

Installation Instructions



Bugflector® - Bugflector II® - Carflector®

Important Safety Information



- CAUTION - Before driving, ensure that the hood shield is properly secured to vehicle.
- Do not use automatic "brush-style" car washes.
- Do not use cleaning solvents of any kind.
- Periodically check all components for tightness.

Contents

NOTE: Actual product may vary from illustration.



Hood shield



Bump On
x4



Fastener
x4


Tools Required




Car Wash Supplies



Clean Towel



Phillips
screwdriver



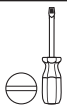
Flathead
screwdriver

Preparation Before Painting / Installation

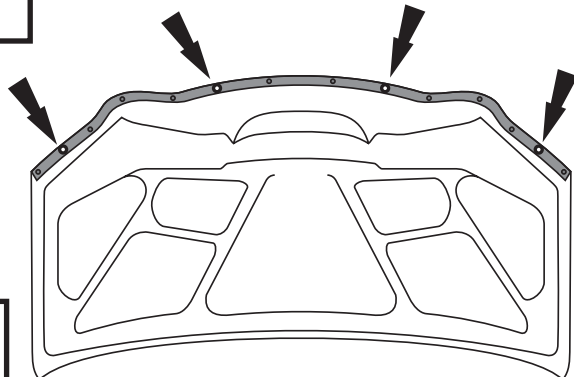
- A trial fit is recommended to ensure proper positioning and fit.
- Check fit of parts before painting as we will not accept the return of modified or painted parts.
- Wash and dry your vehicle to remove any debris and/or dirt from the installation area.

Installation Steps

NOTE: Actual application may vary slightly from illustrations.

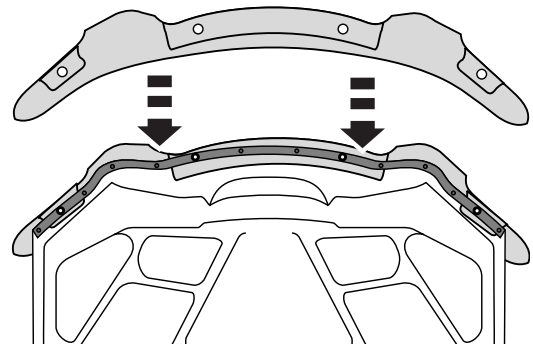


Open hood. Locate (4) fasteners that attach the rubber seal to the underside of the hood. Remove and discard.



1

Position the hood shield with the tabs sliding **between** the hood and rubber seal. Align holes.

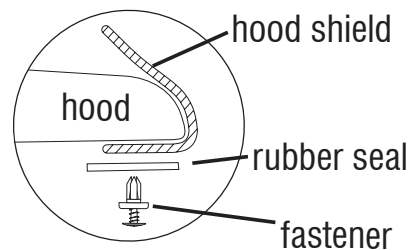
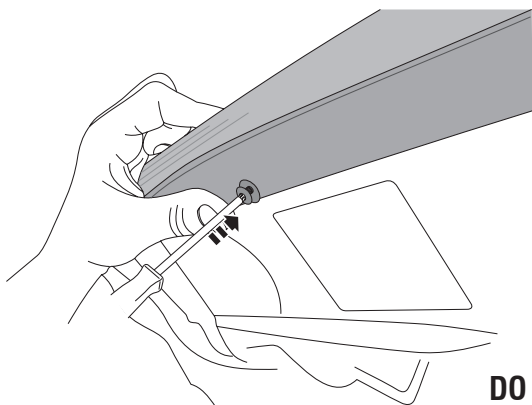


2

Installation Steps

NOTE: Actual application may vary slightly from illustrations.

Insert (1) fastener and screw until snug. Repeat for remaining (3) fasteners.

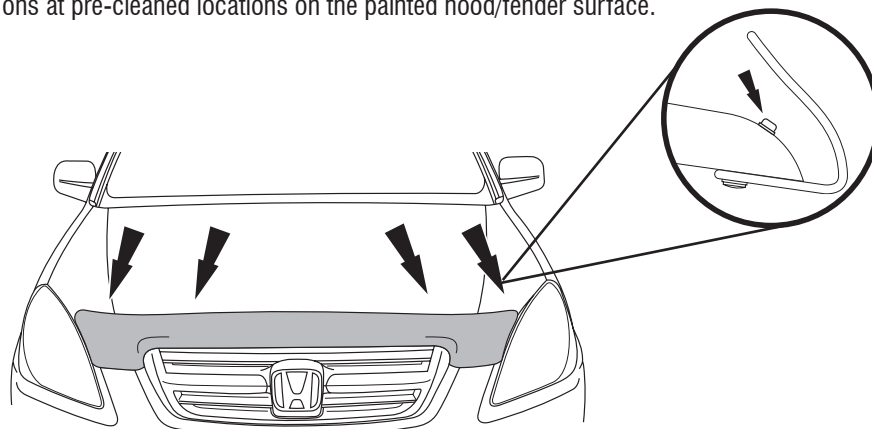


3

DO NOT OVER TIGHTEN



Install bump ons at pre-cleaned locations on the painted hood/fender surface.



4

Care and Cleaning

- Wash only with mild soap & dry with a clean cloth.

Congratulations!

You have purchased one of the many quality Auto Ventshade™ branded products offered by Lund International, Inc. We take the utmost pride in our products and want you to enjoy years of satisfaction from your investment. We have made every effort to ensure that your product is top quality in terms of fit, durability, finish and ease of installation.



Check out the collection of stone and bug deflectors we offer.