

Installation Instructions



Bugflector® - Bugflector II® - Carflector® - Chrome Hood Shield™

Important Safety Information



- CAUTION - Before driving, ensure that the hood shield is properly anchored to vehicle.
- Do not use automatic “brush-style” car washes.
- Do not use cleaning solvents of any kind.
- Periodically check all components for tightness.

Contents **NOTE:** Actual product may vary from illustration.



Hood shield



Alcohol Pad x4



Self tapping
screw x4



Washers x4




Bump On x4

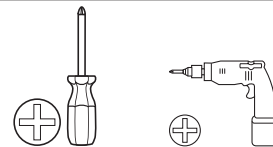
Tools Required



Car Wash Supplies



Clean Towel



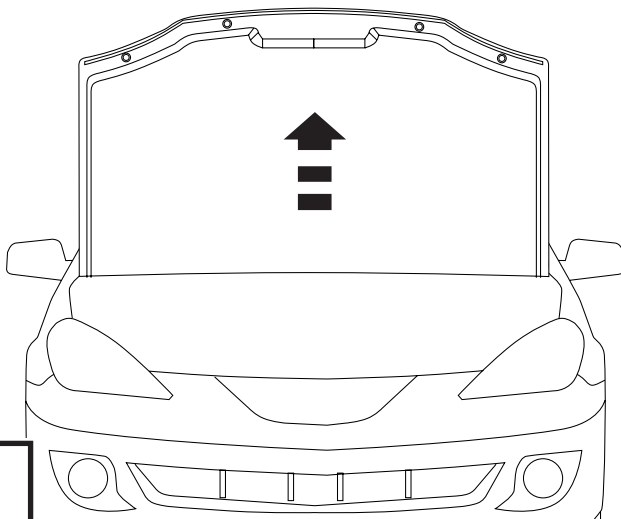
Appropriate hand tools.

Preparation Before Painting / Installation

- A trial fit is recommended to ensure proper positioning and fit.
- Check fit of parts before painting as we will not accept the return of modified or painted parts.
- Wash your vehicle's hood to remove any debris and/or dirt.
- Dry the hood with a clean towel.

Installation Steps **NOTE:** Actual application may vary slightly from illustrations.

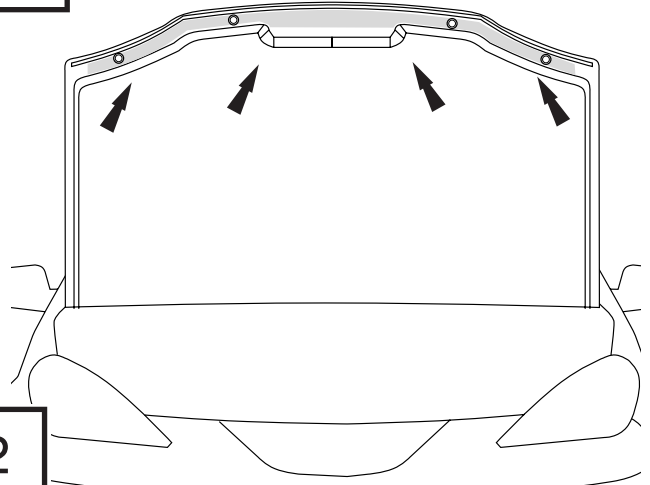
Open Hood.



1



Clean leading edge of hood with
alcohol pad.

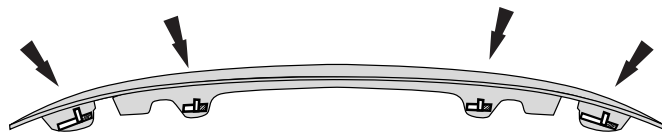


2

Installation Steps


NOTE: Actual application may vary slightly from illustrations.

Expose 2" (5 cm) of tape liner from each end of the flanges on the hood shield.



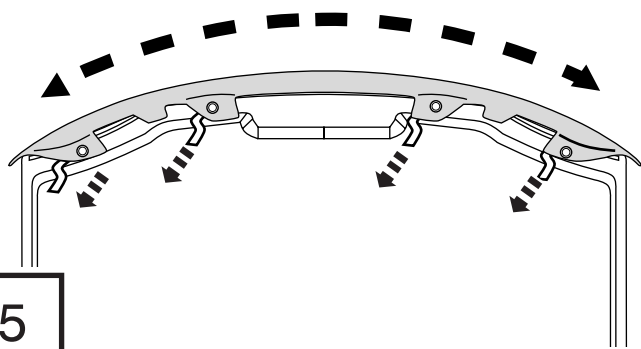
3

Center part on front edge of hood. If necessary slide flanges under rubber trim.



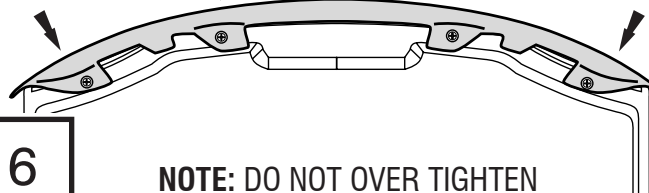
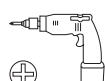
4

Remove remainder of tape liners. Apply strong pressure at all contact points for proper adhesion.



5

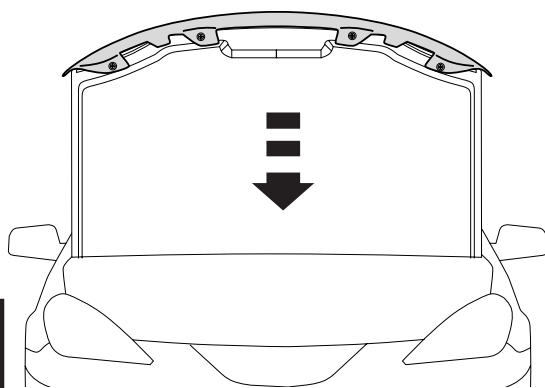
Secure with (4) self tapping screws through hood shield into sheet metal. **NOTE:** Toyota Camry and Pontiac Sunfire have only (2) screw mounting locations.



6

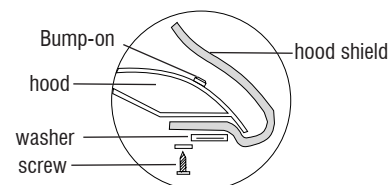
NOTE: DO NOT OVER TIGHTEN

Close hood.



7

Apply bump ons to surface of hood.



8

Care and Cleaning

- Wash only with mild soap & dry with a clean cloth.

Congratulations!

You have purchased one of the many quality Auto Ventshade™ branded products offered by Lund International, Inc. We take the utmost pride in our products and want you to enjoy years of satisfaction from your investment. We have made every effort to ensure that your product is top quality in terms of fit, durability, finish and ease of installation.



Check out the collection of stone and bug deflectors we offer.