

Installation Instructions



Bugflector[®] - Bugflector II[®] - Carflector[®] - Chrome Hood Shield[™]

Important Safety Information

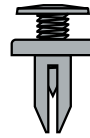


- CAUTION - Before driving, ensure that the hood shield is properly anchored to vehicle.
- Do not use automatic "brush-style" car washes.
- Do not use cleaning solvents of any kind.
- Periodically check all components for tightness.

Contents NOTE: Actual product may vary from illustration.



Hood Shield



Fastener x5



Bump On x4

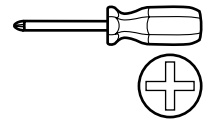
Tools Required



Car Wash Supplies



Clean Towel



Appropriate hand tools

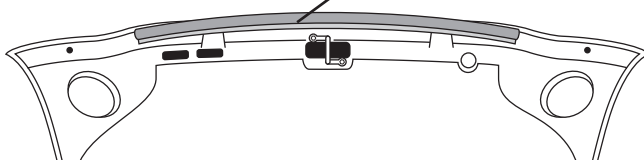
Preparation Before Painting / Installation

- A trial fit is recommended to ensure proper positioning and fit.
- Check fit of parts before painting as we will not accept the return of modified or painted parts.
- Wash your vehicle's hood to remove any debris and/or dirt.
- Dry the hood with a clean towel.

Installation Steps NOTE: Actual application may vary slightly from illustrations.

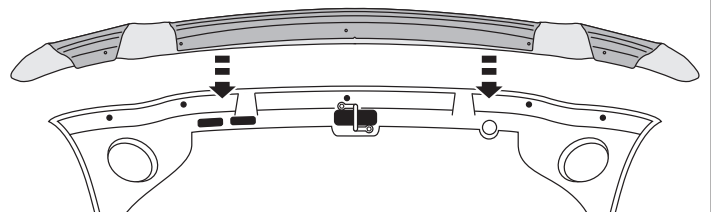
Raise the hood. Locate rubber seal and carefully remove from hood.

remove rubber seal



1

Set the hood shield in place.



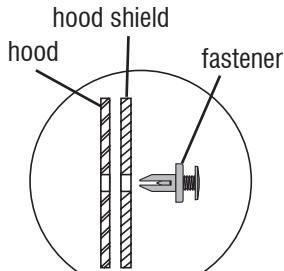
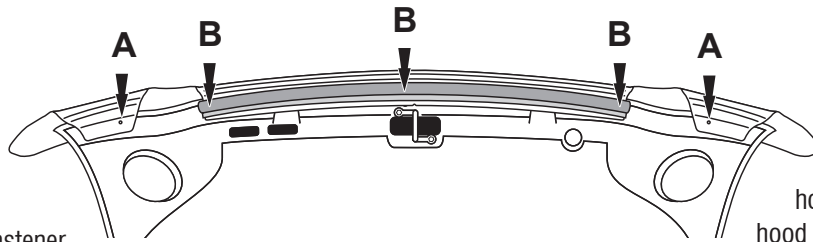
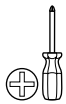
2

Installation Steps

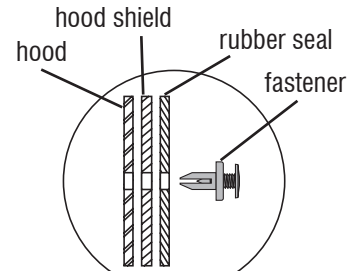
NOTE: Actual application may vary slightly from drawings.



Secure the hood shield to the hood at the ends with (2) fasteners using attachment method A. Set the rubber seal back in place over the hood shield and insert the (3) remaining screw fasteners using attachment method B.



Method A



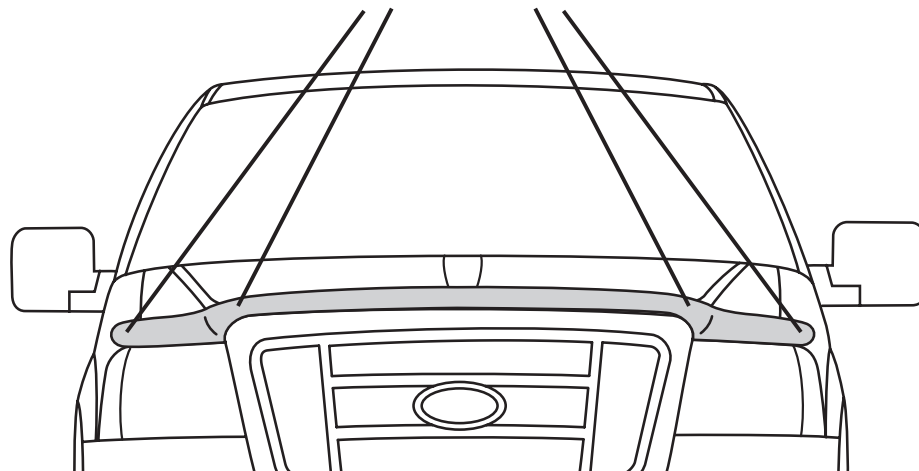
Method B

3



To reduce vibration, adhere bump-ons at precleaned locations on the hood surface where the hood shield may contact..

bump-on locations



4

Care and Cleaning

- Wash only with mild soap & dry with a clean cloth.

Congratulations!

You have purchased one of the many quality Auto Ventshade™ branded products offered by Lund International, Inc. We take the utmost pride in our products and want you to enjoy years of satisfaction from your investment. We have made every effort to ensure that your product is top quality in terms of fit, durability, finish and ease of installation.



Check out the collection of stone and bug deflectors we offer.