

Installation Instructions



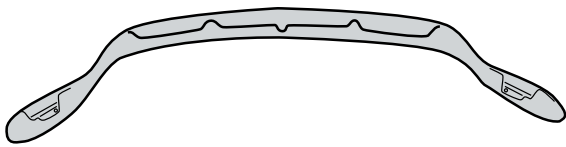
Bugflector® - Bugflector II® - Carflector®

Important Safety Information

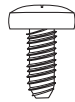


- CAUTION - Before driving, ensure that the hood shield is properly secured to vehicle.
- Do not use automatic "brush-style" car washes.
- Do not use cleaning solvents of any kind.
- Periodically check all components for tightness.

Contents **NOTE:** Actual product may vary from illustration.



Hood Shield



Phillips Screw x2



Plastic Washer x2



Fastener x2



Bump On x4

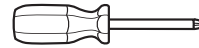
Tools Required



Car Wash Supplies



Clean Towel




Phillips Screwdriver

Preparation Before Painting / Installation

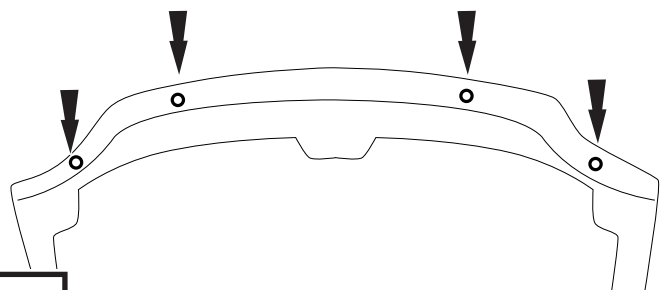
- A trial fit is recommended to ensure proper positioning and fit.
- Check fit of parts before painting as we will not accept the return of modified or painted parts.
- Wash and dry your vehicle to remove any debris and/or dirt from the installation area.

Installation Steps **NOTE:** Actual application may vary slightly from illustrations.



1

Locate (4) mounting positions on underside of hood.

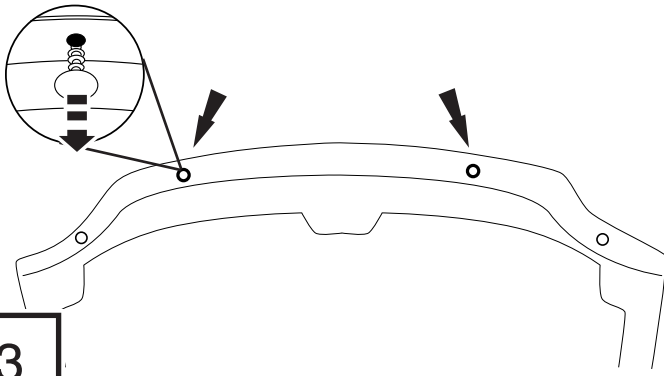


2

Installation Steps

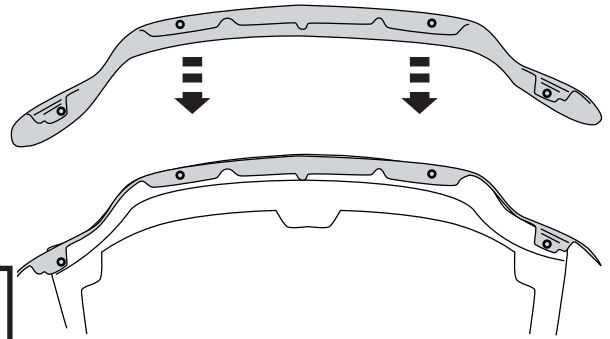
NOTE: Actual application may vary slightly from drawings.

Remove (2) fasteners which attach rubber trim to hood.



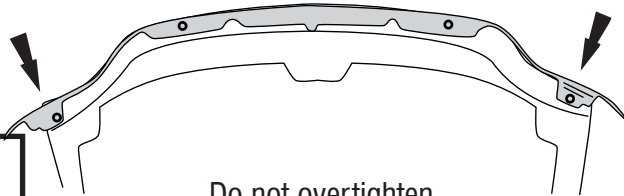
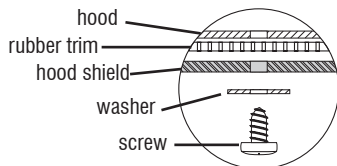
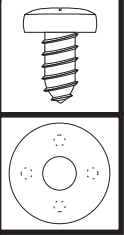
3

Align Hood Shield with holes in hood. The mounting flange of the hood shield is positioned **OVER** the rubber trim.



4

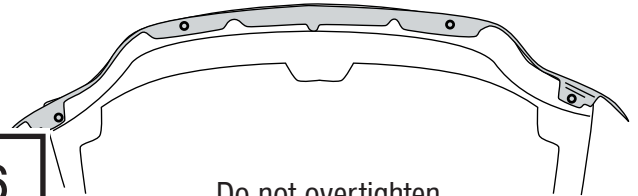
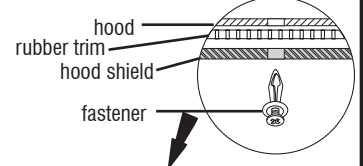
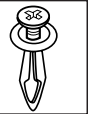
Install (2) screws with washers in the outboard mounting holes.



5


Do not overtighten

Install (2) plastic fasteners in the inboard mounting holes.



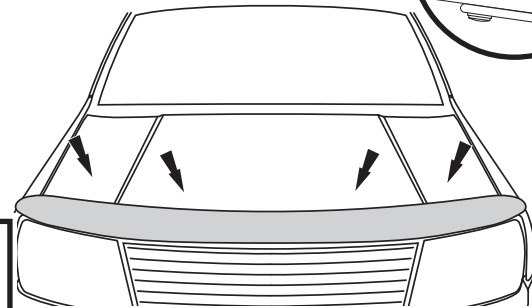
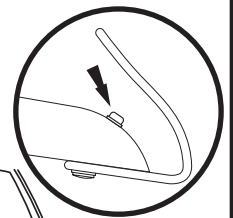
6

Do not overtighten



7

Install (4) bump ons.



8

X4

Care and Cleaning

- Wash only with mild soap & dry with a clean cloth.

Congratulations!

You have purchased one of the many quality Auto Ventshade™ branded products offered by Lund International, Inc. We take the utmost pride in our products and want you to enjoy years of satisfaction from your investment. We have made every effort to ensure that your product is top quality in terms of fit, durability, finish and ease of installation.



Check out the collection of stone and bug deflectors we offer.