

MAXITPMS

COMPREHENSIVE TPMS SERVICE TOOLS

Do you already own an Autel TPMS tool? Download FREE software updates for all your Autel TPMS tools and your outdated tool will function like new! The full line of MaxiTPMS tools is specially designed to activate any known OEM / Universal TPMS sensors, reprogram the Autel MX-Sensors to the vehicle's ECU, and turn off the TPMS warning light. Tool software can be regularly updated for current vehicle coverage.



EASY TO USE SOFTWARE

Multiple new features were designed and released for all three levels of Autel TPMS tools, making your diagnostic service easier to navigate. The TS401 software can now program and relearn Autel MX-Sensors making this tool an industry leader for value performance. The TS501 and TS601 updated TPMS status screen now easily shows if the sensor battery needs to be replaced soon. All three tools provide a quick access to the faulty sensors and deliver a TPMS diagnosis to help complete the service more effectively and efficiently.

TPMS PACKAGE KIT

The TS501K package kit is a perfect All-In-One TPMS solution, combining the TS501 tool with eight Autel MX-Sensors for total TPMS service repair. An assortment of 6 metal stem and 2 rubber stem MX-Sensors are included to insure you have all you need in hand to replace 98 percent of all OE sensors. The TS501K offers the technician a complete solution to vehicle TPMS diagnostics, relearn and sensor programming.



AUTEL[®] MaxiTPMS[™]

FEATURES COMPARISON CHART

MOST POWERFUL TPMS DIAGNOSTIC & SERVICE TOOL



MAXITPMS - TS601

- INCLUDES SAME TS501 FEATURES PLUS
- COMPLETE TPMS SYSTEM DIAGNOSTICS
- LIVE TPMS DATA STREAM
- ADJUST TIRE SIZE PLACARD VALUES
- GENERIC OBD II POWERTRAIN TESTING



OBDII CONNECTOR FOR TPMS DIAGNOSTICS



MAXITPMS - TS501K

PACKAGED AS KIT WITH 8 SENSORS
6 METAL STEM/2 RUBBER STEM

- INCLUDES SAME TS401 FEATURES PLUS
- OBD II INTERFACE TO EXTRACT TPMS CODES
- DETECT & DISPLAY TPMS SYSTEM FAULTS
- READ & CLEAR TPMS INFORMATION



OBDII CONNECTOR FOR TPMS DIAGNOSTICS



MAXITPMS - TS401

- ACTIVATE SENSORS & RETRIEVE DATA
- DISPLAY RELEARN PROCEDURES
- STEP BY STEP GRAPHIC DIRECTIONS FOR OE RELEARN PROCEDURES
- AUTEL MX-SENSOR PROGRAMMING
- UPDATEABLE SOFTWARE



 TS401 128x64 B/W Backlit Display	 TS501 / TS601 320x240 TFT Color Display	 Tool Resistant Grease & Water	 Li-Polymer 3.7V Built In Rechargeable	 Auto Power Off Battery Life Conservation	 INCLUDED 4GB Class 4 SD Memory Card	 Receives Both Sensors 315Mhz 433Mhz
--	---	--------------------------------------	---	--	---	---

REPLACEMENT UNIVERSAL AUTEL MX-SENSORS SOLD SEPARATELY



DO YOU HAVE AN AUTEL TPMS TOOL?
DOWNLOAD FREE SOFTWARE UPDATES

MS906TS

AFFORDABLE SCAN TABLET + TPMS DIAGNOSTICS

NEXT GENERATION TPMS



WHY BUY A SECONDARY TPMS TOOL?

TPMS EVOLUTION

The MaxiSYS MS906TS is an ALL-IN-ONE industry first combining advanced diagnostics with complete TPMS functionality. Now technicians don't need multiple devices to trigger, program, or relearn Autel MX-Sensors with one ultra-fast, lightweight, wireless, touch screen scan tablet.

EMBEDDED TPMS ANTENNA

Combining next generation hardware with powerful software for the price conscious technician that requires advanced level diagnostics to scan all vehicle systems and quickly perform complete TPMS diagnostics.

AUTEL MAXISYS™

FEATURES COMPARISON CHART

BUILT-IN COMPLETE TPMS FUNCTIONALITY

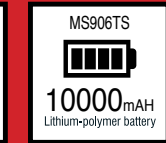
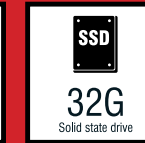
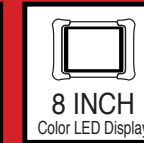

MAXISYS - MS906TS

- INCLUDES SAME MS906 FEATURES PLUS
- EMBEDDED TPMS ANTENNA TRIGGERS ALL KNOWN SENSORS
- CLONE & PROGRAM AUTEL MX-SENSORS
- COMPLETE TPMS SYSTEM DIAGNOSTICS
- TPMS STATUS SCREEN INSTANTLY PINPOINTS SYSTEM FAULTS AND VIEW TPMS STATUS
- DOUBLE THE BATTERY SIZE OF THE MS906

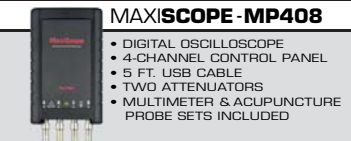
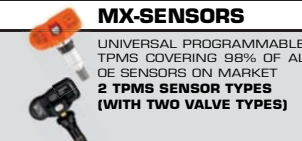


WIRELESS BLUETOOTH OBDII CONNECTOR

COVERS DOMESTIC, ASIAN AND EUROPEAN VEHICLES (1996 TO PRESENT)

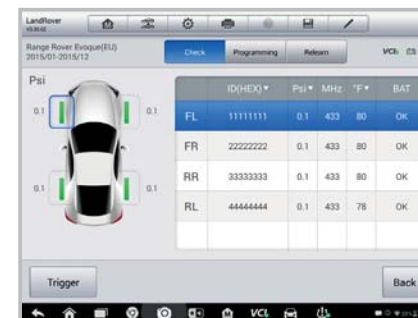


OPTIONAL COMPATIBLE ACCESSORIES

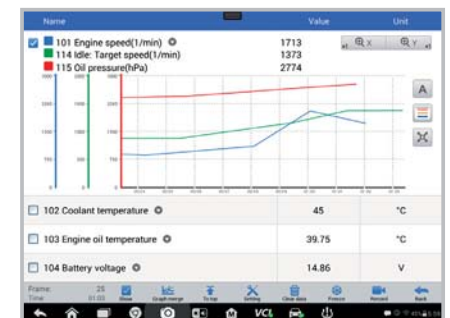


1 YEAR WARRANTY / 1 YEAR FREE SOFTWARE UPDATES

TRIGGER ACTIVATION



LIVE DATA GRAPHING




MX-SENSORS

PROGRAMMABLE UNIVERSAL TPMS SENSORS

Autel's MX-Sensors are programmable universal OE replacement TPMS sensors and only require two sensor types to cover all OE fitted sensor replacements with a programming tool. MX-Sensors offer the latest model TPMS coverage because sensors update during installation. This 4-SKU solution greatly reduces inventory investment and provides simple assembly to minimize installation time.

Covering 98% of All OE Sensors On Market US, European and Asian Manufacturers

Autel's MX-Sensor valves are tested independently and certified to meet and exceed the SAE industry standard J1205 / J1206 ratings. OE level signal durability and functionality insures customers are installing only the highest quality sensors.



QUALITY TESTED

- Automotive Grade Materials to Resist Corrosion and Severe Weather Conditions
- High-Precision Air Valve to Prevent Leaks
- Longest Lasting Automotive Grade Battery



Valve Option	Clamp In
Frequency	315MHz
Dimensions	55.1 x 21.8
TPMS Weight	18.5g

MX-sensor
PROGRAMMABLE UNIVERSAL TPMS SENSORS
315 MHz METAL STEM



Valve Option	Snap In
Frequency	315MHz
Dimensions	54.2 x 19.1
TPMS Weight	15.6g

MX-sensor
PROGRAMMABLE UNIVERSAL TPMS SENSORS
315 MHz RUBBER STEM



Valve Option	Clamp In
Frequency	433MHz
Dimensions	55.1 x 21.8
TPMS Weight	18.5g

MX-sensor
PROGRAMMABLE UNIVERSAL TPMS SENSORS
433 MHz METAL STEM



Valve Option	Snap In
Frequency	433MHz
Dimensions	54.2 x 19.1
TPMS Weight	15.6g

MX-sensor
PROGRAMMABLE UNIVERSAL TPMS SENSORS
433 MHz RUBBER STEM

Battery Life	7years
Battery Voltage	3.0V
Operating Temp	-40°C to +125°C
Temp Accuracy	±5°C

Pressure Range	0 to 900kpa
Pressure Accuracy	±10kpa
G Sensor Accuracy	±15%
Transmission Power	5-8dBm

TPMS DISPLAY

FREE MX-SENSOR INVENTORY DISPENSER

The Autel MX-Sensor POP Display is a plastic wall hanger and vertical TPMS sensor inventory dispenser that holds 11 sensors. The clear gravity-feed chute provides retail inventory visibility and organization to select from the bottom without dropping.

The display comes ready to use and easily restocked at the top divide for front and back display. There are two MX-Sensor display options available to order, each display comes with 6 metal stem and 5 rubber stem sensors. Installation instructions are included with each order.

MX315MERCH - 315 MHz

**6 Metal Stem / 5 Rubber Stem
Quantity of 11 Autel MX-Sensors**

- 315MHz MX-Sensor FREE POP Display
- Order Quantity of 11 Autel 315MHz MX-Sensors
- 6 Metal Stem / 5 Rubber Stem MX-Sensors
- Display Installation Instructions

MX433MERCH - 433 MHz

**6 Metal Stem / 5 Rubber Stem
Quantity of 11 Autel MX-Sensors**

- 433MHz MX-Sensor FREE POP Display
- Order Quantity of 11 Autel 433MHz MX-Sensors
- 6 Metal Stem / 5 Rubber Stem MX-Sensors
- Display Installation Instructions



HOW TO ORDER

MINIMUM QUANTITY OF 6 DISPLAYS PER ORDER - TOTAL OF 66 SENSORS

Six MX-Sensor POP displays ship in the same order box. Order this item number to receive the FREE display. "MX315MERCH" for the 315MHz sensor displays, or "MX433MERCH" for the 433MHz sensor displays.

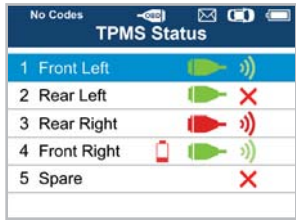
MEASUREMENTS

One MX-Sensor Display: 19" x 3.25" x 3.5"
One Empty Display: 0.8 Lbs. / One Full Display with 11 Sensors: 1.10 Lbs.
6 Full Displays in Shipping Box: 3 Lbs. / 15.8" x 7.35" x 15.75"

PRE-LOADED WITH 11 MX-SENSORS

SINGLE SCREEN VIEW

Autel's exclusive At-A-Glance diagnostics feature pinpoints system faults by comparing sensor and ECU data. The TPMS Status Screen design allows you to clearly read direct feedback from all 4 sensors displayed together on one easy to read, multicolor screen.

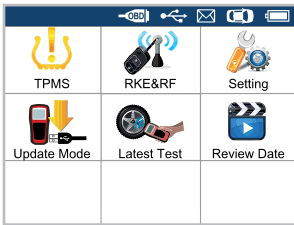


STATUS SCREEN

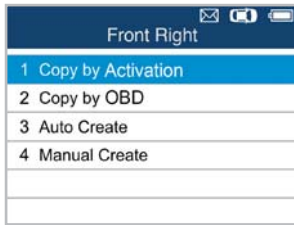
- ◀ Sensor ID and ECU ID match.
- ◀ ECU ID not registered. Sensor OK.
- ◀ Sensor ID does not match ECU ID location.
- ◀ ECU saved last known sensor ID. Sensor is faulty.
- ◀ ECU ID not registered. Sensor is bad.

TS501 & TS601 FEATURES

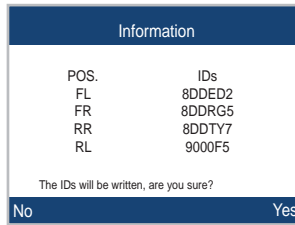
ICON START MENU



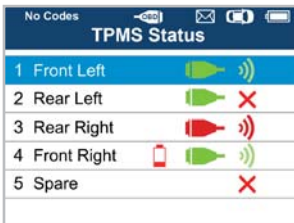
PROGRAM OPTIONS



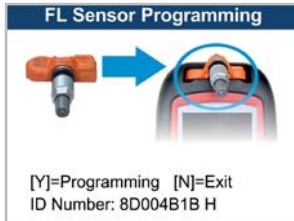
SENSOR INFO DISPLAY



STATUS SCREEN



PROGRAM SENSORS



ACTIVATE SENSORS



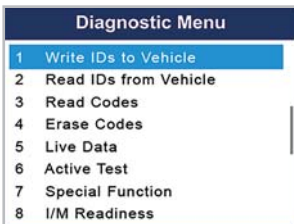
Single screen organization to view status of all TPMS features and instantly pinpoint system faults.

Easy to use tool navigation offers on-screen instructions with guided visual details for all tool functions.

Easily confirm sensor activation with ECU using the diagram displays of the activation screen.

TS601 OBDII DIAGNOSTICS

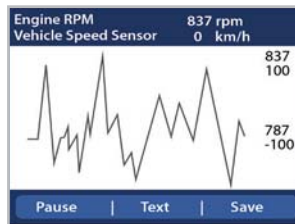
EASY TO USE MENUS



EMISSION TESTING



LIVE DATA GRAPHING



MAXISYS 906TS DIAGNOSTICS

TRIGGER ACTIVATION



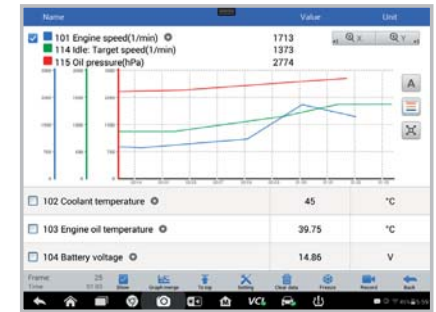
SYSTEM COVERAGE



SENSOR PROGRAMMING

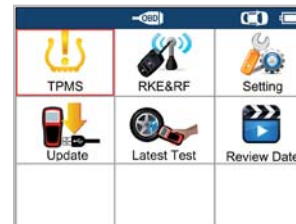


LIVE DATA GRAPHING



TS408 & TS508 FEATURES

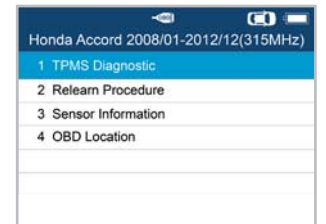
ICON START MENU



SENSOR PROGRAMMING

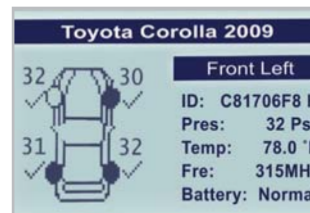


SIMPLIFIED OPTIONS



TS401 FEATURES

ACTIVATION SCREEN



PROGRAMMING



RELEARN PROCEDURES

