


Graywerks®

by **atp**

Replacement Parts Catalog

Including **DRIVEN**

Catalog No. GW-2014 • Effective Date: November, 2013



Graywerks

Exhaust Manifold Kits

Harmonic Balancers

Intake Manifold

Heat Risers

Timing Covers

Transmission Oil Pans

Front Bearing Retainers

Engine Oil Pans

Driven

Front Axle Disconnects

Differential Covers

Reman Front Differentials

 **atp**
professional auto parts®



From its humble 2000 square foot facility in Chicago, Illinois, the company strove to provide aftermarket replacement parts for automatic transmissions.

Located in a northern suburb of Chicago, Illinois, the 92,000 sq. ft. facility allows for quick order turn and a fill rate consistently over 98%.

- **The Customer is our 1st Responsibility.**
- **The most up-to-date electronic catalogs including high resolutions images and a full range of product attributes.**
- **Hard parts don't have to be hard to find. ATP offers the most complete coverage for older vehicles. National and International Distribution.**
- **Industry leading Product Warranties.**
- **Re-engineering and Improving OE Designs to facilitate easy installations and improved product performance.**

The ATP product offering consists of automatic transmissions parts, exhaust manifolds, harmonic balancers, timing covers, cables, flex plates, flywheels, ring gears, cabin filters, chemicals, remanufactured front differentials, front axle disconnects, and differential covers.



TABLE OF CONTENTS

How To Use This Catalog	3	Exhaust Manifold Kits (Cont.)	Harmonic Balancers (Cont.)		
VIN Tag for General Motors Cars & Trucks	5	Mazda	129	Geo	252
General Motors Truck Identification	6	Mazda Truck	129	GMC	252
VIN Tag for Ford Cars & Trucks	7	Mercury	129	Honda	270
AT-205 Re-Seal®	8	Mercury Truck	132	Honda Truck	271
Exhaust Manifold Kits	9	Mini	132	Hummer Truck	271
Acura	9	Mitsubishi	132	Hyundai	271
Acura Truck	9	Mitsubishi Truck	133	Hyundai Truck	272
AMC	9	Nissan	133	Infiniti	272
Asuna Truck	11	Nissan Truck	134	Infiniti Truck	272
Audi	11	Oldsmobile	135	Isuzu Truck	272
BMW	11	Oldsmobile Truck	137	Jeep	273
BMW Truck	11	Plymouth	137	Kia	274
Buick	11	Plymouth Truck	139	Kia Truck	274
Buick Truck	13	Pontiac	142	Lexus	274
Cadillac	13	Pontiac Truck	145	Lexus Truck	274
Cadillac Truck	14	Ram	145	Lincoln	274
Chevrolet	14	Saab	145	Lincoln Truck	275
Chevrolet Truck	22	Saturn	145	Lotus	275
Chrysler	53	Saturn Truck	145	Mazda	275
Chrysler Truck	54	Scion	145	Mazda Truck	275
Dodge	54	Suzuki	145	Mercury	276
Dodge Truck	56	Suzuki Truck	145	Mercury Truck	278
Eagle	65	Toyota	146	Mitsubishi	278
Ford	66	Toyota Truck	146	Mitsubishi Truck	279
Ford Truck	70	Volkswagen	147	Nissan	279
Geo	88	Volvo	147	Nissan Truck	279
Geo Truck	88	Zeo-Trap	148	Oldsmobile	279
GMC	88	CVT (Continuously Variable Transmission) Fluid	202	Oldsmobile Truck	284
Honda	118	Harmonic Balancers	203	Plymouth	284
Honda Truck	119	Acura	203	Plymouth Truck	285
Hummer Truck	119	AMC	203	Pontiac	286
Hyundai	119	Bricklin	203	Pontiac Truck	291
Hyundai Truck	120	Buick	203	Saab	292
Infiniti	120	Buick Truck	206	Saturn	292
Infiniti Truck	120	Cadillac	206	Saturn Truck	292
International	120	Cadillac Truck	207	Scion	292
Isuzu	124	Chevrolet	208	Shelby	292
Isuzu Truck	124	Chevrolet Truck	216	Subaru	292
Jeep	124	Chrysler	234	Subaru Truck	293
Kia	127	Chrysler Truck	235	Sunbeam	293
Kia Truck	127	DeTomaso	235	Suzuki	293
Lexus	127	Dodge	235	Suzuki Truck	293
Lincoln	127	Dodge Truck	237	Toyota	293
Lincoln Truck	128	Eagle	241	Toyota Truck	294
		Ford	241	Volvo	295
		Ford Truck	245	Intake Manifold	335
				Synthetic Automatic Transmission Fluid Protectant	336

TABLE OF CONTENTS

Heat Risers	337	Front Bearing Retainers	399	ATP Solution Simple™	444
AMC	337	Multi-Vehicle Power Steering Fluid	400	Synthetic Multi-Vehicle Automatic Transmission Fluid	
Buick	337	Engine Oil Pans	401	Front Axle Disconnects	445
Cadillac	339	Acura	401	Buick	445
Chevrolet	339	AMC	401	Chevrolet	445
Chevrolet Truck	342	Asuna	401	GMC	445
Chrysler	349	Buick	401	Isuzu	445
Dodge	350	Cadillac	402	Oldsmobile	445
Dodge Truck	351	Cadillac Truck	402	Saab	445
Ford	352	Chevrolet	402	Differential Covers AWD/FWD	446
Ford Truck	353	Chevrolet Truck	405	Cadillac	446
GMC	355	Chrysler	411	Chevrolet	446
Jeep	362	Chrysler Truck	412	GMC	446
Lincoln	362	Dodge	412	Differential Covers	448
Mercury	362	Dodge Truck	412	Buick	448
Oldsmobile	363	Eagle	413	Cadillac	448
Plymouth	364	Ford	413	Cadillac Truck	449
Plymouth Truck	365	Ford Truck	415	Chevrolet	449
Pontiac	366	Geo	417	Chevrolet Truck	450
ATP Multi-Service Flush & Conditioner	372	Geo Truck	417	Ford Truck	457
Timing Covers	373	GMC	417	GMC	460
Buick	373	Honda	424	Lincoln Truck	466
Cadillac	374	Honda Truck	424	Mazda Truck	466
Cadillac Truck	374	Hyundai	424	Mercury Truck	466
Chevrolet	374	Infiniti	424	Oldsmobile	467
Chevrolet Truck	374	International	424	Oldsmobile Truck	468
Chrysler	376	Isuzu Truck	425	Pontiac	468
Dodge	377	Jeep	425	Reman Front Differentials	469
Dodge Truck	377	Lincoln	425	Cadillac	469
Ford	379	Mazda	426	Chevrolet	469
Ford Truck	382	Mazda Truck	426	GMC	469
GMC	385	Mercury	426	OEM to ATP Interchange	473
Isuzu Truck	388	Mitsubishi	427	Part Number Additions to this Catalog	478
Jeep	388	Nissan	427	ATP Line Splice Kits	480
Lincoln	388	Oldsmobile	427		
Mercury	389	Oldsmobile Truck	428		
Mercury Truck	390	Plymouth	429		
Nissan	390	Plymouth Truck	429		
Oldsmobile	390	Pontiac	429		
Oldsmobile Truck	391	Pontiac Truck	431		
Plymouth	391	Saab	431		
Plymouth Truck	391	Subaru	431		
Pontiac	392	Subaru Truck	431		
Pontiac Truck	392	Suzuki	431		
Toyota Truck	392	Suzuki Truck	431		
Transmission Oil Pans	397	Toyota	431		
		Volkswagen	432		
		Volkswagen Truck	432		

HOW TO USE THIS CATALOG

You must know the CORRECT make, model, engine, and year of the vehicle to use this catalog.

- Go to the application you seek. Identify the correct part number by make, model, engine, year, and ADDITIONAL APPLICATION. Pay special attention to the ADDITIONAL APPLICATION column.

ABBREVIATIONS

AC	Air Conditioning	FWD	Front Wheel Drive	RH	Right Hand
A.I.R.	Air Injection Reactor	GVW	Gross Vehicle Weight	RWD	Rear Wheel Drive
AT	Automatic Transmission	HO	High Output	SHO	Super High Output
bbf.	Barrel Carburetor	hp	Horsepower	SOHC	Single Overhead Camshaft
cid	Cubic Inch Displacement	H/Perf.	High Performance	Spd.	Speed
cyl.	Cylinder	HSC	High Swirl Combustion	std.	Standard
DOHC	Double Overhead Camshaft	lb	Pound	TBI	Throttle Body Injection
E4OD	Electronic 4 Speed Overdrive	LH	Left Hand	turbo	Turbocharger
EEC	Electronic Engine Control	LPG	Liquid Petroleum Gas (Propane)	VTEC	Variable Valve Timing and Lift Electronic Control
EFI	Electronic Fuel Injection	MFI	Multipoint Fuel Injection	w/	With
EGR	Exhaust Gas Recirculation	mm	Millimeter	w/o	Without
exc.	Except	MT	Manual Transmission		
FI	Fuel Injection	perf.	Performance		
Flex-Fuel	Flex-Fuel Recirculation				

VIN TAG FOR GENERAL MOTORS CARS

1976-80 VIN Tag:

Example:

(1)	(2)	(3)	(4)	(5)	(6)	(7)	(8-13)
				S			

5th Position Engine Code

The letter that appears in this box will tell you the Engine Code.
Example: S = 173S

1981-2014 VIN Tag:

Example:

(1-3)	(4)	(5)	(6)	(7)	(8)	(9)	(10)	(11)	(12-17)
					T				

8th Position Engine Code

The letter that appears in this box will tell you the Engine Code.
Example: T = 350-T

VIN TAG FOR GENERAL MOTORS TRUCKS

1973-80 VIN Tag:

Example:

(1)	(2)	(3)	(4)	(5)	(6)	(7)	(8)
	K	Y	1				

2nd Position Chassis Type

C = C Series
K = K Series
G = G Series
P = P Series

3rd Position Engine Code

The letter that appears in this box will tell you the Engine Code.
Example: Y = 307-Y

4th Position Series Type

1 = 1/2 Ton
2 = 3/4 Ton
3 = 1 Ton

1981-2014 VIN Tag:

Example:

(1-3)	(4)	(5)	(6)	(7)	(8)	(9)	(10)	(11)	(12-17)
		K	2		H				

5th Position Chassis Type

C = C Series (2WD)
K = K Series
G = G Series
L = L Series (4WD)
M = M Series (2WD)
P = P Series
R = R Series (2WD)
S = S Series (2WD)
T = T Series (2WD)
V = V Series (2WD)

6th Position Series Type

1 = 1/2Ton
2 = 3/4Ton
3 = 1 Ton

8th Position Engine Code

The letter that appears in this box will tell you the Engine Code.
Example: H = 305-H

GENERAL MOTORS TRUCK IDENTIFICATION

Full Size Blazer, Jimmy and Suburban models are listed under C, R-1, C, R-2, and K, V-1, K, V-2.

Series	Model	Ton Rating
C, R-1	2WD, 2 Door Cab Chassis	1/2
	2WD, 2 Door Pick-up Truck	1/2
C, R-2	2WD, 2 & 4 Door Chassis	3/4
	2WD, 2 & 4 Door Pick-up Truck	3/4
C, R-3	2WD, 2 & 4 Door Chassis	1
	2WD, 2 & 4 Door Pick-up Truck	1
K, V-1	4WD, 2 Door Cab Chassis	1/2
	4WD, 2 Door Pick-up Truck	1/2
K, V-2	4WD, 2 & 4 Door Cab Chassis	3/4
	4WD, 2 & 4 Door Pick-up Truck	3/4
K, V-3	4WD, 2 & 4 Door Cab Chassis	1
	4WD, 2 & 4 Door Pick-up Truck	1
G-1	3 Door Full Size Passenger & Panel Van	1/2
G-2	3 Door Full Size Passenger & Panel Van	3/4
G-3	2 & 3 Door Full Size Passenger & Panel Van	1
L	4WD Mini Passenger & Panel Van — Astro & Safari	
LLV	Long Life Vehicle (Postal Vehicle)	
M	2WD Mini Passenger & Panel Van — Astro & Safari	
P-1	Conventional Chassis & Step/Value Van	1/2
P-2	Conventional Chassis & Step/Value Van	3/4
P-3	Conventional Chassis & Step/Value Van & Motor Home Chassis	1
S	2WD Compact Pick-ups & Compact Blazer/Bravada/Jimmy	
T	2WD Compact Pick-ups & Compact Blazer/Bravada/Jimmy	

VIN TAG FOR FORD TRUCKS

1973-80 VIN Tag:

Example:

(1)	(2)	(3)	(4)	(5)	(6)	(7)	(8)

From 1973-1980, the fourth digit in the VIN is the engine code.

From 1981-2014, the eighth digit in the VIN is the engine code.

1981-2014 VIN Tag:

Example:

(1-3)	(4)	(5)	(6)	(7)	(8)	(9)	(10)	(11)	(12-17)

VIN TAG FOR FORD CARS

1973-80 VIN Tag:

Example:

(1)	(2)	(3)	(4)	(5)	(6)	(7)	(8)

From 1973-1980, the fourth digit in the VIN is the engine code.

From 1981-2014, the eighth digit in the VIN is the engine code.

1981-2014 VIN Tag:

Example:

(1-3)	(4)	(5)	(6)	(7)	(8)	(9)	(10)	(11)	(12-17)

AT-205 RE-SEAL®



Recommended Application Amounts

- Power steering: 1/3 bottle
 - Engine: (1) 8 oz. bottle
 - Transmission: (1) 8 oz. bottle
 - Differential: 1/3 bottle
 - Other hydraulic equipment: (1) 8 oz. bottle (per 3 gallon capacity)
 - Seals, “o” rings, etc.: Swab on
 - Wiper blades: swab on, do not use wipers for 2 hours.
- Power Steering
 - Engine
 - Transmission
 - Differential
 - Any hydraulic system (except Brake) including jacks, lifts, plows, industrial equipment, etc.
 - AT-205 is a special plasticizer which softens and expands hydraulic seals to stop leaks.
 - AT-205 does not contain any petroleum distillates.
 - AT-205 will also restore sunroof seals, wiper blades and any rubber-based item (will not work on nylon or plastics).
 - AT-205 works quickly (engine main seals will require (5) hours of running time) and will not cause the seal to become gummy and eventually break down like other products.
 - Installers can treat any new seals “o” rings, etc. to ensure a quality, leak-free rebuild. New seals, etc. actually shrink as they sit in a box in inventory. Just swab on AT-205 and install!



The Value Is In The Brand!

MODEL	YEAR	ENGINE	ADDITIONAL	EXHAUST MANIFOLD (Single)	LEFT EXHAUST MANIFOLD	RIGHT EXHAUST MANIFOLD
ACURA						
CL	1997	2.2 2156cc		101253		
	1998-99	2.3 2254cc		101253		
TL	1995	2.5 2451cc	NOT for sale in Calif	101344●		
	1996-98	2.5 2451cc	NOT for sale in Calif; Single Exhaust Outlet	101344●		
	2004-07	3.2 3210cc	NOT for sale in Calif; Transverse engine - Left = Front, Right = Rear		101413	101412
	2007	3.5 3471cc	NOT for sale in Calif; Transverse engine - Left = Front, Right = Rear		101413	101412
ACURA TRUCK						
MDX	2003-06	3.5 3471cc	NOT for sale in Calif; Transverse engine - Left = Front, Right = Rear		101413	101412
AMC						
AMX	1978-79	4.2 258cid		101002		
	1980	4.2 258cid		101004		
	1972	5.0 304cid	W/ A.I.R.			101145
	1973	5.0 304cid	W/ shroud			101145
	1974	5.0 304cid	W/ A.I.R.			101145
	1972	5.9 360cid	W/ A.I.R.			101145
	1973	5.9 360cid				101145
	1974	5.9 360cid	W/ A.I.R.			101145
	1972	6.6 401cid	W/ A.I.R.			101145
	1973	6.6 401cid				101145
	1974	6.6 401cid	W/ A.I.R.			101145
Ambassador	1967	3.3 199cid	42RE Trans	101002		
	1965-70	3.8 232cid		101002		
	1971	4.2 258cid		101002		
	1972	5.0 304cid	W/ A.I.R.			101145
	1973	5.0 304cid	W/ shroud			101145
	1974	5.0 304cid				101145
	1972	5.9 360cid	W/ A.I.R.			101145
	1973-74	5.9 360cid				101145
	1972	6.6 401cid	W/ A.I.R.			101145
	1973-74	6.6 401cid				101145
American	1965	3.2 196cid	42RE Trans	101002		
	1966-68	3.3 199cid	42RE Trans	101002		
	1965-68	3.8 232cid		101002		
Classic	1965	3.3 199cid		101002		
	1965-66	3.8 232cid		101002		
Concord	1978-79	3.8 232cid		101002		
	1978-79	4.2 258cid		101002		
	1980-83	4.2 258cid		101004		

● Exhaust Manifold/Catalytic Converter (one-piece assembly)

MODEL	YEAR	ENGINE	ADDITIONAL	EXHAUST MANIFOLD (Single)	LEFT EXHAUST MANIFOLD	RIGHT EXHAUST MANIFOLD
AMC						
Eagle	1983-84	2.5 150cid		101005		
	1980-88	4.2 258cid		101004		
Gremlin	1970	3.3 199cid	A in 7th position of VIN	101002		
	1970-78	3.8 232cid		101002		
	1971-78	4.2 258cid		101002		
Hornet	1970	3.3 199cid	A in 7th position of VIN	101002		
	1970-77	3.8 232cid		101002		
	1971-77	4.2 258cid		101002		
Javelin	1968-69	3.8 232cid	B in 7th position of VIN	101002		
	1970-74	3.8 232cid		101002		
	1971-74	4.2 258cid		101002		
	1972	5.0 304cid	W/ A.I.R.			101145
	1973	5.0 304cid	W/ shroud			101145
	1974	5.0 304cid	W/ A.I.R.			101145
	1972	5.9 360cid	W/ A.I.R.			101145
	1973	5.9 360cid				101145
	1974	5.9 360cid	W/ A.I.R.			101145
	1972	6.6 401cid	W/ A.I.R.			101145
	1973	6.6 401cid				101145
	1974	6.6 401cid	W/ A.I.R.			101145
Marlin	1967	3.3 199cid	A in 7th position of VIN	101002		
	1965-67	3.8 232cid		101002		
Matador	1971-74	3.8 232cid		101002		
	1971-78	4.2 258cid		101002		
	1972	5.0 304cid	W/ A.I.R.			101145
	1973	5.0 304cid	W/ shroud			101145
	1974	5.0 304cid				101145
	1975-76	5.0 304cid	2BBL			101145
	1975-76	5.0 304cid	2BBL; W/ Calif emissions			101145
	1977	5.0 304cid	W/ Calif emissions			101145
	1972	5.9 360cid	W/ A.I.R.			101145
	1973-74	5.9 360cid				101145
	1975-76	5.9 360cid	2BBL; W/ Calif emissions			101145
	1975-76	5.9 360cid	4BBL			101145
	1977-78	5.9 360cid	W/ Calif emissions			101145
1972	6.6 401cid	W/ A.I.R.			101145	
1973-74	6.6 401cid				101145	
Pacer	1975-78	3.8 232cid		101002		
	1975-79	4.2 258cid		101002		
	1980	4.2 258cid		101004		
	1978-79	5.0 304cid			101153	

● Exhaust Manifold/Catalytic Converter (one-piece assembly)

MODEL	YEAR	ENGINE	ADDITIONAL	EXHAUST MANIFOLD (Single)	LEFT EXHAUST MANIFOLD	RIGHT EXHAUST MANIFOLD
AMC						
Rambler	1969	3.3 199cid	42RE Trans	101002		
	1969	3.8 232cid		101002		
Rebel	1967	3.3 199cid		101002		
	1967-70	3.8 232cid		101002		
Spirit	1979	3.8 232cid		101002		
	1979	4.2 258cid		101002		
	1980-83	4.2 258cid		101004		
ASUNA TRUCK						
Sunrunner	1992-93	1.6 98cid		101184		
AUDI						
TT	2000-06	1.8 1781cc		101471		
BMW						
525i	2001-03	2.5 2494cc	Transverse engine - Left = Front, Right = Rear			101439
530i	2001-03	3.0 2979cc	Transverse engine - Left = Front, Right = Rear			101439
BMW TRUCK						
X5	2001-04	3.0 2979cc	Transverse engine - Left = Front, Right = Rear			101439
BUICK						
Apollo	1973-74	4.1 250cid		101140		
Century	1993-96	2.2 134cid		101295		
	1983-92	2.5 151cid		101077		
	1994-96	3.1 189cid	Transverse engine - Left = Front, Right = Rear		101275	101129
	1997-04	3.1 189cid	Transverse engine - Left = Front, Right = Rear		101275	101288
	2005	3.1 189cid	Transverse engine - Left = Front, Right = Rear		101275	
	1989-93	3.3 204cid	Transverse engine - Left = Front, Right = Rear			101131
	1977	5.0 305cid	W/ 4 A.I.R holes plugged		101080	
	1977	5.0 305cid	W/ Heat shield			101084
	1978-80	5.0 305cid	W/ 2 stud dump flange			101156
	1980	5.0 305cid			101246	
	1977-79	5.7 350cid	L in 5th position of VIN; W/ 4 A.I.R holes plugged		101080	
	1977	5.7 350cid	L in 5th position of VIN; W/ Heat shield			101084
	1978-79	5.7 350cid	W/ Heat Stove; W/ 2 stud dump flange			101156
	1978-79	5.7 350cid	W/o heat stove; W/ Heat shield			101084
	1978	5.7 350cid	W/ Heat shield			101084
Commercial Chassis	1994	5.7 350cid				101085
	1995	5.7 350cid	1st Design, A.I.R. Pipe Fitted Directly Into Manifold			101085
Electra	1983-85	5.7 350cid	With Heat Stove			101081
Estate Wagon	1983	5.7 350cid	With Heat Stove			101081
LeSabre	1991-92	3.8 231cid				101320
	1993-95	3.8 231cid	Transverse engine - Left = Front, Right = Rear		101296	101320
	1996	3.8 231cid	Transverse engine - Left = Front, Right = Rear		101273	
	1997-05	3.8 231cid	Transverse engine - Left = Front, Right = Rear		101273	101289

● Exhaust Manifold/Catalytic Converter (one-piece assembly)

MODEL	YEAR	ENGINE	ADDITIONAL	EXHAUST MANIFOLD (Single)	LEFT EXHAUST MANIFOLD	RIGHT EXHAUST MANIFOLD
BUICK						
LeSabre (Cont'd)	1982	4.4 267cid			101246	
	1978	5.0 305cid	W/ 4 A.I.R holes plugged		101080	
	1978	5.0 305cid	W/ Heat shield			101084
	1983-85	5.7 350cid	With Heat Stove			101081
Park Avenue	1991-95	3.8 231cid				101320
	1993-95	3.8 231cid	1 in 8th position of VIN; Supercharged; Transverse engine - Left = Front, Right = Rear		101296	
	1993-94	3.8 231cid	L in 8th position of VIN; Transverse engine - Left = Front, Right = Rear		101296	
	1996	3.8 231cid	Transverse engine - Left = Front, Right = Rear		101273	
	1997-05	3.8 231cid	Transverse engine - Left = Front, Right = Rear		101273	101289
Reatta	1991	3.8 231cid				101320
Regal	1994-96	3.1 189cid	Transverse engine - Left = Front, Right = Rear		101275	101129
	1991-95	3.8 231cid				101320
	1992-95	3.8 231cid	L in 8th position of VIN; Transverse engine - Left = Front, Right = Rear		101296	
	1996-04	3.8 231cid	Transverse engine - Left = Front, Right = Rear		101273	
	1997-03	3.8 231cid	W/ Calif emissions; Transverse engine - Left = Front, Right = Rear			101274
	1981-82	4.4 267cid			101246	
	1977-80	5.0 305cid	W/ 2 stud dump flange			101156
	1977	5.0 305cid	W/ 4 A.I.R holes plugged		101080	
	1977	5.0 305cid	W/ Heat shield			101084
	1980-86	5.0 305cid			101246	
	1982-86	5.0 305cid	W/ 2 stud dump flange			101156
	1983-87	5.0 305cid	With Heat Stove			101081
	1977	5.7 350cid	L in 5th position of VIN; W/ 4 A.I.R holes plugged		101080	
	1977	5.7 350cid	L in 5th position of VIN; W/ 2 stud dump flange			101156
	1977	5.7 350cid	L in 5th position of VIN; W/ Heat shield			101084
	1983	5.7 350cid	With Heat Stove			101081
1985	5.7 350cid	With Heat Stove			101081	
Riviera	1991-92	3.8 231cid				101320
	1993	3.8 231cid	Transverse engine - Left = Front, Right = Rear		101296	101320
	1995	3.8 231cid	Transverse engine - Left = Front, Right = Rear		101273	101320
	1995	3.8 231cid	Supercharged; Transverse engine - Left = Front, Right = Rear		101296	
	1996-99	3.8 231cid	Transverse engine - Left = Front, Right = Rear		101273	
	1983-85	5.7 350cid	With Heat Stove			101081
Roadmaster	1991	5.0 305cid				101350
	1992-93	5.7 350cid				101350
	1994	5.7 350cid				101085
	1995-96	5.7 350cid	1st Design, A.I.R. Pipe Fitted Directly Into Manifold			101085

● Exhaust Manifold/Catalytic Converter (one-piece assembly)

MODEL	YEAR	ENGINE	ADDITIONAL	EXHAUST MANIFOLD (Single)	LEFT EXHAUST MANIFOLD	RIGHT EXHAUST MANIFOLD
BUICK						
Skyhawk	1985-86	2.0 122cid		101079		
	1987	2.0 122cid	M in 8th position of VIN; Turbocharged	101078		
Skylark	1983-91	2.5 151cid		101077		
	1994-98	3.1 189cid	Transverse engine - Left = Front, Right = Rear		101275	
	1989-93	3.3 204cid	Transverse engine - Left = Front, Right = Rear			101131
	1977-79	5.0 305cid	W/ 4 A.I.R holes plugged		101080	
	1977-79	5.0 305cid	W/ Heat shield			101084
	1977-79	5.7 350cid	L in 5th position of VIN; W/ 4 A.I.R holes plugged		101080	
	1977	5.7 350cid	L in 5th position of VIN; W/ Heat shield			101084
	1978-79	5.7 350cid	W/ Heat shield			101084
Somerset	1986-87	2.5 151cid		101077		
Somerset Regal	1985	2.5 151cid		101077		
Special	1968-69	4.1 250cid		101140		
BUICK TRUCK						
Rainier	2004-05	4.2 256cid		101403		
	2004-06	5.3 325cid				101408
Rendezvous	2002-03	3.4 207cid	Transverse engine - Left = Front, Right = Rear		101275	101288
	2004-05	3.4 207cid	Transverse engine - Left = Front, Right = Rear		101275	
Terraza	2005	3.5 213cid	Transverse engine - Left = Front, Right = Rear		101275	
CADILLAC						
60 Special	1993	4.9 300cid				101357
Allante	1989-92	4.5 273cid			101354	
Brougham	1991-92	5.0 305cid				101350
	1990-92	5.7 350cid				101350
CTS	2003-04	3.2 197cid			101379	101378
Cimarron	1985-86	2.0 122cid		101079		
Commercial Chassis	1994	5.7 350cid				101085
	1995	5.7 350cid	1st Design, A.I.R. Pipe Fitted Directly Into Manifold			101085
DeVille	1989-90	4.5 273cid				101357
	1996-99	4.6 281cid			101367	101366
	2000	4.6 281cid	9 IN 8TH POSITION OF VIN; NOT for sale in Calif		101367	101366
	2000	4.6 281cid	Y IN 8TH POSITION OF VIN		101367	101366
	2001-03	4.6 281cid	NOT for sale in Calif		101367	101366
	1991-93	4.9 300cid				101357
	1994-95	4.9 300cid			101354	
	1983-84	5.7 350cid	With Heat Stove			101081
Eldorado	1996-99	4.6 281cid			101367	101366
	2000	4.6 281cid			101367	
	1991-93	4.9 300cid			101354	
	1983-85	5.7 350cid	With Heat Stove			101081

● Exhaust Manifold/Catalytic Converter (one-piece assembly)

MODEL	YEAR	ENGINE	ADDITIONAL	EXHAUST MANIFOLD (Single)	LEFT EXHAUST MANIFOLD	RIGHT EXHAUST MANIFOLD
CADILLAC						
Fleetwood	1989-90	4.5 273cid				101357
	1991-92	4.9 300cid				101357
	1983-85	5.7 350cid	With Heat Stove			101081
	1993	5.7 350cid				101350
	1994	5.7 350cid				101085
	1995-96	5.7 350cid	1st Design, A.I.R. Pipe Fitted Directly Into Manifold			101085
Seville	1996-97	4.6 281cid			101367	101366
	1998-99	4.6 281cid			101367	
	2000	4.6 281cid	NOT for sale in Calif		101367	
	2001-03	4.6 281cid	NOT for sale in Calif		101367	101366
	1991-93	4.9 300cid			101354	
	1983-85	5.7 350cid	With Heat Stove			101081
CADILLAC TRUCK						
Escalade	2002-05	5.3 325cid			101261	
	2002-05	5.3 325cid	RWD; W/ Calif emissions; Exhaust Manifold has a donut flange gasket			101262
	2002	5.3 325cid	W/ Air Pump; NOT for sale in Calif; Exhaust Manifold has a ring gasket			101371
	2003-05	5.3 325cid	NOT for sale in Calif; Exhaust Manifold has a ring gasket			101371
	1999-00	5.7 350cid	W/o A.I.R.		101095	101094
	1999-00	5.7 350cid	W/ A.I.R.		101294	101293
	2002-06	6.0 364cid			101261	
	2002-05	6.0 364cid	W/ Calif emissions; Exhaust Manifold has a donut flange gasket			101262
	2003-06	6.0 364cid	NOT for sale in Calif; Exhaust Manifold has a ring gasket			101371
	2009-10	6.0 364cid			101261	
	2009-10	6.0 364cid	Exhaust Manifold has a ring gasket			101371
	2007-10	6.2 376cid			101261	
	2007-09	6.2 376cid	NOT for sale in Calif; Exhaust Manifold has a ring gasket			101371
	2010	6.2 376cid	Exhaust Manifold has a ring gasket			101371
CHEVROLET						
Bel Air	1965	3.8 230cid		101140		
	1966-73	4.1 250cid		101140		
	1969	5.4 327cid	Horn Style, Center Dump; W/ 4 A.I.R holes plugged			101060
	1969-70	5.7 350cid	Horn Style, Center Dump; W/ 4 A.I.R holes plugged			101060
	1971-75	5.7 350cid	W/o straight male dump		101083	
	1971-75	5.7 350cid	W/ Heat shield			101084
	1966-69	6.5 396cid			101325	
	1968-69	6.5 396cid	W/o heat shield			101065

● Exhaust Manifold/Catalytic Converter (one-piece assembly)

MODEL	YEAR	ENGINE	ADDITIONAL	EXHAUST MANIFOLD (Single)	LEFT EXHAUST MANIFOLD	RIGHT EXHAUST MANIFOLD
CHEVROLET						
Bel Air (Cont'd)	1970	6.6 400cid	Rams Horn Style, Center Dump; W/ 4 A.I.R holes plugged			101060
	1971-72	6.6 400cid	W/o heat shield			101065
	1973-75	6.6 400cid	W/o straight male dump		101083	
	1973-75	6.6 400cid	W/ Heat shield			101084
	1966-67	7.0 427cid	425 HP			101217
	1968-69	7.0 427cid	W/o heat shield			101065
	1970-75	7.4 454cid	W/o heat shield			101065
	1970-72	7.4 454cid			101325	
Beretta	1990-96	2.2 134cid		101295		
	1994-96	3.1 189cid	Transverse engine - Left = Front, Right = Rear		101275	
Biscayne	1965	3.8 230cid		101140		
	1966-72	4.1 250cid		101140		
	1969	5.4 327cid	Horn Style, Center Dump; W/ 4 A.I.R holes plugged			101060
	1969-70	5.7 350cid	Horn Style, Center Dump; W/ 4 A.I.R holes plugged			101060
	1971-72	5.7 350cid	W/o straight male dump		101083	
	1971-72	5.7 350cid	W/ Heat shield			101084
	1966-69	6.5 396cid			101325	
	1968-69	6.5 396cid	W/o heat shield			101065
	1970	6.6 400cid	Rams Horn Style, Center Dump; W/ 4 A.I.R holes plugged			101060
	1971-72	6.6 400cid	W/o heat shield			101065
	1966-67	7.0 427cid	425 HP			101217
	1968-69	7.0 427cid	W/o heat shield			101065
	1970-72	7.4 454cid			101325	
	1970-72	7.4 454cid	W/o heat shield			101065
Brookwood	1969	4.1 250cid		101140		
	1969-70	5.7 350cid	Horn Style, Center Dump; W/ 4 A.I.R holes plugged			101060
	1971-72	5.7 350cid	W/o straight male dump		101083	
	1971-72	5.7 350cid	W/ Heat shield			101084
	1969	6.5 396cid			101325	
	1970	6.6 400cid	Rams Horn Style, Center Dump; W/ 4 A.I.R holes plugged			101060
	1972	6.6 400cid	W/o heat shield			101065
	1970-72	7.4 454cid			101325	
Camaro	1982-86	2.5 151cid		101077		
	1982-89	2.8 173cid			101148	
	1990	3.1 189cid			101148	101365
	1991-92	3.1 189cid			101148	
	1991-92	3.1 189cid	Automatic Transmission			101365
	1967-69	3.8 230cid		101140		

● Exhaust Manifold/Catalytic Converter (one-piece assembly)

MODEL	YEAR	ENGINE	ADDITIONAL	EXHAUST MANIFOLD (Single)	LEFT EXHAUST MANIFOLD	RIGHT EXHAUST MANIFOLD	
CHEVROLET							
Camaro (Cont'd)	1995	3.8	231cid			101320	
	1967-74	4.1	250cid		101140		
	1980-81	4.4	267cid	3-stud dump flange; W/ 4 A.I.R holes plugged		101080	
	1980-81	4.4	267cid	W/ Heat shield		101084	
	1980	4.4	267cid	W/ 4 A.I.R holes plugged		101080	
	1981	4.4	267cid			101246	
	1969-73	5.0	307cid	W/o straight male dump		101083	
	1969	5.0	307cid	Automatic Transmission; W/ Heat shield		101084	
	1970-73	5.0	307cid	W/ Heat shield		101084	
	1976-81	5.0	305cid	W/ Heat shield		101084	
	1976-79	5.0	305cid	W/ 4 A.I.R holes plugged		101080	
	1980-81	5.0	305cid	3-stud dump flange; W/ 4 A.I.R holes plugged		101080	
	1980	5.0	305cid	Two-stud Dump Flange		101246	
	1981	5.0	305cid			101246	
	1983-87	5.0	305cid	With Heat Stove		101081	
	1987-92	5.0	305cid	F in 8th position of VIN; W/ TPI, RPO code LB9		101259	101260
	1990-92	5.0	305cid			101350	
	1969	5.4	327cid	W/o straight male dump		101083	
	1969	5.4	327cid	Automatic Transmission; W/ Heat shield		101084	
	1969-75	5.7	350cid	W/o straight male dump		101083	
	1969	5.7	350cid	Automatic Transmission; W/ Heat shield		101084	
	1970-81	5.7	350cid	W/ Heat shield		101084	
	1976-81	5.7	350cid	W/ 4 A.I.R holes plugged		101080	
	1980-81	5.7	350cid			101246	
	1987-92	5.7	350cid			101259	101260
	1987	5.7	350cid	With Heat Stove		101081	
	1995	5.7	350cid	Automatic Transmission; W/ Calif emissions		101085	
	1967-70	6.5	396cid			101325	
	1967-70	6.5	396cid	W/o heat shield		101065	
	1970-71	6.6	402cid	W/o heat shield		101065	
	1972	6.6	402cid			101065	
	1969	7.0	427cid	W/o heat shield		101065	
Caprice	1967-69	4.1	250cid		101140		
	1992-93	4.3	262cid		101233		
	1994	4.3	265cid			101085	
	1995-96	4.3	265cid	1st Design, A.I.R. Pipe Fitted Directly Into Manifold		101085	
	1980-82	4.4	267cid		101246		
	1977-79	5.0	305cid	W/ 4 A.I.R holes plugged		101080	
	1977-79	5.0	305cid	W/ Heat shield		101084	
	1980-86	5.0	305cid		101246		
	1980-86	5.0	307cid	W/ 2 stud dump flange		101156	

● Exhaust Manifold/Catalytic Converter (one-piece assembly)

MODEL	YEAR	ENGINE	ADDITIONAL	EXHAUST MANIFOLD (Single)	LEFT EXHAUST MANIFOLD	RIGHT EXHAUST MANIFOLD
CHEVROLET						
Caprice (Cont'd)	1983-87	5.0 305cid	With Heat Stove			101081
	1991-93	5.0 305cid				101350
	1969	5.4 327cid	Horn Style, Center Dump; W/ 4 A.I.R holes plugged			101060
	1969-70	5.7 350cid	Horn Style, Center Dump; W/ 4 A.I.R holes plugged			101060
	1971-79	5.7 350cid	W/ Heat shield			101084
	1971-75	5.7 350cid	W/o straight male dump		101083	
	1976-79	5.7 350cid	W/ 4 A.I.R holes plugged		101080	
	1980	5.7 350cid	Gas Engine		101246	
	1980	5.7 350cid	W/ 2 stud dump flange			101156
	1981	5.7 350cid	Diesel Engine; W/ 4 A.I.R holes plugged			101098
	1983-87	5.7 350cid	With Heat Stove			101081
	1985-86	5.7 350cid	Gas Engine; W/ 4 A.I.R holes plugged			101098
	1989-93	5.7 350cid				101350
	1994	5.7 350cid				101085
	1995-96	5.7 350cid	1st Design, A.I.R. Pipe Fitted Directly Into Manifold			101085
	1966-69	6.5 396cid			101325	
	1968-69	6.5 396cid	W/o heat shield			101065
	1970	6.6 400cid	Rams Horn Style, Center Dump; W/ 4 A.I.R holes plugged			101060
	1971-72	6.6 400cid	W/o heat shield			101065
	1973-76	6.6 400cid	W/ Heat shield			101084
	1973-75	6.6 400cid	W/o straight male dump		101083	
	1976	6.6 400cid	W/ 4 A.I.R holes plugged		101080	
	1966-67	7.0 427cid	425 HP			101217
	1968-69	7.0 427cid	W/o heat shield			101065
	1970-76	7.4 454cid	W/o heat shield			101065
	1970-72	7.4 454cid			101325	
Cavalier	1985-86	2.0 122cid		101079		
	1990-97	2.2 134cid		101295		
	1998-01	2.2 134cid		101292		
	2002	2.2 134cid	DOHC Eng.	101292		
	2003-05	2.2 134cid		101469		
	1999-02	2.4 146cid		101467		
Celebrity	1983-90	2.5 151cid		101077		
Chevelle	1965-66	3.2 194cid		101140		
	1965-67	3.8 230cid		101140		
	1968-73	4.1 250cid		101140		
	1969-73	5.0 307cid	W/o straight male dump		101083	
	1969	5.0 307cid	Automatic Transmission; W/ Heat shield			101084
	1970-73	5.0 307cid	W/ Heat shield			101084
	1970-73	5.7 350cid	W/o straight male dump		101083	

• Exhaust Manifold/Catalytic Converter (one-piece assembly)

MODEL	YEAR	ENGINE	ADDITIONAL	EXHAUST MANIFOLD (Single)	LEFT EXHAUST MANIFOLD	RIGHT EXHAUST MANIFOLD
CHEVROLET						
Chevelle (Cont'd)	1970-73	5.7 350cid	W/ Heat shield			101084
	1966-70	6.5 396cid			101325	
	1966-69	6.5 396cid	W/o heat shield			101065
	1970-72	6.6 402cid	W/o heat shield			101065
	1970-73	7.4 454cid	W/o heat shield			101065
	1970-72	7.4 454cid			101325	
	1971	7.4 454cid	365 HP; W/o heat shield			101065
	1971	7.4 454cid	425 HP; W/o heat shield			101065
Chevy II	1963-66	3.2 194cid		101140		
	1964-66	3.8 230cid		101140		
	1968	3.8 230cid		101140		
	1967-68	4.1 250cid		101140		
	1968	6.5 396cid			101325	
	1968	6.5 396cid	W/o heat shield			101065
Citation	1983	2.5 151cid		101077		
Citation II	1984-85	2.5 151cid		101077		
Classic	2004-05	2.2 134cid		101469		
Cobalt	2005-06	2.2 134cid		101469		
Commercial Chassis	1992	4.3 262cid			101233	
	1994	5.7 350cid				101085
Corsica	1990-96	2.2 134cid		101295		
	1994-96	3.1 189cid	Transverse engine - Left = Front, Right = Rear		101275	
Corvette	1962-63	5.3 327cid	Horn Style, Center Dump, 2-1/2 inch Outlet		101218	
	1965	5.3 327cid	Automatic Transmission; CARB; High Performance		101061	
	1965	5.3 327cid	Gas Engine; Standard Performance		101061	
	1965	5.3 327cid	Horn Style, Center Dump, 2-1/2 inch Outlet			101219
	1966-68	5.3 327cid	W/ 4 A.I.R holes plugged		101060	101060
	1966-67	5.3 327cid	W/ A.I.R.; W/ alternator adapter bracket		101102	
	1966-67	5.3 327cid	W/o A.I.R.		101061	
	1968	5.4 327cid	W/ alternator adapter bracket		101102	
	1969-71	5.7 350cid	W/ 4 A.I.R holes plugged		101060	101060
	1969	5.7 350cid	W/ alternator adapter bracket		101102	
	1970	5.7 350cid	300 HP		101061	
	1970	5.7 350cid	350 HP		101061	
	1970	5.7 350cid	370 HP; W/ alternator adapter bracket		101102	
	1971	5.7 350cid	270 HP		101061	
	1971	5.7 350cid	330 HP; LT-1; W/ alternator adapter bracket		101102	
	1972-80	5.7 350cid	Horn Style, Center Dump; W/ 4 A.I.R holes plugged		101060	101060
	1984-87	5.7 350cid	With Heat Stove			101081
	1986-91	5.7 350cid	8 in 8th position of VIN		101353	
	1990-91	5.7 350cid	J in 8th position of VIN		101353	

● Exhaust Manifold/Catalytic Converter (one-piece assembly)

MODEL	YEAR	ENGINE	ADDITIONAL	EXHAUST MANIFOLD (Single)	LEFT EXHAUST MANIFOLD	RIGHT EXHAUST MANIFOLD
CHEVROLET						
Corvette (Cont'd)	1966-69	7.0 427cid				101217
	1970-71	7.4 454cid			101216	101217
	1972-74	7.4 454cid	W or Z in 5th position of VIN		101216	101217
Estate	1969	6.5 396cid			101325	
	1970	7.4 454cid			101325	
Impala	2000-03	3.4 207cid	Transverse engine - Left = Front, Right = Rear		101275	101288
	2004-05	3.4 207cid	Transverse engine - Left = Front, Right = Rear		101275	
	1965	3.8 230cid		101140		
	2000-05	3.8 231cid	Transverse engine - Left = Front, Right = Rear		101273	
	2000-03	3.8 231cid	W/ Calif emissions; Transverse engine - Left = Front, Right = Rear			101274
	1966-73	4.1 250cid		101140		
	1980-82	4.4 267cid			101246	
	1977-79	5.0 305cid	W/ 4 A.I.R holes plugged		101080	
	1977-79	5.0 305cid	W/ Heat shield			101084
	1980-85	5.0 305cid			101246	
	1980-85	5.0 305cid	W/ 2 stud dump flange			101156
	1983-85	5.0 305cid	With Heat Stove			101081
	1969	5.4 327cid	Horn Style, Center Dump; W/ 4 A.I.R holes plugged			101060
	1969-70	5.7 350cid	Horn Style, Center Dump; W/ 4 A.I.R holes plugged			101060
	1971-79	5.7 350cid	W/ Heat shield			101084
	1971-75	5.7 350cid	W/o straight male dump		101083	
	1976-79	5.7 350cid	W/ 4 A.I.R holes plugged		101080	
	1980-82	5.7 350cid	Gas Engine		101246	
	1980	5.7 350cid	L in 5th position of VIN; W/ 2 stud dump flange			101156
	1981-82	5.7 350cid	L in 8th position of VIN; W/ 2 stud dump flange			101156
	1981-85	5.7 350cid	Gas Engine; W/ 4 A.I.R holes plugged			101098
	1983-85	5.7 350cid	With Heat Stove			101081
	1994	5.7 350cid				101085
	1995-96	5.7 350cid	1st Design, A.I.R. Pipe Fitted Directly Into Manifold			101085
	1966-69	6.5 396cid			101325	
	1968-69	6.5 396cid	W/o heat shield			101065
	1970	6.6 400cid	Rams Horn Style, Center Dump; W/ 4 A.I.R holes plugged			101060
	1971-72	6.6 400cid	W/o heat shield			101065
	1973-76	6.6 400cid	W/ Heat shield			101084
	1973-75	6.6 400cid	W/o straight male dump		101083	
	1976	6.6 400cid	W/ 4 A.I.R holes plugged		101080	
	1966-67	7.0 427cid	425 HP			101217
	1968-69	7.0 427cid	W/o heat shield			101065
1970-76	7.4 454cid	W/o heat shield			101065	
1970-72	7.4 454cid			101325		

● Exhaust Manifold/Catalytic Converter (one-piece assembly)

MODEL	YEAR	ENGINE	ADDITIONAL	EXHAUST MANIFOLD (Single)	LEFT EXHAUST MANIFOLD	RIGHT EXHAUST MANIFOLD
CHEVROLET						
Kingswood	1969-70	5.7 350cid	Horn Style, Center Dump; W/ 4 A.I.R holes plugged			101060
	1971-72	5.7 350cid	W/o straight male dump		101083	
	1971-72	5.7 350cid	W/ Heat shield			101084
	1969	6.5 396cid			101325	
	1970	6.6 400cid	W/o heat shield			101065
	1970	6.6 400cid	Rams Horn Style, Center Dump; W/ 4 A.I.R holes plugged			101060
	1972	6.6 400cid	W/o heat shield			101065
	1970-72	7.4 454cid			101325	
	1970	7.4 454cid	W/o heat shield			101065
	1972	7.4 454cid	W/o heat shield			101065
Laguna	1976	5.0 305cid	W/ 4 A.I.R holes plugged		101080	
	1976	5.0 305cid	W/ Heat shield			101084
	1976	5.7 350cid	W/ 4 A.I.R holes plugged		101080	
	1976	5.7 350cid	W/ Heat shield			101084
	1976	6.6 400cid	W/ 4 A.I.R holes plugged		101080	
	1976	6.6 400cid	W/ Heat shield			101084
	1973-75	7.4 454cid	W/o heat shield			101065
Lumina	1995-96	3.1 189cid	Transverse engine - Left = Front, Right = Rear		101275	101129
	1997-01	3.1 189cid	Transverse engine - Left = Front, Right = Rear		101275	101288
	1998-99	3.8 231cid	Transverse engine - Left = Front, Right = Rear		101273	
	1998-99	3.8 231cid	W/ Calif emissions; Transverse engine - Left = Front, Right = Rear			101274
Malibu	2004-08	2.2 134cid		101429●		
	2008	2.4 145cid		101429●		
	1997-03	3.1 189cid	Transverse engine - Left = Front, Right = Rear		101275	101288
	1973-74	4.1 250cid		101140		
	1979-82	4.4 267cid	W/ 2 stud dump flange			101156
	1980-82	4.4 267cid			101246	
	1976-77	5.0 305cid	W/ 4 A.I.R holes plugged		101080	
	1976-77	5.0 305cid	W/ Heat shield			101084
	1978-83	5.0 305cid	W/ 2 stud dump flange			101156
	1980-83	5.0 305cid			101246	
	1983	5.0 305cid	With Heat Stove			101081
	1973-77	5.7 350cid	W/ Heat shield			101084
	1973-75	5.7 350cid	W/o straight male dump		101083	
	1976-78	5.7 350cid	W/ 4 A.I.R holes plugged		101080	
	1978-81	5.7 350cid	W/ 2 stud dump flange			101156
	1980-81	5.7 350cid	Gas Engine		101246	
	1983	5.7 350cid	With Heat Stove			101081
1966-67	6.5 396cid			101325		

● Exhaust Manifold/Catalytic Converter (one-piece assembly)

MODEL	YEAR	ENGINE	ADDITIONAL	EXHAUST MANIFOLD (Single)	LEFT EXHAUST MANIFOLD	RIGHT EXHAUST MANIFOLD
CHEVROLET						
Malibu (Cont'd)	1974-76	6.6 400cid	W/ Heat shield			101084
	1974-75	6.6 400cid	W/o straight male dump		101083	
	1976	6.6 400cid	W/ 4 A.I.R holes plugged		101080	
	1973-75	7.4 454cid	W/o heat shield			101065
Metro	1998-00	1.0 61cid	NOT for sale in Calif	101082		
	1998-01	1.3 79cid	W/ Calif emissions	101399●		
Monte Carlo	1995-96	3.1 189cid	Transverse engine - Left = Front, Right = Rear		101275	101129
	1997-99	3.1 189cid	Transverse engine - Left = Front, Right = Rear		101275	101288
	2000-03	3.4 207cid	Transverse engine - Left = Front, Right = Rear		101275	101288
	2004-05	3.4 207cid	Transverse engine - Left = Front, Right = Rear		101275	
	1998-04	3.8 231cid	Transverse engine - Left = Front, Right = Rear		101273	
	1998-03	3.8 231cid	W/ Calif emissions; Transverse engine - Left = Front, Right = Rear			101274
	1979-82	4.4 267cid	W/ 2 stud dump flange			101156
	1980-82	4.4 267cid			101246	
	1976-77	5.0 305cid	W/ 4 A.I.R holes plugged		101080	
	1976	5.0 305cid	W/ Heat shield			101084
	1978-86	5.0 305cid	W/ 2 stud dump flange			101156
	1980-86	5.0 305cid			101246	
	1983-87	5.0 305cid	With Heat Stove			101081
	1970-77	5.7 350cid	W/ Heat shield			101084
	1970-75	5.7 350cid	W/o straight male dump		101083	
	1976-77	5.7 350cid	W/ 4 A.I.R holes plugged		101080	
	1983-84	5.7 350cid	With Heat Stove			101081
	1971-72	6.6 400cid	W/o heat shield			101065
	1974-76	6.6 400cid	W/ Heat shield			101084
	1974-75	6.6 400cid	W/o straight male dump		101083	
1976	6.6 400cid	W/ 4 A.I.R holes plugged		101080		
1970-75	7.4 454cid	W/o heat shield			101065	
1970-72	7.4 454cid			101325		
Monza	1976-77	5.0 305cid	W/ 4 A.I.R holes plugged		101080	
Nova	1963-66	3.2 194cid		101140		
	1964-66	3.8 230cid		101140		
	1969-70	3.8 230cid		101140		
	1967	4.1 250cid		101140		
	1969-74	4.1 250cid		101140		
	1975-76	4.1 250cid	W/o integrated intake manifold	101140		
	1975	4.3 262cid	W/o straight male dump		101083	
	1975	4.3 262cid	W/ Heat shield			101084
	1969-73	5.0 307cid	W/o straight male dump		101083	
	1969-73	5.0 307cid	W/ Heat shield			101084

● Exhaust Manifold/Catalytic Converter (one-piece assembly)

MODEL	YEAR	ENGINE	ADDITIONAL	EXHAUST MANIFOLD (Single)	LEFT EXHAUST MANIFOLD	RIGHT EXHAUST MANIFOLD
CHEVROLET						
Nova (Cont'd)	1976-79	5.0 305cid	W/ 4 A.I.R holes plugged		101080	
	1976-79	5.0 305cid	W/ Heat shield			101084
	1970-79	5.7 350cid	W/ Heat shield			101084
	1970-75	5.7 350cid	W/o straight male dump		101083	
	1976-79	5.7 350cid	W/ 4 A.I.R holes plugged		101080	
	1969-70	6.5 396cid			101325	
	1969-70	6.5 396cid	W/o heat shield			101065
	1970	6.6 402cid	W/o heat shield			101065
	1970-71	7.4 454cid			101325	
Prizm	1998-02	1.8 110cid		101277		
Spectrum	1987-88	1.5 92cid	Naturally Aspirated	101103		
Sprint	1989-91	1.0 61cid	Naturally Aspirated	101082		
Townsmen	1969-70	5.7 350cid	Horn Style, Center Dump; W/ 4 A.I.R holes plugged			101060
	1971-72	5.7 350cid	W/o straight male dump		101083	
	1971-72	5.7 350cid	W/ Heat shield			101084
	1969	6.5 396cid			101325	
	1970	6.6 400cid	W/o heat shield			101065
	1970	6.6 400cid	Rams Horn Style, Center Dump; W/ 4 A.I.R holes plugged			101060
	1972	6.6 400cid	W/o heat shield			101065
	1970-72	7.4 454cid			101325	
	1970	7.4 454cid	W/o heat shield			101065
1972	7.4 454cid	W/o heat shield			101065	
CHEVROLET TRUCK						
Astro	1985-90	2.5 151cid		101077		
	1987-95	4.3 262cid			101233	
	1996-01	4.3 262cid			101093	101088
	2001	4.3 262cid	W/ A.I.R.			101290
	2002-05	4.3 262cid				101088
Avalanche	2007-10	5.3 325cid			101261	
	2007-10	5.3 325cid	NOT for sale in Calif; Exhaust Manifold has a ring gasket			101371
	2007-09	6.0 364cid			101261	
	2007-09	6.0 364cid	NOT for sale in Calif; Exhaust Manifold has a ring gasket			101371
Avalanche 1500	2002-06	5.3 325cid			101261	
	2002-05	5.3 323cid	W/ Calif emissions; Exhaust Manifold has a donut flange gasket			101262
	2002	5.3 323cid	W/ Air Pump; NOT for sale in Calif; Exhaust Manifold has a ring gasket			101371
	2003-06	5.3 325cid	NOT for sale in Calif; Exhaust Manifold has a ring gasket			101371

● Exhaust Manifold/Catalytic Converter (one-piece assembly)

MODEL	YEAR	ENGINE	ADDITIONAL	EXHAUST MANIFOLD (Single)	LEFT EXHAUST MANIFOLD	RIGHT EXHAUST MANIFOLD
CHEVROLET TRUCK						
Avalanche 2500	2002	8.1 496cid			101377	
	2002	8.1 496cid	W/o Air Pump			101376
	2003	8.1 496cid			101377	101376
	2004-06	8.1 496cid			101377	
B60	1983-87	5.7 350cid	Horn Style, Center Dump; W/ 4 A.I.R holes plugged; School Bus		101060	101060
	1983-87	5.7 350cid	With Heat Stove			101081
	1988-90	5.7 350cid	Horn Style, Center Dump, W/ NC7 emissions override option; W/ 4 A.I.R holes plugged; School Bus		101060	101060
	1983-90	6.0 366cid	School Bus		101073	101072
	1991	6.0 366cid	School Bus		101074	101075
	1983-85	7.0 427cid	School Bus		101073	101072
B7	1995-98	6.0 366cid	School Bus		101074	101075
	1995-98	7.0 427cid	School Bus		101074	101075
Blazer	1969-74	4.1 250cid		101140		
	1995	4.3 262cid			101086	101087
	1996-97	4.3 262cid			101089	101088
	1998-01	4.3 262cid	W/o A.I.R.		101089	101088
	1998-01	4.3 262cid	W/ A.I.R.		101291	101290
	2002-05	4.3 262cid	W/o A.I.R.			101088
	1970	4.8 292cid		101140		
	1973	4.8 292cid		101140		
	1969-72	5.0 307cid	Rams Horn Style, Center Dump; W/ 4 A.I.R holes plugged		101060	101060
	1970-72	5.0 307cid			101067	101068
	1973	5.0 307cid	W/o straight male dump		101083	
	1973	5.0 307cid	W/ Heat shield			101084
	1987	5.0 305cid	W/ straight male flange		101096	101062
	1987	5.0 305cid	With Heat Stove			101081
	1969-72	5.7 350cid			101067	101068
	1969-72	5.7 350cid	Rams Horn Style, Center Dump; W/ 4 A.I.R holes plugged		101060	101060
	1973-74	5.7 350cid	W/o straight male dump		101083	
	1973-74	5.7 350cid	W/ Heat shield			101084
	1987-88	5.7 350cid	K in 8th position of VIN; Cast Iron; W/ straight male flange		101096	101062
	1987	5.7 350cid	With Heat Stove			101081
	1988-94	5.7 350cid				101063
	1988-94	5.7 350cid	W/ Heat shield		101064	
	1989-91	5.7 350cid	W/ straight male flange		101096	101062
	1988-91	6.2 379cid	Diesel Engine; Naturally Aspirated		101333	
	1994	6.5 395cid	Diesel Engine; Turbocharged		101333	101332
	1973	7.4 454cid	W/ Oxygen sensor hole		101069	
	1973	7.4 454cid	W/o heat shield			101065

● Exhaust Manifold/Catalytic Converter (one-piece assembly)

MODEL	YEAR	ENGINE	ADDITIONAL	EXHAUST MANIFOLD (Single)	LEFT EXHAUST MANIFOLD	RIGHT EXHAUST MANIFOLD	
CHEVROLET TRUCK							
C10	1975-76	4.1 250cid	W/o integrated intake manifold	101140			
	1979-84	4.1 250cid		101147			
	1975-76	4.8 292cid		101140			
	1976-80	5.0 305cid	W/ 4 A.I.R holes plugged		101080		
	1976-80	5.0 305cid	W/ Heat shield			101084	
	1981-84	5.0 305cid	three bolt flange; W/ 4 A.I.R holes plugged			101098	
	1983-86	5.0 305cid	With Heat Stove			101081	
	1983-84	5.0 305cid			101245		
	1985-86	5.0 305cid	W/ 4 A.I.R holes plugged			101098	
	1985-86	5.0 305cid	W/ E.G.R hole plugged			101099	
	1975-76	5.7 350cid	W/ Heat shield			101084	
	1975	5.7 350cid	W/o straight male dump		101083		
	1976-77	5.7 350cid	W/ 4 A.I.R holes plugged		101080		
	1978-80	5.7 350cid	Gas Engine; W/ 4 A.I.R holes plugged		101080		
	1978-80	5.7 350cid	Gas Engine; W/ Heat shield			101084	
	1981-82	5.7 350cid	L in 8th position of VIN; W/ 4 A.I.R holes plugged		101080	101098	
	1981-82	5.7 350cid	L in 8th position of VIN; W/ Heat shield			101084	
	1982	5.7 350cid	M in 8th position of VIN; W/ 4 A.I.R holes plugged		101080		
	1982	5.7 350cid	M in 8th position of VIN; W/ Heat shield			101084	
	1983-86	5.7 350cid	With Heat Stove			101081	
	1983-84	5.7 350cid			101245		
	1983-84	5.7 350cid	W/ 4 A.I.R holes plugged			101098	
	1985-86	5.7 350cid	M in 8th position of VIN; Cast Iron		101245		
	1985-86	5.7 350cid	L in 8th position of VIN; W/ E.G.R hole plugged			101099	
	1985-86	5.7 350cid	M in 8th position of VIN; Cast Iron; W/ 4 A.I.R holes plugged			101098	
	1985-86	5.7 350cid	M in 8th position of VIN; Stainless Steel Tubular		101267	101266	
	1976-80	6.6 400cid	W/ 4 A.I.R holes plugged		101080		
	1976-80	6.6 400cid	W/ Heat shield			101084	
	1975-80	7.4 454cid	W/ Oxygen sensor hole		101069		
	1975-80	7.4 454cid	W/o heat shield			101065	
	C10 Panel	1965	3.8 230cid		101140		
	C10 Pickup	1965	3.8 230cid		101140		
1966-74		4.1 250cid		101140			
1965		4.6 283cid			101061		
1966		4.6 283cid	W/ A.I.R.; W/ alternator adapter bracket		101102		
1966		4.6 283cid	W/o A.I.R.		101061		
1967		4.6 283cid	Rams Horn Style, Center Dump		101067	101068	
1965-71		4.8 292cid		101140			
1973-74		4.8 292cid		101140			
1968-72		5.0 307cid			101067	101068	
1969-72		5.0 307cid	Rams Horn Style, Center Dump; W/ 4 A.I.R holes plugged		101060	101060	

● Exhaust Manifold/Catalytic Converter (one-piece assembly)

MODEL	YEAR	ENGINE	ADDITIONAL	EXHAUST MANIFOLD (Single)	LEFT EXHAUST MANIFOLD	RIGHT EXHAUST MANIFOLD
CHEVROLET TRUCK						
C10 Pickup (Cont'd)	1973	5.0 307cid	W/o straight male dump		101083	
	1973	5.0 307cid	W/ Heat shield			101084
	1965	5.3 327cid			101061	
	1966	5.3 327cid	W/ A.I.R.; W/ alternator adapter bracket		101102	
	1966	5.3 327cid	W/o A.I.R.		101061	
	1967	5.3 327cid	Rams Horn Style, Center Dump		101067	101068
	1968	5.4 327cid	Rams Horn Style, Center Dump		101067	101068
	1969-72	5.7 350cid			101067	101068
	1973-74	5.7 350cid	W/o straight male dump		101083	
	1973-74	5.7 350cid	W/ Heat shield			101084
	1968-69	6.5 396cid			101325	
	1968-69	6.5 396cid	W/ Oxygen sensor hole		101069	
	1968-69	6.5 396cid	W/o heat shield			101065
	1970-72	6.6 402cid	W/ Oxygen sensor hole		101069	
	1970-72	6.6 402cid	W/o heat shield			101065
	1973-74	7.4 454cid	W/ Oxygen sensor hole		101069	
	1973-74	7.4 454cid	W/o heat shield			101065
C10 Suburban	1968-74	4.1 250cid		101140		
	1975-76	4.1 250cid	W/o integrated intake manifold	101140		
	1979-80	4.1 250cid		101147		
	1968-71	4.8 292cid		101140		
	1973-74	4.8 292cid		101140		
	1968-72	5.0 307cid			101067	101068
	1969-72	5.0 307cid	Rams Horn Style, Center Dump; W/ 4 A.I.R holes plugged		101060	101060
	1973	5.0 307cid	W/o straight male dump		101083	
	1973	5.0 307cid	W/ Heat shield			101084
	1976-80	5.0 305cid	W/ Heat shield			101084
	1977-80	5.0 305cid	W/ 4 A.I.R holes plugged		101080	
	1981-84	5.0 305cid	Three bolt flange; W/ 4 A.I.R holes plugged			101098
	1983-86	5.0 305cid	With Heat Stove			101081
	1983-84	5.0 305cid			101245	
	1985-86	5.0 305cid	W/ 4 A.I.R holes plugged			101098
	1985-86	5.0 305cid	W/ E.G.R hole plugged			101099
	1968	5.4 327cid	Rams Horn Style, Center Dump		101067	101068
	1969-72	5.7 350cid			101067	101068
	1973-77	5.7 350cid	W/ Heat shield			101084
	1973-75	5.7 350cid	W/o straight male dump		101083	
	1976-77	5.7 350cid	W/ 4 A.I.R holes plugged		101080	
	1978-80	5.7 350cid	Gas Engine; W/ 4 A.I.R holes plugged		101080	
	1978-80	5.7 350cid	Gas Engine; W/ Heat shield			101084

● Exhaust Manifold/Catalytic Converter (one-piece assembly)

MODEL	YEAR	ENGINE	ADDITIONAL	EXHAUST MANIFOLD (Single)	LEFT EXHAUST MANIFOLD	RIGHT EXHAUST MANIFOLD
CHEVROLET TRUCK						
C10 Suburban (Cont'd)	1981-82	5.7 350cid	L in 8th position of VIN; W/ 4 A.I.R holes plugged		101080	101098
	1981-82	5.7 350cid	L in 8th position of VIN; W/ Heat shield			101084
	1981	5.7 350cid	W/ 4 A.I.R holes plugged		101080	
	1983-86	5.7 350cid	With Heat Stove			101081
	1983-84	5.7 350cid			101245	
	1983-84	5.7 350cid	W/ 4 A.I.R holes plugged			101098
	1985-86	5.7 350cid	Cast Iron		101245	
	1985-86	5.7 350cid	L in 8th position of VIN; W/ E.G.R hole plugged			101099
	1985-86	5.7 350cid	M in 8th position of VIN; Cast Iron; W/ 4 A.I.R holes plugged			101098
	1985-86	5.7 350cid	M in 8th position of VIN; Stainless Steel Tubular		101267	101266
	1968-69	6.5 396cid			101325	
	1968-69	6.5 396cid	W/ Oxygen sensor hole		101069	
	1968-69	6.5 396cid	W/o heat shield			101065
	1970-72	6.6 402cid	W/ Oxygen sensor hole		101069	
	1970-72	6.6 402cid	W/o heat shield			101065
	1973-80	7.4 454cid	W/ Oxygen sensor hole		101069	
1973-80	7.4 454cid	W/o heat shield			101065	
C1500	1988-95	4.3 262cid			101091	101090
	1996-98	4.3 262cid			101093	101092
	1988-95	5.0 305cid				101063
	1988-95	5.0 305cid	W/ Heat shield		101064	
	1996-99	5.0 305cid			101095	101094
	1988-95	5.7 350cid				101063
	1988-95	5.7 350cid	W/ Heat shield		101064	
	1996-97	5.7 350cid			101095	101094
	1998-99	5.7 350cid	W/o A.I.R.		101095	101094
	1998-99	5.7 350cid	W/ A.I.R.		101294	101293
	1988-93	6.2 379cid	Diesel Engine; Naturally Aspirated		101333	
	1994-98	6.5 395cid	Diesel Engine; Turbocharged		101333	101332
	1994-95	6.5 395cid	Diesel Engine; Naturally Aspirated		101333	101332
	1990-93	7.4 454cid			101130	
1990-93	7.4 454cid	W/ Heat shield			101132	
C1500 Suburban	1992-95	5.7 350cid				101063
	1992-95	5.7 350cid	W/ Heat shield		101064	
	1996-97	5.7 350cid			101095	101094
	1998-99	5.7 350cid	W/o A.I.R.		101095	101094
	1998-99	5.7 350cid	W/ A.I.R.		101294	101293
	1995-99	6.5 395cid	Diesel Engine; Turbocharged		101333	101332
C20	1975-76	4.1 250cid	W/o integrated intake manifold	101140		
	1979-84	4.1 250cid		101147		
	1975-76	4.8 292cid		101140		

● Exhaust Manifold/Catalytic Converter (one-piece assembly)

MODEL	YEAR	ENGINE	ADDITIONAL	EXHAUST MANIFOLD (Single)	LEFT EXHAUST MANIFOLD	RIGHT EXHAUST MANIFOLD
CHEVROLET TRUCK						
C20 (Cont'd)	1977-85	4.8 292cid	W/o integrated intake manifold	101149		
	1977-80	5.0 305cid	W/ 4 A.I.R holes plugged		101080	
	1977-80	5.0 305cid	W/ Heat shield			101084
	1981-84	5.0 305cid	Three bolt flange; W/ 4 A.I.R holes plugged			101098
	1983-86	5.0 305cid	With Heat Stove			101081
	1983-84	5.0 305cid			101245	
	1985-86	5.0 305cid	W/ 4 A.I.R holes plugged			101098
	1985-86	5.0 305cid	W/ E.G.R hole plugged			101099
	1975-77	5.7 350cid	W/ Heat shield			101084
	1975	5.7 350cid	W/o straight male dump		101083	
	1976-77	5.7 350cid	W/ 4 A.I.R holes plugged		101080	
	1978-80	5.7 350cid	Gas Engine; W/ 4 A.I.R holes plugged		101080	
	1978-80	5.7 350cid	Gas Engine; W/ Heat shield			101084
	1981-82	5.7 350cid	L in 8th position of VIN; W/ 4 A.I.R holes plugged		101080	101098
	1981-82	5.7 350cid	M in 8th position of VIN; W/ 4 A.I.R holes plugged		101080	
	1981-82	5.7 350cid	L in 8th position of VIN; W/ Heat shield			101084
	1981-82	5.7 350cid	M in 8th position of VIN; W/ Heat shield			101084
	1983-86	5.7 350cid	With Heat Stove			101081
	1983-84	5.7 350cid			101245	
	1983-84	5.7 350cid	W/ 4 A.I.R holes plugged			101098
	1985-86	5.7 350cid	M in 8th position of VIN; Cast Iron		101245	
	1985-86	5.7 350cid	L in 8th position of VIN; W/ E.G.R hole plugged			101099
	1985-86	5.7 350cid	M in 8th position of VIN; Cast Iron; W/ 4 A.I.R holes plugged			101098
	1985-86	5.7 350cid	M in 8th position of VIN; Stainless Steel Tubular		101267	101266
	1976-80	6.6 400cid	W/ 4 A.I.R holes plugged		101080	
	1976-80	6.6 400cid	W/ Heat shield			101084
	1975-86	7.4 454cid	W/ Oxygen sensor hole		101069	
	1975-86	7.4 454cid	W/o heat shield			101065
	1985-86	7.4 454cid				101327
	1985-86	7.4 454cid	W/ Heat shield			101071
	C20 Pickup	1965	3.8 230cid		101140	
1966-74		4.1 250cid		101140		
1965		4.6 283cid			101061	
1966		4.6 283cid	W/ A.I.R.; W/ alternator adapter bracket		101102	
1966		4.6 283cid	W/o A.I.R.		101061	
1967		4.6 283cid	Rams Horn Style, Center Dump		101067	101068
1965-74		4.8 292cid		101140		
1968-72		5.0 307cid			101067	101068
1969-72		5.0 307cid	Rams Horn Style, Center Dump; W/ 4 A.I.R holes plugged		101060	101060
1973		5.0 307cid	W/o straight male dump		101083	

● Exhaust Manifold/Catalytic Converter (one-piece assembly)

MODEL	YEAR	ENGINE	ADDITIONAL	EXHAUST MANIFOLD (Single)	LEFT EXHAUST MANIFOLD	RIGHT EXHAUST MANIFOLD
CHEVROLET TRUCK						
C20 Pickup (Cont'd)	1973	5.0 307cid	W/ Heat shield			101084
	1965	5.3 327cid			101061	
	1966	5.3 327cid	W/ A.I.R.; W/ alternator adapter bracket		101102	
	1966	5.3 327cid	W/o A.I.R.		101061	
	1967	5.3 327cid	Rams Horn Style, Center Dump		101067	101068
	1968	5.4 327cid	Rams Horn Style, Center Dump		101067	101068
	1969-72	5.7 350cid			101067	101068
	1973-74	5.7 350cid	W/o straight male dump		101083	
	1973-74	5.7 350cid	W/ Heat shield			101084
	1968-69	6.5 396cid			101325	
	1968-69	6.5 396cid	W/ Oxygen sensor hole		101069	
	1968-69	6.5 396cid	W/o heat shield			101065
	1970-71	6.6 402cid	W/ Oxygen sensor hole		101069	
	1970-71	6.6 402cid	W/o heat shield			101065
	1973-74	7.4 454cid	W/ Oxygen sensor hole		101069	
	1973-74	7.4 454cid	W/o heat shield			101065
C20 Suburban	1968-74	4.1 250cid		101140		
	1968-76	4.8 292cid		101140		
	1977-82	4.8 292cid	W/o integrated intake manifold	101149		
	1968-72	5.0 307cid			101067	101068
	1969-72	5.0 307cid	Rams Horn Style, Center Dump; W/ 4 A.I.R holes plugged		101060	101060
	1973	5.0 307cid	W/o straight male dump		101083	
	1973	5.0 307cid	W/ Heat shield			101084
	1976-80	5.0 305cid	W/ 4 A.I.R holes plugged		101080	
	1976-80	5.0 305cid	W/ Heat shield			101084
	1981-84	5.0 305cid	Three bolt flange; W/ 4 A.I.R holes plugged			101098
	1983-86	5.0 305cid	With Heat Stove			101081
	1983-84	5.0 305cid			101245	
	1985-86	5.0 305cid	W/ 4 A.I.R holes plugged			101098
	1985-86	5.0 305cid	W/ E.G.R hole plugged			101099
	1968	5.4 327cid	Rams Horn Style, Center Dump		101067	101068
	1969-72	5.7 350cid			101067	101068
	1973-77	5.7 350cid	W/ Heat shield			101084
	1973-75	5.7 350cid	W/o straight male dump		101083	
	1976-77	5.7 350cid	W/ 4 A.I.R holes plugged		101080	
	1978-80	5.7 350cid	Gas Engine; W/ 4 A.I.R holes plugged		101080	
	1978-80	5.7 350cid	Gas Engine; W/ Heat shield			101084
	1981-82	5.7 350cid	L in 8th position of VIN; W/ 4 A.I.R holes plugged		101080	101098
	1981-82	5.7 350cid	M in 8th position of VIN; W/ 4 A.I.R holes plugged		101080	
1981-82	5.7 350cid	L in 8th position of VIN; W/ Heat shield			101084	

● Exhaust Manifold/Catalytic Converter (one-piece assembly)

MODEL	YEAR	ENGINE	ADDITIONAL	EXHAUST MANIFOLD (Single)	LEFT EXHAUST MANIFOLD	RIGHT EXHAUST MANIFOLD
CHEVROLET TRUCK						
C20 Suburban (Cont'd)	1981-82	5.7 350cid	M in 8th position of VIN; W/ Heat shield			101084
	1983-86	5.7 350cid	With Heat Stove			101081
	1983-84	5.7 350cid			101245	
	1983-84	5.7 350cid	W/ 4 A.I.R holes plugged			101098
	1985-86	5.7 350cid	Cast Iron		101245	
	1985-86	5.7 350cid	L in 8th position of VIN; W/ E.G.R hole plugged			101099
	1985-86	5.7 350cid	M in 8th position of VIN; Cast Iron; W/ 4 A.I.R holes plugged			101098
	1985-86	5.7 350cid	M in 8th position of VIN; Stainless Steel Tubular		101267	101266
	1968-69	6.5 396cid			101325	
	1968-69	6.5 396cid	W/ Oxygen sensor hole		101069	
	1968-69	6.5 396cid	W/o heat shield			101065
	1970-72	6.6 402cid	W/ Oxygen sensor hole		101069	
	1970-72	6.6 402cid	W/o heat shield			101065
	1976-80	6.6 400cid	W/ 4 A.I.R holes plugged		101080	
	1976-80	6.6 400cid	W/ Heat shield			101084
	1973-86	7.4 454cid	W/ Oxygen sensor hole		101069	
	1973-86	7.4 454cid	W/o heat shield			101065
	1985-86	7.4 454cid				101327
1985-86	7.4 454cid	W/ Heat shield			101071	
C2500	1988-95	4.3 262cid			101091	101090
	1988-95	5.0 305cid				101063
	1988-95	5.0 305cid	W/ Heat shield		101064	
	1996-98	5.0 305cid			101095	101094
	1988-95	5.7 350cid				101063
	1988-95	5.7 350cid	W/ Heat shield		101064	
	1996-97	5.7 350cid			101095	101094
	1998-00	5.7 350cid	W/ A.I.R.		101294	101293
	1998-99	5.7 350cid	W/o A.I.R.		101095	101094
	2000	5.7 350cid			101095	101094
	1988-93	6.2 379cid	Diesel Engine; Naturally Aspirated		101333	
	1992-00	6.5 395cid	Diesel Engine; Turbocharged		101333	101332
	1994-95	6.5 395cid	Diesel Engine; Naturally Aspirated		101333	101332
	1991-95	7.4 454cid			101130	
	1991-95	7.4 454cid	W/ Heat shield			101132
1996-00	7.4 454cid			101179	101197	
C2500 Suburban	1992-95	5.7 350cid				101063
	1992-95	5.7 350cid	W/ Heat shield		101064	
	1996-97	5.7 350cid			101095	101094
	1998-99	5.7 350cid	W/o A.I.R.		101095	101094
	1998-99	5.7 350cid	W/ A.I.R.		101294	101293
	1994-99	6.5 395cid	Diesel Engine; Turbocharged		101333	101332

● Exhaust Manifold/Catalytic Converter (one-piece assembly)

MODEL	YEAR	ENGINE	ADDITIONAL	EXHAUST MANIFOLD (Single)	LEFT EXHAUST MANIFOLD	RIGHT EXHAUST MANIFOLD
CHEVROLET TRUCK						
C2500 Suburban (Cont'd)	1992-95	7.4 454cid			101130	
	1992-95	7.4 454cid	W/ Heat shield			101132
	1996-99	7.4 454cid			101179	101197
C30	1975	4.1 250cid	W/o integrated intake manifold	101140		
	1979-80	4.1 250cid		101147		
	1975-76	4.8 292cid		101140		
	1978-79	5.0 305cid	W/ 4 A.I.R holes plugged		101080	
	1978-79	5.0 305cid	W/ Heat shield			101084
	1986	5.0 305cid	W/ 4 A.I.R holes plugged			101098
	1986	5.0 305cid	W/ E.G.R hole plugged			101099
	1986	5.0 305cid	With Heat Stove			101081
	1975-77	5.7 350cid	W/ Heat shield			101084
	1975	5.7 350cid	W/o straight male dump			101083
	1976-77	5.7 350cid	W/ 4 A.I.R holes plugged			101080
	1978-80	5.7 350cid	Gas Engine; W/ 4 A.I.R holes plugged			101080
	1978-80	5.7 350cid	Gas Engine; W/ Heat shield			101084
	1981-82	5.7 350cid	M in 8th position of VIN; W/ 4 A.I.R holes plugged			101080
	1981-82	5.7 350cid	M in 8th position of VIN; W/ Heat shield			101084
	1983-86	5.7 350cid	With Heat Stove			101081
	1983-84	5.7 350cid				101245
	1983-84	5.7 350cid	W/ 4 A.I.R holes plugged			101098
	1985-86	5.7 350cid	M in 8th position of VIN; Cast Iron			101245
	1985-86	5.7 350cid	M in 8th position of VIN; Cast Iron; W/ 4 A.I.R holes plugged			101098
	1985-86	5.7 350cid	M in 8th position of VIN; Stainless Steel Tubular			101267
	1976-79	6.6 400cid	W/ 4 A.I.R holes plugged			101080
	1976-79	6.6 400cid	W/ Heat shield			101084
	1975-86	7.4 454cid	W/ Oxygen sensor hole			101069
	1975-86	7.4 454cid	W/o heat shield			101065
	1985-86	7.4 454cid				101327
	1985-86	7.4 454cid	W/ Heat shield			101071
C30 Pickup	1965	3.8 230cid		101140		
	1966-74	4.1 250cid		101140		
	1965	4.6 283cid			101061	
	1966	4.6 283cid	W/ A.I.R.; W/ alternator adapter bracket		101102	
	1966	4.6 283cid	W/o A.I.R.		101061	
	1967	4.6 283cid	Rams Horn Style, Center Dump		101067	101068
	1965-74	4.8 292cid		101140		
	1968-72	5.0 307cid			101067	101068
	1969-72	5.0 307cid	Rams Horn Style, Center Dump; W/ 4 A.I.R holes plugged		101060	101060
	1973	5.0 307cid	W/o straight male dump		101083	

● Exhaust Manifold/Catalytic Converter (one-piece assembly)

MODEL	YEAR	ENGINE	ADDITIONAL	EXHAUST MANIFOLD (Single)	LEFT EXHAUST MANIFOLD	RIGHT EXHAUST MANIFOLD
CHEVROLET TRUCK						
C30 Pickup (Cont'd)	1973	5.0 307cid	W/ Heat shield			101084
	1965	5.3 327cid			101061	
	1966	5.3 327cid	W/ A.I.R.; W/ alternator adapter bracket		101102	
	1966	5.3 327cid	W/o A.I.R.		101061	
	1967	5.3 327cid	Rams Horn Style, Center Dump		101067	101068
	1968	5.4 327cid	Rams Horn Style, Center Dump		101067	101068
	1969-72	5.7 350cid			101067	101068
	1973-74	5.7 350cid	W/o straight male dump		101083	
	1973-74	5.7 350cid	W/ Heat shield			101084
	1968-69	6.5 396cid			101325	
	1968-69	6.5 396cid	W/ Oxygen sensor hole		101069	
	1968-69	6.5 396cid	W/o heat shield			101065
	1970-71	6.6 402cid	W/ Oxygen sensor hole		101069	
	1970-71	6.6 402cid	W/o heat shield			101065
	1973-74	7.4 454cid	W/ Oxygen sensor hole		101069	
1973-74	7.4 454cid	W/o heat shield			101065	
C3500	1988-95	5.7 350cid				101063
	1988-95	5.7 350cid	W/ Heat shield		101064	
	1996-97	5.7 350cid			101095	101094
	1998-00	5.7 350cid	W/ A.I.R.		101294	101293
	1998-99	5.7 350cid	W/o A.I.R.		101095	101094
	2000	5.7 350cid			101095	101094
	1988-93	6.2 379cid	Diesel Engine; Naturally Aspirated		101333	
	1992-02	6.5 395cid	Diesel Engine; Turbocharged		101333	101332
	1988-95	7.4 454cid	W/ Heat shield			101132
	1988-89	7.4 454cid			101130	101327
	1990-95	7.4 454cid			101130	
	1996-00	7.4 454cid			101179	101197
C50	1980-87	5.7 350cid	Horn Style, Center Dump; W/ 4 A.I.R holes plugged		101060	101060
	1983-87	5.7 350cid	With Heat Stove			101081
	1988-90	5.7 350cid	Horn Style, Center Dump, W/ NC7 emissions override option; W/ 4 A.I.R holes plugged		101060	101060
C5500 Kodiak	1990	6.0 366cid			101073	101072
	1991	6.0 366cid			101074	101075
C60	1980-87	5.7 350cid	Horn Style, Center Dump; W/ 4 A.I.R holes plugged		101060	101060
	1983-87	5.7 350cid	With Heat Stove			101081
	1988-90	5.7 350cid	Horn Style, Center Dump, W/ NC7 emissions override option; W/ 4 A.I.R holes plugged		101060	101060
	1980-90	6.0 366cid			101073	101072
	1990	7.0 427cid			101073	101072

● Exhaust Manifold/Catalytic Converter (one-piece assembly)

MODEL	YEAR	ENGINE	ADDITIONAL	EXHAUST MANIFOLD (Single)	LEFT EXHAUST MANIFOLD	RIGHT EXHAUST MANIFOLD
CHEVROLET TRUCK						
C60 Kodiak	1990	6.0	366cid		101073	101072
	1991-96	6.0	366cid		101074	101075
	1990	7.0	427cid		101073	101072
	1991-96	7.0	427cid		101074	101075
C6500 Kodiak	1997-98	6.0	366cid		101074	101075
	1997-98	7.0	427cid		101074	101075
C70	1980-90	6.0	366cid		101073	101072
	1980-90	7.0	427cid		101073	101072
C70 Kodiak	1990	6.0	366cid		101073	101072
	1991-96	6.0	366cid		101074	101075
	1990	7.0	427cid		101073	101072
	1991-96	7.0	427cid		101074	101075
C7500 Kodiak	1997-98	6.0	366cid		101074	101075
	1997-98	7.0	427cid		101074	101075
El Camino	1971-72	4.1	250cid	101140		
	1980-82	4.4	267cid		101246	
	1971-73	5.0	307cid	W/o straight male dump	101083	
	1971-73	5.0	307cid	W/ Heat shield		101084
	1976-77	5.0	305cid	W/ 4 A.I.R holes plugged	101080	
	1976-77	5.0	305cid	W/ Heat shield		101084
	1980-86	5.0	305cid		101246	
	1980-86	5.0	305cid	W/ 2 stud dump flange		101156
	1983-87	5.0	305cid	With Heat Stove		101081
	1971-77	5.7	350cid	W/ Heat shield		101084
	1971-75	5.7	350cid	W/o straight male dump	101083	
	1976-78	5.7	350cid	W/ 4 A.I.R holes plugged	101080	
	1983-84	5.7	350cid	With Heat Stove		101081
	1966-70	6.5	396cid		101325	
	1967-69	6.5	396cid	W/o heat shield		101065
	1971-72	6.6	402cid	W/o heat shield		101065
	1974-76	6.6	400cid	W/ Heat shield		101084
	1974-75	6.6	400cid	W/o straight male dump	101083	
	1976	6.6	400cid	W/ 4 A.I.R holes plugged	101080	
	1970-75	7.4	454cid	W/o heat shield		101065
1970-72	7.4	454cid		101325		
1971	7.4	454cid	365 HP; W/o heat shield		101065	
1971	7.4	454cid	425 HP; W/o heat shield		101065	
Equinox	2005-09	3.4	207cid		101477	
Express 1500	1996-02	4.3	262cid		101093	
	1996-02	5.0	305cid		101095	101168
	2003-10	5.3	325cid		101261	

● Exhaust Manifold/Catalytic Converter (one-piece assembly)

MODEL	YEAR	ENGINE	ADDITIONAL	EXHAUST MANIFOLD (Single)	LEFT EXHAUST MANIFOLD	RIGHT EXHAUST MANIFOLD
CHEVROLET TRUCK						
Express 1500 (Cont'd)	2003-05	5.3 323cid	NOT for sale in Calif; Exhaust Manifold has a ring gasket			101371
	2003-05	5.3 323cid	W/ Calif emissions; Exhaust Manifold has a donut flange gasket			101262
	2006-07	5.3 325cid	T in 8th position of VIN; NOT for sale in Calif; Exhaust Manifold has a ring gasket			101371
	2007	5.3 325cid	Z in 8th position of VIN; NOT for sale in Calif; Exhaust Manifold has a ring gasket			101371
	2008-09	5.3 325cid	NOT for sale in Calif; Exhaust Manifold has a ring gasket			101371
	1996-02	5.7 350cid			101095	101168
Express 2500	1996-02	4.3 262cid			101093	
	2003-09	4.8 294cid			101261	
	2003-09	4.8 294cid	NOT for sale in Calif; Exhaust Manifold has a ring gasket			101371
	2003-05	4.8 294cid	W/ Calif emissions; Exhaust Manifold has a donut flange gasket			101262
	1996-02	5.0 305cid			101095	101168
	2003-05	5.3 323cid			101261	
	2003-05	5.3 323cid	NOT for sale in Calif; Exhaust Manifold has a ring gasket			101371
	2003-05	5.3 323cid	W/ Calif emissions; Exhaust Manifold has a donut flange gasket			101262
	1996-02	5.7 350cid			101095	101168
	2003-10	6.0 364cid			101261	
	2003-10	6.0 364cid	NOT for sale in Calif; Exhaust Manifold has a ring gasket			101371
	2003-05	6.0 364cid	W/ Calif emissions; Exhaust Manifold has a donut flange gasket			101262
	2006-08	6.6 400cid	Diesel Engine			101401
Express 3500	2005-09	4.8 294cid	NOT for sale in Calif; Exhaust Manifold has a ring gasket			101371
	2006-10	4.8 294cid			101261	
	1996-02	5.7 350cid			101095	101168
	2003-10	6.0 364cid			101261	
	2003-10	6.0 364cid	NOT for sale in Calif; Exhaust Manifold has a ring gasket			101371
	2003-05	6.0 364cid	Extended Passenger Van		101261	
	2003-05	6.0 364cid	Standard Passenger Van		101261	
	2003-05	6.0 364cid	W/ Calif emissions; Exhaust Manifold has a donut flange gasket			101262
	2003-05	6.0 364cid	Extended Passenger Van; W/ Calif emissions; Exhaust Manifold has a donut flange gasket			101262
	2003-05	6.0 364cid	Standard Passenger Van; W/ Calif emissions; Exhaust Manifold has a donut flange gasket			101262

● Exhaust Manifold/Catalytic Converter (one-piece assembly)

MODEL	YEAR	ENGINE	ADDITIONAL	EXHAUST MANIFOLD (Single)	LEFT EXHAUST MANIFOLD	RIGHT EXHAUST MANIFOLD
CHEVROLET TRUCK						
Express 3500 (Cont'd)	2006-08	6.6 400cid	Diesel Engine			101401
	1996-00	7.4 454cid			101179	101197
	1996-00	7.4 454cid	Extended Passenger Van		101179	101197
	1996-00	7.4 454cid	Standard Passenger Van		101179	101197
G10	1987-94	4.3 262cid			101233	
	1995	4.3 262cid			101091	101090
	1977-86	5.0 305cid	W/ 4 A.I.R holes plugged		101080	
	1983-87	5.0 305cid	With Heat Stove			101081
	1987-94	5.0 305cid	W/ E.G.R hole plugged		101101	
	1987-90	5.0 305cid			101306	
	1991-94	5.0 305cid			101306	101100
	1995	5.0 305cid				101063
	1995	5.0 305cid	W/ Heat shield		101064	
	1975	5.7 350cid	W/o straight male dump		101083	
	1976-86	5.7 350cid	W/ 4 A.I.R holes plugged		101080	
	1983-87	5.7 350cid	With Heat Stove			101081
	1987-93	5.7 350cid	W/ E.G.R hole plugged		101101	
	1987-90	5.7 350cid			101306	
	1991-93	5.7 350cid			101306	101100
G10 Van	1965-66	3.2 194cid		101140		
	1973	5.0 307cid	W/o straight male dump		101083	
	1970-72	5.7 350cid	E in 3rd position of VIN		101067	101068
	1972	5.7 350cid	H in 3rd position of VIN		101067	101068
	1973-74	5.7 350cid	W/o straight male dump		101083	
G20	1987-94	4.3 262cid			101233	
	1995	4.3 262cid			101091	101090
	1977-86	5.0 305cid	W/ 4 A.I.R holes plugged		101080	
	1983-87	5.0 305cid	With Heat Stove			101081
	1987-90	5.0 305cid			101306	
	1989-94	5.0 305cid	W/ E.G.R hole plugged		101101	
	1991-94	5.0 305cid			101306	101100
	1995	5.0 305cid				101063
	1995	5.0 305cid	W/ Heat shield		101064	
	1975	5.7 350cid	W/o straight male dump		101083	
	1976-86	5.7 350cid	W/ 4 A.I.R holes plugged		101080	
	1983-87	5.7 350cid	With Heat Stove			101081
	1985	5.7 350cid	M in 8th position of VIN; Stainless Steel Tubular		101267	101266
	1986	5.7 350cid	M in 8th position of VIN; Stainless Steel Tubular		101267	
	1987-94	5.7 350cid	W/ E.G.R hole plugged		101101	
1987-90	5.7 350cid			101306		
1991-94	5.7 350cid			101306	101100	

● Exhaust Manifold/Catalytic Converter (one-piece assembly)

MODEL	YEAR	ENGINE	ADDITIONAL	EXHAUST MANIFOLD (Single)	LEFT EXHAUST MANIFOLD	RIGHT EXHAUST MANIFOLD
CHEVROLET TRUCK						
G20 (Cont'd)	1995	5.7 350cid				101063
	1995	5.7 350cid	W/ Heat shield		101064	
	1975	6.6 400cid	W/o straight male dump		101083	
	1976-80	6.6 400cid	W/ 4 A.I.R holes plugged		101080	
	1976	7.4 454cid	W/ Oxygen sensor hole		101069	
	1976	7.4 454cid	W/o heat shield			101065
G20 Van	1970-72	5.7 350cid	E in 3rd position of VIN		101067	101068
	1972	5.7 350cid	H in 3rd position of VIN		101067	101068
	1973-74	5.7 350cid	W/o straight male dump		101083	
	1974	7.4 454cid	W/ Oxygen sensor hole		101069	
	1974	7.4 454cid	W/o heat shield			101065
G30	1987-89	4.3 262cid			101233	
	1990	4.3 262cid			101233	101210
	1991-95	4.3 262cid				101210
	1978-79	5.0 305cid	W/ 4 A.I.R holes plugged		101080	
	1982	5.0 305cid	W/ 4 A.I.R holes plugged		101080	
	1985	5.0 305cid	W/ 4 A.I.R holes plugged		101080	
	1985	5.0 305cid	With Heat Stove			101081
	1975	5.7 350cid	W/o straight male dump		101083	
	1976-86	5.7 350cid	W/ 4 A.I.R holes plugged		101080	
	1983-88	5.7 350cid	With Heat Stove			101081
	1985-88	5.7 350cid	M in 8th position of VIN; Stainless Steel Tubular		101267	101266
	1987-88	5.7 350cid	W/ E.G.R hole plugged		101101	
	1987-88	5.7 350cid	K in 8th position of VIN			101100
	1991-96	5.7 350cid	W/ E.G.R hole plugged		101101	
	1991-96	5.7 350cid	K in 8th position of VIN			101100
	1975-76	6.6 400cid	W/o straight male dump		101083	
	1976-80	6.6 400cid	W/ 4 A.I.R holes plugged		101080	
	1975-76	7.4 454cid	W/ Oxygen sensor hole		101069	
	1975-76	7.4 454cid	W/o heat shield			101065
	1988	7.4 454cid	W/ Heat shield			101071
	1989-91	7.4 454cid	W/ Oxygen sensor hole		101069	
	1989-91	7.4 454cid	W/o heat shield			101065
	1992-96	7.4 454cid	W/ Heat shield			101071
1996	7.4 454cid			101179	101197	
G30 Van	1971-72	5.7 350cid	E in 3rd position of VIN		101067	101068
	1971	5.7 350cid	A, B in 7th position of VIN		101067	101068
	1972	5.7 350cid	H in 3rd position of VIN		101067	101068
	1973-74	5.7 350cid	W/o straight male dump		101083	
	1974	7.4 454cid	W/ Oxygen sensor hole		101069	
	1974	7.4 454cid	W/o heat shield			101065

● Exhaust Manifold/Catalytic Converter (one-piece assembly)

MODEL	YEAR	ENGINE	ADDITIONAL	EXHAUST MANIFOLD (Single)	LEFT EXHAUST MANIFOLD	RIGHT EXHAUST MANIFOLD
CHEVROLET TRUCK						
HHR	2006	2.2 134cid		101469		
K10	1975-76	4.1 250cid	W/o integrated intake manifold	101140		
	1979-84	4.1 250cid		101147		
	1975-76	4.8 292cid		101140		
	1977-79	5.0 305cid	W/ 4 A.I.R holes plugged		101080	
	1977-79	5.0 305cid	W/ Heat shield			101084
	1981-84	5.0 305cid	Three bolt flange; W/ 4 A.I.R holes plugged			101098
	1983-86	5.0 305cid	With Heat Stove			101081
	1983-84	5.0 305cid			101245	
	1985-86	5.0 305cid	W/ 4 A.I.R holes plugged			101098
	1985-86	5.0 305cid	W/ E.G.R hole plugged			101099
	1975-77	5.7 350cid	W/ Heat shield			101084
	1975	5.7 350cid	W/o straight male dump			101083
	1976-77	5.7 350cid	W/ 4 A.I.R holes plugged			101080
	1978-80	5.7 350cid	Gas Engine; W/ 4 A.I.R holes plugged			101080
	1978-80	5.7 350cid	Gas Engine; W/ Heat shield			101084
	1981-82	5.7 350cid	L in 8th position of VIN; W/ 4 A.I.R holes plugged			101080 101098
	1981-82	5.7 350cid	L in 8th position of VIN; W/ Heat shield			101084
	1982	5.7 350cid	M in 8th position of VIN; W/ 4 A.I.R holes plugged			101080
	1982	5.7 350cid	M in 8th position of VIN; W/ Heat shield			101084
	1983-86	5.7 350cid	With Heat Stove			101081
	1983-84	5.7 350cid				101245
	1983-84	5.7 350cid	W/ 4 A.I.R holes plugged			101098
	1985-86	5.7 350cid	M in 8th position of VIN; Cast Iron			101245
	1985-86	5.7 350cid	L in 8th position of VIN; W/ E.G.R hole plugged			101099
	1985-86	5.7 350cid	M in 8th position of VIN; Cast Iron; W/ 4 A.I.R holes plugged			101098
	1985-86	5.7 350cid	M in 8th position of VIN; Stainless Steel Tubular			101267 101266
	1975-80	6.6 400cid	W/ Heat shield			101084
	1975	6.6 400cid	W/o straight male dump			101083
	1976-80	6.6 400cid	W/ 4 A.I.R holes plugged			101080
	1976	7.4 454cid	W/ Oxygen sensor hole			101069
	1976	7.4 454cid	W/o heat shield			101065
1979-80	7.4 454cid	W/ Oxygen sensor hole			101069	
1979-80	7.4 454cid	W/o heat shield			101065	
K10 Pickup	1965	3.8 230cid		101140		
	1966-74	4.1 250cid		101140		
	1965	4.6 283cid			101061	
	1966-67	4.6 283cid	W/o A.I.R.		101061	
	1966	4.6 283cid	W/ A.I.R.; W/ alternator adapter bracket		101102	
	1967	4.6 283cid	W/ alternator adapter bracket		101102	
	1965-66	4.8 292cid		101140		

● Exhaust Manifold/Catalytic Converter (one-piece assembly)

MODEL	YEAR	ENGINE	ADDITIONAL	EXHAUST MANIFOLD (Single)	LEFT EXHAUST MANIFOLD	RIGHT EXHAUST MANIFOLD	
CHEVROLET TRUCK							
K10 Pickup (Cont'd)	1970	4.8 292cid		101140			
	1972-73	4.8 292cid		101140			
	1968	5.0 307cid	Manual Transmission; W/ alternator adapter bracket		101102		
	1968	5.0 307cid	Automatic Transmission		101061		
	1969-70	5.0 307cid	Rams Horn Style, Center Dump; W/ 4 A.I.R holes plugged		101060	101060	
	1972	5.0 307cid	Rams Horn Style, Center Dump; W/ 4 A.I.R holes plugged		101060	101060	
	1973	5.0 307cid	W/o straight male dump		101083		
	1973	5.0 307cid	W/ Heat shield			101084	
	1965	5.3 327cid			101061		
	1966-67	5.3 327cid	W/o A.I.R.		101061		
	1966	5.3 327cid	W/ A.I.R.; W/ alternator adapter bracket		101102		
	1967	5.3 327cid	W/ alternator adapter bracket		101102		
	1968	5.4 327cid	Manual Transmission; W/ alternator adapter bracket		101102		
	1968	5.4 327cid	W/ alternator adapter bracket		101102		
	1968	5.4 327cid	W/o A.I.R.		101061		
	1968	5.4 327cid	Automatic Transmission		101061		
	1969-72	5.7 350cid			101067	101068	
	1969-72	5.7 350cid	Rams Horn Style, Center Dump; W/ 4 A.I.R holes plugged		101060	101060	
	1973-74	5.7 350cid	W/o straight male dump		101083		
	1973-74	5.7 350cid	W/ Heat shield			101084	
	1968-69	6.5 396cid			101325		
	1968-69	6.5 396cid	W/ Oxygen sensor hole		101069		
	1968-69	6.5 396cid	W/o heat shield			101065	
	1973-74	7.4 454cid	W/ Oxygen sensor hole		101069		
	1973-74	7.4 454cid	W/o heat shield			101065	
	K10 Suburban	1968-74	4.1 250cid		101140		
		1975-76	4.1 250cid	W/o integrated intake manifold	101140		
1979-80		4.1 250cid		101147			
1969-70		4.8 292cid		101140			
1968		5.0 307cid	Manual Transmission; W/ alternator adapter bracket		101102		
1968		5.0 307cid	Automatic Transmission		101061		
1969-72		5.0 307cid	Rams Horn Style, Center Dump; W/ 4 A.I.R holes plugged		101060	101060	
1973		5.0 307cid	W/o straight male dump		101083		
1973		5.0 307cid	W/ Heat shield			101084	
1976-80		5.0 305cid	W/ 4 A.I.R holes plugged		101080		
1976-80		5.0 305cid	W/ Heat shield			101084	
1981-84		5.0 305cid	Three bolt flange; W/ 4 A.I.R holes plugged			101098	
1983-86		5.0 305cid	With Heat Stove			101081	

• Exhaust Manifold/Catalytic Converter (one-piece assembly)

MODEL	YEAR	ENGINE	ADDITIONAL	EXHAUST MANIFOLD (Single)	LEFT EXHAUST MANIFOLD	RIGHT EXHAUST MANIFOLD
CHEVROLET TRUCK						
K10 Suburban (Cont'd)	1983-84	5.0 305cid			101245	
	1985-86	5.0 305cid	W/ 4 A.I.R holes plugged			101098
	1985-86	5.0 305cid	W/ E.G.R hole plugged			101099
	1968	5.4 327cid	Manual Transmission; W/ alternator adapter bracket		101102	
	1968	5.4 327cid	W/ alternator adapter bracket		101102	
	1968	5.4 327cid	W/o A.I.R.		101061	
	1968	5.4 327cid	Automatic Transmission		101061	
	1969-72	5.7 350cid			101067	101068
	1969-72	5.7 350cid	Rams Horn Style, Center Dump; W/ 4 A.I.R holes plugged		101060	101060
	1973-77	5.7 350cid	W/ Heat shield			101084
	1973-75	5.7 350cid	W/o straight male dump		101083	
	1976-77	5.7 350cid	W/ 4 A.I.R holes plugged		101080	
	1978-80	5.7 350cid	Gas Engine; W/ 4 A.I.R holes plugged		101080	
	1978-80	5.7 350cid	Gas Engine; W/ Heat shield			101084
	1981-82	5.7 350cid	L in 8th position of VIN; W/ 4 A.I.R holes plugged		101080	101098
	1981-82	5.7 350cid	L in 8th position of VIN; W/ Heat shield			101084
	1983-86	5.7 350cid	With Heat Stove			101081
	1983-84	5.7 350cid			101245	
	1983-84	5.7 350cid	W/ 4 A.I.R holes plugged			101098
	1985-86	5.7 350cid	Cast Iron		101245	
	1985-86	5.7 350cid	L in 8th position of VIN; W/ E.G.R hole plugged			101099
	1985-86	5.7 350cid	M in 8th position of VIN; Cast Iron; W/ 4 A.I.R holes plugged			101098
	1985-86	5.7 350cid	M in 8th position of VIN; Stainless Steel Tubular		101267	101266
	1968-69	6.5 396cid			101325	
	1968-69	6.5 396cid	W/ Oxygen sensor hole		101069	
	1968-69	6.5 396cid	W/o heat shield			101065
	1970-72	6.6 402cid	W/ Oxygen sensor hole		101069	
	1970-72	6.6 402cid	W/o heat shield			101065
	1975-79	6.6 400cid	W/ Heat shield			101084
	1975	6.6 400cid	W/o straight male dump		101083	
	1976-79	6.6 400cid	W/ 4 A.I.R holes plugged		101080	
	1973-74	7.4 454cid	W/ Oxygen sensor hole		101069	
	1973-74	7.4 454cid	W/o heat shield			101065
K1500	1988-95	4.3 262cid			101091	101090
	1996-98	4.3 262cid			101093	101092
	1988-95	5.0 305cid				101063
	1988-95	5.0 305cid	W/ Heat shield		101064	
	1996-99	5.0 305cid			101095	101094
	1988-95	5.7 350cid				101063
	1988-95	5.7 350cid	W/ Heat shield		101064	

● Exhaust Manifold/Catalytic Converter (one-piece assembly)

MODEL	YEAR	ENGINE	ADDITIONAL	EXHAUST MANIFOLD (Single)	LEFT EXHAUST MANIFOLD	RIGHT EXHAUST MANIFOLD
CHEVROLET TRUCK						
K1500 (Cont'd)	1996-97	5.7 350cid			101095	101094
	1998-99	5.7 350cid	W/o A.I.R.		101095	101094
	1998-99	5.7 350cid	W/ A.I.R.		101294	101293
	1988-93	6.2 379cid	Diesel Engine; Naturally Aspirated		101333	
	1994-98	6.5 395cid	Diesel Engine; Turbocharged		101333	101332
	1994-95	6.5 395cid	Diesel Engine; Naturally Aspirated		101333	101332
K1500 Suburban	1992-95	5.7 350cid				101063
	1992-95	5.7 350cid	W/ Heat shield		101064	
	1996-97	5.7 350cid			101095	101094
	1998-99	5.7 350cid	W/o A.I.R.		101095	101094
	1998-99	5.7 350cid	W/ A.I.R.		101294	101293
	1995-99	6.5 395cid	Diesel Engine; Turbocharged		101333	101332
K20	1975-76	4.1 250cid	W/o integrated intake manifold	101140		
	1979-80	4.1 250cid		101147		
	1975-76	4.8 292cid		101140		
	1977-85	4.8 292cid	W/o integrated intake manifold	101149		
	1977-78	5.0 305cid	W/ 4 A.I.R holes plugged		101080	
	1977-78	5.0 305cid	W/ Heat shield			101084
	1980	5.0 305cid	W/ 4 A.I.R holes plugged		101080	
	1980	5.0 305cid	W/ Heat shield			101084
	1985	5.0 305cid	W/ 4 A.I.R holes plugged			101098
	1985	5.0 305cid	W/ E.G.R hole plugged			101099
	1985	5.0 305cid	With Heat Stove			101081
	1975-77	5.7 350cid	W/ Heat shield			101084
	1975	5.7 350cid	W/o straight male dump		101083	
	1976-77	5.7 350cid	W/ 4 A.I.R holes plugged		101080	
	1978-80	5.7 350cid	Gas Engine; W/ 4 A.I.R holes plugged		101080	
	1978-80	5.7 350cid	Gas Engine; W/ Heat shield			101084
	1981-82	5.7 350cid	L in 8th position of VIN; W/ 4 A.I.R holes plugged		101080	101098
	1981-82	5.7 350cid	M in 8th position of VIN; W/ 4 A.I.R holes plugged		101080	
	1981-82	5.7 350cid	L in 8th position of VIN; W/ Heat shield			101084
	1981-82	5.7 350cid	M in 8th position of VIN; W/ Heat shield			101084
	1983-86	5.7 350cid	With Heat Stove			101081
	1983-84	5.7 350cid			101245	
	1983-84	5.7 350cid	W/ 4 A.I.R holes plugged			101098
	1985-86	5.7 350cid	M in 8th position of VIN; Cast Iron		101245	
	1985-86	5.7 350cid	L in 8th position of VIN; W/ E.G.R hole plugged			101099
	1985-86	5.7 350cid	M in 8th position of VIN; Cast Iron; W/ 4 A.I.R holes plugged			101098
	1985-86	5.7 350cid	M in 8th position of VIN; Stainless Steel Tubular		101267	101266
	1975-80	6.6 400cid	W/ Heat shield			101084
	1975	6.6 400cid	W/o straight male dump		101083	

● Exhaust Manifold/Catalytic Converter (one-piece assembly)

MODEL	YEAR	ENGINE	ADDITIONAL	EXHAUST MANIFOLD (Single)	LEFT EXHAUST MANIFOLD	RIGHT EXHAUST MANIFOLD
CHEVROLET TRUCK						
K20 (Cont'd)	1976-80	6.6 400cid	W/ 4 A.I.R holes plugged		101080	
	1976-78	7.4 454cid	W/ Oxygen sensor hole		101069	
	1976-78	7.4 454cid	W/o heat shield			101065
	1980	7.4 454cid	W/ Oxygen sensor hole		101069	
	1980	7.4 454cid	W/o heat shield			101065
K20 Pickup	1965	3.8 230cid		101140		
	1966-74	4.1 250cid		101140		
	1965	4.6 283cid			101061	
	1966-67	4.6 283cid	W/o A.I.R.		101061	
	1966	4.6 283cid	W/ A.I.R.; W/ alternator adapter bracket		101102	
	1967	4.6 283cid	W/ alternator adapter bracket		101102	
	1965-67	4.8 292cid		101140		
	1970-74	4.8 292cid		101140		
	1968	5.0 307cid	Manual Transmission; W/ alternator adapter bracket		101102	
	1968	5.0 307cid	Automatic Transmission		101061	
	1969-70	5.0 307cid	Rams Horn Style, Center Dump; W/ 4 A.I.R holes plugged		101060	101060
	1972	5.0 307cid	Rams Horn Style, Center Dump; W/ 4 A.I.R holes plugged		101060	101060
	1973	5.0 307cid	W/o straight male dump		101083	
	1973	5.0 307cid	W/ Heat shield			101084
	1965	5.3 327cid			101061	
	1966-67	5.3 327cid	W/o A.I.R.		101061	
	1966	5.3 327cid	W/ A.I.R.; W/ alternator adapter bracket		101102	
	1967	5.3 327cid	W/ alternator adapter bracket		101102	
	1968	5.4 327cid	Manual Transmission; W/ alternator adapter bracket		101102	
	1968	5.4 327cid	W/ alternator adapter bracket		101102	
	1968	5.4 327cid	W/o A.I.R.		101061	
	1968	5.4 327cid	Automatic Transmission		101061	
	1969-72	5.7 350cid			101067	101068
	1969-72	5.7 350cid	Rams Horn Style, Center Dump; W/ 4 A.I.R holes plugged		101060	101060
	1973-74	5.7 350cid	W/o straight male dump		101083	
	1973-74	5.7 350cid	W/ Heat shield			101084
	1968-69	6.5 396cid			101325	
	1968-69	6.5 396cid	W/ Oxygen sensor hole		101069	
	1968-69	6.5 396cid	W/o heat shield			101065
	1973-74	7.4 454cid	W/ Oxygen sensor hole		101069	
	1973-74	7.4 454cid	W/o heat shield			101065

● Exhaust Manifold/Catalytic Converter (one-piece assembly)

MODEL	YEAR	ENGINE	ADDITIONAL	EXHAUST MANIFOLD (Single)	LEFT EXHAUST MANIFOLD	RIGHT EXHAUST MANIFOLD
CHEVROLET TRUCK						
K20 Suburban	1968-74	4.1 250cid		101140		
	1968-76	4.8 292cid		101140		
	1977-82	4.8 292cid	W/o integrated intake manifold	101149		
	1968	5.0 307cid	Manual Transmission; W/ alternator adapter bracket		101102	
	1968	5.0 307cid	Automatic Transmission		101061	
	1969-72	5.0 307cid	Rams Horn Style, Center Dump; W/ 4 A.I.R holes plugged		101060	101060
	1973	5.0 307cid	W/o straight male dump		101083	
	1973	5.0 307cid	W/ Heat shield			101084
	1977-78	5.0 305cid	W/ 4 A.I.R holes plugged		101080	
	1977-78	5.0 305cid	W/ Heat shield			101084
	1985-86	5.0 305cid	W/ 4 A.I.R holes plugged			101098
	1985-86	5.0 305cid	W/ E.G.R hole plugged			101099
	1985-86	5.0 305cid	With Heat Stove			101081
	1968	5.4 327cid	Manual Transmission; W/ alternator adapter bracket		101102	
	1968	5.4 327cid	W/ alternator adapter bracket		101102	
	1968	5.4 327cid	W/o A.I.R.		101061	
	1968	5.4 327cid	Automatic Transmission		101061	
	1969-72	5.7 350cid			101067	101068
	1969-72	5.7 350cid	Rams Horn Style, Center Dump; W/ 4 A.I.R holes plugged		101060	101060
	1973-77	5.7 350cid	W/ Heat shield			101084
	1973-75	5.7 350cid	W/o straight male dump		101083	
	1976-77	5.7 350cid	W/ 4 A.I.R holes plugged		101080	
	1978-80	5.7 350cid	Gas Engine; W/ 4 A.I.R holes plugged		101080	
	1978-80	5.7 350cid	Gas Engine; W/ Heat shield			101084
	1981-82	5.7 350cid	M in 8th position of VIN; W/ 4 A.I.R holes plugged		101080	
	1981-82	5.7 350cid	M in 8th position of VIN; W/ Heat shield			101084
	1981	5.7 350cid	L in 8th position of VIN; W/ 4 A.I.R holes plugged		101080	101098
	1981	5.7 350cid	L in 8th position of VIN; W/ Heat shield			101084
	1983-86	5.7 350cid	With Heat Stove			101081
	1983-84	5.7 350cid			101245	
	1983-84	5.7 350cid	W/ 4 A.I.R holes plugged			101098
	1985-86	5.7 350cid	Cast Iron		101245	
	1985-86	5.7 350cid	L in 8th position of VIN; W/ E.G.R hole plugged			101099
	1985-86	5.7 350cid	M in 8th position of VIN; Cast Iron; W/ 4 A.I.R holes plugged			101098
1985-86	5.7 350cid	M in 8th position of VIN; Stainless Steel Tubular		101267	101266	
1968-69	6.5 396cid			101325		
1975-80	6.6 400cid	W/ Heat shield			101084	
1975	6.6 400cid	W/o straight male dump		101083		
1976-80	6.6 400cid	W/ 4 A.I.R holes plugged		101080		

• Exhaust Manifold/Catalytic Converter (one-piece assembly)

MODEL	YEAR	ENGINE	ADDITIONAL	EXHAUST MANIFOLD (Single)	LEFT EXHAUST MANIFOLD	RIGHT EXHAUST MANIFOLD
CHEVROLET TRUCK						
K20 Suburban (Cont'd)	1973-74	7.4 454cid	W/ Oxygen sensor hole		101069	
	1973-74	7.4 454cid	W/o heat shield			101065
	1985	7.4 454cid				101327
	1985	7.4 454cid	W/ Oxygen sensor hole		101069	
	1985	7.4 454cid	W/ Heat shield			101071
	1985	7.4 454cid	W/o heat shield			101065
K2500	1988-95	4.3 262cid			101091	101090
	1988-95	5.0 305cid				101063
	1988-95	5.0 305cid	W/ Heat shield		101064	
	1997-98	5.0 305cid			101095	101094
	1988-95	5.7 350cid				101063
	1988-95	5.7 350cid	W/ Heat shield		101064	
	1996-97	5.7 350cid			101095	101094
	1998-00	5.7 350cid	W/ A.I.R.		101294	101293
	1998-99	5.7 350cid	W/o A.I.R.		101095	101094
	2000	5.7 350cid			101095	101094
	1988-93	6.2 379cid	Diesel Engine; Naturally Aspirated		101333	
	1992-00	6.5 395cid	Diesel Engine; Turbocharged		101333	101332
	1994-95	6.5 395cid	Diesel Engine; Naturally Aspirated		101333	101332
	1991-95	7.4 454cid			101130	
	1991-95	7.4 454cid	W/ Heat shield			101132
1996-00	7.4 454cid			101179	101197	
K2500 Suburban	1992-95	5.7 350cid				101063
	1992-95	5.7 350cid	W/ Heat shield		101064	
	1996-97	5.7 350cid			101095	101094
	1998-99	5.7 350cid	W/o A.I.R.		101095	101094
	1998-99	5.7 350cid	W/ A.I.R.		101294	101293
	1994-99	6.5 395cid	Diesel Engine; Turbocharged		101333	101332
	1992-95	7.4 454cid			101130	
	1992-95	7.4 454cid	W/ Heat shield			101132
1996-99	7.4 454cid			101179	101197	
K30	1977	5.7 350cid	W/ 4 A.I.R holes plugged		101080	
	1977	5.7 350cid	W/ Heat shield			101084
	1978-80	5.7 350cid	Gas Engine; W/ 4 A.I.R holes plugged		101080	
	1978-80	5.7 350cid	Gas Engine; W/ Heat shield			101084
	1981-82	5.7 350cid	M in 8th position of VIN; W/ 4 A.I.R holes plugged		101080	
	1981-82	5.7 350cid	M in 8th position of VIN; W/ Heat shield			101084
	1982	5.7 350cid	L in 8th position of VIN; W/ 4 A.I.R holes plugged		101080	101098
	1982	5.7 350cid	L in 8th position of VIN; W/ Heat shield			101084
	1983-86	5.7 350cid	With Heat Stove			101081
1983-84	5.7 350cid			101245		

● Exhaust Manifold/Catalytic Converter (one-piece assembly)

MODEL	YEAR	ENGINE	ADDITIONAL	EXHAUST MANIFOLD (Single)	LEFT EXHAUST MANIFOLD	RIGHT EXHAUST MANIFOLD
CHEVROLET TRUCK						
K30 (Cont'd)	1983-84	5.7 350cid	W/ 4 A.I.R holes plugged			101098
	1985-86	5.7 350cid	M in 8th position of VIN; Cast Iron		101245	
	1985-86	5.7 350cid	M in 8th position of VIN; Cast Iron; W/ 4 A.I.R holes plugged			101098
	1985-86	5.7 350cid	M in 8th position of VIN; Stainless Steel Tubular		101267	101266
	1985	5.7 350cid	L in 8th position of VIN; W/ E.G.R hole plugged			101099
	1977-80	6.6 400cid	W/ 4 A.I.R holes plugged		101080	
	1977-80	6.6 400cid	W/ Heat shield			101084
	1977	7.4 454cid	W/ Oxygen sensor hole		101069	
	1977	7.4 454cid	W/o heat shield			101065
	1980-86	7.4 454cid	W/ Oxygen sensor hole		101069	
	1980-86	7.4 454cid	W/o heat shield			101065
	1985-86	7.4 454cid				101327
	1985-86	7.4 454cid	W/ Heat shield			101071
	K30 Pickup	1968-74	4.1 250cid		101140	
1968-74		4.8 292cid		101140		
1968		5.0 307cid	Manual Transmission; W/ alternator adapter bracket		101102	
1968		5.0 307cid	Automatic Transmission		101061	
1969-72		5.0 307cid	Rams Horn Style, Center Dump; W/ 4 A.I.R holes plugged		101060	101060
1973		5.0 307cid	W/o straight male dump		101083	
1973		5.0 307cid	W/ Heat shield			101084
1968		5.4 327cid	Manual Transmission; W/ alternator adapter bracket		101102	
1968		5.4 327cid	W/ alternator adapter bracket		101102	
1968		5.4 327cid	W/o A.I.R.		101061	
1968		5.4 327cid	Automatic Transmission		101061	
1969-72		5.7 350cid			101067	101068
1969-72		5.7 350cid	Rams Horn Style, Center Dump; W/ 4 A.I.R holes plugged		101060	101060
1973-74		5.7 350cid	W/o straight male dump		101083	
1973-74		5.7 350cid	W/ Heat shield			101084
1968-69		6.5 396cid			101325	
1968-69		6.5 396cid	W/ Oxygen sensor hole		101069	
1968-69		6.5 396cid	W/o heat shield			101065
1970-71		6.6 402cid	W/ Oxygen sensor hole		101069	
1970-71		6.6 402cid	W/o heat shield			101065
1973-74	7.4 454cid	W/ Oxygen sensor hole		101069		
1973-74	7.4 454cid	W/o heat shield			101065	
K3500	1988-95	5.7 350cid				101063
	1988-95	5.7 350cid	W/ Heat shield		101064	
	1996-97	5.7 350cid			101095	101094
	1998-00	5.7 350cid	W/ A.I.R.		101294	101293

● Exhaust Manifold/Catalytic Converter (one-piece assembly)

MODEL	YEAR	ENGINE	ADDITIONAL	EXHAUST MANIFOLD (Single)	LEFT EXHAUST MANIFOLD	RIGHT EXHAUST MANIFOLD
CHEVROLET TRUCK						
K3500 (Cont'd)	1998-99	5.7 350cid	W/o A.I.R.		101095	101094
	2000	5.7 350cid			101095	101094
	1988-93	6.2 379cid	Diesel Engine; Naturally Aspirated		101333	
	1992-00	6.5 395cid	Diesel Engine; Turbocharged		101333	101332
	1988-95	7.4 454cid	W/ Heat shield			101132
	1988-89	7.4 454cid			101130	101327
	1990-95	7.4 454cid			101130	
	1996-00	7.4 454cid			101179	101197
K5 Blazer	1975-76	4.1 250cid	W/o integrated intake manifold	101140		
	1979-82	4.1 250cid		101147		
	1977-80	5.0 305cid	W/ 4 A.I.R holes plugged		101080	
	1977-80	5.0 305cid	W/ Heat shield			101084
	1981-84	5.0 305cid	Three bolt flange; W/ 4 A.I.R holes plugged			101098
	1983-86	5.0 305cid	With Heat Stove			101081
	1983-84	5.0 305cid			101245	
	1985-86	5.0 305cid	W/ 4 A.I.R holes plugged			101098
	1985-86	5.0 305cid	W/ E.G.R hole plugged			101099
	1975-77	5.7 350cid	W/ Heat shield			101084
	1975	5.7 350cid	W/o straight male dump		101083	
	1976-77	5.7 350cid	W/ 4 A.I.R holes plugged		101080	
	1978-80	5.7 350cid	Gas Engine; W/ 4 A.I.R holes plugged		101080	
	1978-80	5.7 350cid	Gas Engine; W/ Heat shield			101084
	1981-82	5.7 350cid	L in 8th position of VIN; W/ 4 A.I.R holes plugged			101098
	1981-82	5.7 350cid	L in 8th position of VIN; W/ Heat shield			101084
	1983-86	5.7 350cid	W/ 4 A.I.R holes plugged			101098
	1983-86	5.7 350cid	With Heat Stove			101081
	1983-84	5.7 350cid			101245	
	1985-86	5.7 350cid	L in 8th position of VIN; W/ E.G.R hole plugged			101099
	1975-78	6.6 400cid	W/ Heat shield			101084
	1975	6.6 400cid	W/o straight male dump		101083	
	1976-79	6.6 400cid	W/ 4 A.I.R holes plugged		101080	
1976-78	7.4 454cid	W/ Oxygen sensor hole		101069		
1976-78	7.4 454cid	W/o heat shield			101065	
LLV	1987-91	2.5 151cid	Tubular Manifold	101076		
	1987-91	2.5 151cid	Cast Iron	101331		
	1993	2.5 151cid	Tubular Manifold	101076		
	1993	2.5 151cid	Cast Iron	101331		
Lumina APV	1996	3.4 207cid	Transverse engine - Left = Front, Right = Rear		101275	101288
	1992	3.8 231cid				101320
	1993-95	3.8 231cid	Transverse engine - Left = Front, Right = Rear		101296	101320
	1993-95	3.8 231cid	W/ heat shield			101181

● Exhaust Manifold/Catalytic Converter (one-piece assembly)

MODEL	YEAR	ENGINE	ADDITIONAL	EXHAUST MANIFOLD (Single)	LEFT EXHAUST MANIFOLD	RIGHT EXHAUST MANIFOLD
CHEVROLET TRUCK						
Lumina Van	1995	3.8 232cid				101320
P10	1975-76	4.8 292cid		101140		
	1979	5.0 305cid	W/ 4 A.I.R holes plugged		101080	
	1975	5.7 350cid	W/o straight male dump		101083	
	1975	5.7 350cid	W/ Heat shield			101084
	1977-78	5.7 350cid	W/ 4 A.I.R holes plugged		101080	
	1977-78	5.7 350cid	W/ Heat shield			101084
	1977	6.6 400cid	W/ 4 A.I.R holes plugged		101080	
P10 Series	1966	3.2 194cid		101140		
	1965-67	3.8 230cid		101140		
	1967	4.1 250cid		101140		
	1967	4.8 292cid		101140		
P10 Van	1968-69	3.8 230cid		101140		
	1968-74	4.1 250cid		101140		
	1973	5.7 350cid	W/o straight male dump		101083	
	1973	5.7 350cid	W/ Heat shield			101084
	1973	7.4 454cid	W/ Oxygen sensor hole		101069	
	1973	7.4 454cid	W/o heat shield			101065
P20	1975-76	4.8 292cid		101140		
	1975-86	5.7 350cid	W/ Heat shield			101084
	1975	5.7 350cid	W/o straight male dump		101083	
	1976-86	5.7 350cid	W/ 4 A.I.R holes plugged		101080	
	1983-87	5.7 350cid	With Heat Stove			101081
	1985-86	5.7 350cid	NOT for sale in Calif; Stainless Steel Tubular		101267	101266
	1987-89	5.7 350cid	K in 8th position of VIN; W/ E.G.R hole plugged		101101	
	1987-88	5.7 350cid	K in 8th position of VIN			101100
	1987	5.7 350cid	M in 8th position of VIN; W/ 4 A.I.R holes plugged		101080	
	1987	5.7 350cid	M in 8th position of VIN; Stainless Steel Tubular		101267	101266
	1987	5.7 350cid	M in 8th position of VIN; W/ Heat shield			101084
	1989	5.7 350cid				101100
	1976	7.4 454cid	W/ Oxygen sensor hole		101069	
	1976	7.4 454cid	W/o heat shield			101065
	1979	7.4 454cid	W/ Oxygen sensor hole		101069	
1979	7.4 454cid	W/o heat shield			101065	
P20 Series	1965	3.8 230cid		101140		
	1966	4.1 250cid		101140		
	1966-67	4.8 292cid		101140		
P20 Van	1970-74	4.1 250cid		101140		
	1968-74	4.8 292cid		101140		
	1970-72	5.7 350cid	Horn Style, Center Dump		101067	101068
	1973-74	5.7 350cid	W/o straight male dump		101083	

● Exhaust Manifold/Catalytic Converter (one-piece assembly)

MODEL	YEAR	ENGINE	ADDITIONAL	EXHAUST MANIFOLD (Single)	LEFT EXHAUST MANIFOLD	RIGHT EXHAUST MANIFOLD
CHEVROLET TRUCK						
P20 Van (Cont'd)	1973-74	5.7 350cid	W/ Heat shield			101084
	1970-71	7.4 454cid			101325	
	1970-71	7.4 454cid	W/ Oxygen sensor hole		101069	
	1970-71	7.4 454cid	W/o heat shield			101065
	1973	7.4 454cid	W/ Oxygen sensor hole		101069	
	1973	7.4 454cid	W/o heat shield			101065
P30	1990-95	4.3 262cid			101211	101210
	1975-76	4.8 292cid		101140		
	1975-86	5.7 350cid	W/ Heat shield			101084
	1975	5.7 350cid	W/o straight male dump		101083	
	1976-86	5.7 350cid	W/ 4 A.I.R holes plugged		101080	
	1983-87	5.7 350cid	With Heat Stove			101081
	1985-86	5.7 350cid	NOT for sale in Calif; Stainless Steel Tubular		101267	101266
	1987-88	5.7 350cid	K in 8th position of VIN; W/ E.G.R hole plugged		101101	
	1987-88	5.7 350cid	M in 8th position of VIN; W/ 4 A.I.R holes plugged		101080	
	1987-88	5.7 350cid	K in 8th position of VIN			101100
	1987-88	5.7 350cid	M in 8th position of VIN; Stainless Steel Tubular		101267	101266
	1987-88	5.7 350cid	M in 8th position of VIN; W/ Heat shield			101084
	1989-95	5.7 350cid				101100
	1989-95	5.7 350cid	W/ E.G.R hole plugged		101101	
	1996-99	5.7 350cid			101475	
	1996-99	5.7 350cid	R in 8th position of VIN			101168
	1996	5.7 350cid	K in 8th position of VIN; W/ E.G.R hole plugged		101101	
	1996	5.7 350cid	K in 8th position of VIN			101100
	1975-84	7.4 454cid	W/ Oxygen sensor hole		101069	
	1975-84	7.4 454cid	W/o heat shield			101065
	1985-89	7.4 454cid				101327
	1985-87	7.4 454cid	Cast Iron; W/ Oxygen sensor hole		101069	
	1985-87	7.4 454cid	Cast Iron; W/o heat shield			101065
	1990-97	7.4 454cid	W/ Heat shield			101071
	1990-95	7.4 454cid	W/ Oxygen sensor hole		101069	
	1990-95	7.4 454cid	W/o heat shield			101065
	1996-99	7.4 454cid	J in 8th position of VIN		101179	101197
	1996-97	7.4 454cid	N in 8th position of VIN; W/ Oxygen sensor hole		101069	
1996-97	7.4 454cid	N in 8th position of VIN; W/o heat shield			101065	
P30 Series	1965	3.8 230cid		101140		
	1966-67	4.1 250cid		101140		
	1966-67	4.8 292cid		101140		
P30 Van	1970-74	4.1 250cid		101140		
	1968-74	4.8 292cid		101140		
	1968-69	5.0 307cid			101067	101068

● Exhaust Manifold/Catalytic Converter (one-piece assembly)

MODEL	YEAR	ENGINE	ADDITIONAL	EXHAUST MANIFOLD (Single)	LEFT EXHAUST MANIFOLD	RIGHT EXHAUST MANIFOLD
CHEVROLET TRUCK						
P30 Van (Cont'd)	1969	5.0 307cid	Horn Style, Center Dump		101067	101068
	1970-72	5.7 350cid	Horn Style, Center Dump		101067	101068
	1973-74	5.7 350cid	W/o straight male dump		101083	
	1973-74	5.7 350cid	W/ Heat shield			101084
	1970-71	7.4 454cid			101325	
	1970-71	7.4 454cid	W/ Oxygen sensor hole		101069	
	1970-71	7.4 454cid	W/o heat shield			101065
	1973-74	7.4 454cid	W/ Oxygen sensor hole		101069	
	1973-74	7.4 454cid	W/o heat shield			101065
R10	1987	5.0 305cid	W/ straight male flange		101096	101062
	1987	5.0 305cid	With Heat Stove			101081
	1987	5.7 350cid	K in 8th position of VIN; Cast Iron; W/ straight male flange		101096	101062
	1987	5.7 350cid	With Heat Stove			101081
R10 Suburban	1987	5.0 305cid	W/ straight male flange		101096	101062
	1987	5.0 305cid	With Heat Stove			101081
	1987-88	5.7 350cid	K in 8th position of VIN; Cast Iron; W/ straight male flange		101096	101062
	1987	5.7 350cid	With Heat Stove			101081
	1988	6.2 379cid	Diesel Engine; Naturally Aspirated		101333	
R1500 Suburban	1989-91	5.7 350cid	W/ straight male flange		101096	101062
	1989-91	6.2 379cid	Diesel Engine; Naturally Aspirated		101333	
R20	1987	5.0 305cid	W/ straight male flange		101096	101062
	1987	5.0 305cid	With Heat Stove			101081
	1987-88	5.7 350cid	K in 8th position of VIN; Cast Iron; W/ straight male flange		101096	101062
	1987	5.7 350cid	With Heat Stove			101081
	1988	6.2 379cid	Diesel Engine; Naturally Aspirated		101333	
	1987-88	7.4 454cid	N in 8th position of VIN; FI; Cast Iron; W/ Oxygen sensor hole		101069	
	1987-88	7.4 454cid	N in 8th position of VIN; FI; Cast Iron; W/ Heat shield			101071
R20 Suburban	1987-88	5.7 350cid	K in 8th position of VIN; Cast Iron; W/ straight male flange		101096	101062
	1987	5.7 350cid	With Heat Stove			101081
	1988	6.2 379cid	Diesel Engine; Naturally Aspirated		101333	
	1987-88	7.4 454cid	N in 8th position of VIN; FI; Cast Iron; W/ Oxygen sensor hole		101069	
	1987-88	7.4 454cid	N in 8th position of VIN; FI; Cast Iron; W/ Heat shield			101071
R2500	1989	6.2 379cid	Diesel Engine; Naturally Aspirated		101333	
	1989	7.4 454cid	N in 8th position of VIN; FI; Cast Iron; W/ Oxygen sensor hole		101069	
	1989	7.4 454cid	N in 8th position of VIN; FI; Cast Iron; W/ Heat shield			101071
R2500 Suburban	1989-91	5.7 350cid	W/ straight male flange		101096	101062
	1989-91	6.2 379cid	Diesel Engine; Naturally Aspirated		101333	
	1989-91	7.4 454cid	N in 8th position of VIN; FI; Cast Iron; W/ Oxygen sensor hole		101069	
	1989-91	7.4 454cid	N in 8th position of VIN; FI; Cast Iron; W/ Heat shield			101071
	1989	7.4 454cid				101327

● Exhaust Manifold/Catalytic Converter (one-piece assembly)

MODEL	YEAR	ENGINE	ADDITIONAL	EXHAUST MANIFOLD (Single)	LEFT EXHAUST MANIFOLD	RIGHT EXHAUST MANIFOLD
CHEVROLET TRUCK						
R30	1987-88	5.7 350cid	K in 8th position of VIN; Cast Iron; W/ straight male flange		101096	101062
	1987-88	5.7 350cid	M in 8th position of VIN; Stainless Steel Tubular		101267	101266
	1987	5.7 350cid	With Heat Stove			101081
	1988	6.2 379cid	Diesel Engine; Naturally Aspirated		101333	
	1987-88	7.4 454cid	N in 8th position of VIN; FI; Cast Iron; W/ Oxygen sensor hole		101069	
	1987-88	7.4 454cid	4BBL; CARB			101327
	1987-88	7.4 454cid	N in 8th position of VIN; FI; Cast Iron; W/ Heat shield			101071
R3500	1989-91	5.7 350cid	W/ straight male flange		101096	101062
	1989-91	6.2 379cid	Diesel Engine; Naturally Aspirated		101333	
	1989-91	7.4 454cid	N in 8th position of VIN; FI; Cast Iron; W/ Oxygen sensor hole		101069	
	1989-91	7.4 454cid	N in 8th position of VIN; FI; Cast Iron; W/ Heat shield			101071
	1989	7.4 454cid				101327
S10	1994-97	2.2 134cid		101334		
	1998-00	2.2 134cid	4 in 8th position of VIN	101183		
	2000-02	2.2 134cid	5 in 8th position of VIN	101355		
	2003	2.2 134cid	H in 8th position of VIN; Low Emissions (LEV) or National Emissions (NLEV)	101355		
	2003	2.2 134cid	H in 8th position of VIN; Transitional Low Emissions	101183		
	1985-93	2.5 151cid	Tubular Manifold	101076		
	1985-93	2.5 151cid	Cast Iron	101331		
	1982-85	2.8 173cid			101148	
	1986-93	2.8 173cid			101148	101299
	1988-95	4.3 262cid			101086	101087
	1996-97	4.3 262cid			101089	101088
	1998-01	4.3 262cid	W/o A.I.R.		101089	101088
	1998-01	4.3 262cid	W/ A.I.R.		101291	101290
	2002-04	4.3 262cid	W/o A.I.R.			101088
S10 Blazer	1985-88	2.5 151cid	Tubular Manifold	101076		
	1985-88	2.5 151cid	Cast Iron	101331		
	1983-85	2.8 173cid			101148	
	1986-89	2.8 173cid			101148	101299
	1988-94	4.3 262cid			101086	101087
SSR	2004	5.3 325cid				101408
	2005-06	6.0 364cid				101408
Silverado 1500	1999-10	4.8 294cid			101261	
	1999-05	4.8 294cid	W/ Calif emissions; Exhaust Manifold has a donut flange gasket			101262
	2002-10	4.8 294cid	NOT for sale in Calif; Exhaust Manifold has a ring gasket			101371
	1999-10	5.3 325cid			101261	
	1999-05	5.3 323cid	W/ Calif emissions; Exhaust Manifold has a donut flange gasket			101262

● Exhaust Manifold/Catalytic Converter (one-piece assembly)

MODEL	YEAR	ENGINE	ADDITIONAL	EXHAUST MANIFOLD (Single)	LEFT EXHAUST MANIFOLD	RIGHT EXHAUST MANIFOLD
CHEVROLET TRUCK						
Silverado 1500 (Cont'd)	2002	5.3 323cid	W/ Air Pump; NOT for sale in Calif; Exhaust Manifold has a ring gasket			101371
	2003-04	5.3 323cid	NOT for sale in Calif; Exhaust Manifold has a ring gasket			101371
	2005-07	5.3 325cid	T in 8th position of VIN; NOT for sale in Calif; Exhaust Manifold has a ring gasket			101371
	2005-07	5.3 325cid	B in 8th position of VIN; NOT for sale in Calif; Exhaust Manifold has a ring gasket			101371
	2005-06	5.3 325cid	Z in 8th position of VIN; NOT for sale in Calif; Exhaust Manifold has a ring gasket			101371
	2007-09	5.3 325cid	M in 8th position of VIN; NOT for sale in Calif; Exhaust Manifold has a ring gasket			101371
	2007-09	5.3 325cid	0 in 8th position of VIN; NOT for sale in Calif; Exhaust Manifold has a ring gasket			101371
	2007-09	5.3 325cid	3 in 8th position of VIN; NOT for sale in Calif; Exhaust Manifold has a ring gasket			101371
	2007-09	5.3 325cid	J in 8th position of VIN; NOT for sale in Calif; Exhaust Manifold has a ring gasket			101371
	2010	5.3 325cid	NOT for sale in Calif; Exhaust Manifold has a ring gasket			101371
	2003-10	6.0 364cid			101261	
	2003-10	6.0 364cid	NOT for sale in Calif; Exhaust Manifold has a ring gasket			101371
	2009-10	6.2 376cid			101261	
Silverado 1500 HD	2001-03	6.0 364cid			101261	
	2001-03	6.0 364cid	W/ Calif emissions; Exhaust Manifold has a donut flange gasket			101262
	2003	6.0 364cid	NOT for sale in Calif; Exhaust Manifold has a ring gasket			101371
	2005-07	6.0 364cid			101261	
	2005-07	6.0 364cid	NOT for sale in Calif; Exhaust Manifold has a ring gasket			101371
	2005	6.0 364cid	W/ Calif emissions; Exhaust Manifold has a donut flange gasket			101262
Silverado 2500	1999-00	5.3 323cid			101261	
	1999-00	5.3 323cid	W/ Calif emissions; Exhaust Manifold has a donut flange gasket			101262
	1999-04	6.0 364cid			101261	
	1999-04	6.0 364cid	W/ Calif emissions; Exhaust Manifold has a donut flange gasket			101262
	2003-04	6.0 364cid	NOT for sale in Calif; Exhaust Manifold has a ring gasket			101371
Silverado 2500 HD	2001-10	6.0 364cid			101261	
	2001-05	6.0 364cid	W/ Calif emissions; Exhaust Manifold has a donut flange gasket			101262

● Exhaust Manifold/Catalytic Converter (one-piece assembly)

MODEL	YEAR	ENGINE	ADDITIONAL	EXHAUST MANIFOLD (Single)	LEFT EXHAUST MANIFOLD	RIGHT EXHAUST MANIFOLD
CHEVROLET TRUCK						
Silverado 2500 HD (Cont'd)	2003-10	6.0 364cid	NOT for sale in Calif; Exhaust Manifold has a ring gasket			101371
	2001-08	6.6 400cid	Diesel Engine			101401
	2001-02	8.1 496cid			101377	
	2001-02	8.1 496cid	W/o Air Pump			101376
	2003	8.1 496cid			101377	101376
	2004-07	8.1 496cid			101377	
Silverado 3500	2001-07	6.0 364cid			101261	
	2001-05	6.0 364cid	W/ Calif emissions; Exhaust Manifold has a donut flange gasket			101262
	2003-07	6.0 364cid	NOT for sale in Calif; Exhaust Manifold has a ring gasket			101371
	2001-07	6.6 400cid	Diesel Engine			101401
	2001-02	8.1 496cid			101377	
	2001-02	8.1 496cid	W/o Air Pump			101376
	2003	8.1 496cid			101377	101376
Silverado 3500 HD	2007-10	6.0 364cid			101261	
	2007-10	6.0 364cid	NOT for sale in Calif; Exhaust Manifold has a ring gasket			101371
	2007-08	6.6 400cid	Diesel Engine			101401
Suburban	1965	3.8 230cid		101140		
	1966-67	4.1 250cid		101140		
	1965	4.6 283cid			101061	
	1966-67	4.6 283cid	W/o A.I.R.		101061	
	1966	4.6 283cid	W/ A.I.R.; W/ alternator adapter bracket		101102	
	1967	4.6 283cid	W/ alternator adapter bracket		101102	
	1967	4.6 283cid	Rams Horn Style, Center Dump		101067	101068
	1965-67	4.8 292cid		101140		
	1966-67	5.3 327cid	W/o A.I.R.		101061	
	1966	5.3 327cid	W/ A.I.R.; W/ alternator adapter bracket		101102	
	1967	5.3 327cid	W/ alternator adapter bracket		101102	
1967	5.3 327cid	Rams Horn Style, Center Dump		101067	101068	
Suburban 1500	2000-10	5.3 325cid			101261	
	2000-05	5.3 323cid	W/ Calif emissions; Exhaust Manifold has a donut flange gasket			101262
	2002	5.3 323cid	W/ Air Pump; NOT for sale in Calif; Exhaust Manifold has a ring gasket			101371
	2003-10	5.3 325cid	NOT for sale in Calif; Exhaust Manifold has a ring gasket			101371
	2006-09	6.0 364cid			101261	
	2006-09	6.0 364cid	NOT for sale in Calif; Exhaust Manifold has a ring gasket			101371

● Exhaust Manifold/Catalytic Converter (one-piece assembly)

MODEL	YEAR	ENGINE	ADDITIONAL	EXHAUST MANIFOLD (Single)	LEFT EXHAUST MANIFOLD	RIGHT EXHAUST MANIFOLD
CHEVROLET TRUCK						
Suburban 2500	2000-10	6.0 364cid			101261	
	2000-05	6.0 364cid	W/ Calif emissions; Exhaust Manifold has a donut flange gasket			101262
	2003-10	6.0 364cid	NOT for sale in Calif; Exhaust Manifold has a ring gasket			101371
	2001-02	8.1 496cid			101377	
	2001-02	8.1 496cid	W/o Air Pump			101376
	2003	8.1 496cid			101377	101376
	2004-06	8.1 496cid			101377	
T6500	1997-98	6.0 366cid			101074	101075
T7500	1997-98	6.0 366cid			101074	101075
Tahoe	2000-09	4.8 294cid			101261	
	2000-05	4.8 294cid	W/ Calif emissions; Exhaust Manifold has a donut flange gasket			101262
	2002-09	4.8 294cid	NOT for sale in Calif; Exhaust Manifold has a ring gasket			101371
	2000-10	5.3 325cid			101261	
	2000-05	5.3 323cid	W/ Calif emissions; Exhaust Manifold has a donut flange gasket			101262
	2002	5.3 323cid	W/ Air Pump; NOT for sale in Calif; Exhaust Manifold has a ring gasket			101371
	2003-05	5.3 323cid	NOT for sale in Calif; Exhaust Manifold has a ring gasket			101371
	2006	5.3 325cid	T in 8th position of VIN; NOT for sale in Calif; Exhaust Manifold has a ring gasket			101371
	2006	5.3 325cid	Z in 8th position of VIN; NOT for sale in Calif; Exhaust Manifold has a ring gasket			101371
	2007-10	5.3 325cid	NOT for sale in Calif; Exhaust Manifold has a ring gasket			101371
	1995	5.7 350cid				101063
	1995	5.7 350cid	W/ Heat shield		101064	
	1996-97	5.7 350cid			101095	101094
	1998-00	5.7 350cid	W/ A.I.R.		101294	101293
	1998-99	5.7 350cid	W/o A.I.R.		101095	101094
	2000	5.7 350cid			101095	101094
	2008-10	6.0 364cid			101261	
	2008-10	6.0 364cid	NOT for sale in Calif; Exhaust Manifold has a ring gasket			101371
	2009	6.2 376cid			101261	
	2009	6.2 376cid	NOT for sale in Calif; Exhaust Manifold has a ring gasket			101371
1995-99	6.5 395cid	Diesel Engine; Turbocharged		101333	101332	
Tracker	2001-03	2.5 2500cc	NOT for sale in Calif		101348	101347

● Exhaust Manifold/Catalytic Converter (one-piece assembly)

MODEL	YEAR	ENGINE	ADDITIONAL	EXHAUST MANIFOLD (Single)	LEFT EXHAUST MANIFOLD	RIGHT EXHAUST MANIFOLD
CHEVROLET TRUCK						
Trailblazer	2002-05	4.2 256cid		101403		
	2008-09	4.2 256cid		101466		
	2004-06	5.3 325cid				101408
Uplander	2005	3.5 213cid	Transverse engine - Left = Front, Right = Rear		101275	
V10	1987	5.0 305cid	W/ straight male flange		101096	101062
	1987	5.0 305cid	With Heat Stove			101081
	1987	5.7 350cid	K in 8th position of VIN; Cast Iron; W/ straight male flange		101096	101062
	1987	5.7 350cid	With Heat Stove			101081
V10 Suburban	1987-88	5.7 350cid	K in 8th position of VIN; Cast Iron; W/ straight male flange		101096	101062
	1987	5.7 350cid	With Heat Stove			101081
	1988	6.2 379cid	Diesel Engine; Naturally Aspirated		101333	
V1500 Suburban	1989-91	5.7 350cid	W/ straight male flange		101096	101062
	1989-91	6.2 379cid	Diesel Engine; Naturally Aspirated		101333	
V20	1987	5.7 350cid	K in 8th position of VIN; Cast Iron; W/ straight male flange		101096	101062
	1987	5.7 350cid	With Heat Stove			101081
V20 Suburban	1987-88	5.7 350cid	K in 8th position of VIN; Cast Iron; W/ straight male flange		101096	101062
	1987	5.7 350cid	With Heat Stove			101081
	1988	6.2 379cid	Diesel Engine; Naturally Aspirated		101333	
	1987-88	7.4 454cid				101327
	1987-88	7.4 454cid	N in 8th position of VIN; FI; Cast Iron; W/ Oxygen sensor hole		101069	
	1987-88	7.4 454cid	N in 8th position of VIN; FI; Cast Iron; W/ Heat shield			101071
V2500 Suburban	1989-91	5.7 350cid	W/ straight male flange		101096	101062
	1989-91	6.2 379cid	Diesel Engine; Naturally Aspirated		101333	
	1990	7.4 454cid	N in 8th position of VIN; FI; Cast Iron; W/ Oxygen sensor hole		101069	
	1990	7.4 454cid	N in 8th position of VIN; FI; Cast Iron; W/ Heat shield			101071
V30	1987-88	5.7 350cid	K in 8th position of VIN; Cast Iron; W/ straight male flange		101096	101062
	1987-88	5.7 350cid	M in 8th position of VIN; Stainless Steel Tubular		101267	101266
	1987	5.7 350cid	With Heat Stove			101081
	1988	6.2 379cid	Diesel Engine; Naturally Aspirated		101333	
	1987-88	7.4 454cid	N in 8TH Position of VIN; FI; Cast Iron; W/ Oxygen sensor hole		101069	
	1987-88	7.4 454cid	4BBL; CARB			101327
	1987-88	7.4 454cid	N in 8th position of VIN; FI; Cast Iron; W/ Heat shield			101071
V3500	1989-91	5.7 350cid	W/ straight male flange		101096	101062
	1989-91	6.2 379cid	Diesel Engine; Naturally Aspirated		101333	
	1989-91	7.4 454cid	N in 8th position of VIN; FI; Cast Iron; W/ Oxygen sensor hole		101069	
	1989-91	7.4 454cid	N in 8th position of VIN; FI; Cast Iron; W/ Heat shield			101071
	1989	7.4 454cid				101327
Venture	1997-03	3.4 207cid	Transverse engine - Left = Front, Right = Rear		101275	101288
	2004-05	3.4 207cid	Transverse engine - Left = Front, Right = Rear		101275	

● Exhaust Manifold/Catalytic Converter (one-piece assembly)

MODEL	YEAR	ENGINE	ADDITIONAL	EXHAUST MANIFOLD (Single)	LEFT EXHAUST MANIFOLD	RIGHT EXHAUST MANIFOLD
CHRYSLER						
Cirrus	2000	2.0 122cid		101141		
	1995-97	2.4 148cid		101128		
	2000	2.4 148cid		101128		
Cordoba	1980-83	3.7 225cid		101006		
	1975-76	5.2 318cid	W/ heat riser			101144
	1977-79	5.2 318cid	W/ A.I.R.; W/o heat riser			101008
	1975-76	5.9 360cid	W/ heat riser			101144
	1977-79	5.9 360cid	W/ A.I.R.; W/o heat riser			101008
	1980	5.9 360cid	W/o heat riser			101008
E Class	1983	2.6 156cid		101014		
	1984	2.6 156cid	W/ Calif emissions	101014		
Executive Sedan	1983	2.6 156cid		101014		
	1984	2.6 156cid	W/ Calif emissions	101014		
Fifth Avenue	1983	3.7 225cid		101006		
Grand Voyager	2000	3.0 181cid	Transverse engine - Left = Front, Right = Rear		101258	101254
	2000	3.3 201cid			101256	101257
Imperial	1990-91	3.3 201cid			101256	101264
	1991-93	3.8 230cid			101256	101264
LeBaron	1982-84	2.6 156cid		101014		
	1990-95	3.0 181cid	Transverse engine - Left = Front, Right = Rear		101258	
	1990-92	3.0 181cid	NOT for sale in Calif; Transverse engine - Left = Front, Right = Rear			101255
	1990-92	3.0 181cid	Automatic Transmission; W/ Calif emissions			101310
	1993-95	3.0 181cid	Automatic Transmission			101310
	1993	3.0 181cid	Manual Transmission; Transverse engine - Left = Front, Right = Rear			101255
	1978-81	3.7 225cid		101006		
	1977-79	5.2 318cid	W/ A.I.R.; W/o heat riser			101008
	1978-79	5.9 360cid	W/ A.I.R.; W/o heat riser			101008
New Yorker	1983	2.6 156cid	FWD	101014		
	1984	2.6 156cid	FWD; W/ Calif emissions	101014		
	1988-89	3.0 181cid	Transverse engine - Left = Front, Right = Rear		101258	
	1989	3.0 181cid	NOT for sale in Calif; Transverse engine - Left = Front, Right = Rear			101255
	1989	3.0 181cid	Automatic Transmission; W/ Calif emissions			101310
	1990-93	3.3 201cid			101256	101264
	1982	3.7 225cid		101006		
	1991-93	3.8 230cid			101256	101264
	1979	5.2 318cid	W/ A.I.R.; W/o heat riser			101008
	1978-80	5.9 360cid	W/ A.I.R.; W/o heat riser			101008

● Exhaust Manifold/Catalytic Converter (one-piece assembly)

MODEL	YEAR	ENGINE	ADDITIONAL	EXHAUST MANIFOLD (Single)	LEFT EXHAUST MANIFOLD	RIGHT EXHAUST MANIFOLD
CHRYSLER						
Newport	1979-80	3.7 225cid		101006		
	1979	5.2 318cid	W/ A.I.R.; W/o heat riser			101008
	1978-80	5.9 360cid	W/ A.I.R.; W/o heat riser			101008
Sebring	1995-99	2.0 122cid		101269		
	1996-98	2.4 148cid		101128		
	2003-05	2.4 148cid		101422●		
TC Maserati	1990-91	3.0 181cid	Transverse engine - Left = Front, Right = Rear		101258	
	1990-91	3.0 181cid	NOT for sale in Calif; Transverse engine - Left = Front, Right = Rear			101255
Town & Country Car	1982-83	2.6 156cid		101014		
	1984	2.6 156cid	W/ Calif emissions	101014		
	1978-80	3.7 225cid		101006		
	1978-79	5.9 360cid	W/ A.I.R.; W/o heat riser			101008
CHRYSLER TRUCK						
Aspen	2009	5.7 345cid			101478	101479
PT Cruiser	2001-08	2.4 148cid	B in 8th position of VIN	101394		
	2005-08	2.4 148cid	X in 8th position VIN	101394		
	2009-10	2.4 148cid	9 in 8th position of VIN	101394		
Town & Country Van	1990-93	3.3 201cid			101256	101264
	1996-00	3.3 201cid			101256	101257
	1994-95	3.8 230cid			101256	101264
	1996-00	3.8 230cid			101256	101257
Voyager	2000	2.4 148cid		101182		
	2000	3.0 181cid	Transverse engine - Left = Front, Right = Rear		101258	101254
	2000	3.3 201cid			101256	101257
DODGE						
400	1982-83	2.6 156cid		101014		
600	1983	2.6 156cid		101014		
	1984	2.6 156cid	W/ Calif emissions	101014		
Aries	1981-83	2.6 156cid		101014		
	1984	2.6 156cid	W/ Calif emissions	101014		
Aspen	1976-80	3.7 225cid		101006		
	1976	5.2 318cid	W/ heat riser			101144
	1977-79	5.2 318cid	W/ A.I.R.; W/o heat riser			101008
	1977-79	5.9 360cid	W/ A.I.R.; W/o heat riser			101008
	1980	5.9 360cid	W/o heat riser			101008
Avenger	1995-99	2.0 122cid		101269		
Challenger	1970-71	3.2 198cid		101006		
	1970-72	3.7 225cid		101006		
Charger	1968-74	3.7 225cid		101006		
	1976	3.7 225cid		101006		

● Exhaust Manifold/Catalytic Converter (one-piece assembly)

MODEL	YEAR	ENGINE	ADDITIONAL	EXHAUST MANIFOLD (Single)	LEFT EXHAUST MANIFOLD	RIGHT EXHAUST MANIFOLD
DODGE						
Charger (Cont'd)	1975-76	5.2 318cid	W/ heat riser			101144
	1977-78	5.2 318cid	W/ A.I.R.; W/o heat riser			101008
	1975-76	5.9 360cid	W/ heat riser			101144
	1977-78	5.9 360cid	W/ A.I.R.; W/o heat riser			101008
Colt	1987-88	1.5 90cid	Hatchback; W/ A.I.R hole plugged	101012		
	1987-88	1.5 90cid	Sedan; W/ A.I.R hole plugged	101012		
	1989-92	1.5 90cid	W/ A.I.R hole plugged	101012		
	1991-92	1.5 90cid	W/ No A.I.R hole	101013		
	1993-94	1.5 90cid	W/ Calif emissions; W/ Oxygen sensor hole under heat shield	101123		
	1989	1.6 98cid	Turbocharged; W/ A.I.R hole plugged	101012		
	1990	1.6 98cid	Naturally Aspirated; W/ A.I.R hole plugged	101012		
	1989-90	1.8 107cid		101268		
Coronet	1967-76	3.7 225cid		101006		
Dart	1970-74	3.2 198cid		101006		
	1965-76	3.7 225cid		101006		
	1975-76	5.2 318cid	W/ heat riser			101144
	1975-76	5.9 360cid	W/ heat riser			101144
Daytona	1990-93	3.0 181cid	Transverse engine - Left = Front, Right = Rear		101258	
	1990-92	3.0 181cid	NOT for sale in Calif; Transverse engine - Left = Front, Right = Rear			101255
	1990-92	3.0 181cid	Automatic Transmission; W/ Calif emissions			101310
	1993	3.0 181cid	Manual Transmission; Transverse engine - Left = Front, Right = Rear			101255
	1993	3.0 181cid	Automatic Transmission			101310
Diplomat	1978-83	3.7 225cid		101006		
	1977-79	5.2 318cid	W/ A.I.R.; W/o heat riser			101008
	1978-79	5.9 360cid	W/ A.I.R.; W/o heat riser			101008
Dynasty	1988-93	3.0 181cid	Transverse engine - Left = Front, Right = Rear		101258	
	1989-93	3.0 181cid	NOT for sale in Calif; Transverse engine - Left = Front, Right = Rear			101255
	1989-92	3.0 181cid	Automatic Transmission; W/ Calif emissions			101310
	1993	3.0 181cid	Automatic Transmission			101310
	1990-93	3.3 201cid			101256	101264
Magnum	1978-79	5.2 318cid	W/ A.I.R.; W/o heat riser			101008
	1978-79	5.9 360cid	W/ A.I.R.; W/o heat riser			101008
Mirada	1980-83	3.7 225cid		101006		
	1980	5.9 360cid	W/o heat riser			101008
Monaco	1977-78	3.7 225cid		101006		
	1977-78	5.2 318cid	W/ A.I.R.; W/o heat riser			101008
	1977-78	5.9 360cid	W/ A.I.R.; W/o heat riser			101008

● Exhaust Manifold/Catalytic Converter (one-piece assembly)

MODEL	YEAR	ENGINE	ADDITIONAL	EXHAUST MANIFOLD (Single)	LEFT EXHAUST MANIFOLD	RIGHT EXHAUST MANIFOLD
DODGE						
Neon	1995-99	2.0 122cid	DOHC Eng.; FOR HEAT SHIELD, use ATP Part No. 101135	101126		
	1995-99	2.0 122cid	SOHC Eng.; W/ Calif emissions	101155		
	2000-01	2.0 122cid	NOT for sale in Calif	101305		
	2002-05	2.0 122cid		101305		
Polara	1970-71	3.7 225cid		101006		
Royal Monaco	1977	5.2 318cid	W/ A.I.R.; W/o heat riser			101008
	1977	5.9 360cid	W/ A.I.R.; W/o heat riser			101008
Shadow	1992-94	3.0 181cid	Transverse engine - Left = Front, Right = Rear		101258	
	1992-94	3.0 181cid	Automatic Transmission			101310
	1992	3.0 181cid	NOT for sale in Calif; Transverse engine - Left = Front, Right = Rear			101255
	1993-94	3.0 181cid	Manual Transmission; Transverse engine - Left = Front, Right = Rear			101255
Spirit	1989-95	3.0 181cid	Transverse engine - Left = Front, Right = Rear		101258	
	1989-95	3.0 181cid	NOT for sale in Calif; Transverse engine - Left = Front, Right = Rear			101255
	1989-92	3.0 181cid	Automatic Transmission; W/ Calif emissions			101310
	1993-95	3.0 181cid	Automatic Transmission			101310
St. Regis	1979-80	3.7 225cid		101006		
	1979	5.2 318cid	W/ A.I.R.; W/o heat riser			101008
	1979	5.9 360cid	W/ A.I.R.; W/o heat riser			101008
	1980	5.9 360cid	W/o heat riser			101008
Stratus	1995-97	2.0 122cid	W/ Calif emissions	101155		
	1998-00	2.0 122cid		101141		
	1995-00	2.4 148cid		101128		
	2003-05	2.4 148cid		101422●		
DODGE TRUCK						
A100 Truck	1970	3.2 198cid		101006		
	1965-69	3.7 225cid		101006		
A108 Van	1970	3.2 198cid		101006		
	1967-70	3.7 225cid		101006		
B100	1975-80	3.7 225cid		101006		
	1977-80	5.2 318cid	W/ A.I.R.		101007	
	1977-78	5.2 318cid	W/ heat riser			101144
	1978-79	5.2 318cid	W/o heat riser			101008
	1979	5.2 318cid	over 6000 GVW; W/ heat riser			101144
	1980	5.2 318cid	W/ heat riser			101144
	1980	5.2 318cid	W/ Calif emissions; W/ heat riser			101144
	1977-78	5.9 360cid	W/ heat riser			101144
	1978	5.9 360cid	W/ A.I.R.		101007	
B100 Van	1971	3.2 198cid		101006		
	1971-74	3.7 225cid		101006		

● Exhaust Manifold/Catalytic Converter (one-piece assembly)

MODEL	YEAR	ENGINE	ADDITIONAL	EXHAUST MANIFOLD (Single)	LEFT EXHAUST MANIFOLD	RIGHT EXHAUST MANIFOLD
DODGE TRUCK						
B150	1981-87	3.7 225cid		101006		
	1988-91	3.9 239cid			101133	101229
	1994	3.9 239cid				101195
	1981-87	5.2 318cid	W/o heat riser			101008
	1981-83	5.2 318cid			101007	
	1981-82	5.2 318cid	W/ heat riser			101144
	1981	5.2 318cid	W/ Calif emissions		101007	
	1983-87	5.2 318cid	W/ Calif emissions		101007	
	1984-87	5.2 318cid	NOT for sale in Calif; W/ A.I.R.		101007	
	1984-87	5.2 318cid	High altitude		101007	
	1984-87	5.2 318cid	High altitude; W/ heat riser			101144
	1984-87	5.2 318cid	W/ Calif emissions; W/ heat riser			101144
	1988-91	5.2 318cid			101007	
	1988-91	5.2 318cid	W/ heat riser			101144
	1994	5.2 318cid			101010	101009
B1500	1995-98	3.9 239cid				101195
	1995-98	5.2 318cid			101010	101009
	1998	5.9 360cid			101010	101009
B200	1975-80	3.7 225cid		101006		
	1978	5.2 318cid			101007	101195
	1979-80	5.2 318cid			101007	
	1980	5.2 318cid	W/o heat riser			101008
	1977-80	5.9 360cid	W/ heat riser			101144
	1977-79	5.9 360cid	W/ A.I.R.		101007	
	1980	5.9 360cid			101007	
	1976	6.6 400cid	W/o A.I.R., W/o heat riser		101003	101003
1976	7.2 440cid	W/o A.I.R., W/o heat riser		101003	101003	
B200 Van	1971	3.2 198cid		101006		
	1971-74	3.7 225cid		101006		
B250	1981-87	3.7 225cid		101006		
	1988-91	3.9 239cid			101133	101229
	1994	3.9 239cid				101195
	1981-91	5.2 318cid			101007	
	1981-87	5.2 318cid	W/o heat riser			101008
	1994	5.2 318cid			101010	101009
	1981	5.9 360cid			101007	
	1981	5.9 360cid	W/ Calif emissions		101007	
	1981	5.9 360cid	W/ heat riser			101144
	1981	5.9 360cid	W/o heat riser			101008
	1984-93	5.9 360cid			101007	
	1984-88	5.9 360cid	W/o heat riser			101008

● Exhaust Manifold/Catalytic Converter (one-piece assembly)

MODEL	YEAR	ENGINE	ADDITIONAL	EXHAUST MANIFOLD (Single)	LEFT EXHAUST MANIFOLD	RIGHT EXHAUST MANIFOLD
DODGE TRUCK						
B250 (Cont'd)	1984-87	5.9 360cid	W/ Calif emissions; W/ heat riser			101144
	1987-88	5.9 360cid	Dual exhaust; W/ heat riser			101144
	1989-93	5.9 360cid	W/ heat riser			101144
	1994	5.9 360cid			101010	101009
B2500	1995-97	3.9 239cid				101195
	1995	5.2 318cid			101010	101009
	1996-98	5.2 318cid				101009
	1995-98	5.9 360cid			101010	101009
B300	1975-80	3.7 225cid		101006		
	1978-80	5.2 318cid			101007	
	1978-80	5.2 318cid	W/o heat riser			101008
	1978-80	5.9 360cid			101007	
B300 Van	1971-74	3.7 225cid		101006		
B350	1981-91	5.2 318cid			101007	
	1981-87	5.2 318cid	W/o heat riser			101008
	1983	5.2 318cid	W/ heat riser			101144
	1994	5.2 318cid			101010	101009
	1981-93	5.9 360cid			101007	
	1981	5.9 360cid	W/o heat riser			101008
	1982-83	5.9 360cid	W/ heat riser			101144
	1984-88	5.9 360cid	W/o heat riser			101008
	1994	5.9 360cid			101010	101009
B3500	1995-98	5.2 318cid			101010	101009
	1995-98	5.9 360cid			101010	101009
CB300	1974-75	3.7 225cid		101006		
	1977-79	3.7 225cid		101006		
	1980	5.2 318cid			101007	
	1978-80	5.9 360cid			101007	
Caravan	1987	2.2 135cid	W/ Calif emissions	101014		
	1996-00	2.4 148cid		101182		
	1984-87	2.6 156cid	W/ Calif emissions	101014		
	1987-89	3.0 181cid	Transverse engine - Left = Front, Right = Rear		101258	
	1989-92	3.0 181cid	Automatic Transmission; W/ Calif emissions			101310
	1989	3.0 181cid	NOT for sale in Calif; Transverse engine - Left = Front, Right = Rear			101255
	1990-95	3.0 181cid	Transverse engine - Left = Front, Right = Rear		101258	101255
	1993-95	3.0 181cid	Automatic Transmission			101310
	1996-00	3.0 181cid	Transverse engine - Left = Front, Right = Rear		101258	101254
	1990-95	3.3 201cid			101256	101264
	1996-00	3.3 201cid			101256	101257
	1996-99	3.8 230cid			101256	101257

● Exhaust Manifold/Catalytic Converter (one-piece assembly)

MODEL	YEAR	ENGINE	ADDITIONAL	EXHAUST MANIFOLD (Single)	LEFT EXHAUST MANIFOLD	RIGHT EXHAUST MANIFOLD
DODGE TRUCK						
D100	1975-79	3.7 225cid		101006		
	1986-87	3.7 225cid		101006		
	1988-89	3.9 239cid			101133	101229
	1977-79	5.2 318cid	W/ A.I.R.		101007	
	1977-78	5.2 318cid	W/ heat riser			101144
	1979	5.2 318cid	over 6000 GVW; W/ heat riser			101144
	1979	5.2 318cid	W/ A.I.R., under 6000 GVW; W/o heat riser			101008
	1986-89	5.2 318cid			101007	
	1986-87	5.2 318cid	W/ A.I.R., under 6000 GVW; W/o heat riser			101008
	1977-79	5.9 360cid	W/ A.I.R.		101007	
	1977-78	5.9 360cid	W/ heat riser			101144
	1986-88	5.9 360cid			101007	
	1986-87	5.9 360cid	W/ A.I.R., under 6000 GVW; W/o heat riser			101008
	1976-78	6.6 400cid	W/o A.I.R., W/o heat riser, 2-bolt dump flange		101003	101003
	1976-78	6.6 400cid	W/o heat riser, 3/4 dump			101146
	1975-78	7.2 440cid	W/o A.I.R., W/o heat riser, 2-bolt dump flange		101003	101003
	1975-78	7.2 440cid	W/o heat riser, 3/4 dump			101146
D100 Pickup	1970-71	3.2 198cid		101006		
	1968-74	3.7 225cid		101006		
	1972-74	6.6 400cid	W/o A.I.R., W/o heat riser, 2-bolt dump flange		101003	101003
	1972-74	6.6 400cid	W/o heat riser, 3/4 dump			101146
	1973-74	7.2 440cid	W/o A.I.R., W/o heat riser, 2-bolt dump flange		101003	101003
	1973-74	7.2 440cid	D in 6th position of VIN; W/o A.I.R., W/o heat riser, 2-bolt dump flange		101003	101003
	1973-74	7.2 440cid	W/o heat riser, 3/4 dump			101146
D100 Series	1965-67	3.7 225cid		101006		
D150	1977-87	3.7 225cid		101006		
	1988-91	3.9 239cid			101133	101229
	1978-80	5.2 318cid			101007	
	1979-81	5.2 318cid	W/ Calif emissions; W/o heat riser			101008
	1980-83	5.2 318cid	W/ heat riser			101144
	1981	5.2 318cid	W/ Calif emissions		101007	
	1982-83	5.2 318cid			101007	
	1982-83	5.2 318cid	W/o heat riser			101008
	1983-87	5.2 318cid	W/ Calif emissions		101007	
	1984-87	5.2 318cid	NOT for sale in Calif; W/ A.I.R.		101007	
	1984-87	5.2 318cid	High altitude		101007	
	1984-87	5.2 318cid	NOT for sale in Calif; W/ A.I.R.; W/o heat riser			101008
	1984-87	5.2 318cid	High altitude; W/ heat riser			101144
	1984-87	5.2 318cid	W/ Calif emissions; W/ heat riser			101144

• Exhaust Manifold/Catalytic Converter (one-piece assembly)

MODEL	YEAR	ENGINE	ADDITIONAL	EXHAUST MANIFOLD (Single)	LEFT EXHAUST MANIFOLD	RIGHT EXHAUST MANIFOLD
DODGE TRUCK						
D150 (Cont'd)	1988-91	5.2 318cid			101007	
	1988-91	5.2 318cid	W/ heat riser			101144
	1988	5.2 318cid	Single exhaust		101007	
	1988	5.2 318cid	Single exhaust; W/o heat riser			101008
	1979-82	5.9 360cid			101007	
	1979-82	5.9 360cid	W/ heat riser			101144
	1981	5.9 360cid	W/ Calif emissions		101007	
	1981	5.9 360cid	W/ Calif emissions; W/o heat riser			101008
	1984-87	5.9 360cid	W/ Calif emissions		101007	
	1984-87	5.9 360cid	W/ Calif emissions; W/ heat riser			101144
	1984-86	5.9 360cid			101007	
	1984-86	5.9 360cid	W/o heat riser			101008
	1987-88	5.9 360cid	Dual exhaust		101007	
	1987-88	5.9 360cid	Dual exhaust; W/ heat riser			101144
	1987	5.9 360cid	NOT for sale in Calif; single exhaust		101007	
	1987	5.9 360cid	NOT for sale in Calif; single exhaust; W/o heat riser			101008
	1988	5.9 360cid	Single exhaust		101007	
	1988	5.9 360cid	Single exhaust; W/o heat riser			101008
	1989-91	5.9 360cid			101007	
	1989-91	5.9 360cid	W/ heat riser			101144
	1977-78	6.6 400cid	W/o A.I.R., W/o heat riser, 2-bolt dump flange		101003	101003
1977-78	6.6 400cid	W/o heat riser, 3/4 dump			101146	
1978	7.2 440cid	W/o A.I.R., W/o heat riser, 2-bolt dump flange		101003	101003	
1978	7.2 440cid	W/o heat riser, 3/4 dump			101146	
D200	1975-80	3.7 225cid		101006		
	1978-80	5.2 318cid			101007	
	1979-80	5.2 318cid	W/ Calif emissions; W/o heat riser			101008
	1978-80	5.9 360cid			101007	
	1975-78	6.6 400cid	W/o A.I.R., W/o heat riser, 2-bolt dump flange		101003	101003
	1975-78	6.6 400cid	W/o heat riser, 3/4 dump			101146
	1975-78	7.2 440cid	W/o A.I.R., W/o heat riser, 2-bolt dump flange		101003	101003
	1975-78	7.2 440cid	W/o heat riser, 3/4 dump			101146
D200 Pickup	1968-74	3.7 225cid		101006		
	1972-74	6.6 400cid	J in 6th position of VIN; W/o A.I.R., W/o heat riser, 2-bolt dump flange		101003	101003
	1972-74	6.6 400cid	W/o A.I.R., W/o heat riser, 2-bolt dump flange		101003	101003
	1972-74	6.6 400cid	W/o heat riser, 3/4 dump			101146
	1973-74	7.2 440cid	D in 6th position of VIN; W/o A.I.R., W/o heat riser, 2-bolt dump flange		101003	101003
	1973-74	7.2 440cid	W/o heat riser, 3/4 dump			101146
D200 Series	1965-67	3.7 225cid		101006		

● Exhaust Manifold/Catalytic Converter (one-piece assembly)

MODEL	YEAR	ENGINE	ADDITIONAL	EXHAUST MANIFOLD (Single)	LEFT EXHAUST MANIFOLD	RIGHT EXHAUST MANIFOLD
DODGE TRUCK						
D250	1981-87	3.7 225cid		101006		
	1988-91	3.9 239cid			101133	101229
	1981-91	5.2 318cid			101007	
	1981-87	5.2 318cid	W/ Calif emissions; W/o heat riser			101008
	1981-82	5.9 360cid			101007	
	1984-92	5.9 360cid			101007	
	1984-87	5.9 360cid	W/o heat riser			101008
	1989-93	5.9 359cid	Diesel Engine	101263		
	1989-92	5.9 360cid	W/ heat riser			101144
D300	1975-78	3.7 225cid		101006		
	1978-80	5.2 318cid			101007	
	1978-80	5.9 360cid			101007	
	1976-78	6.6 400cid	W/o A.I.R., W/o heat riser, 2-bolt dump flange		101003	101003
	1976-78	6.6 400cid	W/o heat riser, 3/4 dump			101146
	1975-78	7.2 440cid	W/o A.I.R., W/o heat riser, 2-bolt dump flange		101003	101003
	1975-78	7.2 440cid	W/o heat riser, 3/4 dump			101146
D300 Pickup	1968-74	3.7 225cid		101006		
	1972-74	6.6 400cid	J in 6th position of VIN; W/o A.I.R., W/o heat riser, 2-bolt dump flange		101003	101003
	1972-74	6.6 400cid	W/o A.I.R., W/o heat riser, 2-bolt dump flange		101003	101003
	1972-74	6.6 400cid	W/o heat riser, 3/4 dump			101146
	1973-74	7.2 440cid	D in 6th position of VIN; W/o A.I.R., W/o heat riser, 2-bolt dump flange		101003	101003
	1973-74	7.2 440cid	W/o heat riser, 3/4 dump			101146
D300 Series	1965-67	3.7 225cid		101006		
D350	1981-83	5.2 318cid			101007	
	1981-83	5.2 318cid	W/ Calif emissions; W/o heat riser			101008
	1981-91	5.9 360cid			101007	
	1984-87	5.9 360cid	W/o heat riser			101008
	1989-91	5.9 360cid	W/ heat riser			101144
	1989	5.9 359cid	Diesel Engine	101263		
D400	1978-81	5.9 360cid			101007	
	1978	7.2 440cid	W/o A.I.R., W/o heat riser, 2-bolt dump flange		101003	101003
	1978	7.2 440cid	W/o heat riser, 3/4 dump			101146
D450	1978-81	5.9 360cid			101007	
	1978	7.2 440cid	W/o A.I.R., W/o heat riser, 2-bolt dump flange		101003	101003
	1978	7.2 440cid	W/o heat riser, 3/4 dump			101146
Dakota	1996-02	2.5 153cid		101005		
	1987-91	3.9 239cid			101133	
	1994-03	3.9 239cid			101468	101195
	1994-99	5.2 318cid			101010	101009
	1998-03	5.9 360cid			101010	101009

• Exhaust Manifold/Catalytic Converter (one-piece assembly)

MODEL	YEAR	ENGINE	ADDITIONAL	EXHAUST MANIFOLD (Single)	LEFT EXHAUST MANIFOLD	RIGHT EXHAUST MANIFOLD
DODGE TRUCK						
Durango	1998-99	3.9 239cid			101468	101195
	1998-00	5.2 318cid			101010	101009
	2009	5.7 345cid			101478	101479
	2011-12	5.7 345cid			101478	
	1998-03	5.9 360cid			101010	101009
Grand Caravan	1996-97	2.4 148cid		101182		
	1988	3.0 181cid	Transverse engine - Left = Front, Right = Rear		101258	
	1989	3.0 181cid	Transverse engine - Left = Front, Right = Rear		101258	101255
	1989	3.0 181cid	Automatic Transmission; W/ Calif emissions			101310
	1992-95	3.0 181cid	Transverse engine - Left = Front, Right = Rear		101258	101255
	1992	3.0 181cid	Automatic Transmission; W/ Calif emissions			101310
	1993-95	3.0 181cid	Automatic Transmission			101310
	1996-00	3.0 181cid	Transverse engine - Left = Front, Right = Rear		101258	101254
	1990-95	3.3 201cid			101256	101264
	1996-00	3.3 201cid			101256	101257
	1994-95	3.8 230cid			101256	
	1996-00	3.8 230cid			101256	101257
M300	1974	5.2 318cid	Center Dump, 4-bolt dump flange, W/o heat riser		101001	101001
	1974	7.2 440cid	Center Dump, 4-bolt dump flange, W/o heat riser		101001	101001
	1974	7.2 440cid	W/o A.I.R., W/o heat riser, 2-bolt dump flange		101003	101003
	1974	7.2 440cid	A in 6th position of VIN; W/o A.I.R., W/o heat riser, 2-bolt dump flange		101003	101003
	1974	7.2 440cid	W/o heat riser, 3/4 dump			101146
M350	1974	5.2 318cid	Center Dump, 4-bolt dump flange, W/o heat riser		101001	101001
	1974	7.2 440cid	Center Dump, 4-bolt dump flange, W/o heat riser		101001	101001
	1974	7.2 440cid	W/o heat riser, 3/4 dump			101146
Mini Ram	1984-87	2.6 156cid	W/ Calif emissions	101014		
	1987-88	3.0 181cid	Transverse engine - Left = Front, Right = Rear		101258	
P100	1968	3.7 225cid		101006		
P200	1968	3.7 225cid		101006		
	1970-72	3.7 225cid		101006		
P300	1968-72	3.7 225cid		101006		
Raider	1987-89	2.6 156cid		101150		
Ram 1500	1994-01	3.9 239cid			101468	101195
	1994-01	5.2 318cid			101010	101009
	2009-10	5.7 345cid			101478	101479
	1994-03	5.9 360cid			101010	101009
Ram 1500 Van	1999-03	3.9 239cid			101468	101195
	1999-03	5.2 318cid			101010	101009
	1999-03	5.9 360cid			101010	101009

● Exhaust Manifold/Catalytic Converter (one-piece assembly)

MODEL	YEAR	ENGINE	ADDITIONAL	EXHAUST MANIFOLD (Single)	LEFT EXHAUST MANIFOLD	RIGHT EXHAUST MANIFOLD
DODGE TRUCK						
Ram 2500	1994-96	5.2 318cid			101010	101009
	2009-10	5.7 345cid			101478	101479
	1994-02	5.9 360cid			101010	101009
	1994-97	5.9 359cid	Diesel Engine	101263		
	1998	5.9 359cid	D in 8th position of VIN; Diesel Engine; 12 Valves	101263		
	1999-02	5.9 359cid	Diesel Engine; 24 Valves; exc. High Output	101180		
Ram 2500 Van	2001	3.9 239cid				101195
	1999-03	5.2 318cid			101010	101009
	1999-03	5.9 360cid			101010	101009
Ram 3500	2009	5.7 345cid			101478	101479
	1994-02	5.9 360cid			101010	101009
	1994-97	5.9 359cid	Diesel Engine	101263		
	1998	5.9 359cid	D in 8th position of VIN; Diesel Engine; 12 Valves	101263		
	1999-02	5.9 359cid	Diesel Engine; 24 Valves; exc. High Output	101180		
Ram 3500 Van	1999-03	5.2 318cid			101010	101009
	1999-03	5.9 360cid			101010	101009
Ram 50	1990-93	2.4 2351cc		101318		
	1987-89	2.6 156cid		101150		
Ramcharger	1974	3.7 225cid	B in 6th position of VIN	101006		
	1975-80	3.7 225cid		101006		
	1978-92	5.2 318cid			101007	
	1981-85	5.2 318cid	W/o heat riser			101008
	1978-81	5.9 360cid			101007	
	1981	5.9 360cid	W/o heat riser			101008
	1984-92	5.9 360cid			101007	
	1984-88	5.9 360cid	W/o heat riser			101008
	1974	6.6 400cid	W/o A.I.R., W/o heat riser, 2-bolt dump flange		101003	101003
	1974	6.6 400cid	W/o heat riser, 3/4 dump			101146
	1976-78	6.6 400cid	W/o A.I.R., W/o heat riser, 2-bolt dump flange		101003	101003
	1976-78	6.6 400cid	W/o heat riser, 3/4 dump			101146
	1974	7.2 440cid	D in 6th position of VIN; W/o A.I.R., W/o heat riser, 2-bolt dump flange		101003	101003
	1974	7.2 440cid	D in 6th position of VIN; W/o heat riser, 3/4 dump			101146
	1975-78	7.2 440cid	W/o A.I.R., W/o heat riser, 2-bolt dump flange		101003	101003
1975-78	7.2 440cid	W/o heat riser, 3/4 dump			101146	
Royal Mini Ram	1984-87	2.6 156cid	W/ Calif emissions	101014		
	1987	3.0 181cid	Transverse engine - Left = Front, Right = Rear		101258	
W100	1975-87	3.7 225cid		101006		
	1989	3.9 239cid			101133	101229
	1986-89	5.2 318cid			101007	
	1986-87	5.2 318cid	W/o heat riser			101008

• Exhaust Manifold/Catalytic Converter (one-piece assembly)

MODEL	YEAR	ENGINE	ADDITIONAL	EXHAUST MANIFOLD (Single)	LEFT EXHAUST MANIFOLD	RIGHT EXHAUST MANIFOLD
DODGE TRUCK						
W100 (Cont'd)	1986-88	5.9 360cid			101007	
	1988	5.9 360cid	W/o heat riser			101008
	1975-77	6.6 400cid	W/o A.I.R., W/o heat riser, 2-bolt dump flange		101003	101003
	1975-77	6.6 400cid	W/o heat riser, 3/4 dump			101146
	1975-77	7.2 440cid	W/o A.I.R., W/o heat riser, 2-bolt dump flange		101003	101003
	1975-77	7.2 440cid	W/o heat riser, 3/4 dump			101146
W100 Pickup	1968-74	3.7 225cid		101006		
	1974	6.6 400cid	W/o A.I.R., W/o heat riser, 2-bolt dump flange		101003	101003
	1974	6.6 400cid	W/o heat riser, 3/4 dump			101146
	1974	7.2 440cid	D in 6th position of VIN; W/o A.I.R., W/o heat riser, 2-bolt dump flange		101003	101003
	1974	7.2 440cid	W/o heat riser, 3/4 dump			101146
	1974	7.2 440cid	D in 6th position of VIN; W/o heat riser, 3/4 dump			101146
W100 Series	1965-67	3.7 225cid		101006		
W150	1978-87	3.7 225cid		101006		
	1989-91	3.9 239cid			101133	101229
	1978-91	5.2 318cid			101007	
	1979-83	5.2 318cid	W/o heat riser			101008
	1984-85	5.2 318cid	With Air Pump; W/o heat riser			101008
	1986-87	5.2 318cid	W/o heat riser			101008
	1978-81	5.9 360cid			101007	
	1984-91	5.9 360cid			101007	
	1984-88	5.9 360cid	W/o heat riser			101008
	1989-91	5.9 360cid	W/ heat riser			101144
	1977-78	6.6 400cid	W/o A.I.R., W/o heat riser, 2-bolt dump flange		101003	101003
	1977-78	6.6 400cid	W/o heat riser, 3/4 dump			101146
	1978	7.2 440cid	W/o heat riser, 3/4 dump			101146
W200	1975-80	3.7 225cid		101006		
	1978-80	5.2 318cid			101007	
	1979-80	5.2 318cid	W/o heat riser			101008
	1978	5.9 360cid			101007	
	1976-78	6.6 400cid	W/o A.I.R., W/o heat riser, 2-bolt dump flange		101003	101003
	1976-78	6.6 400cid	W/o heat riser, 3/4 dump			101146
	1975-78	7.2 440cid	W/o A.I.R., W/o heat riser, 2-bolt dump flange		101003	101003
	1975-78	7.2 440cid	W/o heat riser, 3/4 dump			101146
	1975-78	7.2 440cid	W/o heat riser, 3/4 dump			101146
W200 Pickup	1969-74	3.7 225cid		101006		
	1974	6.6 400cid	W/o A.I.R., W/o heat riser, 2-bolt dump flange		101003	101003
	1974	6.6 400cid	W/o heat riser, 3/4 dump			101146
	1974	7.2 440cid	D in 6th position of VIN; W/o A.I.R., W/o heat riser, 2-bolt dump flange		101003	101003
	1974	7.2 440cid	W/o heat riser, 3/4 dump			101146
	1974	7.2 440cid	D in 6th position of VIN; W/o heat riser, 3/4 dump			101146

● Exhaust Manifold/Catalytic Converter (one-piece assembly)

MODEL	YEAR	ENGINE	ADDITIONAL	EXHAUST MANIFOLD (Single)	LEFT EXHAUST MANIFOLD	RIGHT EXHAUST MANIFOLD
DODGE TRUCK						
W200 Series	1965-67	3.7 225cid		101006		
W250	1981-91	5.2 318cid			101007	
	1981-87	5.2 318cid	W/o heat riser			101008
	1981-82	5.9 360cid			101007	
	1984-92	5.9 360cid			101007	
	1984-85	5.9 360cid	W/o heat riser			101008
	1988	5.9 360cid	W/o heat riser			101008
	1989-92	5.9 360cid	W/ heat riser			101144
W300	1975-78	3.7 225cid		101006		
	1978	5.2 318cid			101007	
	1980	5.2 318cid			101007	
	1978-80	5.9 360cid			101007	
	1976-78	6.6 400cid	W/o A.I.R., W/o heat riser, 2-bolt dump flange		101003	101003
	1976-78	6.6 400cid	W/o heat riser, 3/4 dump			101146
	1975-78	7.2 440cid	W/o A.I.R., W/o heat riser, 2-bolt dump flange		101003	101003
	1975-78	7.2 440cid	W/o heat riser, 3/4 dump			101146
W300 Pickup	1968-74	3.7 225cid		101006		
W300 Series	1965-67	3.7 225cid		101006		
W350	1982-83	5.2 318cid			101007	
	1982-83	5.2 318cid	W/o heat riser			101008
	1981-92	5.9 360cid			101007	
	1984-85	5.9 360cid	W/o heat riser			101008
	1988	5.9 360cid	W/o heat riser			101008
EAGLE						
Summit	1989-92	1.5 90cid	W/ A.I.R hole plugged	101012		
	1991-92	1.5 90cid	W/ No A.I.R hole	101013		
	1993-94	1.5 90cid	W/ Calif emissions; W/ Oxygen sensor hole under heat shield	101123		
	1995-96	1.5 90cid	NOT for sale in Calif; W/ Oxygen sensor hole under heat shield	101123		
	1989-90	1.6 98cid	W/ A.I.R hole plugged	101012		
	1994	1.8 112cid	W/o heat shield; FOR HEAT SHIELD, use ATP Part Number 101125	101124		
Talon	1993-94	1.8 107cid	Naturally Aspirated; W/o heat shield; FOR HEAT SHIELD, use ATP Part Number 101125	101124		
	1993-94	1.8 107cid		101268		
	1990-94	2.0 122cid	Naturally Aspirated; W/o heat shield; FOR HEAT SHIELD, use ATP Part Number 101125	101124		
	1990-94	2.0 122cid	Turbocharged; Automatic Transmission; FOR HEAT SHIELD, use ATP Part Number 101143	101247		
	1990	2.0 122cid	Turbocharged; FOR HEAT SHIELD, use ATP Part Number 101143	101138		

• Exhaust Manifold/Catalytic Converter (one-piece assembly)

MODEL	YEAR	ENGINE	ADDITIONAL	EXHAUST MANIFOLD (Single)	LEFT EXHAUST MANIFOLD	RIGHT EXHAUST MANIFOLD
EAGLE						
Talon (Cont'd)	1991-94	2.0 122cid	Turbocharged; Manual Transmission; FOR HEAT SHIELD, use ATP Part Number 101143	101138		
	1995-98	2.0 122cid	Naturally Aspirated	101269		
	1995-98	2.0 122cid	Turbocharged; FOR HEAT SHIELD, use ATP Part# 101143	101138		
FORD						
300	1963	5.8 352cid				101314
	1963	6.4 390cid				101314
Club	1963-64	5.8 352cid				101314
	1963-64	6.4 390cid				101314
Club Wagon	1963-67	5.8 352cid				101314
	1963-67	6.4 390cid				101314
Contour	1996-97	2.5 155cid	NOT for sale in Calif		101213	101214
	1998-00	2.5 155cid	NOT for sale in Calif		101213	
Country Sedan	1965-70	3.9 240cid		101019		
	1963-67	5.8 352cid				101314
	1963-67	6.4 390cid				101314
	1969-72	7.0 429cid				101326
	1972	7.5 460cid				101326
Country Squire	1965-67	3.9 240cid		101019		
	1987-91	5.0 302cid	Cast Iron		101047	101031
	1963-67	5.8 352cid				101314
	1963-67	6.4 390cid				101314
	1969-72	7.0 429cid				101326
	1972	7.5 460cid				101326
Crown Victoria	1992-93	4.6 281cid			101388	
	1994-02	4.6 281cid			101284	101283
	2003-11	4.6 281cid			101456	101455
Custom	1967-72	3.9 240cid		101019		
	1964-67	5.8 352cid				101314
	1964-67	6.4 390cid				101314
	1969-72	7.0 429cid				101326
	1972	7.5 460cid				101326
Custom 500	1965-66	3.9 240cid		101019		
	1968-72	3.9 240cid		101019		
	1964-66	5.8 352cid				101314
	1975-77	5.8 351cid	351M Eng.		101049	
	1964	6.4 390cid				101314
	1966-67	6.4 390cid				101314
	1975-77	6.6 400cid			101049	
	1969-72	7.0 429cid				101326
1972	7.5 460cid				101326	

● Exhaust Manifold/Catalytic Converter (one-piece assembly)

MODEL	YEAR	ENGINE	ADDITIONAL	EXHAUST MANIFOLD (Single)	LEFT EXHAUST MANIFOLD	RIGHT EXHAUST MANIFOLD
FORD						
EXP	1986-88	1.9 116cid	FI	101248		
Escort	1991-96	1.8 112cid	DOHC Eng.	101238		
	1986-90	1.9 116cid	FI	101248		
	1991-96	1.9 116cid		101244		
	1997-02	2.0 122cid	P in 8th position of VIN	101232		
	1998-03	2.0 121cid	DOHC Eng.	101170		
Fairlane	1963-66	5.8 352cid				101314
	1963-67	6.4 390cid				101314
	1970	7.0 429cid				101326
Fairmont	1983	2.3 140cid	W/ A.I.R.	101037		
	1980	4.2 255cid			101047	101023
	1981-82	4.2 255cid				101023
Falcon	1970	7.0 429cid				101326
Focus	2000-04	2.0 122cid	P in 8th position of VIN; SOHC Eng.	101232		
	2005-06	2.0 121cid		101426●		
	2005	2.0 121cid	ZX3; Without evaporative emission system	101476●		
	2003-04	2.3 140cid		101426●		
Ford 300	1963	5.8 352cid				101314
	1963	6.4 390cid				101314
Freestar	2004	3.9 238cid	Transverse engine - Left = Front, Right = Rear		101236	
	2004	4.2 256cid	Transverse engine - Left = Front, Right = Rear		101236	
Galaxie	1965-67	3.9 240cid		101019		
	1963-67	5.8 352cid				101314
	1963-67	6.4 390cid				101314
Galaxie 500	1968-72	3.9 240cid		101019		
	1963-66	5.8 352cid				101314
	1963-67	6.4 390cid				101314
	1969-72	7.0 429cid				101326
	1972	7.5 460cid				101326
Gran Torino	1975-76	5.8 351cid	351M Eng.		101049	
	1975-76	6.6 400cid			101049	
	1972	7.0 429cid				101326
Granada	1980	4.2 255cid			101047	101023
	1981	4.2 255cid				101023
	1980	5.0 302cid			101047	101023
LTD	1983-86	2.3 140cid	Gas Engine; W/ A.I.R.	101037		
	1981-82	4.2 255cid				101023
	1980-85	5.0 302cid			101047	101023
	1986	5.0 302cid	Cast Iron		101047	101031
	1965-67	5.8 352cid				101314
	1975-78	5.8 351cid	351M Eng.		101049	

● Exhaust Manifold/Catalytic Converter (one-piece assembly)

MODEL	YEAR	ENGINE	ADDITIONAL	EXHAUST MANIFOLD (Single)	LEFT EXHAUST MANIFOLD	RIGHT EXHAUST MANIFOLD	
FORD							
LTD (Cont'd)	1980-82	5.8 351cid	351W Eng.		101047		
	1980	5.8 351cid	351W Eng.; from 5/2/80			101023	
	1983-84	5.8 351cid	351W Eng.		101047	101029	
	1985-86	5.8 351cid			101047	101029	
	1965-67	6.4 390cid				101314	
	1975-78	6.6 400cid			101049		
	1969-72	7.0 429cid				101326	
	1972	7.5 460cid				101326	
LTD Crown Victoria	1987-91	5.0 302cid	Cast Iron		101047	101031	
LTD II	1977-79	5.8 351cid	351M Eng.		101049		
	1977-78	6.6 400cid			101049		
Mustang	1983	2.3 140cid	Naturally Aspirated; Cast Iron; w/ A.I.R.	101037			
	1984-86	2.3 140cid	Naturally Aspirated; Cast Iron	101037			
	1986-93	2.3 140cid	Cast Iron	101037			
	1994-97	3.8 232cid			101240		
	1998	3.8 232cid	NOT for sale in Calif		101240		
	1999-02	3.8 232cid				101271	
	1999-02	3.8 232cid	NOT for sale in Calif		101270		
	2003-04	3.8 232cid			101270	101271	
	2004	3.9 238cid			101270		
	1980-82	4.2 255cid			101047	101023	
	1996-98	4.6 281cid	DOHC Eng.			101222	
	1996-98	4.6 281cid	V in 8th position of VIN; DOHC Eng.		101160		
	1996-98	4.6 281cid	SOHC Eng.		101225	101198	
	1999	4.6 281cid	DOHC Eng.		101166	101222	
	1999	4.6 281cid	SOHC Eng.			101198	
	2000	4.6 281cid	DOHC Eng.			101222	
	2000	4.6 281cid	SOHC Eng.		101166	101198	
	2001-04	4.6 281cid	SOHC Eng.			101198	
	2001	4.6 281cid	DOHC Eng.		101166	101222	
	2003-04	4.6 281cid	R in 8th position of VIN; DOHC Eng.		101166	101222ng	
	1982-83	5.0 302cid			101047	101023	
	1984-85	5.0 302cid	Cast Iron		101047	101023	
	1986-93	5.0 302cid	Stainless Steel Tubular		101249	101250	
	1967	6.4 390cid				101314	
	1969-71	7.0 429cid				101326	
	Probe	1989-92	2.2 133cid	Turbocharged	101208		
	Ranch Wagon	1965-69	3.9 240cid		101019		
1963-67		5.8 352cid				101314	
1963-67		6.4 390cid				101314	

● Exhaust Manifold/Catalytic Converter (one-piece assembly)

MODEL	YEAR	ENGINE	ADDITIONAL	EXHAUST MANIFOLD (Single)	LEFT EXHAUST MANIFOLD	RIGHT EXHAUST MANIFOLD
FORD						
Ranch Wagon (Cont'd)	1969-72	7.0 429cid				101326
	1972	7.5 460cid				101326
Sunliner	1963-64	5.8 352cid				101314
	1963-64	6.4 390cid				101314
Taurus	1986-91	2.5 153cid		101030		
	1986-88	3.0 182cid	Transverse engine - Left = Front, Right = Rear		101046	
	1986-88	3.0 182cid	W/ Calif emissions; Transverse engine - Left = Front, Right = Rear			101045
	1989-92	3.0 182cid	GL; Transverse engine - Left = Front, Right = Rear		101046	101045
	1989-92	3.0 182cid	L; Transverse engine - Left = Front, Right = Rear		101046	101045
	1989-92	3.0 182cid	LX; Transverse engine - Left = Front, Right = Rear		101046	101045
	1993-94	3.0 182cid	GL; FLEX Engine; Transverse engine - Left = Front, Right = Rear			101045
	1993	3.0 182cid	GL; Transverse engine - Left = Front, Right = Rear			101045
	1993	3.0 182cid	GL; Gas Engine; Transverse engine - Left = Front, Right = Rear		101046	
	1993	3.0 182cid	LX; Transverse engine - Left = Front, Right = Rear			101045
	1994-95	3.0 182cid	GL; Gas Engine; Transverse engine - Left = Front, Right = Rear			101193
	1994-95	3.0 182cid	LX; Gas Engine; Transverse engine - Left = Front, Right = Rear			101193
	1994	3.0 182cid	GL; U VIN; Transverse engine - Left = Front, Right = Rear			101237
	1995	3.0 182cid	Transverse engine - Left = Front, Right = Rear			101051
	1995	3.0 182cid	SE; U VIN; Transverse engine - Left = Front, Right = Rear			101237
	1995	3.0 182cid	SE; FLEX Engine; Transverse engine - Left = Front, Right = Rear			101045
	1995	3.0 182cid	SE; Gas Engine; Transverse engine - Left = Front, Right = Rear			101193
	1996-99	3.0 182cid	OHV Eng.; NOT for sale in Calif; Transverse engine - Left = Front, Right = Rear			101171 101167
	1996	3.0 182cid	DOHC Eng.; Transverse engine - Left = Front, Right = Rear			101223
	1996	3.0 182cid	FLEX Engine; OHV Eng.; W/ Calif emissions; Transverse engine - Left = Front, Right = Rear			101200 101203
	1997-99	3.0 182cid	FLEX Engine; OHV Eng.; Low Emission Vehicle; Transverse engine - Left = Front, Right = Rear			101200 101203
	2000-05	3.0 182cid	DOHC Eng.; Transverse engine - Left = Front, Right = Rear			101226
	2000-05	3.0 182cid	DOHC Eng.; NOT for sale in Calif			101341
	2000-03	3.0 182cid	Gas Engine; OHV Eng.; Transverse engine - Left = Front, Right = Rear			101200 101287
	2004-07	3.0 182cid	OHV Eng.; Transverse engine - Left = Front, Right = Rear			101200
	1995	3.2 195cid	Transverse engine - Left = Front, Right = Rear			101051
1988	3.8 232cid	Transverse engine - Left = Front, Right = Rear			101051	

● Exhaust Manifold/Catalytic Converter (one-piece assembly)

MODEL	YEAR	ENGINE	ADDITIONAL	EXHAUST MANIFOLD (Single)	LEFT EXHAUST MANIFOLD	RIGHT EXHAUST MANIFOLD
FORD						
Taurus (Cont'd)	1988	3.8 232cid	From 5/88; Transverse engine - Left = Front, Right = Rear			101050
	1989-95	3.8 232cid	Transverse engine - Left = Front, Right = Rear		101051	101050
Tempo	1984	2.3 140cid		101192		
	1985-94	2.3 140cid	3-stud dump flange	101016		
Thunderbird	1980-82	4.2 255cid			101047	101023
	1994-97	4.6 281cid			101220	
	1980-81	5.0 302cid			101047	101023
	1983-85	5.0 302cid			101047	101023
	1986-88	5.0 302cid				101023
	1986-88	5.0 302cid	Cast Iron		101047	101031
	1977-79	5.8 351cid	351M Eng.		101049	
	1963-67	6.4 390cid				101314
	1977-78	6.6 400cid			101049	
	1968-72	7.0 429cid				101326
	1972	7.5 460cid				101326
Torino	1975-76	5.8 351cid	351M Eng.		101049	
	1975-76	6.6 400cid			101049	
	1970-72	7.0 429cid				101326
Victoria	1963-64	5.8 352cid				101314
	1963-64	6.4 390cid				101314
FORD TRUCK						
Aerostar	1986-87	2.3 140cid	W/ A.I.R.	101037		
	1986-93	3.0 182cid				101231
	1994-95	3.0 182cid				101169
	1996	3.0 182cid			101228	101169
	1997	3.0 182cid			101228	101207
Bronco	1980-83	4.9 300cid		101019		
	1984-86	4.9 300cid		101024		
	1987-92	4.9 300cid	Two piece design; Transverse engine - Left = Front, Right = Rear		101048	101018
	1980-85	5.0 302cid				101023
	1980-82	5.0 302cid	W/o Oxygen sensor hole		101040	
	1983-87	5.0 302cid	For Use With Heat Riser		101025	
	1983-87	5.0 302cid	For Use Without Heat Riser; W/o Oxygen sensor hole		101040	
	1986-96	5.0 302cid				101031
	1988-96	5.0 302cid	W/o Oxygen sensor hole		101040	
	1996	5.0 302cid	W/ Oxygen sensor hole		101039	
	1978-81	5.8 351cid	351M Eng.		101049	101022
	1981-82	5.8 351cid	351W Eng.; W/o Oxygen sensor hole		101040	
1981-82	5.8 351cid	351W Eng.			101029	

● Exhaust Manifold/Catalytic Converter (one-piece assembly)

MODEL	YEAR	ENGINE	ADDITIONAL	EXHAUST MANIFOLD (Single)	LEFT EXHAUST MANIFOLD	RIGHT EXHAUST MANIFOLD
FORD TRUCK						
Bronco (Cont'd)	1983	5.8 351cid	Before 4/1983; W/o Oxygen sensor hole		101040	
	1983	5.8 351cid	From 4/1983		101025	101029
	1983	5.8 351cid	Before 4/1983			101029
	1984-85	5.8 351cid	351W Eng.		101025	101029
	1986-87	5.8 351cid			101025	101029
	1988-96	5.8 351cid	W/ 4 A.I.R. holes		101034	101035
	1988-96	5.8 351cid	W/o 4 A.I.R. holes		101036	101033
	1994-96	5.8 351cid	W/ 2 smog tube holes		101021	101020
	1978-79	6.6 400cid			101049	
Bronco II	1986-90	2.9 177cid			101054	101017
E-100 Econoline	1968-74	3.9 240cid		101019		
	1972-80	4.9 300cid		101019		
	1981-83	4.9 300cid	W/ Calif emissions	101024		
	1981-82	4.9 300cid	NOT for sale in Calif	101019		
	1973-74	5.0 302cid		101019		
	1980-83	5.0 302cid				101023
	1980-83	5.0 302cid	W/o Oxygen sensor hole		101040	
	1983	5.0 302cid	For Use With Heat Riser		101025	
	1980-81	5.8 351cid			101049	
	1981-83	5.8 351cid	351W Eng.; W/o Oxygen sensor hole		101040	
	1982	5.8 351cid	351W Eng.			101029
	1983	5.8 351cid	351W Eng.; From 4/1983		101025	
	1980	6.6 400cid			101049	101022
E-100 Econoline Club Wagon	1975-80	4.9 300cid		101019		
	1981-83	4.9 300cid	W/ Calif emissions	101024		
	1981-82	4.9 300cid	NOT for sale in Calif	101019		
	1980-83	5.0 302cid				101023
	1980-83	5.0 302cid	W/o Oxygen sensor hole		101040	
	1983	5.0 302cid	For Use With Heat Riser		101025	
	1980-81	5.8 351cid			101049	101022
	1981-83	5.8 351cid	351W Eng.; W/o Oxygen sensor hole		101040	
	1982	5.8 351cid	351W Eng.			101029
	1983	5.8 351cid	351W Eng.; From 4/1983		101025	
E-150	2003	4.2 256cid			101281	101280
	2003-06	4.6 281cid				101343
	2003-11	5.4 330cid			101286	101285
E-150 Club Wagon	2003	4.2 256cid			101281	101280
	2003-05	4.6 281cid				101343
	2003-05	5.4 330cid			101286	101285

● Exhaust Manifold/Catalytic Converter (one-piece assembly)

MODEL	YEAR	ENGINE	ADDITIONAL	EXHAUST MANIFOLD (Single)	LEFT EXHAUST MANIFOLD	RIGHT EXHAUST MANIFOLD
FORD TRUCK						
E-150 Econoline	1997-98	4.2 256cid			101187	101161
	1999-02	4.2 256cid			101281	101280
	1999-02	4.6 281cid				101343
	1975-80	4.9 300cid		101019		
	1981-83	4.9 300cid	NOT for sale in Calif	101019		
	1981-83	4.9 300cid	W/ Calif emissions	101024		
	1984-86	4.9 300cid		101024		
	1987-96	4.9 300cid	Two piece design; Transverse engine - Left = Front, Right = Rear		101048	101018
	1980-85	5.0 302cid				101023
	1980-82	5.0 302cid	W/o Oxygen sensor hole		101040	
	1983-87	5.0 302cid	For Use With Heat Riser		101025	
	1983-87	5.0 302cid	For Use Without Heat Riser; W/o Oxygen sensor hole		101040	
	1986-96	5.0 302cid				101031
	1988-96	5.0 302cid	W/o Oxygen sensor hole; If Oxygen Sensor hole is needed, use 101039.		101040	
	1996	5.0 302cid	W/ Oxygen sensor hole		101039	
	1997-98	5.4 330cid			101221	
	2000-02	5.4 330cid			101286	101285
	1980-81	5.8 351cid			101049	101022
	1981-82	5.8 351cid	351W Eng.; W/o Oxygen sensor hole		101040	
	1981-82	5.8 351cid	351W Eng.			101029
	1983	5.8 351cid	351W Eng.; Before 4/1983; W/o Oxygen sensor hole		101040	
	1983	5.8 351cid	351W Eng.; From 4/1983		101025	101029
	1983	5.8 351cid	351W Eng.; Before 4/1983			101029
	1984-85	5.8 351cid	351W Eng.		101025	101029
	1986-87	5.8 351cid			101025	101029
	1988-96	5.8 351cid	W/ 4 A.I.R. holes		101034	101035
	1988-96	5.8 351cid	W/o 4 A.I.R. holes		101036	101033
	1994-96	5.8 351cid	W/ 2 smog tube holes		101021	101020
	1984	6.9 420cid	Diesel Engine; W/ flange above pipe		101241	
	1984	6.9 420cid	Diesel Engine			101243
	1980	7.5 460cid				101028
E-150 Econoline Club Wagon	1997-98	4.2 256cid			101187	101161
	1999-02	4.2 256cid			101281	101280
	1999-02	4.6 281cid				101343
	1975-80	4.9 300cid		101019		
	1981-83	4.9 300cid	NOT for sale in Calif	101019		
	1981-83	4.9 300cid	W/ Calif emissions	101024		
	1984-86	4.9 300cid		101024		

● Exhaust Manifold/Catalytic Converter (one-piece assembly)

MODEL	YEAR	ENGINE	ADDITIONAL	EXHAUST MANIFOLD (Single)	LEFT EXHAUST MANIFOLD	RIGHT EXHAUST MANIFOLD
FORD TRUCK						
E-150 Econoline Club Wagon (Cont'd)	1987-96	4.9 300cid	Two piece design; Transverse engine - Left = Front, Right = Rear		101048	101018
	1980-85	5.0 302cid				101023
	1980-82	5.0 302cid	W/o Oxygen sensor hole		101040	
	1983-87	5.0 302cid	For Use With Heat Riser		101025	
	1983-87	5.0 302cid	For Use Without Heat Riser; W/o Oxygen sensor hole		101040	
	1986-96	5.0 302cid				101031
	1988-96	5.0 302cid	W/o Oxygen sensor hole; If Oxygen Sensor hole is needed, use 101039.		101040	
	1996	5.0 302cid	W/ Oxygen sensor hole		101039	
	1997-98	5.4 330cid			101221	
	2000-02	5.4 330cid			101286	101285
	1980-81	5.8 351cid			101049	
	1981-82	5.8 351cid	351W Eng.; W/o Oxygen sensor hole		101040	
	1981-82	5.8 351cid	351W Eng.			101029
	1983	5.8 351cid	351W Eng.; Before 4/1983; W/o Oxygen sensor hole		101040	
	1983	5.8 351cid	351W Eng.; From 4/1983		101025	101029
	1983	5.8 351cid	351W Eng.; Before 4/1983			101029
	1984-85	5.8 351cid	351W Eng.		101025	101029
	1986-87	5.8 351cid			101025	101029
	1988-96	5.8 351cid	W/ 4 A.I.R. holes		101034	101035
	1988-96	5.8 351cid	W/o 4 A.I.R. holes		101036	101033
1994-96	5.8 351cid	W/ 2 smog tube holes		101021	101020	
E-200 Econoline	1968-74	3.9 240cid		101019		
	1972-74	4.9 300cid		101019		
E-250	2003	4.2 256cid			101281	101280
	2003-06	4.6 281cid				101175
	2003-11	5.4 330cid			101286	101285
E-250 Econoline	1997-98	4.2 256cid			101187	101161
	1999-02	4.2 256cid			101281	101280
	1975-81	4.9 300cid		101019		
	1981-83	4.9 300cid	W/ Calif emissions	101024		
	1982-83	4.9 300cid	NOT for sale in Calif	101019		
	1984-86	4.9 300cid		101024		
	1987-96	4.9 300cid	Two piece design; Transverse engine - Left = Front, Right = Rear		101048	101018
	1980-85	5.0 302cid				101023
	1980-82	5.0 302cid	W/o Oxygen sensor hole		101040	
	1983-87	5.0 302cid	For Use With Heat Riser		101025	
1983-87	5.0 302cid	For Use Without Heat Riser; W/o Oxygen sensor hole; If Oxygen Sensor hole is needed, use 101039.		101040		

● Exhaust Manifold/Catalytic Converter (one-piece assembly)

MODEL	YEAR	ENGINE	ADDITIONAL	EXHAUST MANIFOLD (Single)	LEFT EXHAUST MANIFOLD	RIGHT EXHAUST MANIFOLD
FORD TRUCK						
E-250 Econoline (Cont'd)	1986-91	5.0 302cid				101031
	1988-91	5.0 302cid	W/o Oxygen sensor hole		101040	
	1997-98	5.4 330cid			101221	
	2000-02	5.4 330cid			101286	101285
	1980-81	5.8 351cid	351M Eng.		101049	101022
	1981-82	5.8 351cid	351W Eng.; W/o Oxygen sensor hole		101040	
	1981-82	5.8 351cid	351W Eng.			101029
	1983	5.8 351cid	351W Eng.; Before 4/1983; W/o Oxygen sensor hole		101040	
	1983	5.8 351cid	351W Eng.; From 4/1983		101025	101029
	1983	5.8 351cid	351W Eng.; Before 4/1983			101029
	1984	5.8 351cid	351W Eng.		101025	101029
	1985	5.8 351cid	351W Eng.; Over 8500 GVW		101027	101029
	1985	5.8 351cid	351W Eng.; Under 8500 GVW		101025	101029
	1986-87	5.8 351cid	Over 8500 GVW		101027	101029
	1986-87	5.8 351cid	Under 8500 GVW		101025	101029
	1988-96	5.8 351cid	Over 8500 GVW, W/ 4 A.I.R. holes		101034	101035
	1988-96	5.8 351cid	Over 8500 GVW, W/o 4 A.I.R. holes		101036	101033
	1988-96	5.8 351cid	Under 8500 GVW, W/ 4 A.I.R. holes		101034	101035
	1988-96	5.8 351cid	Under 8500 GVW, W/o 4 A.I.R. holes		101036	101033
	1994-96	5.8 351cid	Over 8500 GVW, W/ two smog tubes		101021	101020
	1994-96	5.8 351cid	Under 8500 GVW, W/one smog tube		101021	101020
	1980	6.6 400cid			101049	101022
	1975	7.5 460cid	From serial number W00,001		101026	101028
1976-80	7.5 460cid			101026	101028	
E-250 Econoline Club Wagon	1977-80	4.9 300cid		101019		
	1983	4.9 300cid	NOT for sale in Calif	101019		
	1983	4.9 300cid	W/ Calif emissions	101024		
	1984-86	4.9 300cid		101024		
	1987-91	4.9 300cid	Two piece design; Transverse engine - Left = Front, Right = Rear		101048	101018
	1980	5.0 302cid				101023
	1980	5.0 302cid	W/o Oxygen sensor hole		101040	
	1980-81	5.8 351cid	351M Eng.		101049	101022
	1981-82	5.8 351cid	351W Eng.; W/o Oxygen sensor hole		101040	
	1981-82	5.8 351cid	351W Eng.			101029
	1983	5.8 351cid	351W Eng.; Before 4/1983; W/o Oxygen sensor hole		101040	
	1983	5.8 351cid	351W Eng.; From 4/1983		101025	101029
	1983	5.8 351cid	351W Eng.; Before 4/1983			101029
1984	5.8 351cid	351W Eng.		101025	101029	

● Exhaust Manifold/Catalytic Converter (one-piece assembly)

MODEL	YEAR	ENGINE	ADDITIONAL	EXHAUST MANIFOLD (Single)	LEFT EXHAUST MANIFOLD	RIGHT EXHAUST MANIFOLD
FORD TRUCK						
E-250 Econoline Club Wagon (Cont'd)	1985	5.8 351cid	351W Eng.; Over 8500 GVW		101027	101029
	1985	5.8 351cid	351W Eng.; Under 8500 GVW		101025	101029
	1986-87	5.8 351cid	Over 8500 GVW		101027	101029
	1986-87	5.8 351cid	Under 8500 GVW		101025	101029
	1988-91	5.8 351cid	Over 8500 GVW, W/ 4 A.I.R. holes		101034	101035
	1988-91	5.8 351cid	Over 8500 GVW, W/o 4 A.I.R. holes		101036	101033
	1988-91	5.8 351cid	Under 8500 GVW, W/ 4 A.I.R. holes		101034	101035
	1988-91	5.8 351cid	Under 8500 GVW, W/o 4 A.I.R. holes		101036	101033
	1980-82	6.6 400cid			101049	101022
	1983-87	6.9 420cid	Diesel Engine; W/ flange above pipe		101241	
	1983-87	6.9 420cid	Diesel Engine		101242	101243
	1988-91	7.3 445cid	Diesel Engine		101242	101243
	1988-89	7.3 445cid	Diesel Engine; W/ flange above pipe		101241	
	1975	7.5 460cid	From serial number W00,001		101026	101028
	1976-88	7.5 460cid			101026	101028
	1988-91	7.5 460cid	W/o A.I.R.			101053
	1988-91	7.5 460cid	W/o A.I.R.; W/ E.G.R hole		101052	
E-250 Super Duty	2004-05	5.4 330cid			101286	101285
E-300 Econoline	1968-74	3.9 240cid		101019		
	1972-74	4.9 300cid		101019		
E-350	2003	5.4 330cid			101286	101285
	2003	6.8 415cid				101406
	2003	6.8 415cid	Has removable plug for EGR valve		101407	
	2003	7.3 445cid	Diesel Engine; Turbocharged		101186	101396
E-350 Club Wagon	2003-05	5.4 330cid			101286	101285
	2003	6.8 415cid				101406
	2003	6.8 415cid	Has removable plug for EGR valve		101407	
	2005	6.8 415cid				101406
	2005	6.8 415cid	Has removable plug for EGR valve		101407	
	2003	7.3 445cid	Diesel Engine; Turbocharged		101186	101396
E-350 Econoline	1975-83	4.9 300cid		101019		
	1984-86	4.9 300cid		101024		
	1987-96	4.9 300cid	Two piece design; Transverse engine - Left = Front, Right = Rear		101048	101018
	1980	5.0 302cid				101023
	1980	5.0 302cid	W/o Oxygen sensor hole		101040	
	1997-98	5.4 330cid			101221	101204
	2000-02	5.4 330cid			101286	101285
	1980-81	5.8 351cid	351M Eng.		101049	101022
	1981-82	5.8 351cid	351W Eng.; W/o Oxygen sensor hole		101040	
1981-82	5.8 351cid	351W Eng.			101029	

• Exhaust Manifold/Catalytic Converter (one-piece assembly)

MODEL	YEAR	ENGINE	ADDITIONAL	EXHAUST MANIFOLD (Single)	LEFT EXHAUST MANIFOLD	RIGHT EXHAUST MANIFOLD
FORD TRUCK						
E-350 Econoline (Cont'd)	1983	5.8 351cid	351W Eng.; Before 4/1983; W/o Oxygen sensor hole; If Oxygen Sensor hole is needed, use 101039.		101040	
	1983	5.8 351cid	351W Eng.; From 4/1983		101025	101029
	1983	5.8 351cid	351W Eng.; Before 4/1983			101029
	1984	5.8 351cid	351W Eng.		101025	101029
	1985	5.8 351cid	351W Eng.; Over 8500 GVW		101027	101029
	1985	5.8 351cid	351W Eng.; Under 8500 GVW		101025	101029
	1986-87	5.8 351cid	Over 8500 GVW		101027	101029
	1986-87	5.8 351cid	Under 8500 GVW		101025	101029
	1988-96	5.8 351cid	Over 8500 GVW, W/ 4 A.I.R. holes		101034	101035
	1988-96	5.8 351cid	Over 8500 GVW, W/o 4 A.I.R. holes		101036	101033
	1988-96	5.8 351cid	Under 8500 GVW, W/ 4 A.I.R. holes		101034	101035
	1988-96	5.8 351cid	Under 8500 GVW, W/o 4 A.I.R. holes		101036	101033
	1994-96	5.8 351cid	Over 8500 GVW, W/one smog tube		101021	101020
	1994-96	5.8 351cid	Under 8500 GVW, W/one smog tube		101021	101020
	1980-82	6.6 400cid			101049	101022
	1999	6.8 415cid			101405	101404
	2000-02	6.8 415cid				101406
	2000-02	6.8 415cid	Has removable plug for EGR valve		101407	
	1983-87	6.9 420cid	Diesel Engine; W/ flange above pipe		101241	
	1983-87	6.9 420cid	Diesel Engine		101242	101243
	1988-96	7.3 445cid	Diesel Engine		101242	101243
	1988-89	7.3 445cid	Diesel Engine; W/ flange above pipe		101241	
	1995-97	7.3 445cid	Diesel Engine; Turbocharged		101186	101178
	1998	7.3 445cid	Diesel Engine; Turbocharged		101186	
	1998	7.3 445cid	Diesel Engine; Turbocharged; Through 1/11/1998			101178
	1999-02	7.3 445cid	Diesel Engine; Turbocharged		101186	101396
	1975	7.5 460cid	From serial number W00,001		101026	101028
	1976-87	7.5 460cid			101026	101028
	1988-92	7.5 460cid	EFI; W/ E.G.R hole		101052	
	1988-92	7.5 460cid	EFI			101053
	1988	7.5 460cid			101026	
	1993	7.5 460cid	Before 2/1/1993; W/ E.G.R hole		101052	
	1993	7.5 460cid	D-Shaped Port; From 2/1/1993		101055	101056
	1993	7.5 460cid	Before 2/1/1993			101053
	1994-95	7.5 460cid	D-port W/ 3 holes inside each port		101055	101056
	1996	7.5 460cid				101053
	1996	7.5 460cid	W/ E.G.R hole		101052	
	1996	7.5 460cid	NOT for sale in Calif		101055	101056

● Exhaust Manifold/Catalytic Converter (one-piece assembly)

MODEL	YEAR	ENGINE	ADDITIONAL	EXHAUST MANIFOLD (Single)	LEFT EXHAUST MANIFOLD	RIGHT EXHAUST MANIFOLD
FORD TRUCK						
E-350 Econoline Club Wagon	1977-80	4.9 300cid		101019		
	1982-83	4.9 300cid		101019		
	1984-86	4.9 300cid		101024		
	1987-96	4.9 300cid	Two piece design; Transverse engine - Left = Front, Right = Rear		101048	101018
	1980	5.0 302cid				101023
	1980	5.0 302cid	W/o Oxygen sensor hole		101040	
	1997-98	5.4 330cid			101221	101204
	2000-02	5.4 330cid			101286	101285
	1980-81	5.8 351cid	351M Eng.		101049	101022
	1981-82	5.8 351cid	351W Eng.; W/o Oxygen sensor hole		101040	
	1981-82	5.8 351cid	351W Eng.			101029
	1983	5.8 351cid	351W Eng.; Before 4/1983; W/o Oxygen sensor hole; If Oxygen Sensor hole is needed, use 101039.		101040	
	1983	5.8 351cid	351W Eng.; From 4/1983		101025	101029
	1983	5.8 351cid	351W Eng.; Before 4/1983			101029
	1984	5.8 351cid	351W Eng.		101025	101029
	1985	5.8 351cid	351W Eng.; Over 8500 GVW		101027	101029
	1985	5.8 351cid	351W Eng.; Under 8500 GVW		101025	101029
	1986-87	5.8 351cid	Over 8500 GVW		101027	101029
	1986-87	5.8 351cid	Under 8500 GVW		101025	101029
	1988-96	5.8 351cid	Over 8500 GVW, W/ 4 A.I.R. holes		101034	101035
	1988-96	5.8 351cid	Over 8500 GVW, W/o 4 A.I.R. holes		101036	101033
	1988-96	5.8 351cid	Under 8500 GVW, W/ 4 A.I.R. holes		101034	101035
	1988-96	5.8 351cid	Under 8500 GVW, W/o 4 A.I.R. holes		101036	101033
	1994-96	5.8 351cid	Over 8500 GVW, W/one smog tube		101021	101020
	1994-96	5.8 351cid	Under 8500 GVW, W/one smog tube		101021	101020
	1980-82	6.6 400cid			101049	101022
	1999	6.8 415cid			101405	101404
	2000-02	6.8 415cid				101406
	2000-02	6.8 415cid	Has removable plug for EGR valve		101407	
	1983-87	6.9 420cid	Diesel Engine; W/ flange above pipe		101241	
	1983-87	6.9 420cid	Diesel Engine		101242	101243
	1988-96	7.3 445cid	Diesel Engine		101242	101243
	1988-89	7.3 445cid	Diesel Engine; W/ flange above pipe		101241	
1995-97	7.3 445cid	Diesel Engine; Turbocharged		101186	101178	
1998	7.3 445cid	Diesel Engine; Turbocharged		101186		
1998	7.3 445cid	Diesel Engine; Turbocharged; Through 1/11/1998			101178	
1999-02	7.3 445cid	Diesel Engine; Turbocharged		101186	101396	
1977-88	7.5 460cid			101026	101028	
1988-92	7.5 460cid	EFI; W/ E.G.R hole		101052		

● Exhaust Manifold/Catalytic Converter (one-piece assembly)

MODEL	YEAR	ENGINE	ADDITIONAL	EXHAUST MANIFOLD (Single)	LEFT EXHAUST MANIFOLD	RIGHT EXHAUST MANIFOLD
FORD TRUCK						
E-350 Econoline Club Wagon (Cont'd)	1988-92	7.5 460cid	EFI			101053
	1993	7.5 460cid	Before 2/1/1993; W/ E.G.R hole		101052	
	1993	7.5 460cid	D-Shaped Port; From 2/1/1993		101055	101056
	1993	7.5 460cid	Before 2/1/1993			101053
	1994-95	7.5 460cid	D-port W/ 3 holes inside each port		101055	101056
	1996	7.5 460cid				101053
	1996	7.5 460cid	W/ E.G.R hole		101052	
	1996	7.5 460cid	NOT for sale in Calif		101055	101056
E-350 Super Duty	2004-06	5.4 330cid			101286	101285
	2007	5.4 330cid				101285
	2008-11	5.4 330cid			101286	101285
	2004-11	6.8 415cid				101406
	2004-11	6.8 415cid	Has removable plug for EGR valve		101407	
E-450 Econoline Super	2003	7.3 445cid	Diesel Engine; Turbocharged			101396
E-450 Econoline Super Duty	2000-02	5.4 330cid			101286	101285
	2000-02	6.8 415cid				101406
	2000-02	6.8 415cid	Has removable plug for EGR valve		101407	
	2000-02	7.3 445cid	Diesel Engine; Turbocharged		101186	101396
E-450 Econoline Super Duty Stripped	2000-02	5.4 330cid			101286	101285
	2000-02	6.8 415cid				101406
	2000-02	6.8 415cid	Has removable plug for EGR valve		101407	
	2000-02	7.3 445cid	Diesel Engine; Turbocharged		101186	101396
E-450 Super Duty	2003	5.4 330cid			101286	101285
	2004	5.4 330cid				101285
	2006-11	5.4 330cid			101286	101285
	2003	6.8 415cid				101406
	2003	6.8 415cid	Has removable plug for EGR valve		101407	
	2003	7.3 445cid	Diesel Engine; Turbocharged		101186	101396
E-450 Super Duty Stripped Chassis	2003	5.4 330cid			101286	101285
	2003	6.8 415cid				101406
	2003	6.8 415cid	Has removable plug for EGR valve		101407	
	2003	7.3 445cid	Diesel Engine; Turbocharged		101186	101396
E-550 Econoline Super Duty	2002	6.8 415cid				101406
	2002	6.8 415cid	Has removable plug for EGR valve		101407	
	2002	7.3 445cid	Diesel Engine; Turbocharged		101186	101396
E-550 Super Duty	2003	6.8 415cid				101406
	2003	6.8 415cid	Has removable plug for EGR valve		101407	
	2003	7.3 445cid	Diesel Engine; Turbocharged		101186	101396
Econoline Super Duty	1997-98	5.4 330cid			101221	101204
	1999	6.8 415cid			101405	101404
	1996-97	7.3 445cid	Diesel Engine; Turbocharged		101186	101178

● Exhaust Manifold/Catalytic Converter (one-piece assembly)

MODEL	YEAR	ENGINE	ADDITIONAL	EXHAUST MANIFOLD (Single)	LEFT EXHAUST MANIFOLD	RIGHT EXHAUST MANIFOLD
FORD TRUCK						
Econoline Super Duty (Cont'd)	1998-99	7.3 445cid	Diesel Engine; Turbocharged		101186	101396
	1998	7.3 445cid	Diesel Engine; Turbocharged; Through 1/11/1998			101178
	1996	7.5 460cid			101317	101316
Escape	2001-07	3.0 183cid	NOT for sale in Calif; Transverse engine - Left = Front, Right = Rear		101383	101380
	2008	3.0 183cid	NOT for sale in Calif; Transverse engine - Left = Front, Right = Rear			101380
Excursion	2000-05	5.4 330cid			101286	101285
	2000-05	6.8 415cid				101406
	2000-05	6.8 415cid	Has removable plug for EGR valve		101407	
	2000-03	7.3 445cid	Diesel Engine; Turbocharged			101396
	2000-03	7.3 445cid	Diesel Engine		101402	
Expedition	1997-98	4.6 281cid				101157
	1997-98	4.6 281cid	W/o heat shield		101188	
	1999-02	4.6 281cid			101308	101175
	2003-04	4.6 281cid				101360
	1997-98	5.4 330cid			101177	101204
	1999-02	5.4 330cid			101199	101285
	2003-04	5.4 330cid			101199	101360
	2005-10	5.4 330cid			101420	101361
Explorer	2011	5.4 330cid				101361
	1991-97	4.0 245cid	OHV Eng.			101194
	1991-92	4.0 245cid	W/o EGR port		101191	
	1993-94	4.0 245cid	NOT for sale in Calif; W/o EGR		101191	
	1995-97	4.0 245cid			101189	
	1997-01	4.0 245cid	SOHC Eng.		101162	101158
	1998-00	4.0 245cid	OHV Eng.		101234	101235
	2002-10	4.0 245cid			101375	101370
	1996-98	5.0 302cid			101137	101136
	1998	5.0 302cid	Cast Iron; From 2/1/1998		101159	101206
Explorer Sport Trac	1999-01	5.0 302cid	Cast Iron		101159	101206
	2001	4.0 245cid	SOHC Eng.		101162	101158
	2002-05	4.0 245cid			101375	101370
F Super Duty	2007-10	4.0 245cid			101375	101370
	1990-93	7.3 445cid	Diesel Engine; W/ flange above pipe		101241	
	1990-93	7.3 445cid	Diesel Engine			101243
	1994	7.3 445cid	Diesel Engine; Indirect Injection; W/ flange above pipe		101241	
	1994	7.3 445cid	Diesel Engine; Turbocharged		101176	101178
	1994	7.3 445cid	Diesel Engine; Indirect Injection			101243
	1995-97	7.3 445cid	Diesel Engine; MFI; Turbocharged; DFI		101176	101178
1990-93	7.5 460cid	W/ E.G.R hole		101052		

● Exhaust Manifold/Catalytic Converter (one-piece assembly)

MODEL	YEAR	ENGINE	ADDITIONAL	EXHAUST MANIFOLD (Single)	LEFT EXHAUST MANIFOLD	RIGHT EXHAUST MANIFOLD
FORD TRUCK						
F Super Duty (Cont'd)	1990-92	7.5 460cid				101053
	1993-97	7.5 460cid	D-Shaped Port; From 2/1/1993		101055	101056
	1993	7.5 460cid			101317	101053
	1994-95	7.5 460cid			101317	
	1996-97	7.5 460cid			101317	101053
	1996-97	7.5 460cid	W/ E.G.R hole		101052	
F-100	1981-82	4.2 255cid				101023
	1981-82	4.2 255cid	W/o Oxygen sensor hole		101040	
	1975-80	4.9 300cid		101019		
	1981-83	4.9 300cid	NOT for sale in Calif	101019		
	1981-83	4.9 300cid	W/ Calif emissions	101024		
	1980-83	5.0 302cid				101023
	1980-82	5.0 302cid	W/o Oxygen sensor hole		101040	
	1983	5.0 302cid	For Use With Heat Riser		101025	
	1983	5.0 302cid	For Use Without Heat Riser; W/o Oxygen sensor hole		101040	
	1977-79	5.8 351cid	351M Eng.		101049	101022
	1981	5.8 351cid	351M Eng.		101049	101022
	1975-76	5.9 360cid	Dump Opening 2 in., Small		101059	
	1975-76	5.9 360cid	Dump Opening 2 in., Small; W/2 inch opening			101058
	1975-76	6.4 390cid	Dump Opening 2 in., Small		101059	
	1975-76	6.4 390cid	Dump Opening 2 in., Small; W/2 inch opening			101058
	1977-78	6.6 400cid			101049	101022
1979	6.6 400cid			101049		
F-100 Pickup	1965-74	3.9 240cid		101019		
	1965-74	4.9 300cid		101019		
	1965-67	5.8 352cid			101059	101314
	1965-67	5.8 352cid	W/ 2 inch opening			101058
	1968-74	5.9 360cid	Dump Opening 2 in., Small		101059	
	1968-74	5.9 360cid	Dump Opening 2 in., Small; W/2 inch opening			101058
	1968-74	6.4 390cid	Dump Opening 2 in., Small		101059	
	1968-74	6.4 390cid	Dump Opening 2 in., Small; W/2 inch opening			101058
F-150	1997-98	4.2 256cid			101187	101161
	1999-03	4.2 256cid			101281	101280
	2005-08	4.2 256cid			101281	101280
	1997-04	4.6 281cid	W/o heat shield		101188	
	1997-98	4.6 281cid				101157
	1999-03	4.6 281cid			101308	101175
	2004-05	4.6 281cid				101360
	2006	4.6 281cid	To 7/16/06			101360
	1975-80	4.9 300cid		101019		
	1981-83	4.9 300cid	NOT for sale in Calif	101019		

● Exhaust Manifold/Catalytic Converter (one-piece assembly)

MODEL	YEAR	ENGINE	ADDITIONAL	EXHAUST MANIFOLD (Single)	LEFT EXHAUST MANIFOLD	RIGHT EXHAUST MANIFOLD
FORD TRUCK						
F-150 (Cont'd)	1981-83	4.9 300cid	W/ Calif emissions	101024		
	1984-86	4.9 300cid		101024		
	1987-96	4.9 300cid	Two piece design; Transverse engine - Left = Front, Right = Rear		101048	101018
	1980-85	5.0 302cid				101023
	1980-82	5.0 302cid	W/o Oxygen sensor hole		101040	
	1983-87	5.0 302cid	For Use With Heat Riser		101025	
	1983-87	5.0 302cid	For Use Without Heat Riser; W/o Oxygen sensor hole; If Oxygen Sensor hole is needed, use 101039.		101040	
	1986-96	5.0 302cid				101031
	1988-96	5.0 302cid	W/o Oxygen sensor hole		101040	
	1996	5.0 302cid	W/ Oxygen sensor hole		101039	
	1997-98	5.4 330cid			101177	101204
	1999-03	5.4 330cid			101199	101285
	2004	5.4 330cid				101285
	2004	5.4 330cid	5 in 8th position of VIN		101420	101361
	2005-10	5.4 330cid			101420	101361
	1977-81	5.8 351cid	351M Eng.		101049	101022
	1980-82	5.8 351cid	351W Eng.; W/o Oxygen sensor hole; If Oxygen Sensor hole is needed, use 101039.		101040	
	1980-82	5.8 351cid	351W Eng.			101029
	1983	5.8 351cid	351W Eng.; Before 4/1983; W/o Oxygen sensor hole		101040	
	1983	5.8 351cid	351W Eng.; From 4/1983		101025	101029
	1983	5.8 351cid	351W Eng.; Before 4/1983			101029
	1984	5.8 351cid	351W Eng.		101025	101029
	1985	5.8 351cid	351W Eng.; Over 8500 GVW		101027	101029
	1985	5.8 351cid	351W Eng.; Under 8500 GVW		101025	101029
	1986-87	5.8 351cid	Over 8500 GVW		101027	101029
	1986-87	5.8 351cid	Under 8500 GVW		101025	101029
	1988-96	5.8 351cid	W/ 4 A.I.R. holes		101034	101035
	1988-96	5.8 351cid	W/o 4 A.I.R. holes		101036	101033
	1994-96	5.8 351cid	W/ 2 smog tube holes		101021	101020
	1975-76	5.9 360cid	Through serial number W00,000, 2 inch dump opening (small)		101059	
	1975-76	5.9 360cid	Through serial number W00,000, 2 inch dump opening (small); W/2 inch opening			101058
	1975-76	6.4 390cid	Through serial number W00,000, 2 inch dump opening (small)		101059	
1975-76	6.4 390cid	Through serial number W00,000, 2 inch dump opening (small); W/2 inch opening			101058	
1977-79	6.6 400cid			101049	101022	
1984	6.9 420cid	Diesel Engine; W/ flange above pipe		101241		

● Exhaust Manifold/Catalytic Converter (one-piece assembly)

MODEL	YEAR	ENGINE	ADDITIONAL	EXHAUST MANIFOLD (Single)	LEFT EXHAUST MANIFOLD	RIGHT EXHAUST MANIFOLD
FORD TRUCK						
F-150 (Cont'd)	1984	6.9 420cid	Diesel Engine			101243
	1975	7.5 460cid	From serial number W00,001		101026	101028
	1976-79	7.5 460cid			101026	101028
F-150 Heritage	2004	4.2 256cid			101281	101280
	2004	4.6 281cid			101308	101157
	2004	4.6 281cid	W/o heat shield		101188	
	2004	5.4 330cid			101199	101285
F-250	1997-98	4.6 281cid	Under 8500 GVW; W/o heat shield		101188	
	1997-98	4.6 281cid	Under 8500 GVW			101157
	1999	4.6 281cid			101308	101175
	1975-80	4.9 300cid		101019		
	1981-83	4.9 300cid	NOT for sale in Calif	101019		
	1981-83	4.9 300cid	W/ Calif emissions	101024		
	1984-86	4.9 300cid		101024		
	1987-96	4.9 300cid	Two piece design; Transverse engine - Left = Front, Right = Rear		101048	101018
	1980-85	5.0 302cid				101023
	1980-82	5.0 302cid	W/o Oxygen sensor hole		101040	
	1983-96	5.0 302cid	W/o Oxygen sensor hole; If Oxygen Sensor hole is needed, use 101039.		101040	
	1983-87	5.0 302cid	For Use With Heat Riser		101025	
	1986-95	5.0 302cid				101031
	1996	5.0 302cid	W/ Oxygen sensor hole; W/ Oxygen sensor hole		101039	
	1996	5.0 302cid	W/ Oxygen sensor hole			101031
	1997-98	5.4 330cid	Under 8500 GVW		101177	101204
	1999	5.4 330cid			101199	101285
	1977-81	5.8 351cid	351M Eng.		101049	101022
	1981-82	5.8 351cid	351W Eng.; W/o Oxygen sensor hole; If Oxygen Sensor hole is needed, use 101039.		101040	
	1981-82	5.8 351cid	351W Eng.			101029
	1983	5.8 351cid	351W Eng.; Before 4/1983; W/o Oxygen sensor hole		101040	
	1983	5.8 351cid	351W Eng.; From 4/1983		101025	101029
	1983	5.8 351cid	351W Eng.; Before 4/1983			101029
	1984	5.8 351cid	351W Eng.		101025	101029
	1985	5.8 351cid	351W Eng.; Over 8500 GVW		101027	101029
	1985	5.8 351cid	351W Eng.; Under 8500 GVW		101025	101029
	1986-87	5.8 351cid	Over 8500 GVW		101027	101029
	1986-87	5.8 351cid	Under 8500 GVW		101025	101029
	1988-97	5.8 351cid	Over 8500 GVW, W/ 4 A.I.R. holes		101034	101035
	1988-97	5.8 351cid	Over 8500 GVW, W/o 4 A.I.R. holes		101036	101033
	1988-96	5.8 351cid	Under 8500 GVW, W/ 4 A.I.R. holes		101034	101035

● Exhaust Manifold/Catalytic Converter (one-piece assembly)

MODEL	YEAR	ENGINE	ADDITIONAL	EXHAUST MANIFOLD (Single)	LEFT EXHAUST MANIFOLD	RIGHT EXHAUST MANIFOLD
FORD TRUCK						
F-250 (Cont'd)	1988-96	5.8 351cid	Under 8500 GVW, W/o 4 A.I.R. holes		101036	101033
	1994-96	5.8 351cid	Over 8500 GVW, W/one smog tube		101021	101020
	1994-96	5.8 351cid	Under 8500 GVW, W/one smog tube		101021	101020
	1997	5.8 351cid	Over 8500 GVW, W/ two smog tubes		101021	101020
	1975-76	5.9 360cid	Through serial number W00,000, 2 inch dump opening (small)		101059	
	1975-76	5.9 360cid	Through serial number W00,000, 2 inch dump opening (small); W/2 inch opening			101058
	1975-76	6.4 390cid	Through serial number W00,000, 2 inch dump opening (small)		101059	
	1975-76	6.4 390cid	Through serial number W00,000, 2 inch dump opening (small); W/2 inch opening			101058
	1977-82	6.6 400cid			101049	101022
	1983-87	6.9 420cid	Diesel Engine; W/ flange above pipe		101241	
	1983-87	6.9 420cid	Diesel Engine			101243
	1988-93	7.3 445cid	Diesel Engine; W/ flange above pipe		101241	
	1988-93	7.3 445cid	Diesel Engine			101243
	1994-96	7.3 445cid	Diesel Engine; MFI; Turbocharged; DFI		101176	101178
	1994	7.3 445cid	Diesel Engine; Indirect Injection; W/ flange above pipe		101241	
	1994	7.3 445cid	Diesel Engine; Indirect Injection			101243
	1997	7.3 445cid	Diesel Engine; MFI; Turbocharged; Over 8500 GVW		101176	101178
	1975	7.5 460cid	From serial number W00,001		101026	101028
	1976-79	7.5 460cid			101026	101028
	1983-87	7.5 460cid			101026	101028
	1988	7.5 460cid				101028
	1988	7.5 460cid	FI; From 2/1988; W/ E.G.R hole		101052	
	1988	7.5 460cid	FI; From 2/1988			101053
	1989-92	7.5 460cid				101053
	1989-92	7.5 460cid	W/ E.G.R hole		101052	
	1993	7.5 460cid	Before 2/1/1993; W/ E.G.R hole		101052	
	1993	7.5 460cid	D-Shaped Port; From 2/1/1993		101055	101056
	1993	7.5 460cid	Before 2/1/1993			101053
	1994-95	7.5 460cid			101055	101056
	1996	7.5 460cid	Extended Cab Pickup; NOT for sale in Calif		101055	101056
	1996	7.5 460cid	Extended Cab Pickup; W/ Calif emissions; W/ E.G.R hole		101052	
	1996	7.5 460cid	Standard Cab Pickup; NOT for sale in Calif		101055	101056
	1996	7.5 460cid	Standard Cab Pickup; W/ Calif emissions; W/ E.G.R hole		101052	
1996	7.5 460cid	Extended Cab Pickup; W/ Calif emissions			101053	
1996	7.5 460cid	Standard Cab Pickup; W/ Calif emissions			101053	
1997	7.5 460cid	NOT for sale in Calif; over 8500 GVW		101055	101056	

● Exhaust Manifold/Catalytic Converter (one-piece assembly)

MODEL	YEAR	ENGINE	ADDITIONAL	EXHAUST MANIFOLD (Single)	LEFT EXHAUST MANIFOLD	RIGHT EXHAUST MANIFOLD
FORD TRUCK						
F-250 (Cont'd)	1997	7.5 460cid	W/ Calif emissions; W/ E.G.R hole		101052	
	1997	7.5 460cid	W/ Calif emissions			101053
F-250 Pickup	1965-74	3.9 240cid		101019		
	1965-74	4.9 300cid		101019		
	1965-66	5.8 352cid			101059	101314
	1965-66	5.8 352cid	W/ 2 inch opening			101058
	1967	5.8 352cid				101314
	1968-74	5.9 360cid	Dump Opening 2 in., Small		101059	
	1968-74	5.9 360cid	Dump Opening 2 in., Small; W/2 inch opening			101058
	1968-74	6.4 390cid	Dump Opening 2 in., Small		101059	
	1968-74	6.4 390cid	Dump Opening 2 in., Small; W/2 inch opening			101058
F-250 Super Duty	1999	5.4 330cid			101199	101204
	2000-04	5.4 330cid			101286	101285
	2005-09	5.4 330cid			101362	101361
	2010	5.4 330cid			101362	
	1999	6.8 415cid			101405	101404
	2000-04	6.8 415cid				101406
	2000-04	6.8 415cid	Has removable plug for EGR valve		101407	
	1999-03	7.3 445cid	Diesel Engine; Turbocharged			101396
	2000-03	7.3 445cid	Diesel Engine		101402	
F-350	1975-83	4.9 300cid		101019		
	1984-86	4.9 300cid		101024		
	1987-96	4.9 300cid	Two piece design; Transverse engine - Left = Front, Right = Rear		101048	101018
	1980	5.0 302cid				101023
	1980	5.0 302cid	W/o Oxygen sensor hole		101040	
	1977-81	5.8 351cid	351M Eng.		101049	101022
	1981-82	5.8 351cid	351W Eng.; W/o Oxygen sensor hole		101040	
	1982	5.8 351cid	351W Eng.			101029
	1983	5.8 351cid	351W Eng.; Before 4/1983; W/o Oxygen sensor hole		101040	
	1983	5.8 351cid	351W Eng.; From 4/1983		101025	101029
	1983	5.8 351cid	351W Eng.; Before 4/1983			101029
	1984	5.8 351cid	351W Eng.; W/o A.I.R. holes, LH W/o heat control valve		101025	101029
	1985	5.8 351cid	351W Eng.; Over 8500 GVW		101027	101029
	1985	5.8 351cid	351W Eng.; Under 8500 GVW		101025	101029
	1986-87	5.8 351cid	Over 8500 GVW		101027	101029
	1986-87	5.8 351cid	Under 8500 GVW		101025	101029
	1988-97	5.8 351cid	Over 8500 GVW, W/ 4 A.I.R. holes		101034	101035
1988-97	5.8 351cid	Over 8500 GVW, W/o 4 A.I.R. holes		101036	101033	

● Exhaust Manifold/Catalytic Converter (one-piece assembly)

MODEL	YEAR	ENGINE	ADDITIONAL	EXHAUST MANIFOLD (Single)	LEFT EXHAUST MANIFOLD	RIGHT EXHAUST MANIFOLD
FORD TRUCK						
F-350 (Cont'd)	1988-96	5.8 351cid	Under 8500 GVW, W/ 4 A.I.R. holes		101034	101035
	1988-96	5.8 351cid	Under 8500 GVW, W/o 4 A.I.R. holes		101036	101033
	1994-96	5.8 351cid	Over 8500 GVW, W/one smog tube		101021	101020
	1994-96	5.8 351cid	Under 8500 GVW, W/one smog tube		101021	101020
	1997	5.8 351cid	Over 8500 GVW, W/ two smog tubes		101021	101020
	1975-76	5.9 360cid	Through serial number W00,000, 2 inch dump opening (small)		101059	
	1975-76	5.9 360cid	Through serial number W00,000, 2 inch dump opening (small); W/2 inch opening			101058
	1975-76	6.4 390cid	Through serial number W00,000, 2 inch dump opening (small)		101059	
	1975-76	6.4 390cid	Through serial number W00,000, 2 inch dump opening (small); W/2 inch opening			101058
	1977-82	6.6 400cid			101049	101022
	1983-87	6.9 420cid	Diesel Engine; W/ flange above pipe		101241	
	1983-87	6.9 420cid	Diesel Engine			101243
	1988-93	7.3 445cid	Diesel Engine; W/ flange above pipe		101241	
	1988-93	7.3 445cid	Diesel Engine			101243
	1994-97	7.3 445cid	Diesel Engine; MFI; Turbocharged; DFI		101176	101178
	1994	7.3 445cid	Diesel Engine; Indirect Injection; W/ flange above pipe		101241	
	1994	7.3 445cid	Diesel Engine; Indirect Injection			101243
	1975	7.5 460cid	From serial number W00,001		101026	101028
	1976-79	7.5 460cid			101026	101028
	1983-87	7.5 460cid			101026	101028
	1988	7.5 460cid				101028
	1988	7.5 460cid	FI; From 2/1988; W/ E.G.R hole		101052	
	1988	7.5 460cid	FI; From 2/1988			101053
	1989-92	7.5 460cid				101053
	1989-92	7.5 460cid	W/ E.G.R hole		101052	
	1993	7.5 460cid	Before 2/1/1993; W/ E.G.R hole		101052	
	1993	7.5 460cid	D-Shaped Port; From 2/1/1993		101055	101056
	1993	7.5 460cid	Before 2/1/1993			101053
	1994-95	7.5 460cid			101055	101056
	1996-97	7.5 460cid	NOT for sale in Calif; exc. fleet vehicles, D-port W/ 3 holes inside each port		101055	101056
	1996-97	7.5 460cid	W/ Calif emissions; W/ E.G.R hole		101052	
	1996-97	7.5 460cid	W/ Calif emissions			101053
	F-350 Pickup	1965-74	3.9 240cid		101019	
1965-74		4.9 300cid		101019		
1965-66		5.8 352cid			101059	101314
1965-66		5.8 352cid	W/ 2 inch opening			101058
1967		5.8 352cid				101314

● Exhaust Manifold/Catalytic Converter (one-piece assembly)

MODEL	YEAR	ENGINE	ADDITIONAL	EXHAUST MANIFOLD (Single)	LEFT EXHAUST MANIFOLD	RIGHT EXHAUST MANIFOLD
FORD TRUCK						
F-350 Pickup (Cont'd)	1968-74	5.9 360cid	Dump Opening 2 in., Small		101059	
	1968-74	5.9 360cid	Dump Opening 2 in., Small; W/2 inch opening			101058
	1968-74	6.4 390cid	Dump Opening 2 in., Small		101059	
	1968-74	6.4 390cid	Dump Opening 2 in., Small; W/2 inch opening			101058
F-350 Super Duty	1999	5.4 330cid				101204
	2000-04	5.4 330cid			101286	101285
	2005-09	5.4 330cid			101362	101361
	2010	5.4 330cid			101362	
	1999	6.8 415cid			101405	101404
	2000-04	6.8 415cid				101406
	2000-04	6.8 415cid	Has removable plug for EGR valve		101407	
	1999-03	7.3 445cid	Diesel Engine; Turbocharged			101396
F-450	1997	7.5 460cid			101317	101316
F-450 Super Duty	1999	6.8 415cid			101405	101404
	2000-03	6.8 415cid				101406
	2000-03	6.8 415cid	Has removable plug for EGR valve		101407	
	1999-03	7.3 445cid	Diesel Engine; Turbocharged			101396
	2000-03	7.3 445cid	Diesel Engine		101402	
F-550 Super Duty	1999	6.8 415cid			101405	101404
	2000-03	6.8 415cid				101406
	2000-03	6.8 415cid	Has removable plug for EGR valve		101407	
	1999-03	7.3 445cid	Diesel Engine; Turbocharged			101396
	2000-03	7.3 445cid	Diesel Engine		101402	
F53	1989-93	7.5 460cid	EFI; W/ E.G.R hole		101052	
	1989-93	7.5 460cid	EFI			101053
	1993-97	7.5 460cid	D-Shaped Port; From 2/1/1993		101055	101056
F59	1989-94	7.3 445cid	Diesel Engine			101243
	1994	7.3 445cid	Diesel Engine; MFI; Turbocharged; DFI		101176	
	1996	7.3 445cid	Diesel Engine; Turbocharged			101178
F600	1983-90	6.1 370cid	Center Dump, clamp-style pipe hookup		101044	101044
	1983-90	7.0 429cid	Center Dump, clamp-style pipe hookup		101044	101044
	1991-94	7.0 429cid			101134	101134
F700	1983-90	6.1 370cid	Center Dump, clamp-style pipe hookup		101044	101044
	1983-90	7.0 429cid	Center Dump, clamp-style pipe hookup		101044	101044
	1991-98	7.0 429cid			101134	101134
F800	1983-90	6.1 370cid	Center Dump, clamp-style pipe hookup		101044	101044
	1983-90	7.0 429cid	Center Dump, clamp-style pipe hookup		101044	101044
	1997-98	7.0 429cid			101134	101134

● Exhaust Manifold/Catalytic Converter (one-piece assembly)

MODEL	YEAR	ENGINE	ADDITIONAL	EXHAUST MANIFOLD (Single)	LEFT EXHAUST MANIFOLD	RIGHT EXHAUST MANIFOLD
FORD TRUCK						
M-400	1973	5.9 360cid	Dump Opening 2 in., Small		101059	
	1973	5.9 360cid	Dump Opening 2 in., Small; W/2 inch opening			101058
	1973	6.4 390cid	Dump Opening 2 in., Small		101059	
	1973	6.4 390cid	Dump Opening 2 in., Small; W/2 inch opening			101058
M-450	1974	5.9 360cid	Dump Opening 2 in., Small		101059	
	1974	5.9 360cid	Dump Opening 2 in., Small; W/2 inch opening			101058
P-350	1968-72	3.9 240cid		101019		
	1968-76	4.9 300cid		101019		
	1965-67	5.8 352cid				101314
Ranchero	1965-67	5.8 352cid				101314
	1975-79	5.8 351cid	351M Eng.		101049	
	1967	6.4 390cid				101314
	1975-78	6.6 400cid			101049	
	1970-72	7.0 429cid				101326
Ranger	1983	2.0 122cid	From 9/7/82	101037		
	1984-88	2.0 122cid		101037		
	1983	2.3 140cid	Gas Engine; 23mm hole; From 9/7/82	101037		
	1984-92	2.3 140cid	Gas Engine; 23mm hole	101037		
	1986-92	2.9 177cid			101054	101017
	1991-92	3.0 182cid			101209	101231
	1993	3.0 182cid			101209	
	1993	3.0 182cid	Before 4/5/1993			101231
	1993	3.0 182cid	From 4/5/1993			101169
	1994-96	3.0 182cid			101209	101169
	1997	3.0 182cid			101165	101207
	1998-00	3.0 182cid				101207
	2001-08	3.0 182cid				101227
	1990-97	4.0 245cid				101194
	1990-92	4.0 245cid	W/o EGR port			101191
	1993-94	4.0 245cid	NOT for sale in Calif; W/o EGR			101191
	1995-97	4.0 245cid	OHV Eng.			101189
1998-00	4.0 245cid	OHV Eng.			101234 101235	
2001-11	4.0 245cid				101375 101370	
Windstar	1995-97	3.0 182cid	Transverse engine - Left = Front, Right = Rear		101237	101193
	1998-00	3.0 182cid	Transverse engine - Left = Front, Right = Rear		101196	
	1995	3.8 232cid	Transverse engine - Left = Front, Right = Rear		101051	101050
	1999-03	3.8 232cid	Transverse engine - Left = Front, Right = Rear		101236	101205

• Exhaust Manifold/Catalytic Converter (one-piece assembly)

MODEL	YEAR	ENGINE	ADDITIONAL	EXHAUST MANIFOLD (Single)	LEFT EXHAUST MANIFOLD	RIGHT EXHAUST MANIFOLD
GEO						
Metro	1989-91	1.0 993cc	Naturally Aspirated	101082		
	1992-94	1.0 993cc		101082		
	1995-97	1.0 993cc	NOT for sale in Calif	101082		
	1995-97	1.3 1295cc		101324		
	1997	1.3 1295cc	W/ Calif emissions	101399●		
Prizm	1989-92	1.6 1587cc	W/ O2 sensor in manifold	101282		
	1989	1.6 1588cc	Except manifold with O2 sensor	101105		
	1990-92	1.6 1587cc	4AFE Eng; 6 VIN; option L01; except manifold with O2 sensor	101105		
	1993-95	1.6 1588cc	NOT for sale in Calif; W/O2 sensor in manifold	101282		
	1996-97	1.6 1588cc	W/ O2 sensor in manifold	101282		
	1993-95	1.8 1788cc	NOT for sale in Calif; W/O2 sensor in manifold	101282		
	1993-95	1.8 1788cc	NOT for sale in Calif; except manifold with O2 sensor	101105		
	1996-97	1.8 1788cc	Except manifold with O2 sensor	101105		
Spectrum	1989	1.5 1471cc	Naturally Aspirated	101103		
	1990	1.6 1588cc	SOHC Eng.; NOT for sale in Calif	101104		
Storm	1990	1.6 1588cc	SOHC Eng.; NOT for sale in Calif	101104		
	1991-93	1.6 1588cc	SOHC Eng.	101104		
GEO TRUCK						
Tracker	1989-93	1.6 1588cc		101184		
	1994-95	1.6 1588cc	NOT for sale in Calif	101184		
GMC						
1000 Series	1965	3.8 230cid		101140		
1500 Series	1965	3.8 230cid		101140		
2500 Series	1965	3.8 230cid		101140		
B6000	1983-87	5.7 350cid	Horn Style, Center Dump; W/ 4 A.I.R holes plugged; School Bus		101060	101060
	1983-87	5.7 350cid	With Heat Stove			101081
	1988-90	5.7 350cid	Horn Style, Center Dump, W/ NC7 emissions override option; W/ 4 A.I.R holes plugged; School Bus		101060	101060
	1983-90	6.0 366cid	School Bus		101073	101072
	1991	6.0 366cid	School Bus		101074	101075
	1983-85	7.0 427cid	School Bus		101073	101072
B7	1995-98	6.0 366cid	School Bus		101074	101075
	1995-98	7.0 427cid	School Bus		101074	101075
C15	1975-76	4.1 250cid	W/o integrated intake manifold	101140		
	1975-76	4.8 292cid		101140		
	1976-78	5.0 305cid	W/ 4 A.I.R holes plugged		101080	
	1976-78	5.0 305cid	W/ Heat shield			101084
	1975-77	5.7 350cid	W/ Heat shield			101084
	1975	5.7 350cid	W/o straight male dump		101083	

● Exhaust Manifold/Catalytic Converter (one-piece assembly)

MODEL	YEAR	ENGINE	ADDITIONAL	EXHAUST MANIFOLD (Single)	LEFT EXHAUST MANIFOLD	RIGHT EXHAUST MANIFOLD
GMC						
C15 (Cont'd)	1976-77	5.7 350cid	W/ 4 A.I.R holes plugged		101080	
	1978	5.7 350cid	Gas Engine; W/ 4 A.I.R holes plugged		101080	
	1978	5.7 350cid	Gas Engine; W/ Heat shield			101084
	1976	6.6 400cid	W/ 4 A.I.R holes plugged		101080	
	1976	6.6 400cid	W/ Heat shield			101084
	1978	6.6 400cid	W/ 4 A.I.R holes plugged		101080	
	1978	6.6 400cid	W/ Heat shield			101084
	1975-78	7.4 454cid	W/ Oxygen sensor hole		101069	
	1975-78	7.4 454cid	W/o heat shield			101065
C15 Suburban	1975-76	4.1 250cid	W/o integrated intake manifold	101140		
	1976-78	5.0 305cid	W/ 4 A.I.R holes plugged		101080	
	1976-78	5.0 305cid	W/ Heat shield			101084
	1975-77	5.7 350cid	W/ Heat shield			101084
	1975	5.7 350cid	W/o straight male dump		101083	
	1976-77	5.7 350cid	W/ 4 A.I.R holes plugged		101080	
	1978	5.7 350cid	Gas Engine; W/ 4 A.I.R holes plugged		101080	
	1978	5.7 350cid	Gas Engine; W/ Heat shield			101084
	1975-78	7.4 454cid	W/ Oxygen sensor hole		101069	
1975-78	7.4 454cid	W/o heat shield			101065	
C15/C1500	1968-69	6.5 396cid	W/ Oxygen sensor hole		101069	
	1968-69	6.5 396cid	W/o heat shield			101065
	1970-72	6.6 402cid	W/ Oxygen sensor hole		101069	
	1970-72	6.6 402cid	W/o heat shield			101065
	1973-74	7.4 454cid	W/o heat shield			101065
C15/C1500 Pickup	1966-74	4.1 250cid		101140		
	1967	4.6 283cid	Rams Horn Style, Center Dump		101067	101068
	1966-71	4.8 292cid		101140		
	1973-74	4.8 292cid		101140		
	1968-72	5.0 307cid			101067	101068
	1969-72	5.0 307cid	Rams Horn Style, Center Dump; W/ 4 A.I.R holes plugged		101060	101060
	1973	5.0 307cid	W/o straight male dump		101083	
	1973	5.0 307cid	W/ Heat shield			101084
	1967	5.3 327cid	Rams Horn Style, Center Dump		101067	101068
	1968	5.4 327cid	Rams Horn Style, Center Dump		101067	101068
	1969-71	5.7 350cid	E in 3rd position of VIN		101067	101068
	1971	5.7 350cid	A in 3rd position of VIN		101067	101068
	1971	5.7 350cid	B in 3rd position of VIN		101067	101068
	1972	5.7 350cid			101067	101068
	1973-74	5.7 350cid	W/o straight male dump		101083	
1973-74	5.7 350cid	W/ Heat shield			101084	

● Exhaust Manifold/Catalytic Converter (one-piece assembly)

MODEL	YEAR	ENGINE	ADDITIONAL	EXHAUST MANIFOLD (Single)	LEFT EXHAUST MANIFOLD	RIGHT EXHAUST MANIFOLD
GMC						
C15/C1500 Pickup (Cont'd)	1968-69	6.5 396cid			101325	
	1973-74	7.4 454cid	W/ Oxygen sensor hole		101069	
C15/C1500 Suburban	1968-74	4.1 250cid		101140		
	1968-71	4.8 292cid		101140		
	1973-74	4.8 292cid		101140		
	1968-72	5.0 307cid			101067	101068
	1969-72	5.0 307cid	Rams Horn Style, Center Dump; W/ 4 A.I.R holes plugged		101060	101060
	1973	5.0 307cid	W/o straight male dump		101083	
	1973	5.0 307cid	W/ Heat shield			101084
	1968	5.4 327cid	Rams Horn Style, Center Dump		101067	101068
	1969-72	5.7 350cid			101067	101068
	1973-74	5.7 350cid	W/o straight male dump		101083	
	1973-74	5.7 350cid	W/ Heat shield			101084
	1968-69	6.5 396cid			101325	
	1968-69	6.5 396cid	W/ Oxygen sensor hole		101069	
	1968-69	6.5 396cid	W/o heat shield			101065
	1970-72	6.6 402cid	W/ Oxygen sensor hole		101069	
	1970-72	6.6 402cid	W/o heat shield			101065
	1973-74	7.4 454cid	W/ Oxygen sensor hole		101069	
1973-74	7.4 454cid	W/o heat shield			101065	
C1500	1979-84	4.1 250cid		101147		
	1988-95	4.3 262cid			101091	101090
	1996-98	4.3 262cid			101093	101092
	1979-80	5.0 305cid	W/ 4 A.I.R holes plugged		101080	
	1979-80	5.0 305cid	W/ Heat shield			101084
	1981-84	5.0 305cid	Three bolt flange; W/ 4 A.I.R holes plugged			101098
	1983-86	5.0 305cid	With Heat Stove			101081
	1983-84	5.0 305cid			101245	
	1985-86	5.0 305cid	W/ 4 A.I.R holes plugged			101098
	1985-86	5.0 305cid	W/ E.G.R hole plugged			101099
	1988-95	5.0 305cid				101063
	1988-95	5.0 305cid	W/ Heat shield		101064	
	1996-99	5.0 305cid			101095	101094
	1979-80	5.7 350cid	Gas Engine; W/ 4 A.I.R holes plugged		101080	
	1979-80	5.7 350cid	Gas Engine; W/ Heat shield			101084
	1981-82	5.7 350cid	L in 8th position of VIN; W/ Heat shield			101084
	1981	5.7 350cid	L in 8th position of VIN; W/ 4 A.I.R holes plugged		101080	101098
	1981	5.7 350cid	M in 8th position of VIN; W/ 4 A.I.R holes plugged		101080	
	1981	5.7 350cid	M in 8th position of VIN; W/ Heat shield			101084
1982	5.7 350cid	L in 8th position of VIN; W/ 4 A.I.R holes plugged			101098	

● Exhaust Manifold/Catalytic Converter (one-piece assembly)

MODEL	YEAR	ENGINE	ADDITIONAL	EXHAUST MANIFOLD (Single)	LEFT EXHAUST MANIFOLD	RIGHT EXHAUST MANIFOLD
GMC						
C1500 (Cont'd)	1983-86	5.7 350cid	With Heat Stove			101081
	1983-84	5.7 350cid			101245	
	1983-84	5.7 350cid	W/ 4 A.I.R holes plugged			101098
	1985-86	5.7 350cid	M in 8th position of VIN; Cast Iron		101245	
	1985-86	5.7 350cid	Cast Iron; W/ 4 A.I.R holes plugged			101098
	1985-86	5.7 350cid	L in 8th position of VIN; W/ E.G.R hole plugged			101099
	1985-86	5.7 350cid	M in 8th position of VIN; Stainless Steel Tubular		101267	101266
	1988-95	5.7 350cid				101063
	1988-95	5.7 350cid	W/ Heat shield		101064	
	1996-97	5.7 350cid			101095	101094
	1998-99	5.7 350cid	W/o A.I.R.		101095	101094
	1998-99	5.7 350cid	W/ A.I.R.		101294	101293
	1988-93	6.2 379cid	Diesel Engine; Naturally Aspirated		101333	
	1994-97	6.5 395cid	Diesel Engine; Turbocharged		101333	101332
	1994-95	6.5 395cid	Diesel Engine; Naturally Aspirated		101333	101332
	1979-80	6.6 400cid	W/ 4 A.I.R holes plugged		101080	
	1979-80	6.6 400cid	W/ Heat shield			101084
	1979-80	7.4 454cid	W/ Oxygen sensor hole		101069	
	1979-80	7.4 454cid	W/o heat shield			101065
C1500 Suburban	1979-80	4.1 250cid		101147		
	1979-80	5.0 305cid	W/ 4 A.I.R holes plugged		101080	
	1979-80	5.0 305cid	W/ Heat shield			101084
	1981-84	5.0 305cid	Three bolt flange; W/ 4 A.I.R holes plugged			101098
	1983-86	5.0 305cid	With Heat Stove			101081
	1983-84	5.0 305cid			101245	
	1985-86	5.0 305cid	W/ 4 A.I.R holes plugged			101098
	1985-86	5.0 305cid	W/ E.G.R hole plugged			101099
	1979-80	5.7 350cid	Gas Engine; W/ 4 A.I.R holes plugged		101080	
	1979-80	5.7 350cid	Gas Engine; W/ Heat shield			101084
	1981-82	5.7 350cid	L in 8th position of VIN; W/ Heat shield			101084
	1981	5.7 350cid	L in 8th position of VIN; W/ 4 A.I.R holes plugged		101080	101098
	1981	5.7 350cid	M in 8th position of VIN; W/ 4 A.I.R holes plugged		101080	
	1981	5.7 350cid	M in 8th position of VIN; W/ Heat shield			101084
	1982	5.7 350cid	L in 8th position of VIN; W/ 4 A.I.R holes plugged			101098
	1983-86	5.7 350cid	With Heat Stove			101081
	1983-84	5.7 350cid			101245	
	1983-84	5.7 350cid	W/ 4 A.I.R holes plugged			101098
	1985-86	5.7 350cid	Cast Iron		101245	
	1985-86	5.7 350cid	Cast Iron; W/ 4 A.I.R holes plugged			101098
	1985-86	5.7 350cid	L in 8th position of VIN; W/ E.G.R hole plugged			101099
	1985-86	5.7 350cid	M in 8th position of VIN; Stainless Steel Tubular		101267	101266

● Exhaust Manifold/Catalytic Converter (one-piece assembly)

MODEL	YEAR	ENGINE	ADDITIONAL	EXHAUST MANIFOLD (Single)	LEFT EXHAUST MANIFOLD	RIGHT EXHAUST MANIFOLD
GMC						
C1500 Suburban (Cont'd)	1992-95	5.7 350cid				101063
	1992-95	5.7 350cid	W/ Heat shield		101064	
	1996-97	5.7 350cid			101095	101094
	1998-99	5.7 350cid	W/o A.I.R.		101095	101094
	1998-99	5.7 350cid	W/ A.I.R.		101294	101293
	1995-99	6.5 395cid	Diesel Engine; Turbocharged		101333	101332
	1979-80	7.4 454cid	W/ Oxygen sensor hole		101069	
	1979-80	7.4 454cid	W/o heat shield			101065
C25	1975	4.1 250cid	W/o integrated intake manifold	101140		
	1975-76	4.8 292cid		101140		
	1977-78	4.8 292cid	W/o integrated intake manifold	101149		
	1977-78	5.0 305cid	W/ 4 A.I.R holes plugged		101080	
	1977-78	5.0 305cid	W/ Heat shield			101084
	1975-77	5.7 350cid	W/ Heat shield			101084
	1975	5.7 350cid	W/o straight male dump		101083	
	1976-77	5.7 350cid	W/ 4 A.I.R holes plugged		101080	
	1978	5.7 350cid	Gas Engine; W/ 4 A.I.R holes plugged		101080	
	1978	5.7 350cid	Gas Engine; W/ Heat shield			101084
	1976-78	6.6 400cid	W/ 4 A.I.R holes plugged		101080	
	1976-78	6.6 400cid	W/ Heat shield			101084
	1975-78	7.4 454cid	W/ Oxygen sensor hole		101069	
	1975-78	7.4 454cid	W/o heat shield			101065
C25 Suburban	1975-76	4.8 292cid		101140		
	1977-78	4.8 292cid	W/o integrated intake manifold	101149		
	1977-78	5.0 305cid	W/ 4 A.I.R holes plugged		101080	
	1977-78	5.0 305cid	W/ Heat shield			101084
	1975-77	5.7 350cid	W/ Heat shield			101084
	1975	5.7 350cid	W/o straight male dump		101083	
	1976-77	5.7 350cid	W/ 4 A.I.R holes plugged		101080	
	1978	5.7 350cid	Gas Engine; W/ 4 A.I.R holes plugged		101080	
	1978	5.7 350cid	Gas Engine; W/ Heat shield			101084
	1978	6.6 400cid	W/ 4 A.I.R holes plugged		101080	
	1978	6.6 400cid	W/ Heat shield			101084
	1975-78	7.4 454cid	W/ Oxygen sensor hole		101069	
	1975-78	7.4 454cid	W/o heat shield			101065
C25/C2500	1968-69	6.5 396cid	W/ Oxygen sensor hole		101069	
	1968-69	6.5 396cid	W/o heat shield			101065
	1970-71	6.6 402cid	W/ Oxygen sensor hole		101069	
	1970-71	6.6 402cid	W/o heat shield			101065
	1973-74	7.4 454cid	W/o heat shield			101065

● Exhaust Manifold/Catalytic Converter (one-piece assembly)

MODEL	YEAR	ENGINE	ADDITIONAL	EXHAUST MANIFOLD (Single)	LEFT EXHAUST MANIFOLD	RIGHT EXHAUST MANIFOLD
GMC						
C25/C2500 Pickup	1966-74	4.1 250cid		101140		
	1967	4.6 283cid	Rams Horn Style, Center Dump		101067	101068
	1966-74	4.8 292cid		101140		
	1968-72	5.0 307cid			101067	101068
	1969-72	5.0 307cid	Rams Horn Style, Center Dump; W/ 4 A.I.R holes plugged		101060	101060
	1973	5.0 307cid	W/o straight male dump		101083	
	1973	5.0 307cid	W/ Heat shield			101084
	1967	5.3 327cid	Rams Horn Style, Center Dump		101067	101068
	1968	5.4 327cid	Rams Horn Style, Center Dump		101067	101068
	1969-72	5.7 350cid			101067	101068
	1973-74	5.7 350cid	W/o straight male dump		101083	
	1973-74	5.7 350cid	W/ Heat shield			101084
	1968-69	6.5 396cid			101325	
	1973-74	7.4 454cid	W/ Oxygen sensor hole		101069	
	C25/C2500 Suburban	1968-74	4.1 250cid		101140	
1968-74		4.8 292cid		101140		
1968-72		5.0 307cid			101067	101068
1969-72		5.0 307cid	Rams Horn Style, Center Dump; W/ 4 A.I.R holes plugged		101060	101060
1973		5.0 307cid	W/o straight male dump		101083	
1973		5.0 307cid	W/ Heat shield			101084
1968		5.4 327cid	Rams Horn Style, Center Dump		101067	101068
1969-72		5.7 350cid			101067	101068
1974		5.7 350cid	W/o straight male dump		101083	
1974		5.7 350cid	W/ Heat shield			101084
1968-69		6.5 396cid			101325	
1968-69		6.5 396cid	W/ Oxygen sensor hole		101069	
1968-69		6.5 396cid	W/o heat shield			101065
1970-72		6.6 402cid	W/ Oxygen sensor hole		101069	
1970-72		6.6 402cid	W/o heat shield			101065
1973-74		7.4 454cid	W/ Oxygen sensor hole		101069	
1973-74		7.4 454cid	W/o heat shield			101065
C2500	1979-84	4.1 250cid		101147		
	1988-95	4.3 262cid			101091	101090
	1979-85	4.8 292cid	W/o integrated intake manifold	101149		
	1979-80	5.0 305cid	W/ 4 A.I.R holes plugged		101080	
	1979-80	5.0 305cid	W/ Heat shield			101084
	1981-84	5.0 305cid	Three bolt flange; W/ 4 A.I.R holes plugged			101098
	1983-86	5.0 305cid	With Heat Stove			101081
	1983-84	5.0 305cid			101245	

• Exhaust Manifold/Catalytic Converter (one-piece assembly)

MODEL	YEAR	ENGINE	ADDITIONAL	EXHAUST MANIFOLD (Single)	LEFT EXHAUST MANIFOLD	RIGHT EXHAUST MANIFOLD
GMC						
C2500 (Cont'd)	1985-86	5.0 305cid	W/ 4 A.I.R holes plugged			101098
	1985-86	5.0 305cid	W/ E.G.R hole plugged			101099
	1988-95	5.0 305cid				101063
	1988-95	5.0 305cid	W/ Heat shield		101064	
	1996-98	5.0 305cid			101095	101094
	1979-80	5.7 350cid	Gas Engine; W/ 4 A.I.R holes plugged		101080	
	1979-80	5.7 350cid	Gas Engine; W/ Heat shield			101084
	1981-82	5.7 350cid	L in 8th position of VIN; W/ 4 A.I.R holes plugged		101080	101098
	1981-82	5.7 350cid	M in 8th position of VIN; W/ 4 A.I.R holes plugged		101080	
	1981-82	5.7 350cid	L in 8th position of VIN; W/ Heat shield			101084
	1981-82	5.7 350cid	M in 8th position of VIN; W/ Heat shield			101084
	1983-86	5.7 350cid	With Heat Stove			101081
	1983-84	5.7 350cid			101245	
	1983-84	5.7 350cid	W/ 4 A.I.R holes plugged			101098
	1985-86	5.7 350cid	M in 8th position of VIN; Cast Iron		101245	
	1985-86	5.7 350cid	Cast Iron; W/ 4 A.I.R holes plugged			101098
	1985-86	5.7 350cid	L in 8th position of VIN; W/ E.G.R hole plugged			101099
	1985-86	5.7 350cid	M in 8th position of VIN; Stainless Steel Tubular		101267	101266
	1988-95	5.7 350cid				101063
	1988-95	5.7 350cid	W/ Heat shield		101064	
	1996-97	5.7 350cid			101095	101094
	1998-00	5.7 350cid	W/ A.I.R.		101294	101293
	1998-99	5.7 350cid	W/o A.I.R.		101095	101094
	2000	5.7 350cid			101095	101094
	1988-93	6.2 379cid	Diesel Engine; Naturally Aspirated		101333	
	1992-00	6.5 395cid	Diesel Engine; Turbocharged		101333	101332
	1994	6.5 395cid	Diesel Engine; Naturally Aspirated		101333	101332
	1979	6.6 400cid	W/ 4 A.I.R holes plugged		101080	
	1979	6.6 400cid	W/ Heat shield			101084
	1979-86	7.4 454cid	W/ Oxygen sensor hole		101069	
	1979-86	7.4 454cid	W/o heat shield			101065
	1985-86	7.4 454cid				101327
	1985-86	7.4 454cid	W/ Heat shield			101071
	1991-95	7.4 454cid			101130	
1991-95	7.4 454cid	W/ Heat shield			101132	
1996-00	7.4 454cid			101179	101197	
C2500 Suburban	1979-82	4.8 292cid	W/o integrated intake manifold	101149		
	1984	4.8 292cid	W/o integrated intake manifold	101149		
	1982-84	5.0 305cid	Three bolt flange; W/ 4 A.I.R holes plugged			101098
	1983-86	5.0 305cid	With Heat Stove			101081
	1983-84	5.0 305cid			101245	

● Exhaust Manifold/Catalytic Converter (one-piece assembly)

MODEL	YEAR	ENGINE	ADDITIONAL	EXHAUST MANIFOLD (Single)	LEFT EXHAUST MANIFOLD	RIGHT EXHAUST MANIFOLD
GMC						
C2500 Suburban (Cont'd)	1985-86	5.0 305cid	W/ 4 A.I.R holes plugged			101098
	1985-86	5.0 305cid	W/ E.G.R hole plugged			101099
	1979-80	5.7 350cid	Gas Engine; W/ 4 A.I.R holes plugged		101080	
	1979-80	5.7 350cid	Gas Engine; W/ Heat shield			101084
	1981-82	5.7 350cid	L in 8th position of VIN; W/ 4 A.I.R holes plugged		101080	101098
	1981-82	5.7 350cid	M in 8th position of VIN; W/ 4 A.I.R holes plugged		101080	
	1981-82	5.7 350cid	L in 8th position of VIN; W/ Heat shield			101084
	1981-82	5.7 350cid	M in 8th position of VIN; W/ Heat shield			101084
	1983-86	5.7 350cid	With Heat Stove			101081
	1983-84	5.7 350cid			101245	
	1983-84	5.7 350cid	W/ 4 A.I.R holes plugged			101098
	1985-86	5.7 350cid	Cast Iron		101245	
	1985-86	5.7 350cid	Cast Iron; W/ 4 A.I.R holes plugged			101098
	1985-86	5.7 350cid	L in 8th position of VIN; W/ E.G.R hole plugged			101099
	1985-86	5.7 350cid	M in 8th position of VIN; Stainless Steel Tubular		101267	101266
	1992-95	5.7 350cid				101063
	1992-95	5.7 350cid	W/ Heat shield		101064	
	1996-97	5.7 350cid			101095	101094
	1998-99	5.7 350cid	W/o A.I.R.		101095	101094
	1998-99	5.7 350cid	W/ A.I.R.		101294	101293
	1994-99	6.5 395cid	Diesel Engine; Turbocharged		101333	101332
	1980	6.6 400cid	W/ 4 A.I.R holes plugged		101080	
	1980	6.6 400cid	W/ Heat shield			101084
	1979-86	7.4 454cid	W/ Oxygen sensor hole		101069	
	1979-86	7.4 454cid	W/o heat shield			101065
	1985-86	7.4 454cid				101327
	1985-86	7.4 454cid	W/ Heat shield			101071
	1992-95	7.4 454cid			101130	
	1992-95	7.4 454cid	W/ Heat shield			101132
	1996-99	7.4 454cid			101179	101197
C35	1975	4.1 250cid	W/o integrated intake manifold	101140		
	1975-76	4.8 292cid		101140		
	1978	5.0 305cid	W/ 4 A.I.R holes plugged		101080	
	1978	5.0 305cid	W/ Heat shield			101084
	1975-77	5.7 350cid	W/ Heat shield			101084
	1975	5.7 350cid	W/o straight male dump		101083	
	1976-77	5.7 350cid	W/ 4 A.I.R holes plugged		101080	
	1978	5.7 350cid	Gas Engine; W/ 4 A.I.R holes plugged		101080	
	1978	5.7 350cid	Gas Engine; W/ Heat shield			101084
	1976-78	6.6 400cid	W/ 4 A.I.R holes plugged		101080	
	1976-78	6.6 400cid	W/ Heat shield			101084

● Exhaust Manifold/Catalytic Converter (one-piece assembly)

MODEL	YEAR	ENGINE	ADDITIONAL	EXHAUST MANIFOLD (Single)	LEFT EXHAUST MANIFOLD	RIGHT EXHAUST MANIFOLD
GMC						
C35 (Cont'd)	1975-78	7.4 454cid	W/ Oxygen sensor hole		101069	
	1975-78	7.4 454cid	W/o heat shield			101065
C35/C3500 Pickup	1967-74	4.1 250cid		101140		
	1967	4.6 283cid	Rams Horn Style, Center Dump		101067	101068
	1967-74	4.8 292cid		101140		
	1968-72	5.0 307cid			101067	101068
	1969-72	5.0 307cid	Rams Horn Style, Center Dump; W/ 4 A.I.R holes plugged		101060	101060
	1973	5.0 307cid	W/o straight male dump		101083	
	1973	5.0 307cid	W/ Heat shield			101084
	1967	5.3 327cid	Rams Horn Style, Center Dump		101067	101068
	1968	5.4 327cid	Rams Horn Style, Center Dump		101067	101068
	1969-72	5.7 350cid			101067	101068
	1973-74	5.7 350cid	W/o straight male dump		101083	
	1973-74	5.7 350cid	W/ Heat shield			101084
	1968-69	6.5 396cid			101325	
	1968-69	6.5 396cid	W/ Oxygen sensor hole		101069	
	1968-69	6.5 396cid	W/o heat shield			101065
	1970-71	6.6 402cid	W/ Oxygen sensor hole		101069	
	1970-71	6.6 402cid	W/o heat shield			101065
	1973-74	7.4 454cid	W/ Oxygen sensor hole		101069	
	1973-74	7.4 454cid	W/o heat shield			101065
C3500	1979-80	4.1 250cid		101147		
	1986	5.0 305cid	W/ 4 A.I.R holes plugged			101098
	1986	5.0 305cid	W/ E.G.R hole plugged			101099
	1986	5.0 305cid	With Heat Stove			101081
	1979-80	5.7 350cid	Gas Engine; W/ 4 A.I.R holes plugged		101080	
	1979-80	5.7 350cid	Gas Engine; W/ Heat shield			101084
	1981-82	5.7 350cid	M in 8th position of VIN; W/ 4 A.I.R holes plugged		101080	
	1981-82	5.7 350cid	M in 8th position of VIN; W/ Heat shield			101084
	1983-86	5.7 350cid	With Heat Stove			101081
	1983-84	5.7 350cid			101245	
	1983-84	5.7 350cid	W/ 4 A.I.R holes plugged			101098
	1985-86	5.7 350cid	M in 8th position OF VIN; Cast Iron		101245	
	1985-86	5.7 350cid	M in 8th position of VIN; Cast Iron; W/4 A.I.R holes plugged			101098
	1985-86	5.7 350cid	M in 8th position of VIN; Stainless Steel Tubular		101267	101266
	1988-95	5.7 350cid				101063
	1988-95	5.7 350cid	W/ Heat shield		101064	
	1996-97	5.7 350cid			101095	101094
	1998-00	5.7 350cid	W/ A.I.R.		101294	101293
	1998-99	5.7 350cid	W/o A.I.R.		101095	101094

● Exhaust Manifold/Catalytic Converter (one-piece assembly)

MODEL	YEAR	ENGINE	ADDITIONAL	EXHAUST MANIFOLD (Single)	LEFT EXHAUST MANIFOLD	RIGHT EXHAUST MANIFOLD
GMC						
C3500 (Cont'd)	2000	5.7 350cid			101095	101094
	1988-93	6.2 379cid	Diesel Engine; Naturally Aspirated		101333	
	1992-02	6.5 395cid	Diesel Engine; Turbocharged		101333	101332
	1979	6.6 400cid	W/ 4 A.I.R holes plugged		101080	
	1979	6.6 400cid	W/ Heat shield			101084
	1979-86	7.4 454cid	W/ Oxygen sensor hole		101069	
	1979-86	7.4 454cid	W/o heat shield			101065
	1985-86	7.4 454cid				101327
	1985-86	7.4 454cid	W/ Heat shield			101071
	1988-95	7.4 454cid	W/ Heat shield			101132
	1988-89	7.4 454cid			101130	101327
	1990-95	7.4 454cid			101130	
	1996-00	7.4 454cid			101179	101197
C5000	1980-87	5.7 350cid	Horn Style, Center Dump; W/ 4 A.I.R holes plugged		101060	101060
	1983-87	5.7 350cid	With Heat Stove			101081
	1988-90	5.7 350cid	Horn Style, Center Dump, W/ NC7 emissions override option; W/ 4 A.I.R holes plugged		101060	101060
C5000 Topkick	1990	6.0 366cid			101073	101072
	1991	6.0 366cid			101074	101075
C6000	1980-87	5.7 350cid	Horn Style, Center Dump; W/ 4 A.I.R holes plugged		101060	101060
	1983-87	5.7 350cid	With Heat Stove			101081
	1988-90	5.7 350cid	Horn Style, Center Dump, W/ NC7 emissions override option; W/ 4 A.I.R holes plugged		101060	101060
	1980-90	6.0 366cid			101073	101072
	1990	7.0 427cid			101073	101072
C6000 Topkick	1990	6.0 366cid			101073	101072
	1991-96	6.0 366cid			101074	101075
	1990	7.0 427cid			101073	101072
	1991-96	7.0 427cid			101074	101075
C6500 Topkick	1997-98	6.0 366cid			101074	101075
	1997-98	7.0 427cid			101074	101075
C7000	1980-90	6.0 366cid			101073	101072
	1980-90	7.0 427cid			101073	101072
C7000 Topkick	1990	6.0 366cid			101073	101072
	1991-96	6.0 366cid			101074	101075
	1990	7.0 427cid			101073	101072
	1991-96	7.0 427cid			101074	101075
C7500 Topkick	1997-98	6.0 366cid			101074	101075
	1997-98	7.0 427cid			101074	101075

• Exhaust Manifold/Catalytic Converter (one-piece assembly)

MODEL	YEAR	ENGINE	ADDITIONAL	EXHAUST MANIFOLD (Single)	LEFT EXHAUST MANIFOLD	RIGHT EXHAUST MANIFOLD
GMC						
Caballero	1980-82	4.4 267cid			101246	
	1980-86	5.0 305cid			101246	
	1980-86	5.0 305cid	W/ 2 stud dump flange			101156
	1983-87	5.0 305cid	With Heat Stove			101081
	1978	5.7 350cid	W/ 4 A.I.R holes plugged		101080	
	1983-84	5.7 350cid	With Heat Stove			101081
Envoy	2002-05	4.2 256cid		101403		
	2008-09	4.2 256cid		101466		
	2004-06	5.3 325cid				101408
G15	1977-78	5.0 305cid	W/ 4 A.I.R holes plugged		101080	
	1975	5.7 350cid	W/o straight male dump		101083	
	1976-78	5.7 350cid	W/ 4 A.I.R holes plugged		101080	
G15/G1500 Van	1973	5.0 307cid	W/o straight male dump		101083	
	1971-72	5.7 350cid			101067	101068
	1973-74	5.7 350cid	W/o straight male dump		101083	
G1500	1987-94	4.3 262cid			101233	
	1995	4.3 262cid			101091	101090
	1979-86	5.0 305cid	W/ 4 A.I.R holes plugged		101080	
	1983-87	5.0 305cid	With Heat Stove			101081
	1987-94	5.0 305cid	W/ E.G.R hole plugged		101101	
	1987-90	5.0 305cid			101306	
	1991-94	5.0 305cid			101306	101100
	1995	5.0 305cid				101063
	1995	5.0 305cid	W/ Heat shield		101064	
	1979-86	5.7 350cid	W/ 4 A.I.R holes plugged		101080	
	1983-87	5.7 350cid	With Heat Stove			101081
	1987-93	5.7 350cid	W/ E.G.R hole plugged		101101	
	1987-90	5.7 350cid			101306	
	1991-93	5.7 350cid			101306	101100
G25	1977-78	5.0 305cid	W/ 4 A.I.R holes plugged		101080	
	1975	5.7 350cid	W/o straight male dump		101083	
	1976-78	5.7 350cid	W/ 4 A.I.R holes plugged		101080	
	1975	6.6 400cid	W/o straight male dump		101083	
	1976-78	6.6 400cid	W/ 4 A.I.R holes plugged		101080	
	1975-76	7.4 454cid	W/ Oxygen sensor hole		101069	
	1976	7.4 454cid	W/o heat shield			101065
G25/G2500 Van	1973	5.0 307cid	W/o straight male dump		101083	
	1970-72	5.7 350cid			101067	101068
	1973-74	5.7 350cid	W/o straight male dump		101083	

● Exhaust Manifold/Catalytic Converter (one-piece assembly)

MODEL	YEAR	ENGINE	ADDITIONAL	EXHAUST MANIFOLD (Single)	LEFT EXHAUST MANIFOLD	RIGHT EXHAUST MANIFOLD
GMC						
G2500	1987-94	4.3 262cid			101233	
	1995	4.3 262cid			101091	101090
	1979-86	5.0 305cid	W/ 4 A.I.R holes plugged		101080	
	1983-87	5.0 305cid	With Heat Stove			101081
	1987-90	5.0 305cid			101306	
	1989-94	5.0 305cid	W/ E.G.R hole plugged		101101	
	1991-94	5.0 305cid			101306	101100
	1995	5.0 305cid				101063
	1995	5.0 305cid	W/ Heat shield		101064	
	1979-86	5.7 350cid	W/ 4 A.I.R holes plugged		101080	
	1983-87	5.7 350cid	With Heat Stove			101081
	1985-86	5.7 350cid	M in 8th position of VIN; Stainless Steel Tubular		101267	101266
	1987-94	5.7 350cid	W/ E.G.R hole plugged		101101	
	1987-90	5.7 350cid			101306	
	1991-94	5.7 350cid			101306	101100
	1995	5.7 350cid				101063
	G35	1975	5.7 350cid	W/o straight male dump		101083
1976-78		5.7 350cid	W/ 4 A.I.R holes plugged		101080	
1975-76		6.6 400cid	W/o straight male dump		101083	
1976-78		6.6 400cid	W/ 4 A.I.R holes plugged		101080	
1976		7.4 454cid	W/ Oxygen sensor hole		101069	
1976		7.4 454cid	W/o heat shield			101065
G35/G3500 Van	1971-72	5.7 350cid			101067	101068
	1973-74	5.7 350cid	W/o straight male dump		101083	
	1974	7.4 454cid	W/ Oxygen sensor hole		101069	
	1974	7.4 454cid	W/o heat shield			101065
G3500	1987-89	4.3 262cid			101233	
	1990	4.3 262cid			101233	101210
	1991-95	4.3 262cid				101210
	1981	5.0 305cid	W/ 4 A.I.R holes plugged		101080	
	1979-86	5.7 350cid	W/ 4 A.I.R holes plugged		101080	
	1983-88	5.7 350cid	With Heat Stove			101081
	1985-86	5.7 350cid	M in 8th position of VIN; Stainless Steel Tubular		101267	101266
	1987-88	5.7 350cid	K in 8th position of VIN			101100
	1987-88	5.7 350cid	M in 8th position of VIN; Stainless Steel Tubular		101267	
	1988-89	5.7 350cid	W/ E.G.R hole plugged		101101	
	1991-96	5.7 350cid	W/ E.G.R hole plugged		101101	
	1991-96	5.7 350cid	K in 8th position of VIN			101100
	1979-80	6.6 400cid	W/ 4 A.I.R holes plugged		101080	

● Exhaust Manifold/Catalytic Converter (one-piece assembly)

MODEL	YEAR	ENGINE	ADDITIONAL	EXHAUST MANIFOLD (Single)	LEFT EXHAUST MANIFOLD	RIGHT EXHAUST MANIFOLD
GMC						
G3500 (Cont'd)	1988-91	7.4 454cid	W/ Oxygen sensor hole		101069	
	1988	7.4 454cid	W/ Heat shield			101071
	1989-91	7.4 454cid	W/o heat shield			101065
	1992-96	7.4 454cid	W/ Heat shield			101071
Jimmy	1970-74	4.1 250cid		101140		
	1975-76	4.1 250cid	W/o integrated intake manifold	101140		
	1979-82	4.1 250cid		101147		
	1992-95	4.3 262cid			101086	101087
	1996-97	4.3 262cid			101089	101088
	1998-01	4.3 262cid	W/o A.I.R.		101089	101088
	1998-01	4.3 262cid	W/ A.I.R.		101291	101290
	2002	4.3 262cid	W/o A.I.R.			101088
	1973	4.8 292cid			101140	
	1970-72	5.0 307cid				101067 101068
	1970-72	5.0 307cid	Rams Horn Style, Center Dump; W/ 4 A.I.R holes plugged			101060 101060
	1977-80	5.0 305cid	W/ 4 A.I.R holes plugged			101080
	1977-80	5.0 305cid	W/ Heat shield			101084
	1981-84	5.0 305cid	Three bolt flange; W/ 4 A.I.R holes plugged			101098
	1983-87	5.0 305cid	With Heat Stove			101081
	1983-84	5.0 305cid				101245
	1985-86	5.0 305cid	W/ 4 A.I.R holes plugged			101098
	1985-86	5.0 305cid	W/ E.G.R hole plugged			101099
	1987	5.0 305cid	W/ straight male flange			101096 101062
	1970-72	5.7 350cid				101067 101068
	1970-72	5.7 350cid	Rams Horn Style, Center Dump; W/ 4 A.I.R holes plugged			101060 101060
	1973-77	5.7 350cid	W/ Heat shield			101084
	1973-75	5.7 350cid	W/o straight male dump			101083
	1976-77	5.7 350cid	W/ 4 A.I.R holes plugged			101080
	1978-80	5.7 350cid	Gas Engine; W/ 4 A.I.R holes plugged			101080
	1978-80	5.7 350cid	Gas Engine; W/ Heat shield			101084
	1981-82	5.7 350cid	L in 8th position of VIN; W/ 4 A.I.R holes plugged			101098
	1983-87	5.7 350cid	With Heat Stove			101081
	1983-86	5.7 350cid	W/ 4 A.I.R holes plugged			101098
	1983-84	5.7 350cid				101245
	1985-86	5.7 350cid	L in 8th position of VIN; W/ E.G.R hole plugged			101099
	1987-88	5.7 350cid	K in 8th position of VIN; Cast Iron; W/ straight male flange			101096 101062
	1988-91	5.7 350cid				101063
	1988-91	5.7 350cid	W/ Heat shield			101064
1989-91	5.7 350cid	W/ straight male flange			101096 101062	

● Exhaust Manifold/Catalytic Converter (one-piece assembly)

MODEL	YEAR	ENGINE	ADDITIONAL	EXHAUST MANIFOLD (Single)	LEFT EXHAUST MANIFOLD	RIGHT EXHAUST MANIFOLD
GMC						
Jimmy (Cont'd)	1988-91	6.2 379cid	Diesel Engine; Naturally Aspirated		101333	
	1975-79	6.6 400cid	W/ Heat shield			101084
	1975	6.6 400cid	W/o straight male dump		101083	
	1976-79	6.6 400cid	W/ 4 A.I.R holes plugged		101080	
	1973	7.4 454cid	W/ Oxygen sensor hole		101069	
	1973	7.4 454cid	W/o heat shield			101065
	1976	7.4 454cid	W/ Oxygen sensor hole		101069	
	1976	7.4 454cid	W/o heat shield			101065
K15	1975-76	4.1 250cid	W/o integrated intake manifold	101140		
	1975-76	4.8 292cid		101140		
	1976-78	5.0 305cid	W/ 4 A.I.R holes plugged		101080	
	1976-78	5.0 305cid	W/ Heat shield			101084
	1975-77	5.7 350cid	W/ Heat shield			101084
	1975	5.7 350cid	W/o straight male dump		101083	
	1976-77	5.7 350cid	W/ 4 A.I.R holes plugged		101080	
	1978	5.7 350cid	Gas Engine; W/ 4 A.I.R holes plugged		101080	
	1978	5.7 350cid	Gas Engine; W/ Heat shield			101084
	1975-78	6.6 400cid	W/ Heat shield			101084
	1975	6.6 400cid	W/o straight male dump		101083	
	1976-78	6.6 400cid	W/ 4 A.I.R holes plugged		101080	
	1976	7.4 454cid	W/ Oxygen sensor hole		101069	
	1976	7.4 454cid	W/o heat shield			101065
K15 Suburban	1975-76	4.1 250cid	W/o integrated intake manifold	101140		
	1976-78	5.0 305cid	W/ 4 A.I.R holes plugged		101080	
	1976-78	5.0 305cid	W/ Heat shield			101084
	1975-77	5.7 350cid	W/ Heat shield			101084
	1975	5.7 350cid	W/o straight male dump		101083	
	1976-77	5.7 350cid	W/ 4 A.I.R holes plugged		101080	
	1978	5.7 350cid	Gas Engine; W/ 4 A.I.R holes plugged		101080	
	1978	5.7 350cid	Gas Engine; W/ Heat shield			101084
	1975-78	6.6 400cid	W/ Heat shield			101084
	1975	6.6 400cid	W/o straight male dump		101083	
	1976-78	6.6 400cid	W/ 4 A.I.R holes plugged		101080	
K15/K1500	1968-69	6.5 396cid	W/ Oxygen sensor hole		101069	
	1968-69	6.5 396cid	W/o heat shield			101065
	1973-74	7.4 454cid	W/ Oxygen sensor hole		101069	
	1973-74	7.4 454cid	W/o heat shield			101065
K15/K1500 Pickup	1966-74	4.1 250cid		101140		
	1967	4.6 283cid	W/ alternator adapter bracket		101102	
	1967	4.6 283cid	W/o A.I.R.		101061	
	1966-68	4.8 292cid		101140		

● Exhaust Manifold/Catalytic Converter (one-piece assembly)

MODEL	YEAR	ENGINE	ADDITIONAL	EXHAUST MANIFOLD (Single)	LEFT EXHAUST MANIFOLD	RIGHT EXHAUST MANIFOLD
GMC						
K15/K1500 Pickup (Cont'd)	1970-71	4.8 292cid		101140		
	1974	4.8 292cid		101140		
	1968	5.0 307cid	Manual Transmission; W/ alternator adapter bracket		101102	
	1968	5.0 307cid	Automatic Transmission		101061	
	1969-70	5.0 307cid	Rams Horn Style, Center Dump; W/ 4 A.I.R holes plugged		101060	101060
	1967	5.3 327cid	W/ alternator adapter bracket		101102	
	1967	5.3 327cid	W/o A.I.R.		101061	
	1968	5.4 327cid	Manual Transmission; W/ alternator adapter bracket		101102	
	1968	5.4 327cid	W/ alternator adapter bracket		101102	
	1968	5.4 327cid	W/o A.I.R.		101061	
	1968	5.4 327cid	Automatic Transmission		101061	
	1969-72	5.7 350cid			101067	101068
	1969-72	5.7 350cid	Rams Horn Style, Center Dump; W/ 4 A.I.R holes plugged		101060	101060
	1973-74	5.7 350cid	W/o straight male dump		101083	
	1973-74	5.7 350cid	W/ Heat shield			101084
	1968-69	6.5 396cid			101325	
K15/K1500 Suburban	1968-74	4.1 250cid		101140		
	1968	4.8 292cid		101140		
	1970-71	4.8 292cid		101140		
	1968	5.0 307cid	Manual Transmission; W/ alternator adapter bracket		101102	
	1968	5.0 307cid	Automatic Transmission		101061	
	1970-72	5.0 307cid	Rams Horn Style, Center Dump; W/ 4 A.I.R holes plugged		101060	101060
	1973	5.0 307cid	W/o straight male dump		101083	
	1973	5.0 307cid	W/ Heat shield			101084
	1968	5.4 327cid	Manual Transmission; W/ alternator adapter bracket		101102	
	1968	5.4 327cid	W/ alternator adapter bracket		101102	
	1968	5.4 327cid	W/o A.I.R.		101061	
	1968	5.4 327cid	Automatic Transmission		101061	
	1969-72	5.7 350cid			101067	101068
	1969-72	5.7 350cid	Rams Horn Style, Center Dump; W/ 4 A.I.R holes plugged		101060	101060
	1973-74	5.7 350cid	W/o straight male dump		101083	
	1973-74	5.7 350cid	W/ Heat shield			101084
	1968-69	6.5 396cid			101325	
	1968-69	6.5 396cid	W/ Oxygen sensor hole		101069	
	1968-69	6.5 396cid	W/o heat shield			101065
	1970-72	6.6 402cid	W/ Oxygen sensor hole		101069	
	1970-72	6.6 402cid	W/o heat shield			101065
	1973-74	7.4 454cid	W/ Oxygen sensor hole		101069	
1973-74	7.4 454cid	W/o heat shield			101065	

● Exhaust Manifold/Catalytic Converter (one-piece assembly)

MODEL	YEAR	ENGINE	ADDITIONAL	EXHAUST MANIFOLD (Single)	LEFT EXHAUST MANIFOLD	RIGHT EXHAUST MANIFOLD
GMC						
K1500	1980-84	4.1 250cid		101147		
	1988-95	4.3 262cid			101091	101090
	1996-98	4.3 262cid			101093	101092
	1979	5.0 305cid	W/ 4 A.I.R holes plugged		101080	
	1979	5.0 305cid	W/ Heat shield			101084
	1981-84	5.0 305cid	Three bolt flange; W/ 4 A.I.R holes plugged			101098
	1983-86	5.0 305cid	With Heat Stove			101081
	1983-84	5.0 305cid			101245	
	1985-86	5.0 305cid	W/ 4 A.I.R holes plugged			101098
	1985-86	5.0 305cid	W/ E.G.R hole plugged			101099
	1988-95	5.0 305cid				101063
	1988-95	5.0 305cid	W/ Heat shield		101064	
	1996-99	5.0 305cid			101095	101094
	1979-80	5.7 350cid	Gas Engine; W/ 4 A.I.R holes plugged		101080	
	1979-80	5.7 350cid	Gas Engine; W/ Heat shield			101084
	1981-82	5.7 350cid	L in 8th position of VIN; W/ 4 A.I.R holes plugged			101098
	1983-86	5.7 350cid	With Heat Stove			101081
	1983-84	5.7 350cid			101245	
	1983-84	5.7 350cid	W/ 4 A.I.R holes plugged			101098
	1985-86	5.7 350cid	M in 8th position of VIN; Cast Iron		101245	
	1985-86	5.7 350cid	Cast Iron; W/ 4 A.I.R holes plugged			101098
	1985-86	5.7 350cid	L in 8th position of VIN; W/ E.G.R hole plugged			101099
	1985-86	5.7 350cid	M in 8th position of VIN; Stainless Steel Tubular		101267	101266
	1988-95	5.7 350cid				101063
	1988-95	5.7 350cid	W/ Heat shield		101064	
	1996-97	5.7 350cid			101095	101094
	1998-99	5.7 350cid	W/o A.I.R.		101095	101094
	1998-99	5.7 350cid	W/ A.I.R.		101294	101293
	1988-93	6.2 379cid	Diesel Engine; Naturally Aspirated		101333	
	1994-98	6.5 395cid	Diesel Engine; Turbocharged		101333	101332
	1994-95	6.5 395cid	Diesel Engine; Naturally Aspirated		101333	101332
	1979-80	6.6 400cid	W/ 4 A.I.R holes plugged		101080	
	1979-80	6.6 400cid	W/ Heat shield			101084
1979-80	7.4 454cid	W/ Oxygen sensor hole		101069		
1979-80	7.4 454cid	W/o heat shield			101065	
K1500 Suburban	1979-80	4.1 250cid		101147		
	1979	5.0 305cid	W/ 4 A.I.R holes plugged		101080	
	1979	5.0 305cid	W/ Heat shield			101084
	1982-84	5.0 305cid	Three bolt flange; W/ 4 A.I.R holes plugged			101098
	1983-85	5.0 305cid	With Heat Stove			101081
	1983-84	5.0 305cid			101245	

• Exhaust Manifold/Catalytic Converter (one-piece assembly)



MODEL	YEAR	ENGINE	ADDITIONAL	EXHAUST MANIFOLD (Single)	LEFT EXHAUST MANIFOLD	RIGHT EXHAUST MANIFOLD
GMC						
K1500 Suburban (Cont'd)	1985	5.0 305cid	W/ 4 A.I.R holes plugged			101098
	1985	5.0 305cid	W/ E.G.R hole plugged			101099
	1979-80	5.7 350cid	Gas Engine; W/ 4 A.I.R holes plugged		101080	
	1979-80	5.7 350cid	Gas Engine; W/ Heat shield			101084
	1981-82	5.7 350cid	L in 8th position of VIN; W/ Heat shield			101084
	1981	5.7 350cid	L in 8th position of VIN; W/ 4 A.I.R holes plugged		101080	101098
	1981	5.7 350cid	M in 8th position of VIN; W/ 4 A.I.R holes plugged		101080	
	1981	5.7 350cid	M in 8th position of VIN; W/ Heat shield			101084
	1982	5.7 350cid	L in 8th position of VIN; W/ 4 A.I.R holes plugged			101098
	1983-86	5.7 350cid			101245	
	1983-86	5.7 350cid	W/ 4 A.I.R holes plugged			101098
	1983-86	5.7 350cid	With Heat Stove			101081
	1985-86	5.7 350cid	L in 8th position of VIN; W/ E.G.R hole plugged			101099
	1992-95	5.7 350cid				101063
	1992-95	5.7 350cid	W/ Heat shield		101064	
	1996-97	5.7 350cid			101095	101094
	1998-99	5.7 350cid	W/o A.I.R.		101095	101094
	1998-99	5.7 350cid	W/ A.I.R.		101294	101293
	1995-99	6.5 395cid	Diesel Engine; Turbocharged		101333	101332
	1979-80	6.6 400cid	W/ 4 A.I.R holes plugged		101080	
1979-80	6.6 400cid	W/ Heat shield			101084	
K25	1975-76	4.1 250cid	W/o integrated intake manifold	101140		
	1975-76	4.8 292cid		101140		
	1977-78	4.8 292cid	W/o integrated intake manifold	101149		
	1977-78	5.0 305cid	W/ 4 A.I.R holes plugged		101080	
	1977-78	5.0 305cid	W/ Heat shield			101084
	1975-77	5.7 350cid	W/ Heat shield			101084
	1975	5.7 350cid	W/o straight male dump		101083	
	1976-77	5.7 350cid	W/ 4 A.I.R holes plugged		101080	
	1978	5.7 350cid	Gas Engine; W/ 4 A.I.R holes plugged		101080	
	1978	5.7 350cid	Gas Engine; W/ Heat shield			101084
	1975-78	6.6 400cid	W/ Heat shield			101084
	1975	6.6 400cid	W/o straight male dump		101083	
	1976-78	6.6 400cid	W/ 4 A.I.R holes plugged		101080	
	1976-78	7.4 454cid	W/ Oxygen sensor hole		101069	
	1976-78	7.4 454cid	W/o heat shield			101065
K25 Suburban	1975-76	4.8 292cid		101140		
	1977-78	4.8 292cid	W/o integrated intake manifold	101149		
	1977-78	5.0 305cid	W/ 4 A.I.R holes plugged		101080	
	1977-78	5.0 305cid	W/ Heat shield			101084
	1975-77	5.7 350cid	W/ Heat shield			101084

● Exhaust Manifold/Catalytic Converter (one-piece assembly)

MODEL	YEAR	ENGINE	ADDITIONAL	EXHAUST MANIFOLD (Single)	LEFT EXHAUST MANIFOLD	RIGHT EXHAUST MANIFOLD
GMC						
K25 Suburban (Cont'd)	1975	5.7 350cid	W/o straight male dump		101083	
	1976-77	5.7 350cid	W/ 4 A.I.R holes plugged		101080	
	1978	5.7 350cid	Gas Engine; W/ 4 A.I.R holes plugged		101080	
	1978	5.7 350cid	Gas Engine; W/ Heat shield			101084
	1975-78	6.6 400cid	W/ Heat shield			101084
	1975	6.6 400cid	W/o straight male dump		101083	
	1976-78	6.6 400cid	W/ 4 A.I.R holes plugged		101080	
K25/K2500 Pickup	1967-74	4.1 250cid		101140		
	1967	4.6 283cid	W/ alternator adapter bracket		101102	
	1967	4.6 283cid	W/o A.I.R.		101061	
	1967-68	4.8 292cid		101140		
	1970-74	4.8 292cid		101140		
	1968	5.0 307cid	Manual Transmission; W/ alternator adapter bracket		101102	
	1968	5.0 307cid	Automatic Transmission		101061	
	1969-70	5.0 307cid	Rams Horn Style, Center Dump; W/ 4 A.I.R holes plugged		101060	101060
	1967	5.3 327cid	W/ alternator adapter bracket		101102	
	1967	5.3 327cid	W/o A.I.R.		101061	
	1968	5.4 327cid	Manual Transmission; W/ alternator adapter bracket		101102	
	1968	5.4 327cid	W/ alternator adapter bracket		101102	
	1968	5.4 327cid	W/o A.I.R.		101061	
	1968	5.4 327cid	Automatic Transmission		101061	
	1969-72	5.7 350cid			101067	101068
	1969-72	5.7 350cid	Rams Horn Style, Center Dump; W/ 4 A.I.R holes plugged		101060	101060
	1973-74	5.7 350cid	W/o straight male dump		101083	
	1973-74	5.7 350cid	W/ Heat shield			101084
	1968-69	6.5 396cid			101325	
	1968-69	6.5 396cid	W/ Oxygen sensor hole		101069	
1968-69	6.5 396cid	W/o heat shield			101065	
1973-74	7.4 454cid	W/ Oxygen sensor hole		101069		
1973-74	7.4 454cid	W/o heat shield			101065	
K25/K2500 Suburban	1968-74	4.1 250cid		101140		
	1968-74	4.8 292cid		101140		
	1968	5.0 307cid	Manual Transmission; W/ alternator adapter bracket		101102	
	1968	5.0 307cid	Automatic Transmission		101061	
	1969-72	5.0 307cid	Rams Horn Style, Center Dump; W/ 4 A.I.R holes plugged		101060	101060
	1973	5.0 307cid	W/o straight male dump		101083	
	1973	5.0 307cid	W/ Heat shield			101084
	1968	5.4 327cid	Manual Transmission; W/ alternator adapter bracket		101102	

• Exhaust Manifold/Catalytic Converter (one-piece assembly)

MODEL	YEAR	ENGINE	ADDITIONAL	EXHAUST MANIFOLD (Single)	LEFT EXHAUST MANIFOLD	RIGHT EXHAUST MANIFOLD
GMC						
K25/K2500 Suburban (Cont'd)	1968	5.4 327cid	W/ alternator adapter bracket		101102	
	1968	5.4 327cid	W/o A.I.R.		101061	
	1968	5.4 327cid	Automatic Transmission		101061	
	1969-72	5.7 350cid			101067	101068
	1969-72	5.7 350cid	Rams Horn Style, Center Dump; W/ 4 A.I.R holes plugged		101060	101060
	1973-74	5.7 350cid	W/o straight male dump		101083	
	1973-74	5.7 350cid	W/ Heat shield			101084
	1968-69	6.5 396cid			101325	
	1973-74	7.4 454cid	W/ Oxygen sensor hole		101069	
	1973-74	7.4 454cid	W/o heat shield			101065
K2500	1980	4.1 250cid		101147		
	1988-95	4.3 262cid			101091	101090
	1979-85	4.8 292cid	W/o integrated intake manifold	101149		
	1988-95	5.0 305cid				101063
	1988-95	5.0 305cid	W/ Heat shield		101064	
	1998	5.0 305cid			101095	101094
	1979-80	5.7 350cid	Gas Engine; W/ 4 A.I.R holes plugged		101080	
	1979-80	5.7 350cid	Gas Engine; W/ Heat shield			101084
	1981-82	5.7 350cid	L in 8th position of VIN; W/ 4 A.I.R holes plugged		101080	101098
	1981-82	5.7 350cid	M in 8th position of VIN; W/ 4 A.I.R holes plugged		101080	
	1981-82	5.7 350cid	L in 8th position of VIN; W/ Heat shield			101084
	1981-82	5.7 350cid	M in 8th position of VIN; W/ Heat shield			101084
	1983-86	5.7 350cid	With Heat Stove			101081
	1983-84	5.7 350cid			101245	
	1983-84	5.7 350cid	W/ 4 A.I.R holes plugged			101098
	1985-86	5.7 350cid	M in 8th position of VIN; Cast Iron		101245	
	1985-86	5.7 350cid	Cast Iron; W/ 4 A.I.R holes plugged			101098
	1985-86	5.7 350cid	L in 8th position of VIN; W/ E.G.R hole plugged			101099
	1985-86	5.7 350cid	M in 8th position of VIN; Stainless Steel Tubular		101267	101266
	1988-95	5.7 350cid				101063
	1988-95	5.7 350cid	W/ Heat shield		101064	
	1996-97	5.7 350cid			101095	101094
	1998-00	5.7 350cid	W/ A.I.R.		101294	101293
	1998-99	5.7 350cid	W/o A.I.R.		101095	101094
	2000	5.7 350cid			101095	101094
	1988-93	6.2 379cid	Diesel Engine; Naturally Aspirated		101333	
	1992-00	6.5 395cid	Diesel Engine; Turbocharged		101333	101332
	1994	6.5 395cid	Diesel Engine; Naturally Aspirated		101333	101332
	1979-80	6.6 400cid	W/ 4 A.I.R holes plugged		101080	
	1979-80	6.6 400cid	W/ Heat shield			101084

● Exhaust Manifold/Catalytic Converter (one-piece assembly)

MODEL	YEAR	ENGINE	ADDITIONAL	EXHAUST MANIFOLD (Single)	LEFT EXHAUST MANIFOLD	RIGHT EXHAUST MANIFOLD
GMC						
K2500 (Cont'd)	1991-95	7.4 454cid			101130	
	1991-95	7.4 454cid	W/ Heat shield			101132
	1996-00	7.4 454cid			101179	101197
K2500 Suburban	1979-82	4.8 292cid	W/o integrated intake manifold	101149		
	1984	4.8 292cid	W/o integrated intake manifold	101149		
	1979-80	5.7 350cid	Gas Engine; W/ 4 A.I.R holes plugged		101080	
	1979-80	5.7 350cid	Gas Engine; W/ Heat shield			101084
	1981-82	5.7 350cid	M in 8th position of VIN; W/ 4 A.I.R holes plugged		101080	
	1981-82	5.7 350cid	M in 8th position of VIN; W/ Heat shield			101084
	1981	5.7 350cid	L in 8th position of VIN; W/ 4 A.I.R holes plugged			101098
	1983-86	5.7 350cid	With Heat Stove			101081
	1983-84	5.7 350cid			101245	
	1983-84	5.7 350cid	W/ 4 A.I.R holes plugged			101098
	1985-86	5.7 350cid	M in 8th position of VIN; Cast Iron		101245	
	1985-86	5.7 350cid	M in position of VIN; Cast Iron; W/ 4 A.I.R holes plugged			101098
	1985-86	5.7 350cid	M in 8th position of VIN; Stainless Steel Tubular		101267	101266
	1992-95	5.7 350cid				101063
	1992-95	5.7 350cid	W/ Heat shield		101064	
	1996-97	5.7 350cid			101095	101094
	1998-99	5.7 350cid	W/o A.I.R.		101095	101094
	1998-99	5.7 350cid	W/ A.I.R.		101294	101293
	1994-99	6.5 395cid	Diesel Engine; Turbocharged		101333	101332
	1979-80	6.6 400cid	W/ 4 A.I.R holes plugged		101080	
	1979-80	6.6 400cid	W/ Heat shield			101084
	1992-95	7.4 454cid			101130	
	1992-95	7.4 454cid	W/ Heat shield			101132
1996-99	7.4 454cid			101179	101197	
K35	1977	5.7 350cid	W/ 4 A.I.R holes plugged		101080	
	1977	5.7 350cid	W/ Heat shield			101084
	1978	5.7 350cid	Gas Engine; W/ 4 A.I.R holes plugged		101080	
	1978	5.7 350cid	Gas Engine; W/ Heat shield			101084
	1977-78	6.6 400cid	W/ 4 A.I.R holes plugged		101080	
	1977-78	6.6 400cid	W/ Heat shield			101084
K35/K3500 Pickup	1968-74	4.1 250cid		101140		
	1968-74	4.8 292cid		101140		
	1968	5.0 307cid	Manual Transmission; W/ alternator adapter bracket		101102	
	1968	5.0 307cid	Automatic Transmission		101061	
	1969-72	5.0 307cid	Rams Horn Style, Center Dump; W/ 4 A.I.R holes plugged		101060	101060
	1973	5.0 307cid	W/o straight male dump		101083	
	1973	5.0 307cid	W/ Heat shield			101084

● Exhaust Manifold/Catalytic Converter (one-piece assembly)

MODEL	YEAR	ENGINE	ADDITIONAL	EXHAUST MANIFOLD (Single)	LEFT EXHAUST MANIFOLD	RIGHT EXHAUST MANIFOLD
GMC						
K35/K3500 Pickup (Cont'd)	1967	5.3 327cid	W/ alternator adapter bracket		101102	
	1967	5.3 327cid	W/o A.I.R.		101061	
	1968	5.4 327cid	Manual Transmission; W/ alternator adapter bracket		101102	
	1968	5.4 327cid	W/ alternator adapter bracket		101102	
	1968	5.4 327cid	W/o A.I.R.		101061	
	1968	5.4 327cid	Automatic Transmission		101061	
	1969-72	5.7 350cid			101067	101068
	1969-72	5.7 350cid	Rams Horn Style, Center Dump; W/ 4 A.I.R holes plugged		101060	101060
	1973-74	5.7 350cid	W/o straight male dump		101083	
	1973-74	5.7 350cid	W/ Heat shield			101084
	1968-69	6.5 396cid			101325	
	1968-69	6.5 396cid	W/ Oxygen sensor hole		101069	
	1968-69	6.5 396cid	W/o heat shield			101065
	1970-71	6.6 402cid	W/ Oxygen sensor hole		101069	
	1970-71	6.6 402cid	W/o heat shield			101065
	1973-74	7.4 454cid	W/ Oxygen sensor hole		101069	
	1973-74	7.4 454cid	W/o heat shield			101065
K3500	1979-80	5.7 350cid	Gas Engine; W/ 4 A.I.R holes plugged		101080	
	1979-80	5.7 350cid	Gas Engine; W/ Heat shield			101084
	1981-82	5.7 350cid	M in 8th position of VIN; W/ 4 A.I.R holes plugged		101080	
	1981-82	5.7 350cid	M In 8th position of VIN; W/ Heat shield			101084
	1983-86	5.7 350cid	With Heat Stove			101081
	1983-84	5.7 350cid			101245	
	1983-84	5.7 350cid	W/ 4 A.I.R holes plugged			101098
	1985-86	5.7 350cid	M in 8th position of VIN; Cast Iron		101245	
	1985-86	5.7 350cid	M in 8th position of VIN; Cast Iron; W/ 4 A.I.R holes plugged			101098
	1985-86	5.7 350cid	M In 8th position of VIN; Stainless Steel Tubular		101267	101266
	1988-95	5.7 350cid				101063
	1988-95	5.7 350cid	W/ Heat shield		101064	
	1996-97	5.7 350cid			101095	101094
	1998-00	5.7 350cid	W/ A.I.R.		101294	101293
	1998-99	5.7 350cid	W/o A.I.R.		101095	101094
	2000	5.7 350cid			101095	101094
	1988-93	6.2 379cid	Diesel Engine; Naturally Aspirated		101333	
	1992-00	6.5 395cid	Diesel Engine; Turbocharged		101333	101332
	1979-80	6.6 400cid	W/ 4 A.I.R holes plugged		101080	
	1979-80	6.6 400cid	W/ Heat shield			101084
1979-86	7.4 454cid	W/ Oxygen sensor hole		101069		
1979-86	7.4 454cid	W/o heat shield			101065	
1985-86	7.4 454cid				101327	

● Exhaust Manifold/Catalytic Converter (one-piece assembly)

MODEL	YEAR	ENGINE	ADDITIONAL	EXHAUST MANIFOLD (Single)	LEFT EXHAUST MANIFOLD	RIGHT EXHAUST MANIFOLD
GMC						
K3500 (Cont'd)	1985-86	7.4 454cid	W/ Heat shield			101071
	1988-95	7.4 454cid	W/ Heat shield			101132
	1988-89	7.4 454cid			101130	101327
	1990-95	7.4 454cid			101130	
	1996-00	7.4 454cid			101179	101197
P15	1975-76	4.8 292cid		101140		
P15/P1500 Van	1967-69	3.8 230cid		101140		
	1968-74	4.1 250cid		101140		
	1967	4.8 292cid		101140		
	1972	6.6 400cid	Horn Style, Center Dump		101067	101068
P25	1975-76	4.8 292cid		101140		
	1975-78	5.7 350cid	W/ Heat shield			101084
	1975	5.7 350cid	W/o straight male dump		101083	
	1976-78	5.7 350cid	W/ 4 A.I.R holes plugged		101080	
P25/P2500	1970-71	7.4 454cid	W/ Oxygen sensor hole		101069	
	1970-71	7.4 454cid	W/o heat shield			101065
P25/P2500 Van	1966-67	4.1 250cid		101140		
	1970	4.1 250cid		101140		
	1972-74	4.1 250cid		101140		
	1967-74	4.8 292cid		101140		
	1968	5.0 307cid			101067	101068
	1969	5.0 307cid	Horn Style, Center Dump		101067	101068
	1970-72	5.7 350cid	Horn Style, Center Dump		101067	101068
	1973-74	5.7 350cid	W/o straight male dump		101083	
	1973-74	5.7 350cid	W/ Heat shield			101084
	1972	6.6 400cid	Horn Style, Center Dump		101067	101068
	1970-71	7.4 454cid			101325	
P2500	1979-86	5.7 350cid	W/ 4 A.I.R holes plugged		101080	
	1979-86	5.7 350cid	W/ Heat shield			101084
	1983-87	5.7 350cid	With Heat Stove			101081
	1985-86	5.7 350cid	NOT for sale in Calif; Stainless Steel Tubular		101267	101266
	1987	5.7 350cid	M in 8th position of VIN; W/ 4 A.I.R holes plugged		101080	
	1987	5.7 350cid	M in 8th position of VIN			101100
	1987	5.7 350cid	M in 8th position of VIN; Stainless Steel Tubular		101267	101266
	1987	5.7 350cid	M in 8th position of VIN; W/ Heat shield			101084
	1988-89	5.7 350cid	K in 8th position of VIN; W/ E.G.R hole plugged		101101	
	1988	5.7 350cid	K in 8TH position of VIN			101100
	1989	5.7 350cid				101100
P35	1975-76	4.8 292cid		101140		
	1975-78	5.7 350cid	W/ Heat shield			101084
	1975	5.7 350cid	W/o straight male dump		101083	

● Exhaust Manifold/Catalytic Converter (one-piece assembly)

MODEL	YEAR	ENGINE	ADDITIONAL	EXHAUST MANIFOLD (Single)	LEFT EXHAUST MANIFOLD	RIGHT EXHAUST MANIFOLD
GMC						
P35 (Cont'd)	1976-78	5.7 350cid	W/ 4 A.I.R holes plugged		101080	
	1975-78	7.4 454cid	W/ Oxygen sensor hole		101069	
	1975-78	7.4 454cid	W/o heat shield			101065
P35/P3500	1970-71	7.4 454cid	W/ Oxygen sensor hole		101069	
	1970-71	7.4 454cid	W/o heat shield			101065
	1973-74	7.4 454cid	W/ Oxygen sensor hole		101069	
	1973-74	7.4 454cid	W/o heat shield			101065
P35/P3500 Van	1966-67	4.1 250cid		101140		
	1970-74	4.1 250cid		101140		
	1967-74	4.8 292cid		101140		
	1968	5.0 307cid			101067	101068
	1969	5.0 307cid	Horn Style, Center Dump		101067	101068
	1970-72	5.7 350cid	Horn Style, Center Dump		101067	101068
	1973-74	5.7 350cid	W/o straight male dump		101083	
	1973-74	5.7 350cid	W/ Heat shield			101084
	1972	6.6 400cid	Horn Style, Center Dump		101067	101068
	1970-71	7.4 454cid			101325	
P3500	1990-95	4.3 262cid			101211	101210
	1979-86	5.7 350cid	W/ 4 A.I.R holes plugged		101080	
	1979-86	5.7 350cid	W/ Heat shield			101084
	1983-87	5.7 350cid	With Heat Stove			101081
	1985-86	5.7 350cid	NOT for sale in Calif; Stainless Steel Tubular		101267	101266
	1987-88	5.7 350cid	K in 8th position of VIN; W/ E.G.R hole plugged		101101	
	1987-88	5.7 350cid	K in 8th position of VIN			101100
	1987-88	5.7 350cid	M in 8th position of VIN; Stainless Steel Tubular		101267	101266
	1987-88	5.7 350cid	M in 8th position of VIN; W/ Heat shield			101084
	1987	5.7 350cid	M in 8th position of VIN; W/ 4 A.I.R holes plugged		101080	
	1989-95	5.7 350cid				101100
	1989-95	5.7 350cid	W/ E.G.R hole plugged		101101	
	1996-99	5.7 350cid			101475	
	1996-99	5.7 350cid	R in 8th position of VIN			101168
	1996	5.7 350cid	K in 8th position of VIN; W/ E.G.R hole plugged		101101	
	1996	5.7 350cid	K in 8th position of VIN			101100
	1979	7.4 454cid	W/ Oxygen sensor hole		101069	
	1979	7.4 454cid	W/o heat shield			101065
	1980-82	7.4 454cid	Cast Iron; W/ Oxygen sensor hole		101069	
	1983-84	7.4 454cid	W/ Oxygen sensor hole		101069	
	1983-84	7.4 454cid	W/o heat shield			101065
	1985-89	7.4 454cid				101327
	1985-87	7.4 454cid	Cast Iron; W/ Oxygen sensor hole		101069	
1985-87	7.4 454cid	Cast Iron; W/o heat shield			101065	

● Exhaust Manifold/Catalytic Converter (one-piece assembly)

MODEL	YEAR	ENGINE	ADDITIONAL	EXHAUST MANIFOLD (Single)	LEFT EXHAUST MANIFOLD	RIGHT EXHAUST MANIFOLD
GMC						
P3500 (Cont'd)	1990-97	7.4 454cid	W/ Heat shield			101071
	1996-99	7.4 454cid	J in 8th position of VIN		101179	101197
	1996-97	7.4 454cid	N in 8th position of VIN; W/ Oxygen sensor hole		101069	
	1996-97	7.4 454cid	N in 8th position of VIN; W/o heat shield			101065
PB1000 Series	1966	3.8 230cid		101140		
PB15 Series	1966	3.2 194cid		101140		
	1966	3.8 230cid		101140		
	1966	4.1 250cid		101140		
	1966	4.8 292cid		101140		
PB1500 Series	1965	3.8 230cid		101140		
PB25 Series	1966	3.8 230cid		101140		
	1966	4.1 250cid		101140		
	1966	4.8 292cid		101140		
PB2500 Series	1965	3.8 230cid		101140		
R1500	1987	5.0 305cid	W/ straight male flange		101096	101062
	1987	5.0 305cid	With Heat Stove			101081
	1987	5.7 350cid	K in 8th position of VIN; Cast Iron; W/ straight male flange		101096	101062
	1987	5.7 350cid	With Heat Stove			101081
R1500 Suburban	1987	5.0 305cid	W/ straight male flange		101096	101062
	1987	5.0 305cid	With Heat Stove			101081
	1987-88	5.7 350cid	K in 8th position of VIN; Cast Iron; W/ straight male flange		101096	101062
	1987	5.7 350cid	With Heat Stove			101081
	1989-91	5.7 350cid	W/ straight male flange		101096	101062
	1988-91	6.2 379cid	Diesel Engine; Naturally Aspirated		101333	
R2500	1987	5.0 305cid	W/ straight male flange		101096	101062
	1987	5.0 305cid	With Heat Stove			101081
	1987-88	5.7 350cid	K in 8th position of VIN; Cast Iron; W/ straight male flange		101096	101062
	1987	5.7 350cid	With Heat Stove			101081
	1989	5.7 350cid	W/ straight male flange		101096	101062
	1988-89	6.2 379cid	Diesel Engine; Naturally Aspirated		101333	
	1987-89	7.4 454cid	N in 8th position of VIN; FI; Cast Iron; W/ Oxygen sensor hole		101069	
	1987-89	7.4 454cid	N in 8th position of VIN; FI; Cast Iron; W/ Heat shield			101071
R2500 Suburban	1987-88	5.7 350cid	K in 8th position of VIN; Cast Iron; W/ straight male flange		101096	101062
	1987	5.7 350cid	With Heat Stove			101081
	1989-91	5.7 350cid	W/ straight male flange		101096	101062
	1988-91	6.2 379cid	Diesel Engine; Naturally Aspirated		101333	
	1987-91	7.4 454cid	N in 8th position of VIN; FI; Cast Iron; W/Oxygen sensor hole		101069	
	1987-91	7.4 454cid	N in 8th position of VIN; FI; Cast Iron; W/ Heat shield			101071
R3500	1987-88	5.7 350cid	K in 8th position of VIN; Cast Iron; W/ straight male flange		101096	101062
	1987-88	5.7 350cid	M in 8th position of VIN; Stainless Steel Tubular		101267	101266
	1987	5.7 350cid	With Heat Stove			101081

● Exhaust Manifold/Catalytic Converter (one-piece assembly)

MODEL	YEAR	ENGINE	ADDITIONAL	EXHAUST MANIFOLD (Single)	LEFT EXHAUST MANIFOLD	RIGHT EXHAUST MANIFOLD
GMC						
R3500 (Cont'd)	1989-91	5.7 350cid	W/ straight male flange		101096	101062
	1988-91	6.2 379cid	Diesel Engine; Naturally Aspirated		101333	
	1987-91	7.4 454cid	N in 8th position of VIN; FI; Cast Iron; W/ Oxygen sensor hole		101069	
	1987-91	7.4 454cid	N in 8th position of VIN; FI; Cast Iron; W/ Heat shield			101071
	1987-89	7.4 454cid				101327
S15	1985-90	2.5 151cid	Tubular Manifold	101076		
	1985-90	2.5 151cid	Cast Iron	101331		
	1982-85	2.8 173cid			101148	
	1986-90	2.8 173cid			101148	101299
	1988-90	4.3 262cid			101086	101087
S15 Jimmy	1985-88	2.5 151cid	Tubular Manifold	101076		
	1985-88	2.5 151cid	Cast Iron	101331		
	1983-85	2.8 173cid			101148	
	1986-89	2.8 173cid			101148	101299
	1988-91	4.3 262cid			101086	101087
Safari	1989-95	4.3 262cid			101233	
	1996-01	4.3 262cid			101093	
	1996-99	4.3 262cid	W/o A.I.R.			101088
	2001-05	4.3 262cid	W/o A.I.R.			101088
	2001	4.3 262cid	W/ A.I.R.			101290
Savana 1500	1996-02	4.3 262cid			101093	
	1996-02	5.0 305cid			101095	101168
	2003-10	5.3 325cid			101261	
	2003-05	5.3 323cid	NOT for sale in Calif; Exhaust Manifold has a ring gasket			101371
	2003-05	5.3 323cid	W/ Calif emissions; Exhaust Manifold has a donut flange gasket			101262
	2006-07	5.3 325cid	T in 8th position of VIN; NOT for sale in Calif; Exhaust Manifold has a ring gasket			101371
	2007	5.3 325cid	Z in 8th position of VIN; NOT for sale in Calif; Exhaust Manifold has a ring gasket			101371
	2008-09	5.3 325cid	NOT for sale in Calif; Exhaust Manifold has a ring gasket			101371
	1996-02	5.7 350cid			101095	101168
Savana 2500	1996-02	4.3 262cid			101093	
	2003-10	4.8 294cid			101261	
	2003-09	4.8 294cid	NOT for sale in Calif; Exhaust Manifold has a ring gasket			101371
	2003-05	4.8 294cid	W/ Calif emissions; Exhaust Manifold has a donut flange gasket			101262
	1996-02	5.0 305cid			101095	101168
	2003-05	5.3 323cid			101261	

● Exhaust Manifold/Catalytic Converter (one-piece assembly)

MODEL	YEAR	ENGINE	ADDITIONAL	EXHAUST MANIFOLD (Single)	LEFT EXHAUST MANIFOLD	RIGHT EXHAUST MANIFOLD
GMC						
Savana 2500 (Cont'd)	2003-05	5.3 323cid	NOT for sale in Calif; Exhaust Manifold has a ring gasket			101371
	2003-05	5.3 323cid	W/ Calif emissions; Exhaust Manifold has a donut flange gasket			101262
	1996-02	5.7 350cid			101095	101168
	2003-10	6.0 364cid			101261	
	2003-10	6.0 364cid	NOT for sale in Calif; Exhaust Manifold has a ring gasket			101371
	2003-05	6.0 364cid	W/ Calif emissions; Exhaust Manifold has a donut flange gasket			101262
	2006-08	6.6 400cid	Diesel Engine			101401
Savana 3500	2004-10	4.8 294cid			101261	
	2004-09	4.8 294cid	NOT for sale in Calif; Exhaust Manifold has a ring gasket			101371
	1996-02	5.7 350cid			101095	101168
	2003-10	6.0 364cid	NOT for sale in Calif; Exhaust Manifold has a ring gasket			101371
	2003-05	6.0 364cid	Extended Cargo Van		101261	
	2003-05	6.0 364cid	Extended Passenger Van		101261	
	2003-05	6.0 364cid	Standard Cargo Van		101261	
	2003-05	6.0 364cid	Standard Passenger Van		101261	
	2003-05	6.0 364cid	Extended Cargo Van; W/ Calif emissions; Exhaust Manifold has a donut flange gasket			101262
	2003-05	6.0 364cid	Extended Passenger Van; W/ Calif emissions; Exhaust Manifold has a donut flange gasket			101262
	2003-05	6.0 364cid	Standard Cargo Van; W/ Calif emissions; Exhaust Manifold has a donut flange gasket			101262
	2003-05	6.0 364cid	Standard Passenger Van; W/ Calif emissions; Exhaust Manifold has a donut flange gasket			101262
	2006-10	6.0 364cid			101261	
	2006-08	6.6 400cid	Diesel Engine			101401
	1996-00	7.4 454cid	Extended Cargo Van		101179	101197
	1996-00	7.4 454cid	Extended Passenger Van		101179	101197
	1996-00	7.4 454cid	Standard Cargo Van		101179	101197
1996-00	7.4 454cid	Standard Passenger Van		101179	101197	
Sierra 1500	1999-10	4.8 294cid			101261	
	1999-05	4.8 294cid	W/ Calif emissions; Exhaust Manifold has a donut flange gasket			101262
	2003-10	4.8 294cid	NOT for sale in Calif; Exhaust Manifold has a ring gasket			101371
	1999-10	5.3 325cid			101261	
	1999-05	5.3 323cid	W/ Calif emissions; Exhaust Manifold has a donut flange gasket			101262

● Exhaust Manifold/Catalytic Converter (one-piece assembly)

MODEL	YEAR	ENGINE	ADDITIONAL	EXHAUST MANIFOLD (Single)	LEFT EXHAUST MANIFOLD	RIGHT EXHAUST MANIFOLD
GMC						
Sierra 1500 (Cont'd)	2002	5.3 323cid	W/ Air Pump; NOT for sale in Calif; Exhaust Manifold has a ring gasket			101371
	2003-04	5.3 323cid	NOT for sale in Calif; Exhaust Manifold has a ring gasket			101371
	2005-07	5.3 325cid	T in 8th position of VIN; NOT for sale in Calif; Exhaust Manifold has a ring gasket			101371
	2005-07	5.3 325cid	B in 8th position of VIN; NOT for sale in Calif; Exhaust Manifold has a ring gasket			101371
	2005-06	5.3 325cid	Z in 8th position of VIN; NOT for sale in Calif; Exhaust Manifold has a ring gasket			101371
	2007-09	5.3 325cid	M in 8th position of VIN; NOT for sale in Calif; Exhaust Manifold has a ring gasket			101371
	2007-09	5.3 325cid	O in 8th position of VIN; NOT for sale in Calif; Exhaust Manifold has a ring gasket			101371
	2007-09	5.3 325cid	3 in 8th position of VIN; NOT for sale in Calif; Exhaust Manifold has a ring gasket			101371
	2007-09	5.3 325cid	J in 8th position of VIN; NOT for sale in Calif; Exhaust Manifold has a ring gasket			101371
	2010	5.3 325cid	NOT for sale in Calif; Exhaust Manifold has a ring gasket			101371
	2006-10	6.0 364cid			101261	
	2006-10	6.0 364cid	NOT for sale in Calif; Exhaust Manifold has a ring gasket			101371
	2009-10	6.2 376cid			101261	
	2009-10	6.2 376cid	NOT for sale in Calif; Exhaust Manifold has a ring gasket			101371
Sierra 1500 HD	2001-03	6.0 364cid			101261	
	2001-03	6.0 364cid	W/ Calif emissions; Exhaust Manifold has a donut flange gasket			101262
	2003	6.0 364cid	NOT for sale in Calif; Exhaust Manifold has a ring gasket			101371
	2005-07	6.0 364cid			101261	
	2005-07	6.0 364cid	NOT for sale in Calif; Exhaust Manifold has a ring gasket			101371
	2005	6.0 364cid	W/ Calif emissions; Exhaust Manifold has a donut flange gasket			101262
Sierra 2500	1999-00	5.3 323cid			101261	
	1999-00	5.3 323cid	W/ Calif emissions; Exhaust Manifold has a donut flange gasket			101262
	1999-04	6.0 364cid	W/ Calif emissions; Exhaust Manifold has a donut flange gasket			101262
	2001-04	6.0 364cid			101261	
	2003-04	6.0 364cid	NOT for sale in Calif; Exhaust Manifold has a ring gasket			101371

● Exhaust Manifold/Catalytic Converter (one-piece assembly)

MODEL	YEAR	ENGINE	ADDITIONAL	EXHAUST MANIFOLD (Single)	LEFT EXHAUST MANIFOLD	RIGHT EXHAUST MANIFOLD
GMC						
Sierra 2500 HD	2001-10	6.0 364cid			101261	
	2001-05	6.0 364cid	W/ Calif emissions; Exhaust Manifold has a donut flange gasket			101262
	2002-10	6.0 364cid	NOT for sale in Calif; Exhaust Manifold has a ring gasket			101371
	2001-08	6.6 400cid	Diesel Engine			101401
	2001-02	8.1 496cid			101377	
	2001-02	8.1 496cid	W/o Air Pump			101376
	2003	8.1 496cid			101377	101376
	2004-07	8.1 496cid			101377	
Sierra 3500	2001-07	6.0 364cid			101261	
	2001-05	6.0 364cid	W/ Calif emissions; Exhaust Manifold has a donut flange gasket			101262
	2003-07	6.0 364cid	NOT for sale in Calif; Exhaust Manifold has a ring gasket			101371
	2001-07	6.6 400cid	Diesel Engine			101401
	2001-02	8.1 496cid			101377	
	2001-02	8.1 496cid	W/o Air Pump			101376
	2003	8.1 496cid			101377	101376
	2004-07	8.1 496cid			101377	
Sierra 3500 HD	2007-10	6.0 364cid			101261	
	2007-10	6.0 364cid	NOT for sale in Calif; Exhaust Manifold has a ring gasket			101371
	2007-08	6.6 400cid	Diesel Engine			101401
Sierra C3	2001	6.0 364cid			101261	
	2001	6.0 364cid	W/ Calif emissions; Exhaust Manifold has a donut flange gasket			101262
Sierra Denali	2002-07	6.0 364cid			101261	
	2002	6.0 364cid	W/ Calif emissions; Exhaust Manifold has a donut flange gasket			101262
	2003-07	6.0 364cid	NOT for sale in Calif; Exhaust Manifold has a ring gasket			101371
	2007-10	6.2 376cid			101261	
	2007-10	6.2 376cid	NOT for sale in Calif; Exhaust Manifold has a ring gasket			101371
Sonoma	1994-97	2.2 134cid		101334		
	1998-00	2.2 134cid	4 in 8th position of VIN	101183		
	2000-02	2.2 134cid	5 in 8th position of VIN	101355		
	2003	2.2 134cid	H in 8th position of VIN; Low Emissions (LEV) or National Emissions (NLEV)	101355		
	1991-93	2.5 151cid	Tubular Manifold	101076		
	1991-93	2.5 151cid	Cast Iron	101331		
	1991-93	2.8 173cid			101148	101299

● Exhaust Manifold/Catalytic Converter (one-piece assembly)

MODEL	YEAR	ENGINE	ADDITIONAL	EXHAUST MANIFOLD (Single)	LEFT EXHAUST MANIFOLD	RIGHT EXHAUST MANIFOLD
GMC						
Sonoma (Cont'd)	1991-95	4.3 262cid			101086	101087
	1996-97	4.3 262cid			101089	101088
	1998-01	4.3 262cid	W/o A.I.R.		101089	101088
	1998-01	4.3 262cid	W/ A.I.R.		101291	101290
	2002-04	4.3 262cid	W/o A.I.R.			101088
Sprint	1971-72	4.1 250cid		101140		
	1971-73	5.0 307cid	W/o straight male dump		101083	
	1971-73	5.0 307cid	W/ Heat shield			101084
	1976-77	5.0 305cid	W/ 4 A.I.R holes plugged		101080	
	1976-77	5.0 305cid	W/ Heat shield			101084
	1971-77	5.7 350cid	W/ Heat shield			101084
	1971-75	5.7 350cid	W/o straight male dump		101083	
	1976-77	5.7 350cid	W/ 4 A.I.R holes plugged		101080	
	1971-72	6.6 402cid	W/o heat shield			101065
	1974-76	6.6 400cid	W/ Heat shield			101084
	1974-75	6.6 400cid	W/o straight male dump		101083	
	1976	6.6 400cid	W/ 4 A.I.R holes plugged		101080	
	1971-75	7.4 454cid	W/o heat shield			101065
	1971-72	7.4 454cid			101325	
	1971	7.4 454cid	365 HP; W/o heat shield			101065
1971	7.4 454cid	425 HP; W/o heat shield			101065	
Suburban	1965	3.8 230cid		101140		
	1966	4.1 250cid		101140		
	1967	4.6 283cid	W/ alternator adapter bracket		101102	
	1967	4.6 283cid	W/o A.I.R.		101061	
	1967	4.6 283cid	Rams Horn Style, Center Dump		101067	101068
	1966-67	4.8 292cid		101140		
	1967	5.3 327cid	W/ alternator adapter bracket		101102	
	1967	5.3 327cid	W/o A.I.R.		101061	
	1967	5.3 327cid	Rams Horn Style, Center Dump		101067	101068
Syclone	1991	4.3 262cid				101087
T6500	1997-98	6.0 366cid			101074	101075
T7500	1997-98	6.0 366cid			101074	101075
Typhoon	1992-93	4.3 262cid				101087
V1500	1987	5.0 305cid	W/ straight male flange		101096	101062
	1987	5.0 305cid	With Heat Stove			101081
	1987	5.7 350cid	K in 8th position of VIN; Cast Iron; W/ straight male flange		101096	101062
	1987	5.7 350cid	With Heat Stove			101081

● Exhaust Manifold/Catalytic Converter (one-piece assembly)

MODEL	YEAR	ENGINE	ADDITIONAL	EXHAUST MANIFOLD (Single)	LEFT EXHAUST MANIFOLD	RIGHT EXHAUST MANIFOLD
GMC						
V1500 Suburban	1987-88	5.7 350cid	K in 8th position of VIN; Cast Iron; W/ straight male flange		101096	101062
	1987	5.7 350cid	With Heat Stove			101081
	1989-91	5.7 350cid	W/ straight male flange		101096	101062
	1988-91	6.2 379cid	Diesel Engine; Naturally Aspirated		101333	
V2500	1987	5.7 350cid	K in 8th position of VIN; Cast Iron; W/ straight male flange		101096	101062
	1987	5.7 350cid	With Heat Stove			101081
V2500 Suburban	1987-88	5.7 350cid	K in 8th position of VIN; Cast Iron; W/ straight male flange		101096	101062
	1987	5.7 350cid	With Heat Stove			101081
	1989-91	5.7 350cid	W/ straight male flange		101096	101062
	1988-91	6.2 379cid	Diesel Engine; Naturally Aspirated		101333	
V3500	1987-88	5.7 350cid	K in 8th position of VIN; Cast Iron; W/ straight male flange		101096	101062
	1987-88	5.7 350cid	M in 8th position of VIN; Stainless Steel Tubular		101267	101266
	1987	5.7 350cid	With Heat Stove			101081
	1989-91	5.7 350cid	W/ straight male flange		101096	101062
	1988-91	6.2 379cid	Diesel Engine; Naturally Aspirated		101333	
	1987-91	7.4 454cid	N in 8th position of VIN; FI; Cast Iron; W/ Oxygen sensor hole		101069	
	1987-91	7.4 454cid	N in 8th position of VIN; FI; Cast Iron; W/ Heat shield			101071
	1987-89	7.4 454cid				101327
Yukon	2000-09	4.8 294cid			101261	
	2000-01	4.8 294cid	W/ Calif emissions; Exhaust Manifold has a donut flange gasket			101262
	2002-09	4.8 294cid	NOT for sale in Calif; Exhaust Manifold has a ring gasket			101371
	2000-10	5.3 325cid			101261	
	2000-02	5.3 323cid	W/ Calif emissions; Exhaust Manifold has a donut flange gasket			101262
	2002	5.3 323cid	W/ Air Pump; NOT for sale in Calif; Exhaust Manifold has a ring gasket			101371
	2003-05	5.3 323cid	NOT for sale in Calif; Exhaust Manifold has a ring gasket			101371
	2006	5.3 325cid	T in 8th position of VIN; NOT for sale in Calif; Exhaust Manifold has a ring gasket			101371
	2006	5.3 325cid	Z in 8th position of VIN; NOT for sale in Calif; Exhaust Manifold has a ring gasket			101371
	2007-10	5.3 325cid	NOT for sale in Calif; Exhaust Manifold has a ring gasket			101371
	1992-95	5.7 350cid				101063
	1992-95	5.7 350cid	W/ Heat shield		101064	
	1996-99	5.7 350cid			101095	101094
	1998-99	5.7 350cid	W/ A.I.R.		101294	101293
	2008-10	6.0 364cid			101261	
2008-10	6.0 364cid	NOT for sale in Calif; Exhaust Manifold has a ring gasket			101371	

● Exhaust Manifold/Catalytic Converter (one-piece assembly)

MODEL	YEAR	ENGINE	ADDITIONAL	EXHAUST MANIFOLD (Single)	LEFT EXHAUST MANIFOLD	RIGHT EXHAUST MANIFOLD
GMC						
Yukon (Cont'd)	2008-10	6.2 376cid			101261	
	2008-10	6.2 376cid	NOT for sale in Calif; Exhaust Manifold has a ring gasket			101371
	1994-97	6.5 395cid	Diesel Engine; Turbocharged		101333	101332
Yukon XL 1500	2000-10	5.3 325cid			101261	
	2000-02	5.3 323cid	W/ Calif emissions; Exhaust Manifold has a donut flange gasket			101262
	2002	5.3 323cid	W/ Air Pump; NOT for sale in Calif; Exhaust Manifold has a ring gasket			101371
	2003-10	5.3 325cid	NOT for sale in Calif; Exhaust Manifold has a ring gasket			101371
	2007-09	6.0 364cid			101261	
	2007-09	6.0 364cid	NOT for sale in Calif; Exhaust Manifold has a ring gasket			101371
	2007-10	6.2 376cid			101261	
	2007-10	6.2 376cid	NOT for sale in Calif; Exhaust Manifold has a ring gasket			101371
Yukon XL 2500	2000-10	6.0 364cid			101261	
	2000-02	6.0 364cid	W/ Calif emissions; Exhaust Manifold has a donut flange gasket			101262
	2003-10	6.0 364cid	NOT for sale in Calif; Exhaust Manifold has a ring gasket			101371
	2001-02	8.1 496cid			101377	
	2001-02	8.1 496cid	W/o Air Pump			101376
	2003	8.1 496cid			101377	101376
	2004-06	8.1 496cid			101377	
HONDA						
Accord	1990-93	2.2 2156cc		101265		
	1994-95	2.2 2156cc	DX	101253		
	1994-95	2.2 2156cc	EX	101253		
	1996	2.2 2156cc		101253		
	1997	2.2 2156cc	DX	101253		
	1997	2.2 2156cc	EX	101253		
	1997	2.2 2156cc	SE	101253		
	1997	2.2 2156cc	Value Package	101253		
	2003-07	3.0 2997cc	NOT for sale in Calif; Transverse engine - Left = Front, Right = Rear		101413	101412
CRX	1988-90	1.5 1493cc		101276		
	1988-91	1.6 1590cc		101276		
Civic	2003-05	1.3 1339cc	Hybrid	101482●		
	1988-94	1.5 1493cc		101276		
	1995	1.5 1493cc	NOT for sale in Calif	101276		
	1988-91	1.6 1590cc		101276		

● Exhaust Manifold/Catalytic Converter (one-piece assembly)

MODEL	YEAR	ENGINE	ADDITIONAL	EXHAUST MANIFOLD (Single)	LEFT EXHAUST MANIFOLD	RIGHT EXHAUST MANIFOLD
HONDA						
Civic (Cont'd)	1992-98	1.6 1590cc		101121		
	1996-00	1.6 1590cc	Calif Approved; CARB EXECUTIVE ORDER No. D-562-53; Single Exhaust Outlet	101322●		
	1996-00	1.6 1590cc	Single Exhaust Outlet; NOT for sale in California	101122●		
	2001-05	1.7 1668cc	NOT for sale in Calif; Single Exhaust Outlet	101304●		
	2001-05	1.7 1668cc	W/ Calif emissions	101415●		
Civic del Sol	1993-95	1.5 1493cc		101276		
	1993-97	1.6 1590cc	VTEC Eng.	101121		
	1996-97	1.6 1590cc	Calif Approved; CARB EXECUTIVE ORDER No. D-562-53; Single Exhaust Outlet	101322●		
	1996-97	1.6 1590cc	Single Exhaust Outlet; NOT for sale in California	101122●		
Prelude	1992-96	2.2 2156cc		101265		
HONDA TRUCK						
Odyssey	1995-97	2.2 2156cc		101253		
	1998	2.3 2234cc		101253		
	2005-09	3.5 3471cc	NOT for sale in Calif; Transverse engine - Left = Front, Right = Rear		101413	101412
Pilot	2005-09	3.5 3471cc	NOT for sale in Calif; Transverse engine - Left = Front, Right = Rear		101413	101412
HUMMER TRUCK						
H2	2003-07	6.0 364cid			101261	
	2003-07	6.0 364cid	NOT for sale in Calif; Exhaust Manifold has a ring gasket			101371
	2003-05	6.0 364cid	W/ Calif emissions; Exhaust Manifold has a donut flange gasket			101262
	2008-09	6.2 376cid			101261	
	2008-09	6.2 376cid	NOT for sale in Calif; Exhaust Manifold has a ring gasket			101371
HYUNDAI						
Accent	2000-03	1.5 1495cc	SOHC Eng.; NOT for sale in Calif; Single Exhaust Outlet	101312●		
	2001-05	1.6 1600cc	NOT for sale in Calif; Single Exhaust Outlet	101384●		
	2006-10	1.6 1599cc		101419●		
Azera	2006-11	3.8 3778cc			101473	101474
Elantra	1996-97	1.8 1795cc		101251		
	1998	1.8 1796cc	Through 8/16/1997	101251		
	1998	1.8 1796cc	NOT for sale in Calif; Single Exhaust Outlet	101307●		
	1999-03	2.0 1975cc	NOT for sale in Calif; Single Exhaust Outlet	101307●		
	2004-06	2.0 1975cc	NOT for sale in Calif; Single Exhaust Outlet	101389●		
	2007	2.0 1975cc	Manual Transmission; NOT for sale in Calif; Single Exhaust Outlet	101389●		

● Exhaust Manifold/Catalytic Converter (one-piece assembly)

MODEL	YEAR	ENGINE	ADDITIONAL	EXHAUST MANIFOLD (Single)	LEFT EXHAUST MANIFOLD	RIGHT EXHAUST MANIFOLD
HYUNDAI						
Excel	1986-89	1.5 1468cc		101106		
	1990-92	1.5 1468cc	W/ A.I.R hole plugged	101012		
	1993-94	1.5 1468cc	NOT for sale in Calif; W/ A.I.R hole plugged	101012		
Scoupe	1991-92	1.5 1468cc	W/ A.I.R hole plugged	101012		
Sonata	1999-01	2.5 2493cc	Transverse engine - Left = Front, Right = Rear		101328	101329
	2002-04	2.7 2656cc	Transverse engine - Left = Front, Right = Rear		101328	101329
	2006-07	3.3 3342cc			101473	101474
Tiburon	1997	1.8 1795cc		101251		
	1997-01	2.0 1997cc	NOT for sale in Calif; Single Exhaust Outlet	101307●		
	2007-08	2.0 1975cc	NOT for sale in Calif; Single Exhaust Outlet	101389●		
HYUNDAI TRUCK						
Entourage	2007-08	3.8 3778cc			101473	101474
Tucson	2005	2.0 1975cc		101483●		
INFINITI						
I30	1996-99	3.0 2988cc	Transverse engine - Left = Front, Right = Rear		101298	101297
	2000-01	3.0 2988cc	Transverse engine - Left = Front, Right = Rear			101297
I35	2003-04	3.5 3498cc			101480	101481
INFINITI TRUCK						
QX4	1997-00	3.3 3275cc			101230	101139
	2001-03	3.5 3498cc			101173	101174
INTERNATIONAL						
100	1974	4.2 258cid		101002		
	1974	5.0 304cid			101107	101107
	1974	5.6 345cid			101107	101107
	1974	6.4 392cid	Center Dump, 3-bolt dump flange		101108	101108
1000A	1966	5.0 304cid			101107	101107
1000B	1969	3.8 232cid		101002		
	1967-69	3.9 241cid		101002		
	1967-69	4.4 266cid			101107	101107
	1969	5.0 304cid			101107	101107
1000C	1969	3.8 232cid		101002		
	1968-69	3.9 241cid		101002		
	1968-69	4.4 266cid			101107	101107
	1969	5.0 304cid			101107	101107
1000D	1969-70	5.0 304cid			101107	101107
1010	1972-73	4.2 258cid		101002		
	1971-73	5.0 304cid			101107	101107
	1971-73	5.6 345cid			101107	101107
	1971-73	5.7 345cid			101107	101107
	1972-73	6.4 392cid	Center Dump, 3-bolt dump flange		101108	101108

● Exhaust Manifold/Catalytic Converter (one-piece assembly)

MODEL	YEAR	ENGINE	ADDITIONAL	EXHAUST MANIFOLD (Single)	LEFT EXHAUST MANIFOLD	RIGHT EXHAUST MANIFOLD
INTERNATIONAL						
1100A	1966	3.9 241cid		101002		
	1966	5.0 304cid			101107	101107
1100B	1969	3.8 232cid		101002		
	1967-69	3.9 241cid		101002		
	1967-69	4.4 266cid			101107	101107
	1969	5.0 304cid			101107	101107
1100C	1969	3.8 232cid		101002		
	1968-69	3.9 241cid		101002		
	1968-69	4.4 266cid			101107	101107
	1969	5.0 304cid			101107	101107
1100D	1969-70	3.8 232cid		101002		
	1969-70	3.9 241cid		101002		
	1969-70	4.4 266cid			101107	101107
	1969-70	5.0 304cid			101107	101107
1110	1971	3.8 232cid		101002		
	1972-73	4.2 258cid		101002		
	1971-73	5.0 304cid			101107	101107
	1971-73	5.6 345cid			101107	101107
	1971-73	5.7 345cid			101107	101107
	1971-73	6.4 392cid	Center Dump, 3-bolt dump flange		101108	101108
1200A	1966	3.9 241cid		101002		
	1966	5.0 304cid			101107	101107
1200B	1967-69	3.9 241cid		101002		
	1967-69	4.4 266cid			101107	101107
	1969	5.0 304cid			101107	101107
1200C	1968-69	3.9 241cid		101002		
	1968-69	4.4 266cid			101107	101107
	1969	5.0 304cid			101107	101107
1200D	1969-70	3.9 241cid		101002		
	1969-70	4.4 266cid			101107	101107
	1969-70	5.0 304cid			101107	101107
1210	1971	3.8 232cid		101002		
	1972-73	4.2 258cid		101002		
	1971-73	5.0 304cid			101107	101107
	1971-73	5.6 345cid			101107	101107
	1971-73	5.7 345cid			101107	101107
	1971-73	6.4 392cid	Center Dump, 3-bolt dump flange		101108	101108
1300A	1966	3.9 241cid		101002		

● Exhaust Manifold/Catalytic Converter (one-piece assembly)

MODEL	YEAR	ENGINE	ADDITIONAL	EXHAUST MANIFOLD (Single)	LEFT EXHAUST MANIFOLD	RIGHT EXHAUST MANIFOLD
INTERNATIONAL						
1300B	1967-69	3.9 241cid		101002		
	1967	4.3 266cid			101107	101107
	1968-69	4.4 266cid			101107	101107
	1969	5.0 304cid			101107	101107
1300C	1968-69	3.9 241cid		101002		
	1968-69	4.4 266cid			101107	101107
	1969	5.0 304cid			101107	101107
1300D	1969-70	3.9 241cid		101002		
	1969-70	4.4 266cid			101107	101107
	1969-70	5.0 304cid			101107	101107
1310	1971	3.8 232cid		101002		
	1972-73	4.2 258cid		101002		
	1971-73	5.0 304cid			101107	101107
	1971-73	5.6 345cid			101107	101107
	1971-73	5.7 345cid			101107	101107
	1971-73	6.4 392cid	Center Dump, 3-bolt dump flange		101108	101108
150	1975	5.0 304cid			101107	101107
	1975	5.6 345cid			101107	101107
	1975	6.4 392cid	Center Dump, 3-bolt dump flange		101108	101108
200	1974	4.2 258cid		101002		
	1974-75	5.0 304cid	4WD; 4500lb front axle		101107	101107
	1974-75	5.6 345cid	4WD; 4500lb front axle		101107	101107
	1974-75	6.4 392cid	4WD; 4500lb front axle		101107	101107
	1974-75	6.4 392cid	Center Dump, 3-bolt dump flange		101108	101108
908B	1967	4.3 266cid			101107	101107
	1968	4.4 266cid			101107	101107
	1969	5.0 304cid			101107	101107
908C	1968	4.4 266cid			101107	101107
	1969	5.0 304cid			101107	101107
Cargostar	1980-83	5.7 345cid	Center Dump, 2-bolt dump flange		101107	101107
	1980	6.4 392cid	Center Dump, 3-bolt dump flange		101108	101108
	1983	6.4 392cid	Center Dump, 3-bolt dump flange		101108	101108
	1980	6.6 404cid	Center Dump		101109	101109
	1980	7.3 446cid	Center Dump		101109	101109
D1000	1965	5.0 304cid			101107	101107
D1100	1965	3.9 241cid		101002		
	1965	4.3 266cid			101107	101107
D1200	1965	3.9 241cid		101002		
	1965	4.3 266cid			101107	101107
	1965	5.0 304cid			101107	101107
D300	1965	4.4 266cid			101107	101107

● Exhaust Manifold/Catalytic Converter (one-piece assembly)

MODEL	YEAR	ENGINE	ADDITIONAL	EXHAUST MANIFOLD (Single)	LEFT EXHAUST MANIFOLD	RIGHT EXHAUST MANIFOLD
INTERNATIONAL						
S1624	1980-82	5.7 345cid	Center Dump, 2-bolt dump flange		101107	101107
S1723	1980-82	5.7 345cid	Center Dump, 2-bolt dump flange		101107	101107
	1980	6.4 392cid	Center Dump, 3-bolt dump flange		101108	101108
	1983	6.4 392cid	Center Dump, 3-bolt dump flange		101108	101108
	1980	6.6 404cid	Center Dump		101109	101109
S1724	1980-82	5.7 345cid	Center Dump, 2-bolt dump flange		101107	101107
	1980	6.4 392cid	Center Dump, 3-bolt dump flange		101108	101108
	1983	6.4 392cid	Center Dump, 3-bolt dump flange		101108	101108
	1980	6.6 404cid	Center Dump		101109	101109
S1823	1980-82	5.7 345cid	Center Dump, 2-bolt dump flange		101107	101107
	1980	6.6 404cid	Center Dump		101109	101109
	1980	7.3 446cid	Center Dump		101109	101109
S1824	1980	6.4 392cid	Center Dump, 3-bolt dump flange		101108	
	1981	6.4 392cid	Center Dump, 3-bolt dump flange		101108	101108
	1983	6.4 392cid	Center Dump, 3-bolt dump flange		101108	101108
	1980	6.6 404cid	Center Dump		101109	
	1980	7.3 446cid	Center Dump		101109	101109
S1924	1980	6.6 404cid	Center Dump		101109	101109
	1980	7.3 446cid	Center Dump		101109	101109
S1925	1980	6.6 404cid	Center Dump		101109	101109
	1980	7.3 446cid	Center Dump		101109	101109
Scout	1965-66	2.5 152cid	Naturally Aspirated	101107		
	1967-68	2.5 152cid		101107		
	1967-70	3.2 196cid		101107		
	1969-70	3.8 232cid		101002		
	1968	4.4 266cid			101107	101107
	1969-70	5.0 304cid			101107	101107
Scout II	1971-77	3.2 196cid		101107		
	1971	3.8 232cid		101002		
	1973-74	4.2 258cid		101002		
	1971-80	5.0 304cid			101107	101107
	1975-80	5.6 345cid			101107	101107
	1973-74	5.7 345cid			101107	101107
	1975	6.4 392cid	Center Dump, 3-bolt dump flange		101108	101108
Travelall	1975	5.0 304cid	4WD; 4500lb front axle		101107	101107
	1975	5.6 345cid	4WD; 4500lb front axle		101107	101107
	1975	6.4 392cid	4WD; 4500lb front axle		101107	101107
	1975	6.4 392cid	Center Dump, 3-bolt dump flange		101108	101108

● Exhaust Manifold/Catalytic Converter (one-piece assembly)

MODEL	YEAR	ENGINE	ADDITIONAL	EXHAUST MANIFOLD (Single)	LEFT EXHAUST MANIFOLD	RIGHT EXHAUST MANIFOLD
ISUZU						
I-Mark	1987-88	1.5 1471cc	Naturally Aspirated	101103		
	1989	1.5 1471cc	Turbocharged; SOHC Eng.	101103		
Stylus	1991-92	1.6 1588cc	SOHC Eng.	101104		
	1993	1.6 1588cc		101104		
ISUZU TRUCK						
Amigo	1989-92	2.6 2559cc	MFI; NOT for sale in Calif	101110		
Ascender	2008	4.2 256cid		101466		
Hombre	1996-97	2.2 2180cc		101334		
	1998-00	2.2 2180cc	4 in 8th position of VIN	101183		
	1997-99	4.3 4294cc			101089	101088
	2000	4.3 262cid	W/o A.I.R.		101089	101088
	2000	4.3 262cid	W/ A.I.R.		101291	101290
NPR	1993-95	5.7 350cid	Gas Engine; W/ E.G.R hole plugged		101101	
	1993-95	5.7 350cid	Gas Engine			101100
	1996-02	5.7 350cid	Gas Engine			101168
	2003-07	6.0 5967cc				101470
NPR-HD	1999-02	5.7 350cid	Gas Engine			101168
	2003-07	6.0 5967cc				101470
Oasis	1996-97	2.2 2156cc		101253		
	1998-99	2.3 2234cc		101253		
Pickup	1988	2.6 2559cc	MFI	101110		
	1989-92	2.6 2559cc	NOT for sale in Calif	101110		
	1991-94	3.1 3137cc			101148	
Rodeo	1991-92	2.6 2559cc		101110		
	1991-92	3.1 3137cc			101148	
Trooper	1988-91	2.6 2559cc		101110		
	1989-91	2.8 2827cc				101299
JEEP						
CJ5	1983	2.5 151cid		101005		
	1972-78	3.8 232cid		101002		
	1972-79	4.2 258cid		101002		
	1981-83	4.2 258cid		101004		
	1972	5.0 304cid	W/ A.I.R.			101145
	1973-81	5.0 304cid				101145
CJ6	1972-75	3.8 232cid		101002		
	1972-75	4.2 258cid		101002		
	1972	5.0 304cid	W/ A.I.R.			101145
	1973-75	5.0 304cid				101145
CJ7	1983-86	2.5 150cid		101005		
	1976-78	3.8 232cid		101002		
	1976-79	4.2 258cid		101002		

● Exhaust Manifold/Catalytic Converter (one-piece assembly)

MODEL	YEAR	ENGINE	ADDITIONAL	EXHAUST MANIFOLD (Single)	LEFT EXHAUST MANIFOLD	RIGHT EXHAUST MANIFOLD
JEEP						
CJ7 (Cont'd)	1981-86	4.2 258cid		101004		
	1976-81	5.0 304cid				101145
Cherokee	1984-00	2.5 150cid		101005		
	1984-86	2.8 173cid			101148	
	1987-90	4.0 242cid		101111		
	1991-99	4.0 242cid	Improved Aftermarket Stainless Steel Version; Limited Lifetime Warranty; NOT for sale in Calif	101212		
	1991-99	4.0 242cid	OEM Design; 90 Day Warranty	101330		
	2000-01	4.0 242cid	Transverse engine - Left = Front, Right = Rear		101164	101163
	1974-79	4.2 258cid		101002		
	1981-83	4.2 258cid		101004		
	1974-79	5.9 360cid				101145
	1980-83	5.9 360cid			101153	101145
	1974-78	6.6 401cid				101145
Comanche	1986-92	2.5 150cid		101005		
	1986	2.8 173cid			101148	
	1987-90	4.0 242cid		101111		
	1991-92	4.0 242cid	Improved Aftermarket Stainless Steel Version; Limited Lifetime Warranty; NOT for sale in Calif	101212		
	1991-92	4.0 242cid	OEM Design; 90 Day Warranty	101330		
Commando	1972	3.8 232cid		101002		
	1972	4.2 258cid		101002		
DJ5	1972-74	3.8 232cid		101002		
	1973-74	4.2 258cid		101002		
Gladiator	1965-67	3.8 232cid		101002		
Grand Cherokee	1993-99	4.0 242cid	Improved Aftermarket Stainless Steel Version; Limited Lifetime Warranty; NOT for sale in Calif	101212		
	1993-99	4.0 242cid	OEM Design; 90 Day Warranty	101330		
	1999-04	4.0 242cid	Transverse engine - Left = Front, Right = Rear		101164	101163
	2011-12	5.7 345cid			101478	
Grand Wagoneer	1984-86	4.2 258cid		101004		
	1984-91	5.9 360cid			101153	101145
J-100	1965-71	3.8 232cid		101002		
	1972-73	4.2 258cid		101002		
J-2500	1965-71	3.8 232cid		101002		
	1972-73	4.2 258cid		101002		
	1972	5.0 304cid				101145
	1972-73	5.9 360cid				101145
J-2600	1965-70	3.8 232cid		101002		
	1972-73	4.2 258cid		101002		
	1972	5.0 304cid				101145
	1972-73	5.9 360cid				101145

● Exhaust Manifold/Catalytic Converter (one-piece assembly)

MODEL	YEAR	ENGINE	ADDITIONAL	EXHAUST MANIFOLD (Single)	LEFT EXHAUST MANIFOLD	RIGHT EXHAUST MANIFOLD
JEEP						
J-2700	1965-70	3.8 232cid		101002		
J-2800	1965-67	3.8 232cid		101002		
J-3500	1965-70	3.8 232cid		101002		
J-3600	1965-70	3.8 232cid		101002		
J-3700	1965-70	3.8 232cid		101002		
J-3800	1965-68	3.8 232cid		101002		
J-4500	1970	3.8 232cid		101002		
	1972-73	4.2 258cid		101002		
J-4600	1972-73	4.2 258cid		101002		
J-4700	1970	3.8 232cid		101002		
	1972-73	4.2 258cid		101002		
J-4800	1970	3.8 232cid		101002		
	1972-73	4.2 258cid		101002		
J10	1974-79	4.2 258cid		101002		
	1981-87	4.2 258cid		101004		
	1974-79	5.9 360cid				101145
	1980-88	5.9 360cid			101153	101145
	1974-78	6.6 401cid				101145
J20	1974	4.2 258cid		101002		
	1976	4.2 258cid		101002		
	1974-79	5.9 360cid				101145
	1980-88	5.9 360cid			101153	101145
	1974-78	6.6 401cid				101145
Jeepster	1972-73	3.8 232cid		101002		
	1972-73	4.2 258cid		101002		
	1972	5.0 304cid	W/ A.I.R.			101145
	1973	5.0 304cid				101145
Liberty	2002-05	2.4 148cid		101424		
	2002-04	3.7 226cid			101364	101363
Scrambler	1983-85	2.5 150cid		101005		
	1981-85	4.2 258cid		101004		
Wagoneer	1984-87	2.5 150cid		101005		
	1984-86	2.8 173cid			101148	
	1965-71	3.8 232cid		101002		
	1987-90	4.0 242cid		101111		
	1972-73	4.2 258cid		101002		
	1981-83	4.2 258cid		101004		
	1972	5.9 360cid	W/ A.I.R.			101145
	1973-79	5.9 360cid				101145
	1980-83	5.9 360cid			101153	101145

● Exhaust Manifold/Catalytic Converter (one-piece assembly)

MODEL	YEAR	ENGINE	ADDITIONAL	EXHAUST MANIFOLD (Single)	LEFT EXHAUST MANIFOLD	RIGHT EXHAUST MANIFOLD
JEEP						
Wrangler	2003-06	2.4 148cid		101424		
	1987-95	2.5 150cid		101005		
	1997-02	2.5 150cid		101005		
	2007-11	3.8 231cid			101464	101465
	1991-95	4.0 242cid	Improved Aftermarket Stainless Steel Version; Limited Lifetime Warranty; NOT for sale in Calif	101212		
	1991-95	4.0 242cid	OEM Design; 90 Day Warranty	101330		
	1997-99	4.0 242cid	Improved Aftermarket Stainless Steel Version; Limited Lifetime Warranty; NOT for sale in Calif	101212		
	1997-99	4.0 242cid	OEM Design; 90 Day Warranty	101330		
	2000-06	4.0 242cid	Transverse engine - Left = Front, Right = Rear		101164	101163
	1987-90	4.2 258cid		101004		
KIA						
Amanti	2007-09	3.8 3778cc			101473	101474
Rio	2003	1.6 1594cc		101472●		
	2004	1.6 1594cc	To 10/1/2003	101472●		
	2006-10	1.6 1599cc		101419●		
Rio5	2006-10	1.6 1599cc		101419●		
Spectra	2004-08	2.0 1975cc	NOT for sale in Calif; Single Exhaust Outlet	101389●		
Spectra5	2006-08	2.0 1975cc	NOT for sale in Calif; Single Exhaust Outlet	101389●		
KIA TRUCK						
Sedona	2006-10	3.8 3778cc			101473	101474
Sportage	1998-02	2.0 1998cc		101423		
	2005-07	2.0 1975cc		101483●		
LEXUS						
ES350	2007-09	3.5 3456cc	NOT for sale in Calif; Transverse engine - Left = Front, Right = Rear		101409	101410
LINCOLN						
Continental	1988	3.8 232cid	Transverse engine - Left = Front, Right = Rear		101051	
	1988	3.8 232cid	From 5/88; Transverse engine - Left = Front, Right = Rear			101050
	1989-94	3.8 232cid	Transverse engine - Left = Front, Right = Rear		101051	101050
	1995-98	4.6 281cid	Transverse engine - Left = Front, Right = Rear			101224
	1999-02	4.6 281cid	Transverse engine - Left = Front, Right = Rear		101154	101224
	1980	5.0 302cid			101047	
	1980	5.0 302cid	Gas Engine			101023
	1982	5.0 302cid			101047	101023
	1982	5.0 302cid	W/ Calif emissions; From 11/2/81		101047	
	1983	5.0 302cid				101023
	1983	5.0 302cid	W/ Calif emissions		101047	
	1984-85	5.0 302cid	Gas Engine			101023
	1986-87	5.0 302cid			101047	101031

● Exhaust Manifold/Catalytic Converter (one-piece assembly)

MODEL	YEAR	ENGINE	ADDITIONAL	EXHAUST MANIFOLD (Single)	LEFT EXHAUST MANIFOLD	RIGHT EXHAUST MANIFOLD
LINCOLN						
Continental (Cont'd)	1980	5.8 351cid			101047	
	1977-79	6.6 400cid			101049	
	1968	7.0 429cid				101326
	1968-72	7.5 460cid				101326
LS	2000-02	3.0 182cid			101202	
Mark III	1968-71	7.5 460cid				101326
Mark IV	1972	7.5 460cid				101326
Mark LT	2006-08	5.4 330cid			101420	101361
Mark V	1977-79	6.6 400cid			101049	
Mark VI	1980	5.0 302cid			101047	101023
	1981	5.0 302cid				101023
	1981	5.0 302cid	Through 2/1/81		101047	
	1982-83	5.0 302cid			101047	101023
	1980	5.8 351cid			101047	
Mark VII	1984	5.0 302cid				101023
	1985	5.0 302cid	Cast Iron			101023
	1986-92	5.0 302cid	Stainless Steel Tubular		101249	101250
	1986-88	5.0 302cid	Cast Iron		101047	101031
	1990	5.0 302cid	Cast Iron		101047	
Mark VIII	1993-95	4.6 281cid	NOT for sale in Calif		101349	
Town Car	1991	4.6 281cid			101388	
	1992-93	4.6 281cid			101388	101417
	1994-02	4.6 281cid			101284	101283
	2003-11	4.6 281cid			101456	101455
	1982	5.0 302cid				101023
	1982	5.0 302cid	From 12/2/81		101047	
	1983	5.0 302cid			101047	101023
	1984-85	5.0 302cid				101023
	1986-90	5.0 302cid			101047	101031
Versailles	1980	5.0 302cid			101047	101023
LINCOLN TRUCK						
Blackwood	2002	5.4 330cid	W/ ID #2L7E-9429-CA, XL1E-9429-BD		101190	
Navigator	1998	5.4 330cid	SOHC Eng.		101177	101204
	1999-04	5.4 330cid	DOHC Eng.		101190	
	1999	5.4 330cid			101286	
	1999	5.4 330cid	L in 8th position of VIN			101285
	1999	5.4 330cid	SOHC Eng.		101199	
	2003-04	5.4 330cid				101393
	2005-10	5.4 330cid			101420	101361
	2011	5.4 330cid				101361

● Exhaust Manifold/Catalytic Converter (one-piece assembly)

MODEL	YEAR	ENGINE	ADDITIONAL	EXHAUST MANIFOLD (Single)	LEFT EXHAUST MANIFOLD	RIGHT EXHAUST MANIFOLD
MAZDA						
6	2003-05	3.0 2968cc	NOT for sale in Calif; Transverse engine - Left = Front, Right = Rear		101390	101381
626	1988-91	2.2 2184cc	Turbocharged	101208		
MX-6	1988-92	2.2 2184cc	Turbocharged	101208		
Millenia	1995-02	2.3 2254cc	Supercharged; NOT for sale in Calif		101373	101374
Protege	1995-98	1.5 1489cc		101113		
	1999-01	1.6 1589cc		101425		
MAZDA TRUCK						
B3000	2001-05	3.0 2954cc			101227	
B4000	1994-97	4.0 4016cc				101194
	1994	4.0 4016cc	NOT for sale in Calif; W/o EGR		101191	
	1995-97	4.0 4016cc	OHV Eng.		101189	
MPV	2000-01	2.5 2497cc	Transverse engine - Left = Front, Right = Rear		101418	
	2000-01	2.5 2497cc	NOT for sale in Calif; Transverse engine - Left = Front, Right = Rear			101421
	2002-06	3.0 183cid	NOT for sale in Calif; Transverse engine - Left = Front, Right = Rear		101392	101391
Navajo	1991-94	4.0 4016cc				101194
	1991-92	4.0 4016cc	W/o EGR port		101191	
	1993-94	4.0 4016cc	NOT for sale in Calif; W/o EGR		101191	
Tribute	2001-06	3.0 183cid	NOT for sale in Calif; Transverse engine - Left = Front, Right = Rear		101383	101380
MERCURY						
Breezeway	1965-67	6.4 390cid				101314
Brougham	1967	6.4 390cid				101314
Caliente	1966-67	6.4 390cid				101314
Capri	1983	2.3 140cid	Naturally Aspirated; W/ A.I.R.	101037		
	1984	2.3 140cid	Naturally Aspirated	101037		
	1985-86	2.3 140cid		101037		
	1980	4.2 255cid			101047	101023
	1981-82	4.2 255cid				101023
	1982-83	5.0 302cid				101023
	1984-85	5.0 302cid	Cast Iron			101023
	1986	5.0 302cid	Stainless Steel Tubular		101249	101250
	1966-67	6.4 390cid				101314
Colony Park	1987-91	5.0 302cid	Cast Iron		101047	101031
	1963-67	6.4 390cid				101314
	1969-72	7.0 429cid				101326
	1972	7.5 460cid				101326
Comet	1966-67	6.4 390cid				101314
	1970	7.0 429cid				101326

● Exhaust Manifold/Catalytic Converter (one-piece assembly)

MODEL	YEAR	ENGINE	ADDITIONAL	EXHAUST MANIFOLD (Single)	LEFT EXHAUST MANIFOLD	RIGHT EXHAUST MANIFOLD
MERCURY						
Commuter	1963-67	6.4 390cid				101314
Cougar	1999-00	2.5 155cid	NOT for sale in Calif		101213	
	1980-82	4.2 255cid			101047	101023
	1994-97	4.6 281cid			101220	
	1980-81	5.0 302cid			101047	101023
	1983-85	5.0 302cid				101023
	1986-88	5.0 302cid			101047	101031
	1975-79	5.8 351cid	351M Eng.		101049	
	1967	6.4 390cid				101314
	1975-78	6.6 400cid			101049	
	1969-71	7.0 429cid				101326
Country Cruiser	1963	6.4 390cid				101314
Cyclone	1966-67	6.4 390cid				101314
	1969-71	7.0 429cid				101326
Grand Marquis	1981-82	4.2 255cid				101023
	1992-93	4.6 281cid			101388	
	1994-02	4.6 281cid			101284	101283
	2003-11	4.6 281cid			101456	101455
	1980-85	5.0 302cid			101047	101023
	1986-91	5.0 302cid	Cast Iron		101047	101031
	1978	5.8 351cid	351M Eng.		101049	
	1980-81	5.8 351cid			101047	
	1980	5.8 351cid	From 5/2/80			101023
	1983-89	5.8 351cid			101047	101029
1975-78	6.6 400cid			101049		
Lynx	1986-87	1.9 116cid	FI	101248		
Marauder	1963-67	6.4 390cid				101314
	1969-70	7.0 429cid				101326
Marquis	1983	2.3 140cid	Gas Engine; W/ A.I.R.	101037		
	1984-86	2.3 140cid	Gas Engine	101037		
	1981-82	4.2 255cid				101023
	1980-82	5.0 302cid			101047	101023
	1985	5.0 302cid				101023
	1978	5.8 351cid	351M Eng.		101049	
	1980-81	5.8 351cid			101047	
	1980	5.8 351cid	From 5/2/80			101023
	1967	6.4 390cid				101314
	1975-78	6.6 400cid			101049	
	1969-72	7.0 429cid				101326
	1972	7.5 460cid				101326
Meteor	1963	6.4 390cid				101314

● Exhaust Manifold/Catalytic Converter (one-piece assembly)

MODEL	YEAR	ENGINE	ADDITIONAL	EXHAUST MANIFOLD (Single)	LEFT EXHAUST MANIFOLD	RIGHT EXHAUST MANIFOLD
MERCURY						
Monarch	1980	4.2 255cid			101047	101023
	1980	5.0 302cid			101047	101023
Montclair	1964-67	6.4 390cid				101314
Montego	1975-76	5.8 351cid	351M Eng.		101049	
	1975-76	6.6 400cid			101049	
	1970-72	7.0 429cid				101326
Monterey	1963-67	6.4 390cid				101314
	1969-72	7.0 429cid				101326
	1972	7.5 460cid				101326
Mystique	1996-97	2.5 155cid	NOT for sale in Calif		101213	101214
	1998-00	2.5 155cid	NOT for sale in Calif		101213	
Park Lane	1964-67	6.4 390cid				101314
S-55	1966-67	6.4 390cid				101314
Sable	1986	2.5 153cid		101030		
	1986-88	3.0 182cid	Transverse engine - Left = Front, Right = Rear		101046	
	1986-88	3.0 182cid	W/ Calif emissions; Transverse engine - Left = Front, Right = Rear			101045
	1989-92	3.0 182cid	Transverse engine - Left = Front, Right = Rear		101046	101045
	1993	3.0 182cid	Gas Engine; Transverse engine - Left = Front, Right = Rear		101046	101045
	1994-95	3.0 182cid	Gas Engine; Transverse engine - Left = Front, Right = Rear		101237	101193
	1996-99	3.0 182cid	OHV Eng.; Transverse engine - Left = Front, Right = Rear		101171	101167
	1996	3.0 182cid	DOHC Eng.; Transverse engine - Left = Front, Right = Rear		101223	
	2000-05	3.0 182cid	DOHC Eng.; Transverse engine - Left = Front, Right = Rear		101226	
	2000-05	3.0 182cid	DOHC Eng.; NOT for sale in Calif			101341
	2000-03	3.0 182cid	Gas Engine; OHV Eng.; Transverse engine - Left = Front, Right = Rear		101200	101287
	2004-05	3.0 182cid	Gas Engine; OHV Eng.; Transverse engine - Left = Front, Right = Rear		101200	
	1988	3.8 232cid	Transverse engine - Left = Front, Right = Rear		101051	
1988	3.8 232cid	From 5/88; Transverse engine - Left = Front, Right = Rear			101050	
1989-95	3.8 232cid	Transverse engine - Left = Front, Right = Rear		101051	101050	
Topaz	1984	2.3 140cid	Gas Engine; CARB	101192		
	1985-94	2.3 140cid	3-stud flange	101016		
Tracer	1991-96	1.8 112cid	DOHC Eng.	101238		
	1991-96	1.9 116cid		101244		
	1997-99	2.0 122cid	P in 8th position of VIN	101232		
Villager	1966-67	6.4 390cid				101314
Voyager	1966-67	6.4 390cid				101314

● Exhaust Manifold/Catalytic Converter (one-piece assembly)

MODEL	YEAR	ENGINE	ADDITIONAL	EXHAUST MANIFOLD (Single)	LEFT EXHAUST MANIFOLD	RIGHT EXHAUST MANIFOLD
MERCURY						
Zephyr	1983	2.3 140cid	W/ A.I.R.	101037		
	1980-81	4.2 255cid			101047	101023
	1982	4.2 255cid				101023
MERCURY TRUCK						
Mariner	2005-07	3.0 183cid	NOT for sale in Calif; Transverse engine - Left = Front, Right = Rear		101383	101380
	2008	3.0 183cid	NOT for sale in Calif; Transverse engine - Left = Front, Right = Rear			101380
Monterey Van	2004	4.2 256cid	Transverse engine - Left = Front, Right = Rear		101236	
Mountaineer	1998-01	4.0 245cid	SOHC Eng.		101162	101158
	2002-10	4.0 245cid			101375	101370
	1997-98	5.0 302cid			101137	101136
	1998	5.0 302cid	Cast Iron		101159	
	1998	5.0 302cid	Cast Iron; From 2/1998			101206
	1999-00	5.0 302cid	Cast Iron		101159	101206
	2001	5.0 302cid	Cast Iron			101206
	2001	5.0 302cid	Cast Iron; From 2/1/1998		101159	
Villager Van	1993	3.0 182cid	Transverse engine - Left = Front, Right = Rear		101351	101185
	1994	3.0 182cid	From 11/1993; Transverse engine - Left = Front, Right = Rear		101152	101151
	1995-98	3.0 182cid	Transverse engine - Left = Front, Right = Rear		101152	101151
	1999-00	3.3 3275cc	NOT for sale in Calif		101395	
	2001-02	3.3 3275cc	NOT for sale in Calif		101385	
MINI						
Cooper	2002-06	1.6 1600cc	NOT for sale in Calif	101414●		
MITSUBISHI						
Eclipse	1990-94	1.8 1755cc		101268		
	1990-94	2.0 1997cc	Naturally Aspirated; W/o heat shield; FOR HEAT SHIELD, use ATP Part Number 101125	101124		
	1990	2.0 1997cc	Turbocharged; FOR HEAT SHIELD, use ATP Part Number 101143	101138		
	1991-94	2.0 1997cc	Turbocharged; Automatic Transmission; FOR HEAT SHIELD, use ATP Part Number 101143	101247		
	1991-94	2.0 1997cc	Turbocharged; Manual Transmission; FOR HEAT SHIELD, use ATP Part Number 101143	101138		
	1995-99	2.0 1997cc	Naturally Aspirated	101269		
	1995-99	2.0 1997cc	Turbocharged; FOR HEAT SHIELD, use ATP Part Number 101143	101138		
	2002-05	2.4 2351cc		101422●		
Expo LRV	1993-94	1.8 1834cc	W/o heat shield; FOR HEAT SHIELD, use ATP Part Number 101125	101124		

● Exhaust Manifold/Catalytic Converter (one-piece assembly)

MODEL	YEAR	ENGINE	ADDITIONAL	EXHAUST MANIFOLD (Single)	LEFT EXHAUST MANIFOLD	RIGHT EXHAUST MANIFOLD
MITSUBISHI						
Galant	1989-90	2.0 1997cc	DOHC Eng.; W/o heat shield; FOR HEAT SHIELD, use ATP Part Number 101125	101124		
	1991-92	2.0 1997cc	Turbocharged; Automatic Transmission; FOR HEAT SHIELD, use ATP Part Number 101143	101247		
	1991-92	2.0 1997cc	Turbocharged; FOR HEAT SHIELD, use ATP Part Number 101143	101138		
	1991-92	2.0 1997cc	Turbocharged; DOHC Eng.; W/o heat shield; FOR HEAT SHIELD, use ATP Part Number 101125	101124		
	1993	2.0 1997cc	W/o heat shield; FOR HEAT SHIELD, use ATP Part Number 101125	101124		
	2002-03	2.4 2351cc		101422●		
	2004-11	2.4 2378cc	NOT for sale in Calif; Single Exhaust Outlet	101386●		
Lancer	2002-07	2.0 1999cc	NOT for sale in Calif	101411●		
Mirage	1987-92	1.5 1468cc	W/ A.I.R hole plugged	101012		
	1991-92	1.5 1468cc	W/ No A.I.R hole	101013		
	1993-94	1.5 1468cc	W/ Oxygen sensor hole under heat shield	101123		
	1995-96	1.5 1468cc	NOT for sale in Calif; W/ Oxygen sensor hole under heat shield	101123		
	1987-89	1.6 1597cc	W/ A.I.R hole plugged	101012		
	1991-92	1.6 1597cc	W/ A.I.R hole plugged	101012		
	1993-94	1.8 1834cc	W/o heat shield; FOR HEAT SHIELD, use ATP Part Number 101125	101124		
	1994-96	1.8 1834cc	W/ Oxygen sensor hole under heat shield	101123		
Precis	1987-89	1.5 1468cc		101106		
	1990-94	1.5 1468cc	W/ A.I.R hole plugged	101012		
MITSUBISHI TRUCK						
Mighty Max	1990-93	2.4 2351cc		101318		
	1987-89	2.6 2555cc		101150		
Montero	1987-89	2.6 2555cc		101150		
NISSAN						
200SX	1995-98	1.6 1597cc	NOT for sale in Calif; Single Exhaust Outlet	101346●		
	1983	2.2 2187cc		101115		
Altima	1996-01	2.4 2389cc		101252		
	1996	2.4 2389cc	NOT for sale in Calif; To 2/96	101352		
	2002-04	2.5 2500cc	NOT for sale in Calif	101400●		
	2002	3.5 3498cc			101480	
	2003-05	3.5 3498cc			101480	101481
Maxima	1989-91	3.0 2960cc	Transverse engine - Left = Front, Right = Rear			101117
	1992-94	3.0 2960cc	SOHC Eng.; Transverse engine - Left = Front, Right = Rear			101117
	1995-00	3.0 2988cc	Transverse engine - Left = Front, Right = Rear		101298	101297
	2001	3.0 2988cc	Transverse engine - Left = Front, Right = Rear			101297
	2002-03	3.5 3498cc			101480	
	2004-08	3.5 3498cc			101480	101481

● Exhaust Manifold/Catalytic Converter (one-piece assembly)

MODEL	YEAR	ENGINE	ADDITIONAL	EXHAUST MANIFOLD (Single)	LEFT EXHAUST MANIFOLD	RIGHT EXHAUST MANIFOLD
NISSAN						
Pulsar NX	1987	1.6 1597cc	SOHC Eng.	101114		
Sentra	1987	1.6 1597cc	2BBL	101114		
	1988	1.6 1597cc		101114		
	1995-99	1.6 1597cc	NOT for sale in Calif; Single Exhaust Outlet	101346●		
	2002-05	2.5 2500cc	NOT for sale in Calif	101400●		
NISSAN TRUCK						
720	1983	2.0 1952cc	Gas Engine	101115		
	1984	2.0 1952cc	Z20 Eng; Gas Engine	101115		
	1985	2.0 1952cc	Gas Engine	101115		
	1981-83	2.2 2187cc	Gas Engine	101115		
	1983	2.4 2389cc	Gas Engine	101115		
	1984	2.4 2389cc	Z24 Eng; Gas Engine	101115		
	1985-86	2.4 2389cc	Gas Engine	101115		
D21	1986-87	2.4 2389cc	Gas Engine	101115		
	1988-89	2.4 2389cc		101115		
	1990-94	2.4 2389cc		101278		
	1986-94	3.0 2960cc	W/ heat shield		101172	
	1986-89	3.0 2960cc			101382	101116
	1990-94	3.0 2960cc				101116
Frontier	1998-02	2.4 2389cc		101309		
	1999-00	2.4 2389cc	4WD; W/ Calif emissions	101323		
	2003	2.4 2389cc	Through 12/2002	101309		
	1999-00	3.3 3275cc			101336	101321
	2001-04	3.3 3275cc				101321
Murano	2003-07	3.5 3498cc			101480	101481
	2008-09	3.5 3498cc				101481
Pathfinder	1987-88	2.4 2389cc		101115		
	1987-95	3.0 2960cc	W/ heat shield		101172	
	1987-89	3.0 2960cc			101382	101116
	1990-95	3.0 2960cc				101116
	1996-00	3.3 3275cc			101230	101139
	2001-04	3.5 3498cc			101173	101174
Pickup	1995-97	2.4 2389cc		101278		
	1995-96	3.0 2960cc	W/ heat shield		101172	
	1995	3.0 2960cc				101116
Quest	1993	3.0 2960cc	Transverse engine - Left = Front, Right = Rear		101351	101185
	1994	3.0 2960cc	Transverse engine - Left = Front, Right = Rear		101152	
	1994	3.0 2960cc	From 11/1993; Transverse engine - Left = Front, Right = Rear			101151
	1994	3.0 2960cc	Through 10/1993; Transverse engine - Left = Front, Right = Rear			101185

● Exhaust Manifold/Catalytic Converter (one-piece assembly)

MODEL	YEAR	ENGINE	ADDITIONAL	EXHAUST MANIFOLD (Single)	LEFT EXHAUST MANIFOLD	RIGHT EXHAUST MANIFOLD
NISSAN TRUCK						
Quest (Cont'd)	1995-97	3.0 2960cc	Transverse engine - Left = Front, Right = Rear		101152	101151
	1998	3.0 2960cc	Transverse engine - Left = Front, Right = Rear			101151
	1998	3.0 2960cc	From 11/1993; Transverse engine - Left = Front, Right = Rear		101152	
	2001-02	3.3 3275cc	NOT for sale in Calif		101385	
	2004-09	3.5 3498cc			101480	
Van	1987-88	2.4 2389cc		101115		
Xterra	2000	2.4 2389cc	NOT for sale in Calif	101309		
	2001-02	2.4 2389cc		101309		
	2003	2.4 2389cc	Through 12/2002	101309		
	2000	3.3 3275cc			101336	
	2001-04	3.3 3275cc				101321
OLDSMOBILE						
88	1992	3.8 231cid				101320
	1993-94	3.8 231cid	Transverse engine - Left = Front, Right = Rear		101296	101320
	1995	3.8 231cid	Transverse engine - Left = Front, Right = Rear		101273	101320
	1995	3.8 231cid	Supercharged; Transverse engine - Left = Front, Right = Rear		101296	
	1996-99	3.8 231cid	Transverse engine - Left = Front, Right = Rear		101273	101289
98	1991-94	3.8 231cid				101320
	1993-95	3.8 231cid	Supercharged; Transverse engine - Left = Front, Right = Rear		101296	
	1993-94	3.8 231cid	Naturally Aspirated; Transverse engine - Left = Front, Right = Rear		101296	
	1995	3.8 231cid	Transverse engine - Left = Front, Right = Rear		101273	101320
	1996	3.8 231cid	Transverse engine - Left = Front, Right = Rear		101273	
	1983-84	5.7 350cid	With Heat Stove			101081
Achieva	1994-96	3.1 189cid	Transverse engine - Left = Front, Right = Rear		101275	
	1997-98	3.1 189cid	Transverse engine - Left = Front, Right = Rear		101275	101288
	1992-93	3.3 204cid	Transverse engine - Left = Front, Right = Rear			101131
Alero	2003-04	2.2 134cid		101469		
	1999-01	2.4 146cid		101467		
	1999-03	3.4 207cid	Transverse engine - Left = Front, Right = Rear		101275	101288
	2004	3.4 207cid	Transverse engine - Left = Front, Right = Rear		101275	
Aurora	1996-99	4.0 244cid			101367	101366
Calais	1985-87	2.5 151cid		101077		
Custom Cruiser	1977	5.7 350cid	L in 5th position of VIN; W/ 4 A.I.R holes plugged		101080	
	1977	5.7 350cid	L in 5th position of VIN; W/ Heat shield			101084
	1983-85	5.7 350cid	With Heat Stove			101081
Cutlass	1997-99	3.1 189cid	Transverse engine - Left = Front, Right = Rear		101275	101288
	1981	4.4 267cid			101246	
	1978-80	5.0 305cid	W/ 2 stud dump flange			101156

• Exhaust Manifold/Catalytic Converter (one-piece assembly)

MODEL	YEAR	ENGINE	ADDITIONAL	EXHAUST MANIFOLD (Single)	LEFT EXHAUST MANIFOLD	RIGHT EXHAUST MANIFOLD
OLDSMOBILE						
Cutlass (Cont'd)	1980	5.0 305cid			101246	
	1985-87	5.0 305cid	With Heat Stove			101081
	1985-86	5.0 305cid			101246	
	1985-86	5.0 305cid	W/ 2 stud dump flange			101156
	1978	5.7 350cid	W/ 4 A.I.R holes plugged		101080	
	1978	5.7 350cid	W/o heat stove; W/ Heat shield			101084
Cutlass Calais	1988-91	2.5 151cid		101077		
	1989-91	3.3 204cid	Transverse engine - Left = Front, Right = Rear			101131
	1984	5.0 305cid	With Heat Stove			101081
	1983-84	5.7 350cid	With Heat Stove			101081
Cutlass Ciera	1993-96	2.2 134cid		101295		
	1983-92	2.5 151cid		101077		
	1994-96	3.1 189cid	Transverse engine - Left = Front, Right = Rear		101275	101129
	1989-93	3.3 204cid	Transverse engine - Left = Front, Right = Rear			101131
Cutlass Cruiser	1982	4.4 267cid			101246	
	1980	5.0 305cid			101246	
	1980	5.0 305cid	W/ 2 stud dump flange			101156
	1982-83	5.0 305cid			101246	
	1982-83	5.0 305cid	W/ 2 stud dump flange			101156
	1983	5.0 305cid	With Heat Stove			101081
	1983	5.7 350cid	With Heat Stove			101081
Cutlass Salon	1978-80	5.0 305cid	W/ 2 stud dump flange			101156
	1980	5.0 305cid			101246	
	1985	5.7 350cid	With Heat Stove			101081
Cutlass Supreme	1993	3.1 189cid	Transverse engine - Left = Front, Right = Rear			101129
	1993	3.1 189cid	M in 8th position of VIN; Transverse engine - Left = Front, Right = Rear		101275	
	1994-96	3.1 189cid	Transverse engine - Left = Front, Right = Rear		101275	101129
	1997	3.1 189cid	Transverse engine - Left = Front, Right = Rear		101275	101288
	1982	4.4 267cid			101246	
	1978-80	5.0 305cid	W/ 2 stud dump flange			101156
	1980	5.0 305cid			101246	
	1983	5.0 305cid			101246	
	1983	5.0 305cid	W/ 2 stud dump flange			101156
	1983	5.0 305cid	With Heat Stove			101081
	1985-87	5.0 305cid	With Heat Stove			101081
	1985-86	5.0 305cid	W/ 2 stud dump flange			101156
	1978	5.7 350cid	W/ 4 A.I.R holes plugged		101080	
	1978	5.7 350cid	W/o heat stove; W/ Heat shield			101084
	1983-85	5.7 350cid	With Heat Stove			101081

● Exhaust Manifold/Catalytic Converter (one-piece assembly)

MODEL	YEAR	ENGINE	ADDITIONAL	EXHAUST MANIFOLD (Single)	LEFT EXHAUST MANIFOLD	RIGHT EXHAUST MANIFOLD
OLDSMOBILE						
Delta 88	1991	3.8 231cid				101320
	1977	5.7 350cid	G in 5th position of VIN; W/ 4 A.I.R holes plugged		101080	
	1977	5.7 350cid	L in 5th position of VIN; W/ 4 A.I.R holes plugged		101080	
	1977	5.7 350cid	W/ Heat shield			101084
	1983-85	5.7 350cid	With Heat Stove			101081
F85	1966-71	4.1 250cid		101140		
Firenza	1985-86	2.0 122cid		101079		
Intrigue	1998-99	3.8 231cid	Transverse engine - Left = Front, Right = Rear		101273	
	1998-99	3.8 231cid	W/ Calif emissions; Transverse engine - Left = Front, Right = Rear			101274
LSS	1996	3.8 231cid	Supercharged; Transverse engine - Left = Front, Right = Rear		101296	
	1997-99	3.8 231cid	Transverse engine - Left = Front, Right = Rear		101273	101289
Omega	1983-84	2.5 151cid		101077		
	1973-74	4.1 250cid		101140		
	1977-79	5.0 305cid	W/ 4 A.I.R holes plugged		101080	
	1977-79	5.0 305cid	W/ Heat shield			101084
	1977-79	5.7 350cid	W/ Heat shield			101084
	1977	5.7 350cid	L in 5th position of VIN; W/ 4 A.I.R holes plugged		101080	
Tornado	1991-92	3.8 231cid				101320
	1983-85	5.7 350cid	With Heat Stove			101081
OLDSMOBILE TRUCK						
Bravada	1991-94	4.3 262cid			101086	101087
	1996-97	4.3 262cid			101089	101088
	1998-01	4.3 262cid	W/o A.I.R.		101089	101088
	1998-01	4.3 262cid	W/ A.I.R.		101291	101290
Silhouette	1996-03	3.4 207cid	Transverse engine - Left = Front, Right = Rear		101275	101288
	2004	3.4 207cid	Transverse engine - Left = Front, Right = Rear		101275	
	1992	3.8 231cid				101320
	1993-95	3.8 231cid	Transverse engine - Left = Front, Right = Rear		101296	101320
	1993-95	3.8 231cid	W/ heat shield			101181
PLYMOUTH						
Acclaim	1989-95	3.0 181cid	Transverse engine - Left = Front, Right = Rear		101258	
	1989-95	3.0 181cid	NOT for sale in Calif; Transverse engine - Left = Front, Right = Rear			101255
	1989-92	3.0 181cid	Automatic Transmission; W/ Calif emissions			101310
	1993-95	3.0 181cid	Automatic Transmission			101310
Barracuda	1971	3.2 198cid		101006		
	1965-72	3.7 225cid		101006		
Belvedere	1965-70	3.7 225cid		101006		

● Exhaust Manifold/Catalytic Converter (one-piece assembly)

MODEL	YEAR	ENGINE	ADDITIONAL	EXHAUST MANIFOLD (Single)	LEFT EXHAUST MANIFOLD	RIGHT EXHAUST MANIFOLD
PLYMOUTH						
Breeze	1996-97	2.0 122cid	Low Emission Vehicle	101155		
	1998-00	2.0 122cid		101141		
	1996-00	2.4 148cid		101128		
Colt	1987-88	1.5 90cid	Hatchback; W/ A.I.R hole plugged	101012		
	1987-88	1.5 90cid	Sedan; W/ A.I.R hole plugged	101012		
	1989-92	1.5 90cid	W/ A.I.R hole plugged	101012		
	1991-92	1.5 90cid	W/ No A.I.R hole	101013		
	1993-94	1.5 90cid	W/ Calif emissions; W/ Oxygen sensor hole under heat shield	101123		
	1995	1.5 90cid	W/ Oxygen sensor hole under heat shield	101123		
	1989	1.6 98cid	Turbocharged; W/ A.I.R hole plugged	101012		
	1990	1.6 98cid	Naturally Aspirated; W/ A.I.R hole plugged	101012		
	1989-90	1.8 107cid		101268		
1994	1.8 112cid	W/o heat shield; FOR HEAT SHIELD, use ATP Part Number 101125	101124			
Duster	1970-74	3.2 198cid		101006		
	1970-76	3.7 225cid		101006		
Fury	1965-73	3.7 225cid		101006		
	1975-78	3.7 225cid		101006		
	1977-78	5.2 318cid	W/ A.I.R.; W/o heat riser			101008
	1977-78	5.9 360cid	W/ A.I.R.; W/o heat riser			101008
Fury I	1968-71	3.7 225cid		101006		
Fury II	1968-71	3.7 225cid		101006		
Fury III	1965-71	3.7 225cid		101006		
Gran Fury	1980-83	3.7 225cid		101006		
	1977	5.2 318cid	W/o heat riser			101008
	1980	5.9 360cid	W/o heat riser			101008
Laser	1990-94	1.8 107cid	Naturally Aspirated; W/o heat shield; FOR HEAT SHIELD, use ATP Part Number 101125	101124		
	1990-94	1.8 107cid		101268		
	1990-94	2.0 122cid	Naturally Aspirated; W/o heat shield; FOR HEAT SHIELD, use ATP Part Number 101125	101124		
	1990-94	2.0 122cid	Turbocharged; Automatic Transmission; FOR HEAT SHIELD, use ATP Part Number 101143	101247		
	1990	2.0 122cid	Turbocharged; FOR HEAT SHIELD, use ATP Part Number 101143	101138		
	1991-94	2.0 122cid	Turbocharged; Manual Transmission; FOR HEAT SHIELD, use ATP Part Number 101143	101138		
Neon	1995-99	2.0 122cid	DOHC Eng.; FOR HEAT SHIELD, use ATP Part Number 101135	101126		
	1995-99	2.0 122cid	SOHC Eng.; W/ Calif emissions	101155		
	2000-01	2.0 122cid	NOT for sale in Calif	101305		

● Exhaust Manifold/Catalytic Converter (one-piece assembly)

MODEL	YEAR	ENGINE	ADDITIONAL	EXHAUST MANIFOLD (Single)	LEFT EXHAUST MANIFOLD	RIGHT EXHAUST MANIFOLD
PLYMOUTH						
Reliant	1981-83	2.6 156cid		101014		
	1984	2.6 156cid	W/ Calif emissions	101014		
Satellite	1966-74	3.7 225cid		101006		
Scamp	1971-74	3.2 198cid		101006		
	1971-76	3.7 225cid		101006		
Sundance	1992-94	3.0 181cid	Transverse engine - Left = Front, Right = Rear		101258	
	1992-94	3.0 181cid	Automatic Transmission			101310
	1992	3.0 181cid	NOT for sale in Calif; Transverse engine - Left = Front, Right = Rear			101255
	1993-94	3.0 181cid	Manual Transmission; Transverse engine - Left = Front, Right = Rear			101255
Valiant	1970-74	3.2 198cid		101006		
	1965-76	3.7 225cid		101006		
	1975-76	5.2 318cid	W/ heat riser			101144
	1976	5.9 360cid	W/ heat riser			101144
Volare	1976-80	3.7 225cid		101006		
	1976	5.2 318cid	W/ heat riser			101144
	1977-79	5.2 318cid	W/ A.I.R.; W/o heat riser			101008
	1977-79	5.9 360cid	W/ A.I.R.; W/o heat riser			101008
	1980	5.9 360cid	W/o heat riser			101008
PLYMOUTH TRUCK						
Grand Voyager	1996-97	2.4 148cid		101182		
	1988	3.0 181cid	Transverse engine - Left = Front, Right = Rear		101258	
	1989	3.0 181cid	Transverse engine - Left = Front, Right = Rear		101258	101255
	1989	3.0 181cid	Automatic Transmission; W/ Calif emissions			101310
	1992-95	3.0 181cid	Transverse engine - Left = Front, Right = Rear		101258	101255
	1992	3.0 181cid	Automatic Transmission; W/ Calif emissions			101310
	1993-95	3.0 181cid	Automatic Transmission			101310
	1996-00	3.0 181cid	Transverse engine - Left = Front, Right = Rear		101258	101254
	1990-95	3.3 201cid			101256	101264
	1996-00	3.3 201cid			101256	101257
PB100	1999	3.8 230cid			101256	101257
	1975-80	3.7 225cid		101006		
	1977-79	5.2 318cid	W/ A.I.R.		101007	
	1977-78	5.2 318cid	W/ heat riser			101144
	1979	5.2 318cid	over 6000 GVW; W/ heat riser			101144
	1977-78	5.9 360cid	W/ A.I.R.		101007	
PB100 Van	1977-78	5.9 360cid	W/ heat riser			101144
	1974	3.7 225cid		101006		
PB150	1981-83	3.7 225cid		101006		
	1981	5.2 318cid			101007	

● Exhaust Manifold/Catalytic Converter (one-piece assembly)

MODEL	YEAR	ENGINE	ADDITIONAL	EXHAUST MANIFOLD (Single)	LEFT EXHAUST MANIFOLD	RIGHT EXHAUST MANIFOLD
PLYMOUTH TRUCK						
PB150 (Cont'd)	1981	5.2 318cid	W/ Calif emissions		101007	
	1981	5.2 318cid	W/ heat riser			101144
	1983	5.2 318cid			101007	
	1983	5.2 318cid	W/ Calif emissions		101007	
PB200	1975-78	3.7 225cid		101006		
	1980	3.7 225cid		101006		
	1977-79	5.2 318cid	W/ A.I.R.		101007	
	1977-78	5.2 318cid	W/ heat riser			101144
	1978	5.2 318cid	W/o heat riser			101008
	1979	5.2 318cid	Over 6000 GVW; W/ heat riser			101144
	1980	5.2 318cid			101007	
	1980	5.2 318cid	W/ heat riser			101144
	1980	5.2 318cid	W/ Calif emissions; W/ heat riser			101144
	1980	5.2 318cid	W/o heat riser			101008
	1977-80	5.9 360cid	W/ heat riser			101144
	1977-78	5.9 360cid	W/ A.I.R.		101007	
	1979-80	5.9 360cid			101007	
	1976	6.6 400cid	W/o A.I.R., W/o heat riser		101003	101003
PB200 Van	1974	3.7 225cid		101006		
PB250	1981-83	3.7 225cid		101006		
	1981-83	5.2 318cid			101007	
	1981-83	5.2 318cid	W/ heat riser			101144
	1981-83	5.2 318cid	W/o heat riser			101008
	1981	5.2 318cid	W/ Calif emissions		101007	
	1983	5.2 318cid	W/ Calif emissions		101007	
	1981	5.9 360cid			101007	
	1981	5.9 360cid	W/ heat riser			101144
PB300	1977-79	5.2 318cid	W/ A.I.R.		101007	
	1977-78	5.2 318cid	W/ heat riser			101144
	1978	5.2 318cid	W/o heat riser			101008
	1979	5.2 318cid	Over 6000 GVW; W/ heat riser			101144
	1980	5.2 318cid			101007	
	1980	5.2 318cid	W/ heat riser			101144
	1980	5.2 318cid	W/ Calif emissions; W/ heat riser			101144
	1980	5.2 318cid	W/o heat riser			101008
	1977-80	5.9 360cid	W/ heat riser			101144
	1977-78	5.9 360cid	W/ A.I.R.		101007	
	1979-80	5.9 360cid			101007	
	1976	6.6 400cid	W/o A.I.R., W/o heat riser		101003	101003

● Exhaust Manifold/Catalytic Converter (one-piece assembly)

MODEL	YEAR	ENGINE	ADDITIONAL	EXHAUST MANIFOLD (Single)	LEFT EXHAUST MANIFOLD	RIGHT EXHAUST MANIFOLD
PLYMOUTH TRUCK						
PB350	1981-83	5.2 318cid			101007	
	1981-83	5.2 318cid	W/ heat riser			101144
	1981	5.2 318cid	W/ Calif emissions		101007	
	1981	5.2 318cid	W/o heat riser			101008
	1983	5.2 318cid	W/ Calif emissions		101007	
	1983	5.2 318cid	W/o heat riser			101008
	1981-83	5.9 360cid			101007	
	1981	5.9 360cid	W/ heat riser			101144
	1981	5.9 360cid	W/o heat riser			101008
Trailduster	1975-80	3.7 225cid		101006		
	1977-79	5.2 318cid	W/ A.I.R.		101007	
	1977-78	5.2 318cid	W/ heat riser			101144
	1979	5.2 318cid	Over 6000 GVW; W/ heat riser			101144
	1979	5.2 318cid	W/ A.I.R., under 6000 GVW; W/o heat riser			101008
	1980-81	5.2 318cid	W/ heat riser			101144
	1980-81	5.2 318cid	W/ Calif emissions; W/o heat riser			101008
	1980	5.2 318cid			101007	
	1981	5.2 318cid	W/ Calif emissions		101007	
	1977-81	5.9 360cid	W/ heat riser			101144
	1978-81	5.9 360cid	W/ Calif emissions		101007	
	1981	5.9 360cid	W/ Calif emissions; W/o heat riser			101008
	1974	6.6 400cid	W/o A.I.R., W/o heat riser, 2-bolt dump flange		101003	101003
	1976-78	6.6 400cid	W/o A.I.R., W/o heat riser, 2-bolt dump flange		101003	101003
	1976-78	6.6 400cid	W/o heat riser, 3/4 dump			101146
	1974-78	7.2 440cid	W/o A.I.R., W/o heat riser, 2-bolt dump flange		101003	101003
	1974-78	7.2 440cid	W/o heat riser, 3/4 dump			101146
	1974	7.2 440cid	D in 6th position of VIN; W/o heat riser, 3/4 dump			101146
Voyager	1996-00	2.4 148cid		101182		
	1984-87	2.6 156cid	W/ Calif emissions	101014		
	1987-89	3.0 181cid	Transverse engine - Left = Front, Right = Rear		101258	
	1989-92	3.0 181cid	Automatic Transmission; W/ Calif emissions			101310
	1989	3.0 181cid	NOT for sale in Calif; Transverse engine - Left = Front, Right = Rear			101255
	1990-95	3.0 181cid	Transverse engine - Left = Front, Right = Rear		101258	101255
	1993-95	3.0 181cid	Automatic Transmission			101310
	1996-00	3.0 181cid	Transverse engine - Left = Front, Right = Rear		101258	101254
	1991-95	3.3 201cid			101256	101264
	1996-00	3.3 201cid			101256	101257
	1998-99	3.8 230cid			101256	101257

● Exhaust Manifold/Catalytic Converter (one-piece assembly)

MODEL	YEAR	ENGINE	ADDITIONAL	EXHAUST MANIFOLD (Single)	LEFT EXHAUST MANIFOLD	RIGHT EXHAUST MANIFOLD
PONTIAC						
6000	1983-91	2.5 151cid		101077		
Acadian	1968-69	6.5 396cid			101325	
	1970-71	7.4 454cid			101325	
Beaumont	1966-69	6.5 396cid			101325	
Bonneville	1992	3.8 231cid				101387
	1993-94	3.8 231cid	Transverse engine - Left = Front, Right = Rear		101296	
	1995-96	3.8 231cid	Transverse engine - Left = Front, Right = Rear		101273	
	1995	3.8 231cid	Supercharged; Transverse engine - Left = Front, Right = Rear		101296	
	1997	3.8 231cid				101289
	1998-05	3.8 231cid	Transverse engine - Left = Front, Right = Rear		101273	101289
	1983-86	5.0 305cid			101246	
	1983-86	5.0 305cid	W/ 2 stud dump flange			101156
	1983-86	5.0 305cid	With Heat Stove			101081
	1983-84	5.7 350cid	With Heat Stove			101081
Catalina	1981	5.0 305cid			101246	
Fiero	1984-87	2.5 151cid		101077		
Firebird	1982-86	2.5 151cid		101077		
	1982-89	2.8 173cid			101148	
	1990	3.1 189cid			101148	101365
	1991-92	3.1 189cid			101148	
	1991-92	3.1 189cid	Automatic Transmission			101365
	1970-74	4.1 250cid		101140		
	1975-76	4.1 250cid	W/o integrated intake manifold	101140		
	1977-81	5.0 305cid	W/ Heat shield			101084
	1977-79	5.0 305cid	W/ 4 A.I.R holes plugged		101080	
	1980	5.0 305cid	3 stud exhaust pipe flange; W/ 4 A.I.R holes plugged		101080	
	1980	5.0 305cid	Two-stud Dump Flange		101246	
	1981	5.0 305cid			101246	
	1983-87	5.0 305cid	With Heat Stove			101081
	1987-92	5.0 305cid	F in 8th position of VIN; W/ TPI, RPO code LB9		101259	101260
	1990-92	5.0 305cid				101350
	1978-79	5.7 350cid	W/ 4 A.I.R holes plugged		101080	
	1978-79	5.7 350cid	W/ Heat shield			101084
	1987-92	5.7 350cid			101259	101260
	1987	5.7 350cid	With Heat Stove			101081
	1995	5.7 350cid	Automatic Transmission; W/ Calif emissions			101085
Firefly	1989-91	1.0 61cid	Naturally Aspirated	101082		
	1994	1.0 61cid		101082		
	1995-00	1.0 61cid	NOT for sale in Calif	101082		
	1995-97	1.3 79cid		101324		

● Exhaust Manifold/Catalytic Converter (one-piece assembly)

MODEL	YEAR	ENGINE	ADDITIONAL	EXHAUST MANIFOLD (Single)	LEFT EXHAUST MANIFOLD	RIGHT EXHAUST MANIFOLD
PONTIAC						
G6	2006-08	2.4 145cid		101429●		
Grand Am	1987-89	2.0 122cid		101078		
	2002-05	2.2 134cid		101469		
	1999-01	2.4 146cid		101467		
	1985-91	2.5 151cid		101077		
	1994-98	3.1 189cid	Transverse engine - Left = Front, Right = Rear		101275	
	1992-93	3.3 204cid	Transverse engine - Left = Front, Right = Rear			101131
	1999-03	3.4 207cid	Transverse engine - Left = Front, Right = Rear		101275	101288
	2004-05	3.4 207cid	Transverse engine - Left = Front, Right = Rear		101275	
	1980	5.0 305cid	Two-stud Dump Flange		101246	
	1980	5.0 305cid	W/ 2 stud dump flange			101156
Grand LeMans	1977	5.0 305cid	W/ 4 A.I.R holes plugged		101080	
	1977	5.0 305cid	W/ Heat shield			101084
	1980	5.0 305cid	Two-stud Dump Flange		101246	
	1980	5.0 305cid	W/ 2 stud dump flange			101156
	1983	5.0 305cid	With Heat Stove			101081
	1978-79	5.7 350cid	W/ 4 A.I.R holes plugged		101080	
	1983	5.7 350cid	With Heat Stove			101081
Grand Prix	1994-96	3.1 189cid	Transverse engine - Left = Front, Right = Rear		101275	101129
	1997-03	3.1 189cid	Transverse engine - Left = Front, Right = Rear		101275	101288
	1997-04	3.8 231cid	Transverse engine - Left = Front, Right = Rear		101273	
	1997-03	3.8 231cid	W/ Calif emissions; Transverse engine - Left = Front, Right = Rear			101274
	1981-82	4.4 267cid			101246	
	1978-80	5.0 305cid	W/ 2 stud dump flange			101156
	1980	5.0 305cid			101246	
	1983-87	5.0 305cid	With Heat Stove			101081
	1983-86	5.0 305cid			101246	
	1983-86	5.0 305cid	W/ 2 stud dump flange			101156
	1983-84	5.7 350cid	With Heat Stove			101081
J2000 Sunbird	1985	2.0 122cid		101079		
Laurentian	1966-69	6.5 396cid			101325	
	1970-72	7.4 454cid			101325	
LeMans	1973-74	4.1 250cid		101140		
	1975	4.1 250cid	W/o integrated intake manifold	101140		
	1981	4.4 267cid			101246	
	1977	5.0 305cid	W/ 4 A.I.R holes plugged		101080	
	1977	5.0 305cid	W/ Heat shield			101084
	1978-80	5.0 305cid	W/ 2 stud dump flange			101156
	1980	5.0 305cid			101246	
	1978-79	5.7 350cid	L in 5th position of VIN; W/ 4 A.I.R holes plugged		101080	

● Exhaust Manifold/Catalytic Converter (one-piece assembly)

MODEL	YEAR	ENGINE	ADDITIONAL	EXHAUST MANIFOLD (Single)	LEFT EXHAUST MANIFOLD	RIGHT EXHAUST MANIFOLD
PONTIAC						
LeMans (Cont'd)	1978	5.7 350cid	L in 5th position of VIN; W/ Heat Stove; W/ 2 stud dump flange			101156
	1978	5.7 350cid	L in 5th position of VIN; W/o Heat Stove; W/ Heat shield			101084
Parisienne	1981-82	4.4 267cid			101246	
	1977	5.0 305cid	W/ 4 A.I.R holes plugged		101080	
	1977	5.0 305cid	W/ Heat shield			101084
	1981-86	5.0 305cid			101246	
	1983-86	5.0 305cid	W/ 2 stud dump flange			101156
	1983-86	5.0 305cid	With Heat Stove			101081
	1983-85	5.7 350cid	With Heat Stove			101081
	1966-69	6.5 396cid			101325	
	1970-72	7.4 454cid			101325	
Phoenix	1983-84	2.5 151cid		101077		
	1977-79	5.0 305cid	W/ 4 A.I.R holes plugged		101080	
	1977-79	5.0 305cid	W/ Heat shield			101084
	1977	5.7 350cid	L in 5th position of VIN; W/ 4 A.I.R holes plugged		101080	
	1977	5.7 350cid	L in 5th position of VIN; W/ Heat shield			101084
	1978-79	5.7 350cid	W/ 4 A.I.R holes plugged		101080	
	1978-79	5.7 350cid	W/ Heat shield			101084
Strato-Chief	1966-69	6.5 396cid			101325	
	1970	7.4 454cid			101325	
Sunbird	1986	2.0 122cid		101079		
	1987-90	2.0 122cid	Turbocharged	101078		
Sunburst	1987-88	1.5 92cid	Naturally Aspirated	101103		
Sunfire	1995-97	2.2 134cid		101295		
	1998-01	2.2 134cid		101292		
	2002	2.2 134cid	OHV Eng.	101292		
	2003-05	2.2 134cid		101469		
	1999-02	2.4 146cid		101467		
Tempest	1964-65	3.5 215cid		101140		
	1970	4.1 250cid		101140		
Ventura	1971-74	4.1 250cid		101140		
	1975	4.1 250cid	W/o integrated intake manifold	101140		
	1971-72	5.0 307cid	W/o straight male dump		101083	
	1971-72	5.0 307cid	W/ Heat shield			101084
	1977	5.0 305cid	W/ 4 A.I.R holes plugged		101080	
	1977	5.0 305cid	W/ Heat shield			101084
	1977	5.7 350cid	L in 5th position of VIN; W/ 4 A.I.R holes plugged		101080	
	1977	5.7 350cid	L in 5th position of VIN; W/ Heat shield			101084

● Exhaust Manifold/Catalytic Converter (one-piece assembly)

MODEL	YEAR	ENGINE	ADDITIONAL	EXHAUST MANIFOLD (Single)	LEFT EXHAUST MANIFOLD	RIGHT EXHAUST MANIFOLD
PONTIAC TRUCK						
Aztek	2001-03	3.4 207cid	Transverse engine - Left = Front, Right = Rear		101275	101288
	2004-05	3.4 207cid	Transverse engine - Left = Front, Right = Rear		101275	
Montana	1999-03	3.4 207cid	Transverse engine - Left = Front, Right = Rear		101275	101288
	2004-05	3.4 207cid	Transverse engine - Left = Front, Right = Rear		101275	
Torrent	2006-09	3.4 207cid			101477	
Trans Sport	1996-98	3.4 207cid	Transverse engine - Left = Front, Right = Rear		101275	101288
	1993-95	3.8 231cid	Transverse engine - Left = Front, Right = Rear		101296	
	1993-95	3.8 231cid	W/ heat shield			101181
RAM						
1500	2011-12	5.7 345cid			101478	101479
2500	2011-12	5.7 345cid			101478	101479
3500	2011-12	5.7 345cid			101478	101479
SAAB						
9-7x	2008-09	4.2 256cid		101466		
SATURN						
Aura	2007-08	2.4 145cid		101429●		
Ion-1	2003-05	2.2 134cid		101469		
Ion-2	2003-07	2.2 134cid		101469		
Ion-3	2003-07	2.2 134cid		101469		
L200	2003	2.2 134cid		101469		
L300-1	2004	2.2 134cid		101469		
LW200	2003	2.2 134cid		101469		
SATURN TRUCK						
Vue	2002-06	2.2 134cid		101469		
SCION						
tC	2005-06	2.4 2398cc	NOT for sale in Calif; Single Exhaust Outlet	101397●		
SUZUKI						
Swift	1992	1.0 993cc	DOHC Eng.	101118		
	1989-94	1.3 1298cc	DOHC Eng.	101118		
	1997-01	1.3 1298cc	W/ Calif emissions	101399●		
	1992-93	1.6 1590cc	DOHC Eng.	101118		
SUZUKI TRUCK						
Grand Vitara	1999-03	2.5 2500cc	NOT for sale in Calif		101348	101347
	2001	2.7 2737cc	NOT for sale in Calif		101348	101347
Sidekick	1989	1.6 1590cc	TBI	101184		
	1990-91	1.6 1590cc		101184		
	1992-93	1.6 1590cc	2 Doors	101184		
	1994-95	1.6 1590cc	2 Doors; TBI	101184		
XL-7	2002-03	2.7 2700cc	NOT for sale in Calif		101348	101347

● Exhaust Manifold/Catalytic Converter (one-piece assembly)

MODEL	YEAR	ENGINE	ADDITIONAL	EXHAUST MANIFOLD (Single)	LEFT EXHAUST MANIFOLD	RIGHT EXHAUST MANIFOLD
TOYOTA						
Avalon	2005-10	3.5 3456cc	NOT for sale in Calif; Transverse engine - Left = Front, Right = Rear		101409	101410
Camry	1992-93	2.2 2164cc	NOT for sale in Calif	101201		
	2000-01	2.2 2164cc		101452●		
	2002-06	2.4 2362cc	NOT for sale in Calif; Single Exhaust Outlet	101342●		
	2007-10	3.5 3456cc	NOT for sale in Calif; Transverse engine - Left = Front, Right = Rear		101409	101410
Celica	1990-93	1.6 1587cc	4AFE Eng	101120		
	1990-93	1.6 1587cc	4AFE Eng; W/ Calif emissions; except manifold with O2 sensor	101105		
	1994-95	1.8 1762cc	W/ O2 sensor in manifold	101282		
	1996-97	1.8 1762cc	7AFE Eng; except manifold with O2 sensor	101105		
	1981-83	2.4 2366cc		101127		
	1985	2.4 2366cc		101127		
Corolla	1988-89	1.6 1587cc	4AF Eng	101119		
	1990-97	1.6 1587cc	4AFE Eng; W/ O2 sensor in manifold	101282		
	1990-91	1.6 1587cc	4AFE Eng; except manifold with O2 sensor	101105		
	1992	1.6 1587cc	Sedan; 4AFE Eng; except manifold with O2 sensor	101105		
	1992	1.6 1587cc	Wagon; 4AFE Eng; except manifold with O2 sensor	101105		
	1993-97	1.6 1587cc	4AFE Eng; except manifold with O2 sensor	101105		
	1993-97	1.8 1762cc	7AFE Eng; except manifold with O2 sensor	101105		
	1993-97	1.8 1762cc	7AFE Eng; W/ O2 sensor in manifold	101282		
	1998-02	1.8 1794cc		101277		
Corona	1981-82	2.4 2366cc		101127		
Paseo	1992-95	1.5 1497cc	Automatic Transmission; NOT for sale in Calif	101356		
	1992-95	1.5 1497cc	Manual Transmission	101356		
Solara	2000-01	2.2 2164cc		101452●		
	2002-06	2.4 2362cc	NOT for sale in Calif; Single Exhaust Outlet	101342●		
Venza	2009-10	3.5 3456cc	NOT for sale in Calif; Transverse engine - Left = Front, Right = Rear		101409	101410
TOYOTA TRUCK						
4Runner	1984-95	2.4 2366cc	Naturally Aspirated	101127		
	1996-99	2.7 2694cc		101142		
	2000	2.7 2694cc	NOT for sale in Calif	101142		
	1988-95	3.0 2959cc				101372
	2003-09	4.0 3956cc	NOT for sale in Calif		101339	101340
Highlander	2001-03	2.4 2362cc	NOT for sale in Calif; Single Exhaust Outlet	101398●		
Pickup	1981-90	2.4 2366cc	22R Eng	101127		
	1984-88	2.4 2366cc	22REC Eng	101127		
	1989-95	2.4 2366cc	22RE Eng	101127		
	1988-95	3.0 2959cc				101372

● Exhaust Manifold/Catalytic Converter (one-piece assembly)

MODEL	YEAR	ENGINE	ADDITIONAL	EXHAUST MANIFOLD (Single)	LEFT EXHAUST MANIFOLD	RIGHT EXHAUST MANIFOLD
TOYOTA TRUCK						
RAV4	2001-03	2.0 1998cc	NOT for sale in Calif; Single Exhaust Outlet	101311●		
	2004-06	2.4 2362cc	NOT for sale in Calif; Single Exhaust Outlet	101397●		
Sequoia	2001-03	4.7 4663cc			101359	101358
T100	1994-98	2.7 2694cc		101142		
	1993-94	3.0 2959cc				101372
Tacoma	1995-99	2.4 2438cc		101142		
	2000-01	2.4 2438cc	NOT for sale in Calif	101142		
	1995-99	2.7 2694cc		101142		
	2000	2.7 2694cc	NOT for sale in Calif	101142		
	2005-06	4.0 3956cc	NOT for sale in Calif		101339	101340
Tundra	2005-06	4.0 3956cc	NOT for sale in Calif			101340
	2000-04	4.7 4663cc			101359	101358
VOLKSWAGEN						
Beetle	1999-05	1.8 1781cc		101471		
Golf	2000-06	1.8 1781cc		101471		
Jetta	2000-05	1.8 1781cc		101471		
VOLVO						
850	1993-95	2.4 2435cc		101300		
	1996	2.4 2435cc	W/ EGR	101300		
C70	1998	2.4 2435cc	B5254T Eng	101300		
S70	1998	2.4 2435cc	B5254S Eng	101300		
	1999	2.4 2435cc	FWD; B5254S Eng	101300		
	2000	2.4 2435cc	FWD; B5244S Eng	101300		
S80	2002-03	2.9 2917cc	B6294S Eng; Cylinders 1,2,3; NOT for sale in California; Transverse engine - Left = Front, Right = Rear		101368	
	2002-03	2.9 2917cc	B6294S Eng; Cylinders 4,5,6; NOT for sale in California; Transverse engine - Left = Front, Right = Rear			101369
	2004	2.9 2917cc	B6294S2 Eng; Cylinders 1,2,3; NOT for sale in California; Transverse engine - Left = Front, Right = Rear		101368	
	2004	2.9 2917cc	B6294S2 Eng; Cylinders 4,5,6; NOT for sale in California; Transverse engine - Left = Front, Right = Rear			101369
V70	1998-99	2.4 2435cc	FWD; B5254S Eng	101300		
	2000-04	2.4 2435cc	FWD; B5244S Eng	101300		
	2003	2.4 2435cc	FWD; B5244S6 Eng	101300		

● Exhaust Manifold/Catalytic Converter (one-piece assembly)



Zeo-Trap

THE LAST ODOR ELIMINATOR YOU WILL EVER NEED!

■ RENEWABLE

Zeo-Trap, ***THE LAST ODOR ELIMINATOR AND MOISTURE CONTROLLER YOU WILL EVER NEED!*** Zeolite can be regenerated by placing the pouch in the sun. Every 9-10 months, place the pouch in direct sunlight for 8 hours. Zeolite eliminates smoking, food, diaper, sweat, pet vinyl, and plastic out-gassing (new car smell) odors.

■ ALL NATURAL

ATP's ***NEW AND IMPROVED*** Zeo-Trap is manufactured from the finest Zeolite deposits in the world. Zeolite is a mineral formed from microporous volcanic ash. The negatively ionic charged zeolite attracts the positively charged odor particles. Zeolite ADSORBS (an electrical process) the odors. Zeolite also ABSORBS (a mechanical process) moisture. Zeolite **TRAPS** the odor molecules. ATP's ***NEW AND IMPROVED*** Zeo-Trap has a higher absorption rate than ever before.

■ ECO-SAFE

Zeolite is Non-Toxic - will not cause allergic reaction or sensitivities to perfumes or chemical additives. Zeolite is EPA approved to be disposed with normal household waste. However, in some jurisdictions local rules may apply.

- Place Under the Seat or in the Trunk wherever odors exist.

Zeo-Trap ATP Part No. 1

Includes: One- 2 lb. NEW Tyvek® pouch which eliminates "dusting" and is enclosed in the new sealed, full-color consumer packaging which ensures the pouch will remain moisture and odor free until opened!

Part No. 101001

CHRYSLER 361, 413



1960-77
 O.E. No: 1859760
 LH & RH Includes (1) manifold and flange gasket,
 (4) bolts, (4) lock washers

Part No. 101002

**AMC, INTERNATIONAL,
 JEEP 3.2L, 3.3L, 3.8L,
 3.9L, 4.2L, 196, 199,
 232, 241, 258**



1965-79
 O.E. No: 8124999
 Includes (1) manifold gasket, (2) studs, (2) nuts, (2) washers,
 (1) intake to exhaust gasket, (1) intake gasket

Part No. 101003

**CHRYSLER 6.6L, 7.2L,
 400, 440**



1972-78
 O.E. No: 3769109
 LH & RH
 Includes (1) manifold gasket, (1) manifold flange gasket,
 (2) bolts, (2) nuts, (2) washers

Part No. 101004

AMC, JEEP 4.2L, 258



1980-90
 O.E. No: 3237427
 Includes (1) manifold gasket, (2) studs, (2) nuts, (2) washers,
 (1) intake manifold gasket

Part No. 101005

**AMC, CHRYSLER, JEEP
 2.5L, 150**



1983-02
 O.E. No: 4713055
 With heat shield
 Includes (1) manifold gasket, (2) studs, (2) nuts, (2) washers, (2)
 5/26" lock washers, (2) 5/16" bolts, (1) oxygen sensor plug, (1) EGR
 gasket, (1) block-off plate, with heat shield Made of ductile iron

Part No. 101006

**CHRYSLER 3.2L, 3.7L,
 198, 225**



1965-87
 O.E. No: 3744827
 With heat riser
 Includes (1) manifold and flange gasket, (1) intake to exhaust
 gasket, (2) studs, (2) nuts, with heat riser

Part No. 101007

**CHRYSLER 5.2L, 5.9L,
 318, 360**



1977-93
 O.E. No: 3879720
 LH
 Includes (1) manifold gasket, (1) EGR gasket, (2) studs,
 (2) washers, (2) nuts

Part No. 101008

**CHRYSLER 5.2L, 5.9L,
 318, 360**



1977-88
 O.E. No: 4041261
 RH
 Includes (1) manifold and flange gasket, (1) heat riser gasket,
 (2) studs, (2) washers

Part No. 101009

**CHRYSLER 5.2L,
5.9L, 318, 360**

EGR
hole



1994-03
O.E. No: 53010188, 53030873, 53030873AB
RH

*Includes (1) manifold gasket, (2) studs, (2) washers,
and block off plate*

Part No. 101010

**CHRYSLER 5.2L,
5.9L, 318, 360**



1994-03
O.E. No: 53010189
LH

Includes (1) manifold gasket, (2) studs, (2) washers

Part No. 101012

**CHRYSLER, EAGLE,
HYUNDAI, MITSUBISHI
1.5L, 1.6L, 90, 98**



A.I.R. hole
plugged

1987-94
O.E. No: MD101659
*Includes (1) manifold and flange gasket, (3) studs, (3) nuts,
(3) washers, (9) heat shield bolts and washers*

Part No. 101013

**CHRYSLER, EAGLE,
MITSUBISHI 1.5L, 90**



1991-92
O.E. No: MD149770
*Includes (1) manifold and flange gasket, (3) studs, (3) nuts,
(3) washers, (9) heat shield bolts and washers*

Part No. 101014

**CHRYSLER 2.2L, 2.6L,
135, 156**



1981-87
O.E. No: MD025534
*Includes (1) manifold and pre-cat gasket,
(5) bolts*

Part No. 101016

FORD 2.3L, 140



1985-94
O.E. No: E53Z9430A
*Includes (1) manifold and flange gasket, (3) studs, (3) nuts,
(2) 6mm bolts, (3) flat washers, (2) M6 washers*

Part No. 101017

FORD 2.9L, 177



1986-92
O.E. No: E67E9430AD, E6TZ9430A
RH
Includes (1) manifold gasket, (2) studs, (2) washers

Part No. 101018

FORD 4.9L, 300



1987-96
O.E. No: F5TZ9431F
*Includes (1) manifold gasket, (2) studs, (2) nuts,
(2) washers*

Part No. 101019

**FORD 3.9L, 4.9L,
240, 300**



1965-83
O.E. No: E3TZ9426D
Includes (1) manifold flange gasket, (2) studs, (2) nuts, (2) washers, (7) 1" dia thick washers, (6) 12" thick washers, (3) 3/8"-24 nuts, (1) 3/8" x .4875" studs, (1) 3/4" plug, (1) choke tube adaptor

Part No. 101020

FORD 5.8L, 351



1994-97
O.E. No: F4TE9430DC
RH
Includes (1) manifold gasket, (2) studs, (2) nuts, (2) washers

Part No. 101021

FORD 5.8L, 351



1994-97
O.E. No: F4TE9431DB
LH
Includes (1) manifold gasket, (2) studs, (2) nuts, (2) washers

Part No. 101022

**FORD 5.8L, 6.6L,
351, 400**



1977-82
O.E. No: D7TZ9430A
RH
Includes (1) manifold gasket, (2) studs, (2) nuts, (2) washers

Part No. 101023

**FORD 4.2L, 5.0L, 5.8L,
255, 302, 351**



1980-88
O.E. No: E0AE9430F
RH
Includes (1) manifold gasket, (2) studs, (2) nuts, (2) washers

Part No. 101024

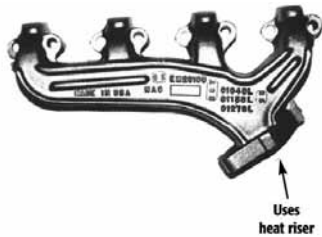
FORD 4.9L, 300



1981-86
O.E. No: E4TZ9426D
Includes (1) manifold gasket, (5) studs, (5) nuts, (13) washers, (1) bolt, (3) plugs

Part No. 101025

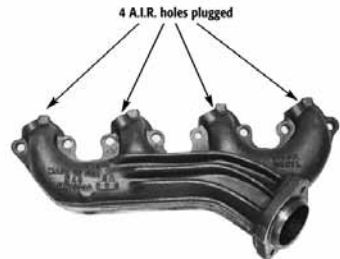
**FORD 5.0L, 5.8L,
302, 351**



1983-87
O.E. No: E3TZ9431A
LH
Includes (1) manifold gasket, (2) studs, (2) nuts, (2) washers

Part No. 101026

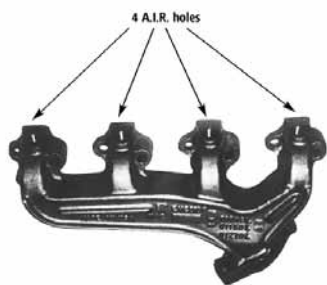
FORD 7.5L, 460



1975-88
O.E. No: D5TE9431F
LH
Includes (1) manifold gasket, (2) studs, (2) nuts, (2) washers

Part No. 101027

FORD 5.8L, 351



1985-87
O.E. No: E5TE9431B
LH

Includes (1) manifold gasket, (2) double ended studs, (2) lock nuts

Part No. 101029

FORD 5.8L, 351



1980-89
O.E. No: E5TZ9430D
RH

Includes (1) manifold gasket, (2) studs, (2) nuts, (2) washers

Part No. 101031

FORD 5.0L, 302

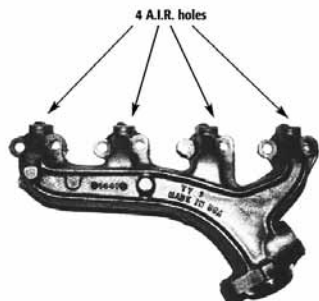


1986-96
O.E. No: F3TZ9430L
With EGR tube plug
RH

Includes (1) manifold gasket, (2) studs, (2) nuts, (2) washers, EGR tube plug, O2 sensor hole 18mm x 1.5mm

Part No. 101034

FORD 5.8L, 351

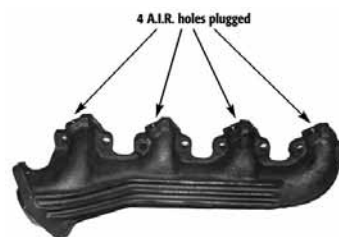


1988-97
O.E. No: F4TZ9431E
LH

Includes (1) manifold gasket, (2) studs, (2) nuts, (2) washers

Part No. 101028

FORD 7.5L, 460




1975-88
O.E. No: D5TE9430C, E5HE9430A
RH

Includes (1) manifold gasket, (2) studs, (2) nuts, (2) washers

Part No. 101030

FORD 2.5L, 153



1986-91
O.E. No: E6AZ9430E
Includes (1) manifold gasket, (2) studs, (2) nuts, (2) washers

Part No. 101033

FORD 5.8L, 351



1988-97
O.E. No: F4TZ9430E
RH
Includes (1) manifold gasket, (2) studs, (2) nuts, (2) washers

Part No. 101035


FORD 5.8L, 351



1988-97
O.E. No: F4TZ9430A
RH
Includes (1) manifold gasket, (2) studs, (2) nuts, (2) washers

Part No. 101036

FORD 5.8L, 351



1988-97
 O.E. No: F4TZ9431A
 LH
Includes (1) manifold gasket, (2) studs, (2) nuts, (2) washers

Part No. 101037

**FORD 2.0L, 2.3L,
 122, 140**



1983-93
 O.E. No: E7TZ9430A
Includes (1) manifold gasket, (2) studs, (2) nuts, (2) washers

Part No. 101039

FORD 5.0L, 302



1996
 O.E. No: F6TE9431A, F6TZ9431C
 LH
Includes (1) manifold gasket, (2) double ended studs, (2) washers, (2) nuts

Part No. 101040

**FORD 4.2L, 5.0L, 5.8L,
 255, 302, 351**



1980-96
 O.E. No: F3TZ9431N
 LH
Includes (1) manifold gasket, (2) studs, (2) nuts, (2) washers

Part No. 101044

**FORD 6.1L, 7.0L,
 370, 429**



1983-90
 O.E. No: F0HZ9430A
 LH & RH
Includes (1) manifold gasket. Manifold has oval ports

Part No. 101045

FORD 3.0L, 182



1986-95
 O.E. No: E6AZ9430F
 RH (Rear)
Includes (1) manifold gasket, (2) studs, (2) nuts, (2) washers

Part No. 101046

FORD 3.0L, 182



1986-93
 O.E. No: E6AZ9431E
 LH (Front)
Includes (1) manifold gasket, (2) studs, (2) nuts, (2) washers

Part No. 101047

**FORD 4.2L, 5.0L, 5.8L,
 255, 302, 351**



1980-91
 O.E. No: E6SZ9413A, E6SZ9431A
 LH
Includes (1) manifold gasket, (2) double ended studs, (2) lock nuts

Part No. 101048

FORD 4.9L, 300



1987-96

O.E. No: F5TZ9430F

Includes (1) manifold gasket, (2) studs, (2) nuts, (2) washers

Part No. 101049

FORD 5.8L, 6.6L,
351, 400



1975-82

O.E. No: D5AZ9431A

LH

Includes (1) manifold gasket, (2) studs, (2) nuts, (2) washers

Part No. 101050

FORD 3.8L, 232



1988-95

O.E. No: F25Z9430B

RH

Includes (1) manifold gasket, (2) double ended studs, (2) washers, (2) nuts

Part No. 101051

FORD 3.0L, 3.2L, 3.8L,
182, 195, 232



1988-95

O.E. No: F25Z9430A

LH

Includes (1) manifold gasket, (2) double ended studs, (2) washers, (2) nuts

Part No. 101052

FORD 7.5L, 460



1988-97

O.E. No: F6TZ9431LA

LH

Includes (1) manifold gasket, (2) studs, (2) nuts, (2) washers. Square ports have rounded corners with 1-1/2" ID ports.

Part No. 101053

FORD 7.5L, 460



1988-97

O.E. No: F6TZ9430NA

RH

Includes (1) manifold gasket, (2) studs, (2) nuts, (2) washers. Square ports have rounded corners

Part No. 101054

FORD 2.9L, 177



1986-92

O.E. No: E6TZ9424D

LH

Includes (1) manifold gasket, (2) studs, (2) washers

Part No. 101055

FORD 7.5L, 460



1993-97

O.E. No: F4TZ9431C

LH

Includes (1) manifold gasket, (2) studs, (2) nuts, (2) washers

Part No. 101056

FORD 7.5L, 460



1993-97
O.E. No: F4TZ9430C
RH

Includes (1) manifold gasket, (2) studs, (2) nuts, (2) washers

Part No. 101058

FORD 5.8L, 5.9L, 6.4L,
352, 360, 390



1965-76
O.E. No: DOTZ9430A
RH

Includes (1) manifold and flange gasket, (2) studs, (2) nuts, (2) washers

Part No. 101059

FORD 5.8L, 5.9L, 6.4L,
352, 360, 390



1965-76
O.E. No: C5TZ9431A
LH

Includes (1) manifold and flange gasket, (2) studs, (2) nuts, (2) washers

Part No. 101060

GM 5.0L, 5.3L, 5.4L,
5.7L, 6.6L, 307, 327,
327, 350, 400

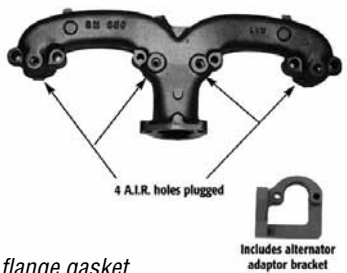


1966-90
O.E. No: 372243
LH & RH

Includes (1) manifold and flange gasket, (6) studs, (3) nuts, (3) washers, (3) nuts, (3) washers

Part No. 101061

GM 4.6L, 5.0L,
5.4L, 5.7L, 283,
307, 327, 350



1965-71
O.E. No: 3846559
LH

Includes (1) manifold and flange gasket, (6) studs, (3) nuts, (3) washers

Part No. 101062

GM 5.0L, 5.7L,
305, 350



1987-91
O.E. No: 14093660
With heat stove
RH

Includes (1) manifold and flange gasket, (3) studs, (3) nuts, (3) washers, (3) springs

Part No. 101063

GM 5.0L, 5.7L,
305, 350




1988-95
O.E. No: 14093658
With heat shield
RH

Includes (1) manifold and flange gasket, (3) studs, (3) nuts, (3) washers, (3) springs

Part No. 101064

GM 5.0L, 5.7L,
305, 350



1988-95
O.E. No: 10045315
With heat shield
LH

Includes (1) manifold and flange gasket, (3) studs, (3) nuts, (3) washers, (3) springs

Part No. 101065

GM 6.5L, 6.6L,
7.0L, 7.4L, 396,
402, 427, 454



1966-97
O.E. No: 10045732
RH

Includes (1) manifold and flange gasket, (6) studs, (3) nuts, (3) washers

Part No. 101067

GM 4.6L, 5.0L, 5.4L,
5.7L, 6.6L, 283, 307,
327, 350, 400



1967-72
O.E. No: 3932469
LH

Includes (1) manifold and flange gasket, (6) studs, (3) nuts, (3) washers

Part No. 101068

GM 4.6L, 5.0L, 5.4L,
5.7L, 6.6L, 283, 307,
327, 350, 400



1967-72
O.E. No: 3905364
RH

Includes (1) manifold and flange gasket, (6) studs, (3) nuts, (3) washers

Part No. 101069

GM 6.5L, 6.6L, 7.4L,
396, 402, 454




1968-97
O.E. No: 343787
LH

Includes (1) manifold and flange gasket, (6) studs, (3) nuts, (3) washers, (3) springs

Part No. 101071

GM 7.4L, 454



1985-97
O.E. No: 10223342
With heat shield
RH

Includes (1) manifold and flange gasket, (3) studs, (3) nuts, (3) washers, (3) springs

Part No. 101072

GM 6.0L, 7.0L,
366, 427



1980-90
O.E. No: 14045182
RH

Includes (1) manifold and flange gasket, (3) studs, (3) nuts, (3) washers

Part No. 101073

GM 6.0L, 7.0L,
366, 427



1980-90
O.E. No: 14045181
LH

Includes (1) manifold and flange gasket, (3) studs, (3) nuts, (3) washers

Part No. 101074

GM 6.0L, 7.0L,
366, 427



1991-98
O.E. No: 10085605, 12551385
LH

Includes (1) manifold and flange gasket, (3) studs, (3) nuts, (3) washers, (3) springs

Part No. 101075

**GM 6.0L, 7.0L,
366, 427**



1991-98
O.E. No: 10089288, 12551387
RH
*Includes (1) manifold and flange gasket, (3) studs, (3) nuts,
(3) washers, (3) springs*

Part No. 101076

GM 2.5L, 151



1985-93
O.E. No: 10044282
With heat shield
*Includes (1) manifold and flange gasket, (2) studs,
(2) springs*

Part No. 101077

GM 2.5L, 151



1982-92
O.E. No: 10044374
*Includes (1) manifold and flange gasket, (2) studs,
(2) springs*

Part No. 101078

GM 2.0L, 122



1987-90
O.E. No: 10045106, 10106046
*Includes (1) manifold and flange gasket, (4) studs, (4) nuts,
(4) springs*

Part No. 101079

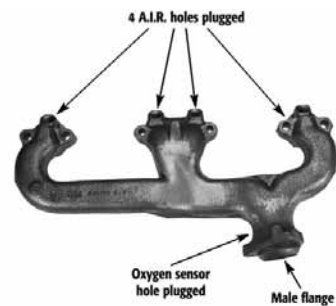
GM 2.0L, 122



1985-86
O.E. No: 14086036
*Includes (1) manifold and flange gasket, (2) studs, (2) nuts,
(2) springs*

Part No. 101080

**GM 4.4L, 5.0L,
5.7L, 6.6L, 267,
305, 350, 400**



1973-88
O.E. No: 14067365
LH
Includes (1) manifold gasket, (3) studs, (3) nuts, (3) washers

Part No. 101081

**GM 5.0L, 5.7L,
305, 350**



1983-88
O.E. No: 14050282
With heat stove
RH
*Includes (1) manifold and flange gasket, (3) studs, (3) nuts,
(3) washers*

Part No. 101082

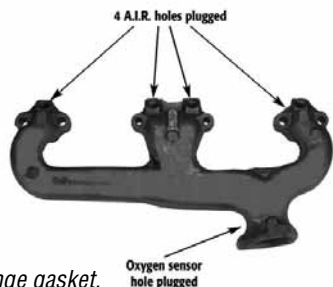
GEO, GM 1.0L



1989-00
O.E. No: 96069341
*Includes (1) manifold gasket, (2) studs,
(2) springs*

Part No. 101083

GM 4.3L, 5.0L, 5.4L,
5.7L, 6.6L, 262, 307,
327, 350, 400




1969-76
O.E. No: 22503678
LH

*Includes (1) manifold and flange gasket,
(3) studs, (3) nuts, (3) washers*

Part No. 101084

GM 4.3L, 4.4L, 5.0L,
5.4L, 5.7L, 6.6L,
262, 267, 305, 327,
350, 400



1969-88
O.E. No: 22521449
With heat shield
RH

*Includes (1) manifold and flange gasket, (3) studs, (3) nuts,
(3) washers*

Part No. 101085

GM 4.3L, 5.7L,
265, 350




1994-96
O.E. No: 12524289
With heat shield
RH

*Includes (1) manifold and flange gasket, (3) studs,
(3) nuts*

Part No. 101086

GM 4.3L, 262



1988-95
O.E. No: 10172857
With heat stove
LH

*Includes (1) manifold and flange gasket, (3) studs, (3) nuts,
(3) springs*

Part No. 101087

GM 4.3L, 262



1988-95
O.E. No: 10054764
RH

*Includes (1) manifold and flange gasket, (3) studs, (3) nuts,
(3) springs*

Part No. 101088

GM, ISUZU 4.3L, 262



1996-05
O.E. No: 12555082
RH

*Includes (1) manifold and flange gasket, (3) studs, (3) nuts,
(3) washers*

Part No. 101089

GM, ISUZU 4.3L, 262



1996-01
O.E. No: 12550122
With heat shield
LH

*Includes (1) manifold and flange gasket, (3) studs, (3) nuts,
(3) washers*

Part No. 101090

GM 4.3L, 262



1988-95
O.E. No: 10055570, 14102164
With heat shield
RH

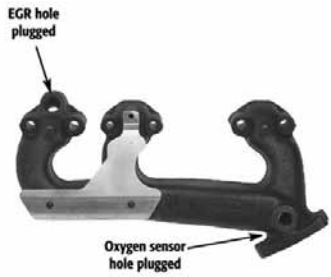
*Includes (1) manifold and flange gasket, (3) studs, (3) nuts,
(3) springs*

Part No. 101091

GM 4.3L, 262

1988-95
 O.E. No: 10045321
 With heat shield
 LH

Includes (1) manifold and flange gasket, (3) studs, (3) nuts, (3) springs



Part No. 101092

GM 4.3L, 262

1996-98
 O.E. No: 12560937
 RH

Includes (1) manifold gasket, (1) manifold flange gasket, (3) double ended studs, (3) lock nuts



Part No. 101093

GM 4.3L, 262

1996-02
 O.E. No: 12552325
 LH

Includes (1) manifold gasket, (1) manifold flange gasket, (3) double ended studs, (3) lock nuts



Part No. 101094

GM 5.0L, 5.7L, 305, 350

1996-00
 O.E. No: 12554973
 RH

Includes (1) manifold and flange gasket, (3) studs, (3) nuts, (3) washers



Part No. 101095

GM 5.0L, 5.7L, 305, 350

1996-02
 O.E. No: 12557828
 With heat shield
 LH

Includes (1) manifold and flange gasket, (3) studs, (3) nuts, (3) washers



Part No. 101096

GM 5.0L, 5.7L, 305, 350

1987-91
 O.E. No: 14103207
 LH

Includes (1) manifold and flange gasket, (3) studs, (3) nuts, (3) springs

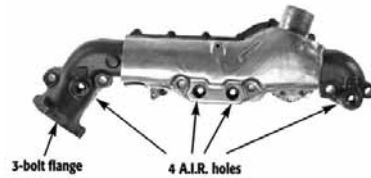


Part No. 101098

GM 5.0L, 5.7L, 305, 350

1981-86
 O.E. No: 14031376
 With heat shield
 RH

Includes (1) manifold and flange gasket, (3) studs, (3) nuts, (3) springs



Part No. 101099

GM 5.0L, 5.7L, 305, 350

1985-86
 O.E. No: 14079296
 With heat shield
 RH

Includes (1) manifold and flange gasket, (3) studs, (3) nuts, (3) springs



Part No. 101100

**GM, ISUZU 5.0L, 5.7L,
305, 350**



1987-96
O.E. No: 10166144
With heat stove
RH

*Includes (1) manifold and flange gasket, (3) studs, (3) nuts,
(3) springs*

Part No. 101101

**GM, ISUZU 5.0L,
5.7L, 305, 350**

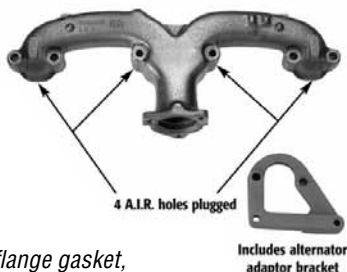


1987-96
O.E. No: 10166143, 14102013
LH

*Includes (1) manifold gasket, (3) studs, (3) nuts,
(3) springs*

Part No. 101102

**GM 4.6L, 5.0L, 5.4L,
5.7L, 283, 307, 327,
350**



1966-71
O.E. No: 3749965
LH

*Includes (1) manifold and flange gasket,
(6) studs, (3) nuts, (3) washers*

Part No. 101103

GEO, GM, ISUZU 1.5L



1987-89
O.E. No: 94401273

*Includes (1) manifold and flange gasket, (2) double ended studs,
(2) bolts, (2) lock nuts*

Part No. 101104

GEO, ISUZU 1.6L



1990-93
O.E. No: 97061518

*Includes (2) manifold gaskets, (1) flange gasket, (3) studs,
(3) nuts, (3) washers, (3) heat shield bolts and washers,
(2) EGR tube bolts*

Part No. 101105

**GEO, TOYOTA
1.6L, 1.8L**



1989-97
O.E. No: 94856515

*With heat shield
Includes (1) manifold and flange gasket, (2) studs, (2) nuts,
(2) washers, (8) heat shield bolt and washers, (1) engine
bracket bolt*

Part No. 101106

**HYUNDAI,
MITSUBISHI 1.5L**



1986-89
O.E. No: 2851121321

*Includes (1) manifold gasket, (1) manifold to converter gasket,
(1) flange gasket, (3) bolts, (2) studs, (2) nuts*

Part No. 101107

**INTERNATIONAL 2.5L,
3.2L, 4.4L, 5.0L, 5.6L,
5.7L, 6.4L, 152, 196,
266, 304, 345,
345, 392**



1965-83
O.E. No: 323518C12

*Includes (1) manifold and flange gasket, (2) bolts, (2) nuts,
(2) washers*

Part No. 101108

**INTERNATIONAL
6.4L, 392**



1971-83
O.E. No: 309222C1
LH & RH
Includes (1) manifold and flange gasket, (3) bolts, (3) nuts, (3) washers

Part No. 101109

**INTERNATIONAL 6.6L,
7.3L, 404, 446**



1980
O.E. No: 446843C1
LH & RH
Includes (1) manifold gasket, (2) bolts, (2) nuts, (2) washers

Part No. 101110

ISUZU 2.6L



1988-92
O.E. No: 8941367902
With heat shield
Includes (1) manifold and flange gasket, (4) studs, (4) nuts, (4) washers

Part No. 101111

JEEP 4.0L, 242



1987-90
O.E. No: 53006244
With heat stove
Includes (1) manifold and flange gasket, (2) studs, (2) nuts

Part No. 101113

MAZDA 1.5L



1995-98
O.E. No: 250913451, Z50913451
With heat shield
Includes (1) manifold and flange gasket, (2) studs, (2) nuts, (2) washers

Part No. 101114

NISSAN 1.6L



1987-88
O.E. No: 1400461A01
Includes (2) manifold gaskets, (1) manifold flange gasket, (1) EGR gasket, (3) bolts, (3) washers, (3) nuts, (3) studs

Part No. 101115

**NISSAN 2.0L,
2.2L, 2.4L**



1981-89
O.E. No: 1400214C00
Includes (2) manifold, (1) flange gasket, (3) studs, (3) nuts, (3) washers

Part No. 101116

NISSAN 3.0L



1986-95
O.E. No: 1400412G02
With heat shield
RH
Includes (2) manifold, (1) flange gasket, (3) studs, (3) nuts, (3) washers

Part No. 101117

NISSAN 3.0L



1989-94
O.E. No: 1400297000
With heat shield
RH (Rear)

Includes (1) manifold and flange gasket, (3) studs, (3) nuts, (3) washers

Part No. 101118

**SUZUKI 1.0L,
1.3L, 1.6L**



1989-94
O.E. No: 1411186X50
Includes (1) manifold and flange gasket, (3) studs, (3) nuts, (3) washers

Part No. 101119

TOYOTA 1.6L



1988-89
O.E. No: 1714116221
Includes (1) manifold and flange gasket, (2) studs, (2) nuts, (2) washers, (8) heat shield bolts and washers, (1) engine bracket bolt, (2) oxygen sensor bolts

Part No. 101120

TOYOTA 1.6L



1990-93
O.E. No: 1714116200
Includes (1) manifold gasket, (2) flange gaskets, (3) studs, (3) nuts, (3) washers, (7) washers

Part No. 101121

HONDA 1.6L



1992-98
O.E. No: 18100P2J000
With heat shield
Includes (1) manifold to head gasket, (2) dump gaskets, (7) shield bolts, (10) flat washers, (3) lock nuts, (3) studs

Part No. 101122

HONDA 1.6L



1996-00
O.E. No: 18160P2EA10
With heat shield
*Includes (1) manifold gasket, (1) dump gasket, (2) bolts, (3) studs, (3) washers, (3) nuts. Ductile iron manifold with stainless steel converter - **Not certified for sale in California.***

Part No. 101123

**CHRYSLER, EAGLE,
MITSUBISHI 1.5L**



1993-96
O.E. No: MD184028
With heat shield
Includes (1) manifold to head gasket, (1) flange gasket, (6) head bolts, (2) lock nuts, (2) studs

Oxygen Sensor Hole
Under Heat Shield

Part No. 101124

**CHRYSLER, EAGLE,
MITSUBISHI 1.8L,
2.0L, 107, 122**



1989-94
O.E. No: MD136545
Includes (1) manifold gasket, (1) manifold flange gasket, (3) double ended studs, (5) bolts, (3) nuts, (5) washers

Part No. 101125

**EAGLE 1.8L, 2.0L,
112, 122**



1990-94
O.E. No: MD128202
Use with ATP # 101124
Heat shield only

Part No. 101126

CHRYSLER 2.0L, 122



1995-99
O.E. No: 4667714
If heat shield is needed order ATP # 101135
*Includes (1) manifold and flange gasket,
(4) head bolts, (2) lock nuts, (2) bolts, (2) springs.*

Part No. 101127

TOYOTA 2.4L



1981-95
O.E. No: 1714135100
With heat shield. Can be converted to carb or fuel injected applications. Includes (1) manifold to head gasket, (2) flange gaskets, (2) EGR gaskets, (1) oxygen sensor gasket, (6) hex bolts, (2) hex caps, (4) flat washers, (2) lock nuts, (3) studs, (2) split lock washers, (2) EGR block-off plates

Part No. 101128

CHRYSLER 2.4L, 148



1995-00
O.E. No: 4663769, 5080860AA
With heat shield
*Includes (1) manifold to head gaskets,
(1) dump gasket, (3) head bolts,
(4) lock nuts, (4) studs*

Part No. 101129

GM 3.1L, 189



1993-96
O.E. No: 10244605
With heat shield
RH (Rear)
*Includes (1) manifold and dump flange gasket, (7) head bolts,
(3) flange bolts, (7) washers, (2) shouldered bolts, (2) springs*

Part No. 101130

GM 7.4L, 454



1988-95
O.E. No: 12551445
With heat shield
LH
*Includes (1) manifold and flange gasket, (3) washers,
(3) lock nuts, (3) studs, (3) springs*

Part No. 101131

GM 3.3L, 204



1989-93
O.E. No: 24500171, 24502130
With heat shield
RH (Rear)
Includes (1) manifold to head gasket, (1) dump gasket, (1) cross-over pipe gasket, (2) flange bolts, (2) shouldered bolts, (2) springs

Part No. 101132

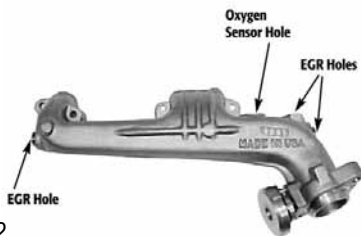
GM 7.4L, 454



1988-95
O.E. No: 12523197
With heat shield
RH
*Includes (1) manifold and flange gasket, (3) washers,
(3) lock nuts, (3) studs, (3) springs*

Part No. 101133

CHRYSLER 3.9L, 239



1987-91
O.E. No: 4323780, 4343742
With heat riser
LH

Includes (1) manifold and EGR tube gasket, (2) bolts, (2) nuts, (2) washers, (1) plug

Part No. 101135


CHRYSLER 2.0L, 122



1995-99
O.E. No: 4667494, 4667495
Use with ATP # 101126
Heat shield only

Part No. 101137

FORD 5.0L, 302



1996-98
O.E. No: F67Z9431BA
With heat shield
LH
Includes (1) manifold to head gasket, (2) bolts, (2) washers

Part No. 101139

NISSAN 3.3L



1996-00
O.E. No: 140040W000, 140041W600
With heat shield
RH
Includes (1) manifold to head gasket, (4) cap screws, (4) washers, (6) nuts, (6) double ended studs

Part No. 101134

FORD 7.0L, 429



1991-98
O.E. No: F1HZ9430B, F1HZ9
LH & RH
Includes (1) manifold to head gasket, (2) fittings, (3) plugs

Part No. 101136

FORD 5.0L, 302



1996-98
O.E. No: F77Z9430JA
With heat shield
RH
Includes (1) manifold to head gasket, (2) bolts, (2) washers

Part No. 101138

CHRYSLER, EAGLE, MITSUBISHI 2.0L, 122



1990-99
O.E. No: MD125362, MD182813, MD182814
Includes (1) manifold gasket, (1) Dump gasket, (3) hex bolts, (4) flat washers, (1) top lock nut, (1) double ended stud

Part No. 101140

GM 3.2L, 3.5L, 3.8L, 4.1L, 4.8L, 194, 215, 230, 250, 292



1963-76
O.E. No: 328599, 464136
Includes (1) dump gasket, (1) manifold gasket, (1) dump gasket, (1) bolt, (4) flat washers, (3) 3/8" nuts, (3) double-ended studs, (2) double ended studs

Part No. 101141

CHRYSLER 2.0L, 122



1998-00
 O.E. No: 4556730
 With heat shield
Includes (1) manifold and dump gasket, (4) lock nuts

Part No. 101142

TOYOTA 2.4L, 2.7L



1994-01
 O.E. No: 1714175030
Includes (1) dump gasket, (1) manifold gasket, (3) flat washers, (3) top lock nuts, (3) double ended studs

Part No. 101143

**CHRYSLER, EAGLE,
 MITSUBISHI 2.0L, 122**



1990-99
 O.E. No: MD130345
 Use with ATP # 101138 Heat shield only

Part No. 101144

**CHRYSLER 5.2L,
 5.9L, 318, 360**



1975-93
 O.E. No: 3879721
 With heat riser
 RH
Includes (1) manifold and dump gasket, (2) bolts, (4) lock nuts

Part No. 101145

**AMC, JEEP 5.0L, 5.9L,
 6.6L, 304, 360, 401**



1972-91
 O.E. No: 8121274
 RH
Includes (1) manifold to head gasket, (1) flange gasket, (2) washers, (2) nuts, (2) studs, (4) pipe plugs

Part No. 101146

**CHRYSLER 6.6L,
 7.2L, 400, 440**



1972-78
 O.E. No: 4071609
 Rear 3/4 inch dump
 RH
Includes (1) manifold to head gasket, (2) bolts, (2) washers, (2) nuts

Part No. 101147

GM 4.1L, 250



1979-84
 O.E. No: 14048437
Includes (1) manifold to intake gasket, (11) bolts, (4) lock nuts, (4) studs, (1) double-ended stud

Part No. 101148

**GM, ISUZU, JEEP 2.8L,
 3.1L, 173, 189**



1982-94
 O.E. No: 10044869, 10051507
 LH
Includes (1) dump gasket, (1) manifold gasket, (2) head bolts, (2) springs

Part No. 101149

GM 4.8L, 292

Picture unavailable
at time of publication.

1977-85

O.E. No: 10141251, 14015493

Includes (1) manifold and flange gasket, (2) studs, (2) springs, (2) washers, (2) nuts

Part No. 101151

FORD, NISSAN
3.0L, 182



1994-98

O.E. No: F4XY9430A, F6XZ9430A, F6XZ9430AA

RH (Rear)

Includes (1) manifold gasket, (1) dump gasket, (1) flange gasket, (3) flat washers, (3) M8 washers, (3) lock nuts, (3) nuts, (3) double ended studs, (3) double ended studs

Part No. 101153

AMC, JEEP 5.0L,
5.9L, 304, 360



1978-91

O.E. No: J8122442, 8122442

LH

Includes (1) manifold to head gasket, (2) nuts

Part No. 101155

CHRYSLER 2.0L, 122



1995-99

O.E. No: 4667488

For Cal. TLEV emissions

Includes (1) manifold to head gasket, (1) dump gasket, (6) bolts, (2) nuts, (2) springs

Part No. 101150

CHRYSLER,
MITSUBISHI 2.6L, 156



1987-89

O.E. No: MD110720

Includes (1) manifold gasket, (1) flange gasket, (6) hex cap screws, (3) flat washers, (3) top lock nuts, (3) lock studs

Part No. 101152

FORD, NISSAN
3.0L, 182



1994-98

O.E. No: F4XY9431A

LH (Front)

Includes (1) manifold gasket, (1) flange gasket, (3) flat washers, (3) M8 washers, (3) lock nuts, (3) nuts, (3) double ended studs, (3) double ended studs

Part No. 101154

FORD 4.6L, 281



1999-02

O.E. No: XF3Z9431AA

LH

Includes (1) manifold gasket, (2) double ended studs, (2) lock nuts

Part No. 101156

GM 4.4L, 5.0L, 5.7L,
267, 307, 350



1977-86

O.E. No: 746187, 14014500

With heat shield

RH

Includes (1) manifold to head gasket, (3) flat washers, (3) lock nuts, (3) studs, (3) zinc plates, (3) springs

Part No. 101157

FORD 4.6L, 281



1997-04
 O.E. No: F65Z9430B
 RH
Includes (1) manifold gasket, (2) washers, (2) nuts, (2) studs

Part No. 101158

FORD 4.0L, 245



1997-01
 O.E. No: F77Z9430CA, XL2Z9430FA, YU3Z9430AA
 RH
Includes (1) manifold gasket, (2) bolts, (2) lock washers

Part No. 101159

FORD 5.0L, 302



1998-01
 O.E. No: XL2Z9413CA, XL2Z9431CA
 Cast iron
 LH
Includes (1) manifold gasket, (2) bolts, (2) washers

Part No. 101160

FORD 4.6L, 281



1996-98
 O.E. No: F8ZZ9431DA
 LH
Includes (1) manifold gasket, (2) nuts, (2) double-ended studs

Part No. 101161

FORD 4.2L, 256



1997-98
 O.E. No: F65Z9430A
 RH
Includes (1) manifold gasket, (2) washers, (2) nuts, (2) double-ended studs

Part No. 101162

FORD 4.0L, 245



1997-01
 O.E. No: F77Z9431CA
 LH
Includes (1) manifold gasket, (2) bolts, (2) lock washers

Part No. 101163

JEEP 4.0L, 242



1999-06
 O.E. No: 53010199
 For front manifold, see ATP # 101164. This is for the rear.
 Rear
Includes (1) manifold gasket, (2) bolts, (2) washers, (2) nuts

Part No. 101164

JEEP 4.0L, 242



1999-06
 O.E. No: 53010196
 For rear manifold, see ATP # 101163. This is for the front.
 Front
Includes (1) manifold gasket, (2) bolts, (2) washers, (2) nuts

Part No. 101165**FORD 3.0L, 182**

1997
O.E. No: F77Z9431GA
LH

*Includes (1) manifold gasket, (2) bolts,
(2) lock washers*

Part No. 101166**FORD 4.6L, 281**

1999-04
O.E. No: XR3Z9431CB
LH

*Includes (1) manifold gasket, (2) washers, (2) nuts,
(2) double-ended studs*

Part No. 101167**FORD 3.0L, 182**

1996-99
O.E. No: F6DZ9430J
RH (Rear)

*Includes (1) manifold gasket, (2) double ended studs, (3) bolts,
(3) washers, (2) lock nuts*

Part No. 101168**GM, ISUZU 5.0L, 5.7L,
305, 350**

1996-02
O.E. No: 12554981
RH

*Includes (1) manifold and dump gasket, (3) washers, (3) nuts,
(3) studs*

Part No. 101169**FORD 3.0L, 182**

1993-96
O.E. No: F47Z9430A
RH

*Includes (1) manifold gasket, (2) washers, (2) nuts,
(2) double-ended studs*

Part No. 101170**FORD 2.0L, 121**

1998-03
O.E. No: F8CZ9430FD

*Includes (1) manifold gasket, (1) flange gasket, (2) 6mm hex bolt,
(2) flat washers, (2) lock nuts, (2) nuts, (2) stud, (2) double
ended studs*

Part No. 101171**FORD 3.0L, 182**

1996-99
O.E. No: F6DZ9431R
LH (Front)

*Includes (1) manifold gasket, (2) nuts,
(2) double-ended studs*

Part No. 101172**NISSAN 3.0L**

1986-96
O.E. No: 1400688G00
With heat shield
LH

*Includes (1) manifold and dump gasket, (4) screws, (4) washers,
(3) lock nuts, (3) studs*

Part No. 101173

NISSAN 3.5L



2001-04
 O.E. No: 140064W001
 With heat shield
 LH
Includes (1) manifold gasket, (7) screws, (7) washers, (6) nuts, (6) double-ended studs

Part No. 101174

NISSAN 3.5L



2001-04
 O.E. No: 140044W000
 With heat shield
 RH
Includes (1) manifold gasket, (4) screws, (4) washers, (6) nuts, (6) double-ended studs

Part No. 101175

FORD 4.6L, 281



1999-06
 O.E. No: XL3Z9430CA
 RH
Includes (1) manifold gasket, (2) washers, (2) nuts, (2) double-ended studs

Part No. 101176

FORD 7.3L, 445



1994-97
 O.E. No: F4TZ9431B
 LH
Includes (1) manifold gasket, (2) nuts, (2) bolts

Part No. 101177

FORD 5.4L, 330



1997-98
 O.E. No: F75Z9431DB
 LH
Includes (1) manifold gasket, (2) washers, (2) nuts, (2) double-ended studs

Part No. 101178

FORD 7.3L, 445



1994-98
 O.E. No: F4TZ9430B
 RH
Includes (1) manifold gasket, (2) nuts, (2) bolts

Part No. 101179

GM 7.4L, 454



1996-00
 O.E. No: 10230859, 12553149
 With heat shield
 LH
Includes (1) manifold and dump gasket, (3) washers, (3) nuts, (3) studs

Part No. 101180

CHRYSLER 5.9L, 359




1999-02
 O.E. No: 5014170AB, 5014170AC
Includes (1) flange gasket, (1) manifold gasket, (4) flat washers, (4) lock nuts, (2) double ended studs, (2) head bolts

Part No. 101181**GM 3.8L, 231**

1993-95
 O.E. No: 24501442
 RH (Rear)

Includes (1) manifold gasket, (1) dump gasket, (2) head bolts, (2) head bolts, (2) springs

Part No. 101182**CHRYSLER 2.4L, 148**

1996-00
 O.E. No: 4781086AA

Includes (1) manifold gasket, (1) dump gasket, (4) head bolts, (4) top lock nuts, (4) flat washers

Part No. 101183**GM, ISUZU 2.2L, 134**

1998-03
 O.E. No: 24577409

Includes (1) manifold gasket, (1) dump gasket, (4) hex bolts, (4) lock washers

Part No. 101184**ASUNA, GEO, SUZUKI 1.6L, 98**

1989-95
 O.E. No: 96069343

Includes (1) manifold gasket, (1) dump gasket, (4) lock studs, (4) lock nuts, (3) studs

Part No. 101185**FORD, NISSAN 3.0L, 182**

1993-94
 O.E. No: F3XY9430A
 RH (Rear)

Includes (1) manifold gasket, (1) flange gasket, (3) double-ended studs, (3) washers, (3) nuts

Part No. 101186**FORD 7.3L, 445**

1995-03
 O.E. No: F5UZ9431A
 LH

Includes (1) manifold gasket, (2) flange nuts, (2) bolts

Part No. 101187**FORD 4.2L, 256**

1997-98
 O.E. No: F65Z9431A
 LH

Includes (1) manifold gasket, (2) washers, (2) nuts, (2) double ended studs

Part No. 101188**FORD 4.6L, 281**

1997-04
 O.E. No: F65Z9431B
 LH

Includes (1) manifold gasket, (2) washers, (2) nuts, (2) double-ended studs

Part No. 101189

FORD, MAZDA
4.0L, 245



1995-97
O.E. No: F77Z9431AA
LH
Includes (1) manifold gasket, (2) bolts, (2) washers

Part No. 101190

FORD 5.4L, 330



1999-04
O.E. No: XL1Z9431BA
LH
Includes (1) manifold gasket, (2) double ended studs, (2) bolts, (2) washers, (2) nuts

Part No. 101191

FORD, MAZDA
4.0L, 245



1990-94
O.E. No: F37Z9431K, F37Z9431L
LH
Includes (1) manifold gasket, (2) bolts, (2) washers

Part No. 101192

FORD 2.3L, 140



1984
O.E. No: E43Z9430E
Includes (1) manifold gasket, (2) nuts, (2) studs

Part No. 101193

FORD 3.0L, 182



1994-97
O.E. No: F4DZ9430B
RH (Rear)
Includes (1) manifold gasket, (2) flat washers, (2) lock nuts, (2) double ended studs

Part No. 101194

FORD, MAZDA
4.0L, 245



1990-97
O.E. No: F77Z9430AA
RH
Includes (1) manifold gasket, (2) hex bolts, (2) lock washers

Part No. 101195


CHRYSLER 3.9L, 239



1978-03
O.E. No: 53010184, 53030872
RH
Includes (1) manifold gasket, (2) hex top bolts, (2) 3/8" lock nuts, (2) lock washers

Part No. 101196

FORD 3.0L, 182



1998-00
O.E. No: F78Z9431AA, XF2Z9431AA
LH (Front)
Includes (1) manifold gasket, (2) hex top bolt, (4) flat washers, (2) 3/8" lock nuts

Part No. 101197

GM 7.4L, 454



1996-00
O.E. No: 10221960, 12553146
RH

Includes (1) manifold gasket, (1) dump gasket, (3) flat washers, (3) lock nuts, (3) double ended studs

Part No. 101198

FORD 4.6L, 281



1996-04
O.E. No: F6ZZ9430FA, XR3Z9430FA
RH

Includes (1) manifold gasket, (1) manifold flange gasket, (3) washers, (2) bolts, (2) nuts

Part No. 101199

FORD 5.4L, 330



1999-04
O.E. No: 2L1Z9431DA, XL3Z9431FA
LH

Includes (1) manifold gasket (2) flat washers, (2) lock nuts, (2) double ended studs

Part No. 101200

FORD 3.0L, 182



1996-07
O.E. No: F6DZ9431S
LH (Front)

Includes (1) manifold gasket, (2) hex top bolts, (4) flat washers, (2) 3/8" locknuts

Part No. 101201

TOYOTA 2.2L



1992-93
O.E. No: 1714174130
Includes (1) manifold gasket, (1) flange gasket, (1) dump gasket, (5) flat washers, (2) M8 flat washers, (5) top lock nuts, (2) nuts, (2) studs, (5) lock studs

Part No. 101202

FORD 3.0L, 182



2000-02
O.E. No: XW4Z9431BE, XW4Z9431CE
LH
Includes (1) manifold gasket, (2) double ended studs, (2) washers, (2) nuts

Part No. 101203

FORD 3.0L, 182



1996-99
O.E. No: F6DZ9430L
RH (Rear)
Includes (1) manifold gasket, (1) manifold flange gasket, (3) washers, (3) nuts

Part No. 101204

FORD 5.4L, 330



1997-99
O.E. No: F75Z9430HB
RH
Includes (1) manifold gasket, (2) flat washers, (2) lock nuts, (2) double ended studs

Part No. 101205

FORD 3.8L, 232



1999-03
 O.E. No: 3F2Z9430CC, XF2Z9430BA
 RH (Rear)
Includes (1) manifold gasket, (2) double ended studs, (2) washers, (2) nuts

Part No. 101206

FORD 5.0L, 302



1998-01
 O.E. No: XL2Z9430CA
 RH
Includes (1) manifold gasket, (2) hex bolts, (2) lock washers

Part No. 101207

FORD 3.0L, 182



1997-00
 O.E. No: F77Z9430HA
 RH
Includes (1) manifold gasket, (2) hex bolts, (2) lock washers

Part No. 101208

FORD, MAZDA 2.2L, 133



1988-92
 O.E. No: E92Z9430B
Includes (1) manifold gasket, (1) flange gasket, (4) flange lock nuts

Part No. 101209

FORD 3.0L, 182



1991-96
 O.E. No: F37Z9431H, F37Z9431M
 LH
Includes (1) manifold gasket, (2) hex bolts, (2) lock washers

Part No. 101210

GM 4.3L, 262



1990-95
 O.E. No: 10055570
 RH
Includes (1) manifold gasket, (3) flat washers, (3) 3/8" lock nuts, (3) double ended studs, (3) double ended studs, (3) springs

Part No. 101211

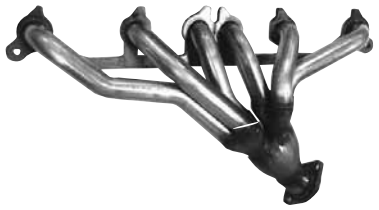
GM 4.3L, 262



1990-95
 O.E. No: 10055571
 LH
Includes (1) manifold gasket, (3) flat washers, (3) 3/8" lock nuts, (3) double ended studs, (3) double ended studs, (3) springs

Part No. 101212

JEEP 4.0L, 242



1991-99
 O.E. No: 4883385
Includes (1) manifold gasket, (1) dump gasket, (2) hex bolts, (2) lock nuts. Not certified for use in California.

Part No. 101213

FORD 2.5L, 155



1996-00
O.E. No: F6RZ5G232AF, F6RZ5G232AG
LH

Includes (1) manifold gasket, (2) hex bolts, (2) flat washers, (2) lock nuts. Not certified for use in California.

Part No. 101214

FORD 2.5L, 155



1996-97
O.E. No: F6RZ5G232BA
RH

Includes (1) manifold gasket, (2) hex bolts, (2) flat washers, (2) lock nuts. Not certified for use in California.

Part No. 101216

GM 7.4L, 454



1970-74
O.E. No: 3969923
LH

Includes (1) manifold gasket, (1) dump gasket, (4) plugs, (3) U drive screws, (3) flat washers, (3) 3/8" lock nuts, (3) double ended studs, (3) springs

Part No. 101217

GM 7.0L, 7.4L, 427, 454



1966-74
O.E. No: 3880834
RH

Includes (1) manifold gasket, (1) dump gasket, (3) U drive screws, (3) flat washers, (3) 3/8" lock nuts, (3) double ended studs, (3) springs

Part No. 101218

GM 5.4L, 327



1962-63
O.E. No: 3797901
LH

Includes (1) manifold gasket, (1) dump gasket, (3) U drive screws, (3) 3/8" lock nuts, (3) double ended studs, (3) double ended studs

Part No. 101219

GM 5.4L, 327



1965
O.E. No: 3814970
RH

Includes (1) manifold gasket, (1) dump gasket, (3) U drive screws, (3) 3/8" lock nuts, (3) double ended studs, (3) double ended studs

Part No. 101220

FORD 4.6L, 281



1994-97
O.E. No: F5SZ9431A
LH

Includes (1) manifold gasket, (2) flat washers, (2) lock nuts, (2) double ended screws

Part No. 101221

FORD 5.4L, 330



1997-98
O.E. No: F7UZ9431VB
LH

Includes (1) manifold gasket, (2) flat washers, (2) lock nuts, (2) double ended screws

Part No. 101222

FORD 4.6L, 281



1996-04
 O.E. No: F6ZZ9430BA, XR3Z9430CC
 RH
 Includes (1) manifold gasket, (1) flange gasket, (2) hex bolts,
 (4) flat washers, (2) 3/8" lock nuts

Part No. 101223

FORD 3.0L, 182



1996
 O.E. No: F5DZ9431C
 LH
 Includes (1) manifold gasket, (2) flange nuts, (2) double ended
 studs, (2) lock washers

Part No. 101224

FORD 4.6L, 281



1995-02
 O.E. No: F50Y9430A, F80Z9430CA
 RH
 Includes (1) manifold gasket, (1) flange gasket, (4) hex bolts,
 (4) lock washers

Part No. 101225

FORD 4.6L, 281



1996-98
 O.E. No: F6ZZ9431FA
 LH
 Includes (1) manifold gasket, (4) double ended studs,
 (4) washers, (4) nuts

Part No. 101226

FORD 3.0L, 182



2000-05
 O.E. No: YF1Z9431FD
 LH (Front)
 Includes (1) manifold gasket, (2) flat washers, (2) locknuts,
 (2) double ended studs

Part No. 101227

FORD, MAZDA
 3.0L, 182



2001-08
 O.E. No: 1L5Z9431AA, 2L5Z9431AA
 LH
 Includes (1) manifold gasket, (2) hex bolts,
 (2) lock washers

Part No. 101228

FORD 3.0L, 182



1996-97
 O.E. No: F79Z9431AB
 LH
 Includes (1) manifold gasket, (1) flange gasket, (2) hex bolts,
 (2) lock washers

Part No. 101229

CHRYSLER 3.9L, 239



1988-91
 O.E. No: 4323777
 RH
 Includes (1) manifold gasket, (2) hex cap screws, (4) flat washers,
 (2) 3/8" lock nuts

Part No. 101230

NISSAN 3.3L



1996-00
O.E. No: 140061W600
LH

Includes (1) manifold gasket, (6) M8 flat washers, (6) nuts, (6) double ended studs

Part No. 101231

FORD 3.0L, 182



1986-93
O.E. No: E69Z9430C
RH

Includes (1) manifold gasket, (2) flat washers, (2) lock nuts, (2) double ended screws

Part No. 101232

FORD 2.0L, 122



1997-04
O.E. No: F7CZ9430FB
Includes (1) manifold gasket, (1) flange gasket, (4) hex bolts, (4) flat washers, (4) locknuts

Part No. 101233

GM 4.3L, 262



1987-95
O.E. No: 10045233, 10045235, 10055524, 10093091, 10172787
LH
Includes (1) manifold gasket, (3) flat washers, (3) lock nuts, (3) double ended studs

Part No. 101234

FORD 4.0L, 245



1998-00
O.E. No: F87Z9431AA
LH
Includes (1) manifold gasket, (2) hex bolts, (2) lock washers

Part No. 101235


FORD 4.0L, 245



1998-00
O.E. No: F87Z9430AA, YU3Z9430BA
RH
Includes (1) manifold gasket, (2) hex bolts, (2) lock washers

Part No. 101236

FORD 3.8L, 3.9L, 4.2L, 232, 238, 256



1999-04
O.E. No: 3F2Z9431CA, XF2Z9431BA
LH
Includes (1) manifold gasket, (2) flat washers, (2) lock nuts, (2) double ended studs

Part No. 101237

FORD 3.0L, 182



1994-97
O.E. No: F4DZ9431C
LH (Front)
Includes (1) manifold gasket, (2) flat washers, (2) lock nuts, (2) double ended studs

Part No. 101238

FORD 1.8L, 112



1991-96
 O.E. No: F1CZ9430A
 Includes (1) manifold gasket,
 (1) flange gasket, (4) flat washers, (4) lock nuts,
 (4) double ended studs

Part No. 101240

FORD 3.8L, 232



1994-98
 O.E. No: F8ZZ9431EA
 LH
 Includes (1) manifold gasket, (2) head bolts, (2) studs,
 (2) lock washers

Part No. 101241

FORD 6.9L, 7.3L,
 420, 445



1983-94
 O.E. No: E3TZ9431B
 LH
 Includes (1) manifold gasket, (2) flat washers, (2) nuts,
 (2) double ended studs

Part No. 101242

FORD 6.9L, 7.3L,
 420, 445



1983-96
 O.E. No: E3TZ9431C
 LH
 Includes (1) manifold gasket, (2) flat washers, (2) nuts,
 (2) double ended studs

Part No. 101243

FORD 6.9L, 7.3L,
 420, 445



1983-96
 O.E. No: E3TZ9430A
 RH
 Includes (1) manifold gasket, (2) flat washers, (2) lock nuts,
 (2) double ended studs

Part No. 101244

FORD 1.9L, 116



1991-96
 O.E. No: F3CZ9430C, F3CZ9430D
 Includes (1) manifold gasket, (2) flat washers, (2) lock nuts,
 (2) double ended studs

Part No. 101245

GM 5.0L, 5.7L,
 305, 350



1983-86
 O.E. No: 14050233
 LH
 Includes (1) manifold gasket, (1) dump gasket, (3) flat washers,
 (3) 3/8" lock nuts, (3) double ended studs

Part No. 101246

GM 4.4L, 5.0L, 5.7L,
 267, 305, 350



1980-86
 O.E. No: 14007400
 LH
 Includes (1) manifold gasket, (3) flat washers, (3) 3/8" lock nuts,
 (3) double ended studs

Part No. 101247

CHRYSLER, EAGLE,
MITSUBISHI 2.0L, 122



1990-94

O.E. No: MD157769

Includes (1) manifold gasket, (1) dump gasket, (3) hex bolts, (4) flat washers, (1) top lock nut, (1) double ended stud

Part No. 101248

FORD 1.9L, 116



1986-90

O.E. No: E6FZ9430A, E7FZ9430B

Includes (1) manifold gasket, (1) dump gasket, (2) head bolts, (2) springs

Part No. 101249

FORD 5.0L, 302



1986-93

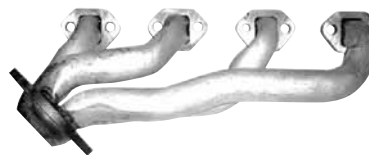
O.E. No: E6ZZ9431A

LH

Includes (1) manifold gasket, (2) hex bolts, (2) lock washers

Part No. 101250

FORD 5.0L, 302



1986-93

O.E. No: E6ZZ9430C

RH

Includes (1) manifold gasket, (2) hex bolts, (2) lock washers

Part No. 101251

HYUNDAI 1.8L



1996-98

O.E. No: 2851123052

Includes (1) manifold gasket, (1) dump gasket, (3) flat washers, (3) top lock nuts, (3) double ended studs

Part No. 101252

NISSAN 2.4L



1996-01

O.E. No: 14004F4402

Includes (1) flange gasket, (6) hex bolts

Part No. 101253

HONDA, ISUZU
2.2L, 2.3L



1994-99

O.E. No: 18000POA000

Includes (1) manifold gasket, (1) dump gasket, (3) flat washers, (3) top lock nuts, (3) double ended studs

Part No. 101254

CHRYSLER 3.0L, 181



1996-00

O.E. No: MD307345

RH

Includes (1) manifold gasket, (1) flange gasket, (1) dump gasket, (4) head bolts, (4) top lock nuts, (4) flat washers

Part No. 101255

CHRYSLER 3.0L, 181



1989-95
O.E. No: MD134390
RH

Includes (1) manifold gasket, (1) flange gasket, (1) heat shield, (2) bolts, (2) screws, (2) nuts, (1) spring

Part No. 101256

**CHRYSLER 3.3L,
3.8L, 201, 230**



1990-00
O.E. No: 4448009
LH

Includes (1) manifold gasket, (1) flange gasket, (2) hex top bolts, (4) flat washers, (2) 3/8" locknuts

Part No. 101257

**CHRYSLER 3.3L, 3.8L,
201, 230**



1996-00
O.E. No: 4621662
RH

Includes (1) manifold gasket, (1) flange gasket, (1) dump gasket, (4) head bolts, (4) top lock nuts, (4) flat washers

Part No. 101258

CHRYSLER 3.0L, 181



1987-00
O.E. No: MD096958
LH

Includes (1) manifold gasket, (1) flange gasket, (2) hex top bolts, (4) flat washers, (2) 3/8" locknuts

Part No. 101259

**GM 5.0L, 5.7L,
305, 350**



1987-92
O.E. No: 14094063
LH

Includes (1) manifold gasket, (2) flat washers, (2) locknuts, (2) double ended studs

Part No. 101260

**GM 5.0L, 5.7L,
305, 350**



1987-92
O.E. No: 14094064
RH

Includes (1) manifold gasket, (1) flange gasket, (2) flat washers, (2) locknuts, (2) double ended studs

Part No. 101261

**GM, HUMMER 4.8L,
5.3L, 6.0L, 6.2L, 294,
325, 364, 376**



1999-10
O.E. No: 12571679, 12602037
LH

Includes (1) manifold gasket, (1) dump gasket, (4) 6mm hex bolts, (4) flat washers, (3) lock nuts, (3) double ended studs

Part No. 101262

**GM, HUMMER 4.8L,
5.3L, 6.0L, 294,
323, 364**



1999-05
O.E. No: 12564161
RH

Includes (1) manifold gasket, (1) dump gasket, (4) 6mm hex bolts, (4) flat washers, (3) lock nuts, (3) double ended studs

Part No. 101263**CHRYSLER 5.9L, 359**

1989-98

O.E. No: 4883352

Includes (1) manifold gasket, (1) flange gasket, (4) flat washers, (4) lock nuts, (4) double ended studs

Part No. 101264**CHRYSLER 3.3L, 3.8L, 201, 230**

1990-95

O.E. No: 4448909

RH

Includes (1) manifold gasket, (1) flange gasket, (1) dump gasket, (4) hex cap screws, (2) nuts, (2) head bolts, (2) springs

Part No. 101265**HONDA 2.2L**

1990-96

O.E. No: 18100PT3A00

Includes (1) manifold gasket, (1) dump gasket, (3) flat washers, (3) top lock nuts, (3) double ended studs

Part No. 101266**GM 5.7L, 350**

1985-88

O.E. No: 14094065

RH

Includes (1) manifold gasket, (1) dump gasket, (3) flat washers, (3) 3/8" lock nuts, (3) double ended studs, (3) springs

Part No. 101267**GM 5.7L, 350**

1985-88

O.E. No: 14068667

LH

Includes (1) manifold gasket, (1) dump gasket, (3) flat washers, (3) 3/8" lock nuts, (3) double ended studs, (3) springs

Part No. 101268**CHRYSLER, EAGLE, MITSUBISHI 1.8L, 107**

1989-94

O.E. No: MD101341

Includes (1) manifold gasket, (1) flange gasket, (3) flat washers, (3) top lock nuts, (3) double ended studs

Part No. 101269**CHRYSLER, EAGLE, MITSUBISHI 2.0L, 122**

1995-99

O.E. No: 4777054

Includes (1) manifold gasket, (1) flange gasket, (6) hex cap screws, (3) top lock nuts, (3) bolts

Part No. 101270**FORD 3.8L, 3.9L, 232, 238**

1999-04

O.E. No: XR3Z9431DC

LH

Includes (1) manifold gasket, (2) flat washers, (2) lock nuts, (2) double ended studs

Part No. 101271

FORD 3.8L, 232



1999-04
O.E. No: XR3Z9430BC
RH

Includes (1) manifold gasket, (2) flat washers, (2) lock nuts, (2) double ended studs

Part No. 101273

GM 3.8L, 231



1995-05
O.E. No: 24504379
LH (Front)

Includes (1) manifold gasket, (2) double ended studs, (2) flange lock nuts, (2) M8 flat washers

Part No. 101274

GM 3.8L, 231

Picture unavailable at time of publication.

1997-03
O.E. No: 24507481
RH

Includes (1) manifold gasket, (1) flange gasket, (1) dump gasket, (2) double ended studs, (2) lock nuts, (2) flat washers, (2) studs, (2) M8 washers

Part No. 101275

GM 3.1L, 3.4L, 3.5L, 189, 207, 213



1993-05
O.E. No: 10182321
LH

Includes (1) manifold gasket, (3) 6mm hex bolt, (4) nuts, (4) double ended studs

Part No. 101276

HONDA 1.5L, 1.6L



1988-95
O.E. No: 18100PM6H00

Includes (1) manifold gasket, (1) dump gasket, (3) flat washers, (3) top lock nuts, (3) double ended studs

Part No. 101277

GM, TOYOTA 1.8L, 110



1998-02
O.E. No: 94856791

Includes (1) manifold gasket, (1) dump gasket, (2) bolts, (2) springs

Part No. 101278

NISSAN 2.4L



1990-97
O.E. No: 14004F4009

Includes (1) manifold gasket, (1) dump gasket, (3) double ended studs, (3) lock nuts, (3) flat washers

Part No. 101280

FORD 4.2L, 256



1999-08
O.E. No: XL3Z9430AA
RH

Includes (1) manifold gasket, (2) flat washers, (2) lock nuts, (2) double ended studs

Part No. 101281**FORD 4.2L, 256**

1999-08
O.E. No: XL3Z9431AA
LH

Includes (1) manifold gasket, (2) flat washers, (2) lock nuts, (2) double ended studs

Part No. 101282**GEO, TOYOTA
1.6L, 1.8L**

1989-97
O.E. No: 1714116290
With heat shield

Includes (1) manifold gasket, (1) dump gasket, (4) double ended studs, (4) top lock nuts, (4) flat washers

Part No. 101283**FORD 4.6L, 281**

1994-02
O.E. No: F5AZ9430A
RH

Includes (1) manifold gasket, (2) flat washers, (2) lock nuts, (2) double ended studs

Part No. 101284**FORD 4.6L, 281**


1994-02
O.E. No: F5AZ9431A
LH

Includes (1) manifold gasket, (2) flat washers, (2) nuts, (2) double ended studs

Part No. 101285**FORD 5.4L, 330**

1999-11
O.E. No: XL3Z9430GA
RH

Includes (1) manifold gasket, (2) flat washers, (2) lock nuts, (2) double ended studs

Part No. 101286**FORD 5.4L, 330**

1999-11
O.E. No: YC2Z9431EA
LH

Includes (1) manifold gasket, (2) flat washers, (2) lock nuts, (2) double ended studs

Part No. 101287**FORD 3.0L, 182**

2000-03
O.E. No: YF1Z9430ED
RH

Includes (1) manifold gasket, (1) dump gasket, (2) hex bolts, (2) flat washers, (2) lock nuts

Part No. 101288**GM 3.1L, 3.4L,
189, 207**

1996-04
O.E. No: 24506309
RH

Includes (1) manifold gasket, (1) dump gasket

Part No. 101289

GM 3.8L, 231



1995-05
 O.E. No: 24503920
 RH (Rear)
Includes (1) manifold gasket, (2) flange gaskets, (2) studs, (2) nuts

Part No. 101290

GM, ISUZU 4.3L, 262



1998-01
 O.E. No: 12556053
 RH
Includes (1) manifold gasket, (1) dump gasket, (3) flat washers, (3) lock nuts, (3) double ended studs

Part No. 101291

GM, ISUZU 4.3L, 262



1998-01
 O.E. No: 12561164
 LH
Includes (1) manifold gasket, (1) dump gasket, (3) flat washers, (3) lock nuts, (3) double ended studs

Part No. 101292

GM 2.2L, 134



1998-02
 O.E. No: 24577258
Includes (1) manifold gasket, (1) flange gasket, (2) flat washers, (2) lock nuts, (2) double ended studs

Part No. 101293

GM 5.7L, 350



1998-00
 O.E. No: 12556040
 RH
Includes (1) manifold gasket, (1) dump gasket, (3) lock nuts, (3) double ended studs

Part No. 101294

GM 5.7L, 350



1998-00
 O.E. No: 12556041
 LH
Includes (1) manifold gasket, (1) dump gasket, (3) lock nuts, (3) double ended studs

Part No. 101295

GM 2.2L, 134



1990-97
 O.E. No: 10171016
Includes (1) manifold gasket, (1) dump gasket, (2) nuts, (2) washers, (2) studs, (2) springs

Part No. 101296

GM 3.8L, 231



1992-96
 O.E. No: 24502380
 LH (Front)
Includes (1) manifold gasket, (1) flange gasket, (2) studs

Part No. 101297

NISSAN 3.0L



1995-01
O.E. No: 1400431U00
RH

Includes (1) manifold gasket, (1) dump gasket, (4) flat washers, (4) lock nuts, (4) double ended studs

Part No. 101298

NISSAN 3.0L



1995-00
O.E. No: 1400631U00
LH

Includes (1) manifold gasket, (1) dump gasket, (4) flat washers, (4) lock nuts, (4) double ended studs

Part No. 101299

GM, ISUZU 2.8L, 173



1986-93
O.E. No: 10044878
RH

Includes (1) manifold gasket, (1) dump gasket, (2) double ended screws, (2) lock nuts, (2) flat washers

Part No. 101300

VOLVO 2.4L



1993-04
O.E. No: 94719333, 94719341

Includes (1) manifold gasket, (4) studs, (4) nuts

Part No. 101304

HONDA 1.7L



2001-05
O.E. No: 18160PLMA50

*Includes (1) manifold gasket, (3) heat shields, (1) exhaust gasket, (3) hex bolts, (2) springs, (2) hex lock nut screws - **Not certified for use in California.***

Part No. 101305

CHRYSLER 2.0L, 122



2000-05
O.E. No: 4777619AC

Includes (1) manifold gasket, (1) flange gasket, (4) lock nuts

Part No. 101306GM 5.0L, 5.7L,
305, 350

1987-94
O.E. No: 10166145
LH

Includes (1) manifold gasket, (1) flange gasket, (3) studs

Part No. 101307

HYUNDAI 1.8L, 2.0L



1997-03
O.E. No: 2851023430

*Includes (1) manifold gasket, (1) flange gasket, (4) bolts, (6) nuts, (2) studs - **Not certified for sale in California.***

Part No. 101308

FORD 4.6L, 281



1999-04
 O.E. No: XL3Z9431BA
 LH
Includes (2) manifold gaskets, (4) studs, (4) nuts

Part No. 101310

CHRYSLER 3.0L, 181



1989-95
 O.E. No: MD117624
 RH
Includes (1) manifold gasket, (1) flange gasket, (2) studs, (2) nuts

Part No. 101312

HYUNDAI 1.5L



2000-03
 O.E. No: 2851022660
*Includes (1) dump gasket, (3) hex bolts, (12) double ended screws, (12) lock nuts, (1) manifold gasket - **Not certified for sale in California.***

Part No. 101316

FORD 7.5L, 460

Picture unavailable
 at time of publication.

1993-97
 O.E. No: F5TZ9430B, F5TE9430BA
 RH
Includes (1) manifold gasket, (2) Studs, (2) Washers, (2) Nuts

Part No. 101309

NISSAN 2.4L



1998-03
 O.E. No: 14004F4500, 14004F4506
Includes (4) manifold gaskets, (1) flange gasket, (3) studs, (3) nuts

Part No. 101311

TOYOTA 2.0L



2001-03
 O.E. No: 2505128260
*Includes (1) manifold gasket, (1) exhaust gasket, (2) double ended screws, (2) springs, (2) hex lock nut screws, (2) lock nuts, (6) small hex bolts, (4) large hex bolts - **Not certified for sale in California.***

Part No. 101314

FORD 5.8L, 6.4L, 352, 390

Picture unavailable
 at time of publication.

1963-67
 O.E. No: C5SZ9430A, C6AZ9430A
 RH
Includes (1) manifold gasket, (1) Flange Gasket, (2) Studs, (2) Washers, (2) Nuts

Part No. 101317

FORD 7.5L, 460

Picture unavailable
 at time of publication.

1993-97
 O.E. No: F5TZ9431C
 LH
Includes (1) manifold gasket, (2) Studs, (2) Washers, (2) Nuts

Part No. 101318**CHRYSLER,
MITSUBISHI 2.4L**

1990-93

O.E. No: MD150625

*Includes (1) manifold gasket, (1) Flange Gasket, (3) Studs,
(3) Washers, (3) Nuts, (6) Bolts*

Part No. 101320**GM 3.8L, 231**

Picture unavailable
at time of publication.

1991-95

O.E. No: 25537100

RH

Includes (1) manifold gasket, (1) flange gasket, (2) studs, (2) nuts

Part No. 101321**NISSAN 3.3L**

1999-04

O.E. No: 140044S102, 140044S103

RH

Includes (1) dump gasket

Part No. 101322**HONDA 1.6L**

1996-00

O.E. No: 18160P2EA12

*Includes (1) manifold gasket, (1) flange gasket, (1) heat shield,
(3) double ended screws, (2) hex bolts, (3) washers, (3) nuts -
Not certified for sale in California.*

Part No. 101323**NISSAN 2.4L**

Picture unavailable
at time of publication.

1999-00

O.E. No: 1400235600

*Includes (1) manifold gasket, (1) Flange Gasket, (3) Studs,
(3) Washers, (3) Nuts*

Part No. 101324**GEO, GM 1.3L**

Picture unavailable
at time of publication.

1995-97

O.E. No: 91176937

*Includes (1) manifold gasket, (1) Flange Gasket, (2) Bolts,
(2) Springs*

Part No. 101325**GM 6.5L, 7.4L,
396, 454**

Picture unavailable
at time of publication.

1966-72

O.E. No: 340293

LH

*Includes (1) manifold gasket, (1) Flange Gasket, (3) Studs,
(3) Washers, (3) Nuts*

Part No. 101326**FORD 7.0L, 7.5L,
429, 460**

Picture unavailable
at time of publication.

1968-72

O.E. No: D4VY9431

RH

*Includes (1) manifold gasket, (2) Studs, (2) Washers,
(2) Nuts*

Part No. 101327

GM 7.4L, 454

Picture unavailable
at time of publication.

1985-89
O.E. No: 14085780
RH
*Includes (1) manifold gasket, (1) Flange Gasket, (3) Studs,
(3) Washers, (3) Nuts*

Part No. 101328

HYUNDAI 2.5L, 2.7L



1999-04
O.E. No: 2851037152, 2851037371
LH (Front)
*Includes (1) manifold gasket, (1) Flange Gasket, (2) Studs,
(2) Washers, (2) Nuts - Not certified for sale in California.*

Part No. 101329

HYUNDAI 2.5L, 2.7L



1999-04
O.E. No: 2851037162, 2851037381
RH (Rear)
*Includes (1) manifold gasket, (1) Flange Gasket, (2) Studs,
(2) Washers, (2) Nuts - Not certified for sale in California.*

Part No. 101330

JEEP 4.0L, 242



1991-99
O.E. No: 4883385
Includes (1) manifold gasket

Part No. 101331

GM 2.5L, 151

Picture unavailable
at time of publication.

1985-93
O.E. No: 10044282
With heat shield
Includes (1) manifold and flange gasket, (2) studs, (2) springs

Part No. 101332

GM 6.5L, 395

Picture unavailable
at time of publication.

1992-02
O.E. No: 12556476, 12557359
RH
*Includes (1) manifold gasket, (1) Flange Gasket, (3) Studs,
(7) Washers, (7) Nuts, (4) Bolts*

Part No. 101333

**GM 6.2L, 6.5L,
379, 395**

Picture unavailable
at time of publication.

1988-02
O.E. No: 12557359
LH
*Includes (1) manifold gasket, (1) Flange Gasket, (3) Studs,
(3) Washers, (3) Nuts*

Part No. 101334

GM, ISUZU 2.2L, 134



1994-97
O.E. No: 10112345
*Includes (1) manifold gasket, (1) Flange Gasket, (2) Bolts,
(2) Springs*

Part No. 101336

NISSAN 3.3L



1999-00
O.E. No: 140064S102

LH
Includes (1) manifold gasket, (1) flange gasket, (3) studs, (3) nuts

Part No. 101339

TOYOTA 4.0L



2003-09
O.E. No: 1715031011, 1715031070, 1715031250

LH
Includes (1) manifold gasket, (1) manifold flange gasket, (1) double ended stud, (1) bolt, (2) lock nuts - **Not certified for sale in California.**

Part No. 101340

TOYOTA 4.0L



2003-09
O.E. No: 1714031011, 1714031070, 1714031250

RH
Includes (1) manifold gasket, (1) manifold flange gasket, (2) double ended studs, (2) lock nuts, (1) bolt - **Not certified for sale in California.**

Part No. 101341

FORD 3.0L, 182



2000-07
O.E. No: 1F1Z 5G232DA, 1F1Z5G232DA, 2F1Z 5G232AA, 2F1Z5G232AA, 4F1Z 5G232AA, 4F1Z5G232AA

RH
Includes (1) manifold gasket, (1) flange gasket, (2) hex bolts - **Not certified for sale in California.**

Part No. 101342

TOYOTA 2.4L



2002-06
O.E. No: 250510H011, 250510H040

Includes (1) manifold gasket, (1) exhaust gasket, (3) double ended screws, (11) hex bolts, (10) washers, (4) lock nuts - **Not certified for sale in California.**

Part No. 101343

FORD 4.6L, 281



1999-06
O.E. No: XC2Z9430AA, YC2Z9430BA

RH
Includes (1) manifold gasket, (2) studs, (2) nuts

Part No. 101344

HONDA 2.5L



1995-98
O.E. No: 18000P1R305

Includes (1) manifold gasket, (1) flange gasket, (3) studs, (3) nuts - **Not certified for sale in California.**

Part No. 101346

NISSAN 1.6L



1995-99
O.E. No: 140021M510, 140023M200

Includes (1) manifold gasket, (2) studs, (2) nuts - **Not certified for sale in California.**

Part No. 101347

GM, SUZUKI 2.5L, 2.7L



1999-05
 O.E. No: 91177110, 1411067D02
 RH
 Includes (1) manifold gasket, (1) manifold flange gasket,
 (4) lock nuts - **Not certified for sale in California.**

Part No. 101348

GM, SUZUKI 2.5L, 2.7L



1999-05
 O.E. No: 91177111, 1411067D12
 LH
 Includes (1) manifold gasket, (1) manifold flange gasket,
 (3) lock nuts - **Not certified for sale in California.**

Part No. 101349

FORD 4.6L, 281



1993-95
 O.E. No: F3LY5G232A
 LH
 Includes (1) manifold gasket, (1) flange gasket, (2) studs, (2) nuts -
Not certified for sale in California.

Part No. 101350

GM 5.0L, 5.7L,
 305, 350



1989-93
 O.E. No: 10128448
 RH
 Includes (1) manifold gasket, (1) flange gasket, (2) studs,
 (2) nuts

Part No. 101351

FORD, NISSAN
 3.0L, 182



1993
 O.E. No: F3XY9430B
 LH (Front)
 Includes (1) manifold gasket, (3) studs, (3) nuts

Part No. 101352

NISSAN 2.4L



1996
 O.E. No: 1400430000
 Includes (4) manifold gaskets, (8) studs, (8) nuts

Part No. 101353

GM 5.7L, 350



1986-91
 O.E. No: 14087511
 LH
 Includes (3) manifold gaskets, (5) studs, (5) nuts

Part No. 101354

GM 4.5L, 4.9L,
 273, 300



1989-95
 O.E. No: 3527189
 LH
 Includes (2) studs, (2) nuts

Part No. 101355

GM 2.2L, 134



2000-03

O.E. No: 12569057

Includes (1) manifold gasket, (3) studs, (3) nuts

Part No. 101356

TOYOTA 1.5L



1992-95

O.E. No: 171411240

Includes (1) manifold gasket, (1) flange gasket, (2) studs, (2) nuts

Part No. 101357

GM 4.5L, 4.9L,
273, 300



1989-93

O.E. No: 3524158

RH

Includes (3) manifold gaskets, (2) studs, (2) nuts

Part No. 101358

TOYOTA 4.7L



2000-04

O.E. No: 1710450151

RH

Includes (1) manifold gasket, (1) flange gasket, (3) studs, (3) nuts

Part No. 101359

TOYOTA 4.7L



2000-04

O.E. No: 1710550151

LH

Includes (1) manifold gasket, (1) flange gasket, (3) studs, (3) nuts

Part No. 101360

FORD 4.6L, 5.4L,
281, 330



2003-06

O.E. No: 2L1Z9430BA

RH

Includes (1) manifold gasket, (1) flange gasket, (2) studs, (2) nuts

Part No. 101361

FORD 5.4L, 330



2004-11

O.E. No: 3L3Z9430DA, 7C3Z9430A, 9L3Z9430D

RH

Includes (1) manifold gasket, (2) studs, (2) nuts

Part No. 101362

FORD 5.4L, 330



2005-10

O.E. No: 3L3Z9431CA, 5C3Z9431BA

LH

Includes (2) manifold gaskets, (2) studs, (2) nuts

Part No. 101363

JEEP 3.7L, 226



2002-04
 O.E. No: 53031086AB
 RH
Includes (1) manifold gasket

Part No. 101364

JEEP 3.7L, 226



2002-04
 O.E. No: 53031085AB
 LH
Includes (1) manifold gasket

Part No. 101365

GM 3.1L, 189



1990-92
 O.E. No: 10115724
 RH
Includes (1) manifold gasket, (1) flange gasket, (2) springs, (2) bolts

Part No. 101366

GM 4.0L, 4.6L, 244, 281



1996-03
 O.E. No: 3544523, 12558512
 RH
Includes (1) manifold gasket, (1) flange gasket, (2) bolts, (2) washers

Part No. 101367

GM 4.0L, 4.6L, 244, 281



1996-03
 O.E. No: 12556488, 12559225
 LH
Includes (1) manifold gasket, (1) flange gasket, (2) bolts

Part No. 101368

VOLVO 2.9L



2002-04
 O.E. No: 8603064, 86030642
 LH
*Includes (3) manifold gaskets, (1) flange gasket, (4) double-ended studs, (4) flanged nuts - **Not certified for sale in California.***

Part No. 101369

VOLVO 2.9L

Picture unavailable at time of publication.

2002-04
 O.E. No: 8603063, 86030632
 RH
*Includes (3) manifold gaskets, (1) flange gasket, (4) double-ended studs, (4) flanged nuts - **Not certified for sale in California.***

Part No. 101370

FORD 4.0L, 245



2001-11
 O.E. No: 1L2Z9430CA
 RH
Includes (1) manifold gasket, (2) flange studs, (2) nuts

Part No. 101371

GM, HUMMER 4.8L,
5.3L, 6.0L, 6.2L, 294,
325, 364, 376



2002-10
O.E. No: 12569416, 12569530, 12578341, 12602038, 12616286
RH

*Includes (1) manifold gasket, (1) flange gasket, (3) studs,
(3) nuts*

Part No. 101372

TOYOTA 3.0L



1988-95
O.E. No: 1714165010, 1714165011
RH

Includes (1) heat shield, (7) studs, (7) nuts

Part No. 101373

MAZDA 2.3L



1995-02
O.E. No: KJ022055X, KJ022055XA, KJ022055XB
LH

*Includes (1) manifold gasket, (1) flange gasket, (3) bolts,
(3) nuts*

Part No. 101374

MAZDA 2.3L



1995-02
O.E. No: KJ022050XA, KJ022050XB
RH

*Includes (1) manifold gasket, (1) flange gasket, (3) bolts, (3) nuts -
Not certified for sale in California.*

Part No. 101375

FORD 4.0L, 245



2001-11
O.E. No: 1L2Z9431CA
LH

*Includes (1) manifold gasket, (1) flange gasket, (3) bolts, (3) nuts -
Not certified for sale in California.*

Part No. 101376

GM 8.1L, 496



2001-03
O.E. No: 12557286
RH

*Includes (1) manifold gasket, (1) flange gasket, (3) bolts,
(3) nuts, (2) AIR studs, (2) AIR nuts*

Part No. 101377

GM 8.1L, 496



2001-07
O.E. No: 12555621, 12557287
LH

*Includes (1) manifold gasket, (1) flange gasket, (3) studs,
(3) nuts, (2) AIR studs, (2) AIR nuts*

Part No. 101378

GM 3.2L, 197



2003-04
O.E. No: 24412092
RH

Includes (1) manifold gasket, (1) flange gasket, (3) nuts

Part No. 101379

GM 3.2L, 197



2003-04
O.E. No: 24412093
LH

Includes (1) manifold gasket, (1) flange gasket, (3) nuts

Part No. 101380

FORD, MAZDA
3.0L, 183



2001-08
O.E. No: 5L8Z5G232CC
RH (Rear)

Includes (1) manifold gasket, (1) flange gasket, (2) hex bolts, (2) lock nuts - Not certified for sale in California.

Part No. 101381

MAZDA 3.0L



2003-05
O.E. No: AJ572055XC, AJB42055XB
RH (Rear)

Includes (1) manifold gasket, (1) flange gasket, (2) studs - Not certified for sale in California.

Part No. 101382

NISSAN 3.0L



1986-89
O.E. No: 1400612G04
LH

Includes (1) manifold gasket, (3) studs, (3) nuts

Part No. 101383

FORD, MAZDA
3.0L, 183



2001-07
O.E. No: 5L8Z5G232EA
LH (Front)

Includes (1) manifold gasket, (2) hex bolts, (2) lock nuts - Not certified for sale in California.

Part No. 101384

HYUNDAI 1.6L



2001-05
O.E. No: 2851026650

Includes (1) manifold gasket, (1) flange gasket, (1) heat shield, (2) double ended screws, (2) lock nuts, (3) hex bolts - Not certified for sale in California.

Part No. 101385

FORD, NISSAN 3.3L



2001-02
O.E. No: 1F5Z9431AA, 140027B100
LH

Includes (1) manifold gasket, (1) manifold flange gasket, (1) dump gasket, (2) double ended studs, (2) lock nuts, (14) bolts, (14) washers - Not certified for sale in California.

Part No. 101386

MITSUBISHI 2.4L



2004-11
O.E. No: MN156409

Includes (1) manifold gasket, (1) manifold flange gasket, (3) double ended studs, (6) bolts, (4) lock nuts (5) washers - Not certified for sale in California.

Part No. 101388**FORD 4.6L, 281**Picture unavailable
at time of publication.1991-93
O.E. No: F1AZ9431B
LH
*Includes (1) manifold gasket, (2) studs, (2) nuts***Part No. 101389****HYUNDAI, KIA 2.0L**2004-08
O.E. No: 2851023810
*Includes (1) manifold gasket, (1) flange gasket, (2) studs, (2) nuts - Not certified for sale in California.***Part No. 101390****MAZDA 3.0L**2003-05
O.E. No: AJ572050XC, AJB42050XB
LH (Front)
*Includes (1) manifold gasket, (1) flange gasket, (2) studs - Not certified for sale in California.***Part No. 101391****MAZDA 3.0L**2002-06
O.E. No: A5792055XB, AJ512055XA,
AJ952055X, AJD62055X
RH (Rear)
*Includes (1) manifold gasket, (1) manifold flange gasket, (3) double ended studs, (1) bolt, (4) lock nuts - Not certified for sale in California.***Part No. 101392****MAZDA 3.0L**2002-06
O.E. No: AJ512050XA, AJ792050XB,
AJ952050X, AJD62050X
LH (Front)
*Includes (1) manifold gasket, (1) manifold flange gasket, (3) double ended studs, (3) lock nuts - Not certified for sale in California.***Part No. 101393****FORD 5.4L, 330**2003-04
O.E. NO: 2L7Z9430AA
RH
*Includes (1) manifold gasket, (2) studs, (2) nuts***Part No. 101394****CHRYSLER 2.4L, 148**2001-10
O.E. No: 4884460AA
*Includes (1) manifold gasket, (1) flange gasket, (4) studs, (4) nuts***Part No. 101395****FORD 3.3L**1999-02
O.E. No: XF5Z9431BA
LH (Front)
Includes (1) manifold gasket, (1) flange gasket, (3) flange studs, (3) flange nuts

Part No. 101396

FORD 7.3L, 445



1998-03
 O.E. No: F81Z9430AA
 RH
 Includes (1) manifold gasket, (2) bolts, (2) nuts

Part No. 101397

TOYOTA 2.4L



2004-06
 O.E. No: 2505128220
 Includes (1) manifold gasket,
 (1) manifold flange gasket,
 (2) double ended studs, (10) bolts,
 (5) lock nuts, (10) washers -
Not certified for sale in California.

Part No. 101398

TOYOTA 2.4L



2001-03
 O.E. No: 2505128090
 Includes (1) manifold gasket, (1) manifold flange gasket,
 (2) springs, (12) bolts, (2) double ended studs, (3) lock nuts -
Not certified for sale in California.

Part No. 101399

GEO, GM, SUZUKI 1.3L



1997-01
 O.E. No: 91173337, 91176019, 1411...
 Includes (1) manifold gasket, (1) flange gasket, (4) studs, (4) nuts -
Not certified for sale in California.

Part No. 101400

NISSAN 2.5L



2002-05
 O.E. No: 140028J008
 Includes (1) manifold gasket, (1) flange gasket, (2) studs,
 (2) springs - **Not certified for sale in California.**

Part No. 101401

GM 6.6L, 400



2001-08
 O.E. No: 97224586
 RH
 Includes (1) manifold gasket, (1) flange gasket, (3) bolts,
 (3) washers

Part No. 101402

FORD 7.3L, 445



2000-03
 O.E. No: F81Z9431AA
 LH
 Includes (1) manifold gasket, (2) bolts, (2) nuts

Part No. 101403

GM 4.2L, 256



2002-05
 O.E. No: 88890560
 Includes (1) manifold gasket, (1) flange gasket, (3) studs,
 (3) nuts

Part No. 101404

FORD 6.8L, 415



1999
O.E. No: XC2Z9430CA
RH

Includes (1) manifold gasket, (2) studs, (2) nuts

Part No. 101405

FORD 6.8L, 415



1999
O.E. No: XC2Z9431CA
LH

Includes (1) manifold gasket, (2) studs, (2) nuts

Part No. 101406

FORD 6.8L, 415



2000-11
O.E. No: YC2Z9430AA
RH

Includes (1) manifold gasket, (2) studs, (2) nuts

Part No. 101407

FORD 6.8L, 415



2000-11
O.E. No: YC2Z9431BA
LH

*Includes (1) manifold gasket, (2) studs, (2) nuts,
(1) EGR block off plug*

Part No. 101408GM 5.3L, 6.0L,
325, 364

2004-06
O.E. No: 12567484
RH

*Includes (1) manifold gasket, (1) flange gasket, (3) studs,
(3) nuts*

Part No. 101409

TOYOTA 3.5L



2005-10
O.E. No: 1715031050, 1715031160,
171500P040

LH (Front)
*Includes (1) manifold gasket, (1) flange gasket, (2) studs, (2) nuts,
(4) bolts, (4) washers - Not certified for sale in California.*

Part No. 101410

TOYOTA 3.5L



2005-10
O.E. No: 1714031050, 1714031060,
1714031160, 1714031161,
171400P040, 171400P041, 1714031H00

RH (Rear)
*Includes (1) manifold gasket, (1) flange gasket, (2) bolts,
(2) washers - Not certified for sale in California.*

Part No. 101411

MITSUBISHI 2.0L



2002-07
O.E. No: 1555A043, MN156058,
MR299372

*Includes (1) manifold gasket,
(1) flange gasket, (2) studs, (4) nuts, (9) bolts,
(9) washers - Not certified for sale in California.*

Part No. 101412

**HONDA 3.0L,
3.2L, 3.5L**



2003-09
O.E. No: 18290RCAA00, 18290RCAL00, 18290RGLA00
RH (Rear)
*Includes (1) manifold gasket, (1) flange gasket, (2) studs,
(2) nuts - **Not certified for sale in California.***

Part No. 101413

**HONDA 3.0L,
3.2L, 3.5L**



2003-09
O.E. No: 18190RCAA00, 18190RCAL00, 18190RGLA00
LH (Front)
*Includes (1) manifold gasket, (1) flange gasket, (2) studs,
(2) nuts - **Not certified for sale in California.***

Part No. 101414

MINI 1.6L



2002-06
O.E. No: 18407533402
*Includes (1) manifold gasket, (1) flange gasket,
(2) nuts - **Not certified for sale in California.***

Part No. 101415

HONDA 1.7L



2001-05
O.E. No: 18160PLMA00, 18160PLMA50
*Includes (1) manifold gasket, (1) flange gasket, (2) bolts,
(2) springs - **Not certified for sale in California.***

Part No. 101417

FORD 4.6L, 281



1992-93
O.E. No: F1AZ9430B
RH
Includes (1) manifold gasket, (2) Studs, (2) Washers, (2) Nuts

Part No. 101418

MAZDA 2.5L



2000-01
O.E. No: GY182050X
LH (Front)
*Includes (1) manifold gasket, (2) Studs, (2) Washers, (2) Nuts -
Not certified for sale in California.*

Part No. 101419

HYUNDAI, KIA 1.6L



2006-10
O.E. No: 2851026190
*Includes (1) manifold gasket, (1) Flange Gasket, (3) Studs,
(3) Washers, (3) Nuts - **Not certified for sale in California.***

Part No. 101420

FORD 5.4L, 330



2004-10
O.E. No: 3L3Z9431CA, 7L1Z9431A
LH
Includes (1) manifold gasket, (2) Studs, (2) Washers, (2) Nuts

Part No. 101421

MAZDA 2.5L



2000-01
O.E. No: GY182055X
RH (Rear)

Includes (1) manifold gasket, (2) Bolts, (2) Washers - Not certified for sale in California.

Part No. 101423

KIA 2.0L



1998-02
O.E. No: OK08A13451C

Includes (1) manifold gasket, (1) Flange Gasket, (5) Studs, (5) Washers, (5) Nuts

Part No. 101425

MAZDA 1.6L



1999-01
O.E. No: ZM0113450A

Includes (1) manifold gasket, (1) Flange Gasket, (5) Bolts, (5) Washers, (5) Nuts

Part No. 101429

GM 2.2L, 2.4L,
134, 145

Picture unavailable
at time of publication.

2004-08
O.E. No: 12586636, 12617358, 12618544, 12564557
Includes (1) manifold gasket, (1) Flange Gasket, (3) Studs, (3) Washers, (3) Nuts - Not certified for sale in California.

Part No. 101422

CHRYSLER,
MITSUBISHI 2.4L, 148



2002-05
O.E. No: MR597478

Includes (1) manifold gasket, (1) Flange Gasket, (3) Studs, (7) Washers, (3) Nuts, (4) Bolts - Not certified for sale in California.

Part No. 101424

JEEP 2.4L, 148

Picture unavailable
at time of publication.

2002-06
O.E. No: 53013263AB

Includes (1) manifold gasket, (2) Studs, (2) Washers, (2) Nuts

Part No. 101426

FORD 2.0L, 2.3L,
121, 140



2003-06
O.E. No: 4S4Z5G232CB, 5S4Z5G232A

Includes (1) manifold gasket, (1) Flange Gasket, (2) Studs, (2) Washers, (2) Nuts - Not certified for sale in California.

Part No. 101439

BMW 2.5L, 3.0L

Picture unavailable
at time of publication.

2001-04
O.E. No: 18407514499
Includes (1) manifold gasket, (1) Flange Gasket, (2) Bolts, (2) Washers, (2) Nuts - Not certified for sale in California.

Part No. 101452**TOYOTA 2.2L**Picture unavailable
at time of publication.

2000-01
 O.E. No: 2505103030
Includes (1) manifold gasket, (1) Flange Gasket, (3) Studs, (8) Washers, (5) Nuts, (10) Bolts - Not certified for sale in California.

Part No. 101455**FORD 4.6L, 281**Picture unavailable
at time of publication.

2003-11
 O.E. No: 4W7Z9430AA
 RH
Includes (1) manifold gasket, (2) Studs, (2) Washers, (2) Nuts

Part No. 101456**FORD 4.6L, 281**Picture unavailable
at time of publication.

2003-11
 O.E. No: 4W7Z9431AA
 LH
Includes (1) manifold gasket, (2) Studs, (2) Washers, (2) Nuts

Part No. 101464**JEEP 3.8L, 231**Picture unavailable
at time of publication.

2003-11
 O.E. No: 4666024AB, 4666024AC, 4666024AD
Includes (1) manifold gasket, (1) Flange Gasket, (3) Studs, (3) Washers, (3) Nuts

Part No. 101465**JEEP 3.8L, 231**Picture unavailable
at time of publication.

2007-11
 O.E. No: 4666026AA, 4666026AB, 4666026AC
Includes (1) manifold gasket, (2) studs, (2) washers, (2) nuts

Part No. 101466**GM, ISUZU, SAAB
4.2L, 256**Picture unavailable
at time of publication.

2008-09
 O.E. No: 12597165, 12637060
Includes (1) manifold gasket, (1) flange gasket, (3) studs, (3) washers, (3) nuts

Part No. 101467**GM 2.4L, 146**Picture unavailable
at time of publication.

1999-02
 O.E. No: 24576614
Includes (1) manifold gasket, (1) flange gasket, (3) studs, (3) washers, (3) nuts

Part No. 101468**CHRYSLER 3.9L, 239**Picture unavailable
at time of publication.

1994-03
 O.E. No: 53010185AB
Includes (1) manifold gasket, (2) studs, (2) washers, (2) nuts

Part No. 101469**GM 2.2L, 134**Picture unavailable
at time of publication.

2003-07

O.E. No: 90537679

*Includes (1) manifold gasket, (1) flange gasket, (3) studs,
(3) washers, (3) nuts***Part No. 101470****ISUZU 6.0L, 364**Picture unavailable
at time of publication.

2003-07

O.E. No: 12603739, 12570670, 8126037390, 8125706700

*Includes (1) manifold gasket, (1) flange gasket, (3) studs,
(3) washers, (3) nuts***Part No. 101471****AUDI, VOLKSWAGEN 1.8L**Picture unavailable
at time of publication.

1999-06

O.E. No: 06A253033AL

*Includes (1) manifold gasket, (1) flange gasket***Part No. 101472****KIA 1.6L**Picture unavailable
at time of publication.

2003-04

O.E. No: 28510-2X040

*Includes (1) manifold gasket, (1) flange gasket, (6) bolts,
(6) washers, (2) nuts***Part No. 101473****HYUNDAI, KIA 3.3L, 3.8L**Picture unavailable
at time of publication.

2006-11

O.E. No: 285103C570, 285103C370

*Includes (1) manifold gasket, (1) flange gasket, (2) studs, (2) nuts,
(6) bolts, (8) washers***Part No. 101474****HYUNDAI, KIA 3.3L, 3.8L**

2006-11

O.E. No: 285103C380, 285103C580

*Includes (1) manifold gasket, (1) flange gasket, (2) studs, (2) nuts,
(6) bolts, (8) washers***Part No. 101475****GM 5.7L, 350**Picture unavailable
at time of publication.

1996-99

O.E. No: 93802339

*Includes (1) manifold gasket, (1) flange gasket, (3) nuts,
(3) studs, (3) washers***Part No. 101476****FORD 2.0L, 121**Picture unavailable
at time of publication.

2005

O.E. No: 5S4Z5G232CA

*Includes (1) manifold gasket, (1) flange gasket, (2) nuts,
(2) studs, (2) washers*

Part No. 101477**GM 3.4L, 207**Picture unavailable
at time of publication.

2005-09

O.E. No: 12587594

*Includes (1) manifold gasket, (3) nuts, (3) studs, (3) washers***Part No. 101478****CHRYSLER, JEEP
5.7L, 350**Picture unavailable
at time of publication.

2009-12

O.E. No: 68045559AB

*Includes (1) manifold gasket, (2) nuts, (2) studs, (2) washers***Part No. 101479****CHRYSLER 5.7L, 345**Picture unavailable
at time of publication.

2009-12

O.E. No: 68045560AB

*Includes (1) manifold gasket, (2) nuts, (2) studs, (2) washers***Part No. 101480****NISSAN 3.5L**Picture unavailable
at time of publication.

2002-09

O.E. No: 140067Y000, 140068J100

*Includes (1) manifold gasket, (1) flange gasket, (2) bolts, (2) nuts,
(2) studs, (2) washers***Part No. 101481****NISSAN 3.5L**Picture unavailable
at time of publication.

2003-09

O.E. No: 140047Y000, 14004CA000

*Includes (1) manifold gasket, (1) flange gasket, (2) nuts, (2) studs,
(2) washers***Part No. 101482****HONDA 1.3L**Picture unavailable
at time of publication.

2003-05

O.E. No: 18160PZAA00

*Includes (1) manifold gasket, (1) flange gasket, (12) bolts,
(10) washers, (2) springs***Part No. 101483****HYUNDAI, KIA 2.0L**Picture unavailable
at time of publication.

2005-07

O.E. No: 2851023780

*Includes (1) manifold gasket, (1) flange gasket, (2) nuts,
(2) studs, (2) washers*

CVT (Continuously Variable Transmission) Fluid



- Use in *ALL* CVT Applications
- Excellent Metal To Metal Friction Performance
- Excellent Low Temperature Fluidity

**ATP Part No.: AT-215
1 Quart**



The Value Is In The Brand!

MODEL	YEAR	ENGINE	ADDITIONAL	PART NUMBER
ACURA				
CL	1997	2.2L 2156cc		102095
	1998-99	2.3L 2254cc		102162
EL	2001-05	1.7L 1668cc		102167
RSX	2002-06	2.0L 1998cc		102283
TSX	2004-06	2.4L 2354cc		102283
AMC				
AMX	1978-80	4.2L 258cid	Ring thickness is 1.25 inches	102007
	1973-74	5.9L 360cid		102001
Ambassador	1973-74	5.9L 360cid		102001
Concord	1978-79	3.8L 232cid	Ring thickness is 1.25 inches	102007
	1978-80	4.2L 258cid	Ring thickness is 1.25 inches	102007
Eagle	1983	2.5L 150cid	Serpentine Belt	102002
	1984	2.5L 150cid	Flat belt	102002
	1983	2.5L 151cid	Flat Belt	102002
	1980	4.2L 258cid	Ring thickness is 1.25 inches	102007
Gremlin	1975	3.8L 232cid	Ring thickness is 1.25 inches; late	102007
	1976-78	3.8L 232cid	Ring thickness is 1.25 inches	102007
	1975	4.2L 258cid	Ring thickness is 1.25 inches; late	102007
	1976-78	4.2L 258cid	Ring thickness is 1.25 inches	102007
Hornet	1975	3.8L 232cid	Ring thickness is 1.25 inches; late	102007
	1976-77	3.8L 232cid	Ring thickness is 1.25 inches	102007
	1975	4.2L 258cid	Ring thickness is 1.25 inches; late	102007
	1976-77	4.2L 258cid	Ring thickness is 1.25 inches	102007
	1973-74	5.9L 360cid		102001
Javelin	1973-74	5.9L 360cid		102001
Matador	1975	4.2L 258cid	Ring thickness is 1.25 inches; late	102007
	1976-78	4.2L 258cid	Ring thickness is 1.25 inches	102007
	1973-78	5.9L 360cid		102001
Pacer	1975	3.8L 232cid	Ring thickness is 1.25 inches; late	102007
	1976-78	3.8L 232cid	Ring thickness is 1.25 inches	102007
	1975	4.2L 258cid	Ring thickness is 1.25 inches; late	102007
	1976-80	4.2L 258cid	Ring thickness is 1.25 inches	102007
Spirit	1979	3.8L 232cid	Ring thickness is 1.25 inches	102007
	1979-80	4.2L 258cid	Ring thickness is 1.25 inches	102007
BRICKLIN				
SV-1	1975-76	5.8L 351cid		102206
BUICK				
Apollo	1973-75	4.1L 250cid	W/o AC	102040
	1975	4.3L 260cid		102064
Century	1993-96	2.2L 134cid		102194●
	1993-96	2.2L 134cid		102195**
	1982-87	2.5L 151cid		102193**

● Engine Crankshaft Pulley ** Engine Crankshaft Hub

MODEL	YEAR	ENGINE	ADDITIONAL	PART NUMBER
BUICK				
Century (Cont'd)	1987-91	2.5L 151cid		102048
	1983-86	2.8L 173cid		102061
	1987-89	2.8L 173cid		102071**
	1994-00	3.1L 189cid		102065
	1989-90	3.3L 204cid		102054
	1991-92	3.3L 204cid		102104
	1993	3.3L 204cid		102105
	1986-88	3.8L 231cid		102067
	1977-80	5.0L 305cid	Small Block 6.5 inch O.D.	102069
	1977	5.7L 350cid	OE Replacement	102122
	1977-79	5.7L 350cid	Small Block 6.5 inch O.D.	102069
	1977	6.6L 403cid	OE Replacement	102122
Commercial Chassis	1992-93	5.7L 350cid	Small Block 6.5 inch O.D.	102069
	1994-96	5.7L 350cid		102056
Electra	1986-87	3.8L 231cid	Stamped 25527381 or 25527009	102067
	1986-87	3.8L 231cid	Stamped 25532179	102154
	1988-90	3.8L 231cid		102068
	1981-87	5.0L 307cid		102064
	1977-78	5.7L 350cid	OE Replacement	102122
	1979-80	5.7L 350cid		102064
	1977-78	6.6L 403cid	OE Replacement	102122
Estate Wagon	1981-83	5.0L 307cid		102064
	1988-89	5.0L 307cid		102064
	1977-78	5.7L 350cid	OE Replacement	102122
	1979-80	5.7L 350cid		102064
	1977-78	6.6L 403cid	OE Replacement	102122
	1979	6.6L 403cid		102064
LaCrosse	2005-09	3.8L 231cid		102284
LeSabre	1986-87	3.8L 231cid	Stamped 25527381 or 25527009	102067
	1986-87	3.8L 231cid	Stamped 25532179	102154
	1988	3.8L 231cid	3 in 8th position of VIN; Stamped 25527381 or 25527009	102067
	1988	3.8L 231cid	3 in 8th position of VIN; Stamped 25532179	102154
	1988	3.8L 231cid	C in 8th position of VIN	102068
	1989-90	3.8L 231cid		102068
	1991-92	3.8L 231cid	Naturally Aspirated	102072
	1993-94	3.8L 231cid	Naturally Aspirated	102073
	1995-99	3.8L 231cid	Naturally Aspirated	102074
	2002-05	3.8L 231cid		102284
	1970	4.1L 250cid		102040
	1978	5.0L 305cid	Small Block 6.5 inch O.D.	102069
1981-86	5.0L 307cid		102064	

● Engine Crankshaft Pulley ** Engine Crankshaft Hub

MODEL	YEAR	ENGINE	ADDITIONAL	PART NUMBER
BUICK				
LeSabre (Cont'd)	1988-90	5.0L 307cid		102064
	1977-78	5.7L 350cid	OE Replacement	102122
	1979-80	5.7L 350cid		102064
	1975	6.6L 400cid	Aftermarket Heavy Duty External balance	102046
	1977-78	6.6L 403cid	OE Replacement	102122
Lucerne	2006-08	3.8L 231cid		102284
Park Avenue	1991-92	3.8L 231cid	Naturally Aspirated	102072
	1991-92	3.8L 231cid	Supercharged	102107
	1993-94	3.8L 231cid	Naturally Aspirated	102073
	1993-94	3.8L 231cid	Supercharged	102108
	1995	3.8L 231cid	Naturally Aspirated	102074
	1995	3.8L 231cid	Supercharged	102109
	1996-99	3.8L 231cid	1 in 8th position of VIN; Supercharged	102055
	1996-99	3.8L 231cid	K in 8th position of VIN; Naturally Aspirated	102074
	2000-05	3.8L 231cid		102284
Reatta	1988-90	3.8L 231cid		102068
	1991	3.8L 231cid		102072
Regal	1988-89	2.8L 173cid		102071**
	1989-92	3.1L 189cid		102071**
	1993	3.1L 189cid	Except California	102071**
	1994-96	3.1L 189cid		102065
	1990-92	3.8L 231cid		102072
	1993-94	3.8L 231cid		102073
	1995-96	3.8L 231cid		102074
	1997-00	3.8L 231cid	1 in 8th position of VIN; Supercharged	102055
	1997-02	3.8L 231cid	K in 8th position of VIN; Naturally Aspirated	102074
	1977-80	5.0L 305cid	Small Block 6.5 inch O.D.	102069
	1986-87	5.0L 307cid		102064
	1977	5.7L 350cid	OE Replacement	102122
	1977	5.7L 350cid	Small Block 6.5 inch O.D.	102069
	Riviera	1986-87	3.8L 231cid	
1988-90		3.8L 231cid		102068
1991-92		3.8L 231cid		102072
1995		3.8L 231cid	Naturally Aspirated; ID 24504737	102074
1995		3.8L 231cid	Supercharged; 1st Design, 1" Weight (Small) Opposite Keyway	102108
1995		3.8L 231cid	Supercharged; 2nd Design, 2-1/2" Weight (Large) Opposite Keyway	102109
1996-97		3.8L 231cid	1 in 8th position of VIN; Supercharged	102055
1996-97		3.8L 231cid	K in 8th position of VIN; Naturally Aspirated	102074
1998-99		3.8L 231cid	Supercharged	102055
1980-85		5.0L 307cid		102064
1977-80		5.7L 350cid	OE Replacement	102122
1977-78		6.6L 403cid	OE Replacement	102122

● Engine Crankshaft Pulley ** Engine Crankshaft Hub

MODEL	YEAR	ENGINE	ADDITIONAL	PART NUMBER	
BUICK					
Roadmaster	1991	5.0L 305cid		102069	
	1992-93	5.7L 350cid	Small Block 6.5 inch O.D.	102069	
	1994-96	5.7L 350cid		102056	
Skylark	1988-95	2.3L 138cid		102066	
	1996-98	2.4L 146cid		102066	
	1980-89	2.5L 151cid		102193**	
	1984-85	2.8L 173cid		102061	
	1994-98	3.1L 189cid		102065	
	1989-90	3.3L 204cid		102054	
	1991-92	3.3L 204cid		102104	
	1993	3.3L 204cid		102105	
	1970-71	4.1L 250cid		102040	
	1975-76	4.3L 260cid		102064	
	1977-79	5.0L 305cid	Small Block 6.5 inch O.D.	102069	
	1977	5.7L 350cid	OE Replacement	102122	
	1977-79	5.7L 350cid	Small Block 6.5 inch O.D.	102069	
	Somerset	1986-87	2.5L 151cid		102193**
		1987	2.5L 151cid		102048
Somerset Regal	1985	2.5L 151cid		102193**	
Special	1968-69	4.1L 250cid	W/o AC	102040	
BUICK TRUCK					
Rainier	2004-05	5.3L 323cid	RWD	102171	
	2006	5.3L 325cid	RWD	102171	
Rendezvous	2004-05	3.4L 207cid		102207	
	2006-07	3.5L 213cid		102207	
Terraza	2005-06	3.5L 213cid		102207	
	2006-07	3.9L 237cid		102207	
CADILLAC					
60 Special	1993	4.9L 300cid		102057	
Allante	1987-88	4.1L 250cid		102057	
	1989-92	4.5L 273cid		102057	
	1993	4.6L 281cid		102169	
Brougham	1991-92	5.0L 305cid	Small Block 6.5 inch O.D.	102069	
	1987	5.0L 307cid	9 in 8th position of VIN; OE Replacement	102122	
	1987	5.0L 307cid	Y in 8th position of VIN	102064	
	1988	5.0L 307cid		102064	
	1989-90	5.0L 307cid	9 in 8th position of VIN; OE Replacement	102122	
	1989-90	5.0L 307cid	Y in 8th position of VIN	102064	
	1990-92	5.7L 350cid	Small Block 6.5 inch O.D.	102069	
CTS	2004-05	3.6L 217cid	W/o HD Cooling	102209	
Catera	1997-01	3.0L 181cid		102138	

● Engine Crankshaft Pulley ** Engine Crankshaft Hub

MODEL	YEAR	ENGINE	ADDITIONAL	PART NUMBER
CADILLAC				
Cimarron	1983-86	2.0L 122cid	Crankshaft Pulley Only	102194●
	1983-86	2.0L 122cid		102195**
	1987-88	2.8L 173cid		102071**
Commercial Chassis	1985-87	4.1L 250cid		102057
	1988-90	4.5L 273cid		102057
	1991-92	4.9L 300cid		102057
	1993	5.7L 350cid	Small Block 6.5 inch O.D.	102069
	1994-96	5.7L 350cid		102056
DeVille	1985-87	4.1L 250cid		102057
	1988-90	4.5L 273cid		102057
	1994-99	4.6L 281cid		102169
	1991-95	4.9L 300cid		102057
Eldorado	1986-87	4.1L 250cid		102057
	1988-90	4.5L 273cid		102057
	1993-99	4.6L 281cid		102169
	1991-93	4.9L 300cid		102057
	1979	5.7L 350cid	Gas Engine; OE Replacement	102122
	1980	5.7L 350cid	Gas Engine	102064
Fleetwood	1985-87	4.1L 250cid		102057
	1988-90	4.5L 273cid		102057
	1991-92	4.9L 300cid		102057
	1986	5.0L 307cid		102064
	1993	5.7L 350cid	Small Block 6.5 inch O.D.	102069
	1994-96	5.7L 350cid		102056
STS	2005	3.6L 217cid	W/o HD Cooling	102209
Seville	1986-87	4.1L 250cid		102057
	1988-90	4.5L 273cid		102057
	1993-99	4.6L 281cid		102169
	1991-93	4.9L 300cid		102057
	1976-77	5.7L 350cid	OE Replacement	102122
	1978	5.7L 350cid	Gas Engine; OE Replacement	102122
	1979-80	5.7L 350cid	Gas Engine	102064
CADILLAC TRUCK				
Escalade	2002-05	5.3L 325cid	RWD	102171
	1999-00	5.7L 350cid		102053
	2002-06	6.0L 364cid		102171
SRX	2004-05	3.6L 217cid	W/o HD Cooling	102209

● Engine Crankshaft Pulley ** Engine Crankshaft Hub

MODEL	YEAR	ENGINE	ADDITIONAL	PART NUMBER
CHEVROLET				
Bel Air	1966-69	4.1L 250cid	W/o AC	102040
	1970-73	4.1L 250cid		102040
	1966	4.6L 283cid	Nodular crankshaft	102041
	1967	4.6L 283cid		102041
	1968	5.0L 307cid		102041
	1969	5.4L 327cid	Aftermarket Heavy Duty	102077
	1969	5.4L 327cid	Small Block 6.75 inch O.D.	102075
	1969-70	5.7L 350cid	2BBL; Aftermarket Heavy Duty	102077
	1969-70	5.7L 350cid	2BBL; OE Replacement	102075
	1969-70	5.7L 350cid	4BBL; Aftermarket Heavy Duty	102043
	1969-70	5.7L 350cid	4BBL; OE Replacement	102042
	1972-75	5.7L 350cid	Aftermarket Heavy Duty	102077
	1972-75	5.7L 350cid	Small Block 6.75 inch O.D.	102075
	1966-69	6.5L 396cid		102039
	1970	6.6L 400cid	External balance	102045
	1970-75	6.6L 400cid	Aftermarket Heavy Duty External balance	102046
	1973-75	6.6L 400cid	External balance	102045
	1966-67	7.0L 427cid	390 HP	102039
	1966-69	7.0L 427cid	425 HP	102078
	1968	7.0L 427cid	385 HP	102039
	1969	7.0L 427cid	335 HP	102039
	1969	7.0L 427cid	390 HP	102039
	1973	7.4L 454cid	Automatic Transmission; Aftermarket Heavy Duty	102050
	1973	7.4L 454cid	Automatic Transmission; Big Block 8 inch O.D.	102049
	1974-75	7.4L 454cid	Aftermarket Heavy Duty	102050
	1974-75	7.4L 454cid	Big Block 8 inch O.D.	102049
Beretta	1987-89	2.0L 122cid	Crankshaft Pulley Only	102194●
	1987-89	2.0L 122cid		102195**
	1990-96	2.2L 134cid	Crankshaft Pulley Only	102194●
	1990-96	2.2L 134cid		102195**
	1990-91	2.3L 140cid	164mm O.D. (approx. 6-1/2 inches)	102066
	1992-94	2.3L 140cid		102066
	1987-89	2.8L 173cid		102071**
	1990-93	3.1L 189cid		102071**
	1994-96	3.1L 189cid		102065
Biscayne	1966-69	4.1L 250cid	W/o AC	102040
	1970-72	4.1L 250cid		102040
	1966	4.6L 283cid	Nodular crankshaft	102041
	1967	4.6L 283cid		102041
	1968	5.0L 307cid		102041
	1969	5.4L 327cid	Aftermarket Heavy Duty	102077
	1969	5.4L 327cid	Small Block 6.75 inch O.D.	102075

● Engine Crankshaft Pulley ** Engine Crankshaft Hub

MODEL	YEAR	ENGINE	ADDITIONAL	PART NUMBER
CHEVROLET				
Biscayne (Cont'd)	1969-70	5.7L 350cid	2BBL; Aftermarket Heavy Duty	102077
	1969-70	5.7L 350cid	2BBL; OE Replacement	102075
	1969-70	5.7L 350cid	4BBL; Aftermarket Heavy Duty	102043
	1969-70	5.7L 350cid	4BBL; OE Replacement	102042
	1972	5.7L 350cid	Aftermarket Heavy Duty	102077
	1972	5.7L 350cid	Small Block 6.75 inch O.D.	102075
	1966-69	6.5L 396cid		102039
	1970	6.6L 400cid	External balance	102045
	1970-72	6.6L 400cid	Aftermarket Heavy Duty External balance	102046
	1966-67	7.0L 427cid	390 HP	102039
	1966-69	7.0L 427cid	425 HP	102078
	1968	7.0L 427cid	385 HP	102039
	1969	7.0L 427cid	335 HP	102039
	1969	7.0L 427cid	390 HP	102039
	Brookwood	1969	4.1L 250cid	W/o AC
1972		5.7L 350cid	Aftermarket Heavy Duty	102077
1972		5.7L 350cid	Small Block 6.75 inch O.D.	102075
1970		6.6L 400cid	External balance	102045
1970-72		6.6L 400cid	Aftermarket Heavy Duty External balance	102046
Camaro	1982-86	2.5L 151cid		102193**
	1982-87	2.8L 173cid		102062
	1988-89	2.8L 173cid		102063
	1990-92	3.1L 189cid	MFI	102063
	1980-81	3.8L 229cid		102060
	1995-96	3.8L 231cid		102074
	1997	3.8L 231cid	Automatic Transmission	102074
	1967-69	4.1L 250cid	W/o AC	102040
	1970-74	4.1L 250cid		102040
	1975-76	4.1L 250cid		102034
	1977-79	4.1L 250cid		102035
	1976	5.0L 305cid	Aftermarket Heavy Duty	102077
	1976	5.0L 305cid	Small Block 6.75 inch O.D.	102075
	1977-84	5.0L 305cid	Small Block 6.5 inch O.D.	102069
	1985-87	5.0L 305cid	4BBL; Small Block 6.5 inch O.D.	102069
	1985-92	5.0L 305cid	MFI; Aftermarket Heavy Duty	102077
	1985-92	5.0L 305cid	MFI; Small Block 6.75 inch O.D.	102075
	1988-92	5.0L 305cid	TBI; Small Block 6.5 inch O.D.	102069
	1969-73	5.0L 307cid	Aftermarket Heavy Duty	102076
	1969-73	5.0L 307cid	OE Replacement	102044
	1969	5.4L 327cid	Aftermarket Heavy Duty	102077
	1969	5.4L 327cid	Small Block 6.75 inch O.D.	102075
	1969-70	5.7L 350cid	2BBL; Aftermarket Heavy Duty	102077

● Engine Crankshaft Pulley ** Engine Crankshaft Hub

MODEL	YEAR	ENGINE	ADDITIONAL	PART NUMBER	
CHEVROLET					
Camaro (Cont'd)	1969-70	5.7L 350cid	2BBL; OE Replacement	102075	
	1969-70	5.7L 350cid	4BBL; Aftermarket Heavy Duty	102043	
	1969-70	5.7L 350cid	4BBL; OE Replacement	102042	
	1971-74	5.7L 350cid	OE Replacement	102075	
	1971-76	5.7L 350cid	Aftermarket Heavy Duty	102077	
	1975-76	5.7L 350cid	Small Block 6.75 inch O.D.	102075	
	1977-81	5.7L 350cid	Small Block 6.5 inch O.D.	102069	
	1987-92	5.7L 350cid	Aftermarket Heavy Duty	102077	
	1987-92	5.7L 350cid	Small Block 6.75 inch O.D.	102075	
	1993-97	5.7L 350cid		102056	
	1998-02	5.7L 350cid		102058	
	1967-69	6.5L 396cid	325 HP	102039	
	1967-70	6.5L 396cid	350 HP	102039	
	1967-70	6.5L 396cid	375 HP	102078	
	1970	6.6L 402cid	350 HP	102039	
	1970	6.6L 402cid	375 HP	102078	
	1971-72	6.6L 402cid		102039	
	Caprice	1980-84	3.8L 229cid		102060
		1967-69	4.1L 250cid	W/o AC	102040
1977-79		4.1L 250cid	W/o AC	102035	
1985-90		4.3L 262cid		102060	
1992-93		4.3L 262cid		102052	
1994-96		4.3L 265cid		102056	
1966		4.6L 283cid	Nodular crankshaft	102041	
1967		4.6L 283cid		102041	
1977-93		5.0L 305cid	Small Block 6.5 inch O.D.	102069	
1968		5.0L 307cid		102041	
1986-90		5.0L 307cid		102064	
1969		5.4L 327cid	Aftermarket Heavy Duty	102077	
1969		5.4L 327cid	Small Block 6.75 inch O.D.	102075	
1969-70		5.7L 350cid	2BBL; Aftermarket Heavy Duty	102077	
1969-70		5.7L 350cid	2BBL; OE Replacement	102075	
1969-70		5.7L 350cid	4BBL; Aftermarket Heavy Duty	102043	
1969-70		5.7L 350cid	4BBL; OE Replacement	102042	
1972-76		5.7L 350cid	Aftermarket Heavy Duty	102077	
1972-76		5.7L 350cid	Small Block 6.75 inch O.D.	102075	
1977-79		5.7L 350cid	Small Block 6.5 inch O.D.	102069	
1980		5.7L 350cid	Gas Engine; Small Block 6.5 inch O.D.	102069	
1985		5.7L 350cid	Gas Engine; Small Block 6.5 inch O.D.	102069	
1986-93		5.7L 350cid	Small Block 6.5 inch O.D.	102069	
1994-96		5.7L 350cid		102056	
1966-69		6.5L 396cid		102039	

● Engine Crankshaft Pulley ** Engine Crankshaft Hub

MODEL	YEAR	ENGINE	ADDITIONAL	PART NUMBER
CHEVROLET				
Caprice (Cont'd)	1970	6.6L 400cid	External balance	102045
	1970-76	6.6L 400cid	Aftermarket Heavy Duty External balance	102046
	1973-76	6.6L 400cid	External balance	102045
	1966-67	7.0L 427cid	390 HP	102039
	1966-69	7.0L 427cid	425 HP	102078
	1968	7.0L 427cid	385 HP	102039
	1969	7.0L 427cid	335 HP	102039
	1969	7.0L 427cid	390 HP	102039
	1973	7.4L 454cid	Automatic Transmission; Aftermarket Heavy Duty	102050
	1973	7.4L 454cid	Automatic Transmission; Big Block 8 inch O.D.	102049
	1974-76	7.4L 454cid	Aftermarket Heavy Duty	102050
	1974-76	7.4L 454cid	Big Block 8 inch O.D.	102049
Cavalier	1983-89	2.0L 122cid	Crankshaft Pulley Only	102194●
	1983-89	2.0L 122cid		102195**
	1990-02	2.2L 134cid	Crankshaft Pulley Only	102194●
	1990-02	2.2L 134cid		102195**
	1995	2.3L 138cid		102066
	1996-02	2.4L 146cid		102066
	1987-89	2.8L 173cid		102071**
	1990-94	3.1L 189cid		102071**
Celebrity	1982-87	2.5L 151cid		102193**
	1987-90	2.5L 151cid		102048
	1983-86	2.8L 173cid		102061
	1987-88	2.8L 173cid	Automatic Transmission	102071**
	1989	2.8L 173cid		102071**
	1990	3.1L 189cid		102071**
Chevelle	1967-69	4.1L 250cid	W/o AC	102040
	1970-73	4.1L 250cid		102040
	1966	4.6L 283cid	Nodular crankshaft	102041
	1967	4.6L 283cid		102041
	1968	5.0L 307cid		102041
	1969-73	5.0L 307cid	Aftermarket Heavy Duty	102076
	1969-73	5.0L 307cid	OE Replacement	102044
	1969-73	5.7L 350cid	2BBL; Aftermarket Heavy Duty	102077
	1969-73	5.7L 350cid	2BBL; OE Replacement	102075
	1969-73	5.7L 350cid	4BBL; Aftermarket Heavy Duty	102043
	1969-73	5.7L 350cid	4BBL; OE Replacement	102042
	1966-67	6.5L 396cid	360 HP	102039
	1966-69	6.5L 396cid	325 HP	102039
	1966-69	6.5L 396cid	375 HP	102078
	1968-69	6.5L 396cid	350 HP	102039
	1970	6.6L 400cid	330 HP	102039

● Engine Crankshaft Pulley ** Engine Crankshaft Hub

MODEL	YEAR	ENGINE	ADDITIONAL	PART NUMBER
CHEVROLET				
Chevelle (Cont'd)	1970	6.6L 400cid	350 HP	102039
	1970	6.6L 400cid	375 HP	102078
	1970-71	6.6L 400cid		102039
	1970-73	6.6L 400cid	Aftermarket Heavy Duty External balance	102046
	1970	6.6L 402cid		102039
	1970	6.6L 402cid	330 HP	102039
	1970	6.6L 402cid	350 HP	102039
	1970	6.6L 402cid	375 HP	102078
	1972	6.6L 402cid		102039
	1973	7.4L 454cid	Automatic Transmission; Aftermarket Heavy Duty	102050
	1973	7.4L 454cid	Automatic Transmission; Big Block 8 inch O.D.	102049
Chevy II	1968	4.1L 250cid	W/o AC	102040
	1968	5.0L 307cid		102041
	1968	6.5L 396cid	350 HP	102039
	1968	6.5L 396cid	375 HP	102078
Citation	1980-83	2.5L 151cid		102193**
Citation II	1984-85	2.5L 151cid		102193**
	1984-85	2.8L 173cid		102061
Commercial Chassis	1992	4.3L 262cid		102052
	1991-92	5.0L 305cid	Small Block 6.5 inch O.D.	102069
	1991-92	5.7L 350cid	Small Block 6.5 inch O.D.	102069
Corsica	1987-89	2.0L 122cid	Crankshaft Pulley Only	102194●
	1987-89	2.0L 122cid		102195**
	1990-96	2.2L 134cid	Crankshaft Pulley Only	102194●
	1990-96	2.2L 134cid		102195**
	1987-89	2.8L 173cid		102071**
	1990-93	3.1L 189cid		102071**
	1994-96	3.1L 189cid		102065
Corvette	1980	5.0L 305cid	Aftermarket Heavy Duty	102077
	1980	5.0L 305cid	Small Block 6.75 inch O.D.	102075
	1965	5.3L 327cid	250 HP	102041
	1965	5.3L 327cid	300 HP	102041
	1965	5.3L 327cid	350 HP	102041
	1969-70	5.7L 350cid	300 HP	102042
	1969-70	5.7L 350cid	300 HP; Aftermarket Heavy Duty	102043
	1970	5.7L 350cid	350 HP	102042
	1970	5.7L 350cid	350 HP; Aftermarket Heavy Duty	102043
	1971	5.7L 350cid	270 HP	102042
	1971	5.7L 350cid	270 HP; Aftermarket Heavy Duty	102043
	1972	5.7L 350cid	200 HP	102075
	1972-82	5.7L 350cid	Aftermarket Heavy Duty	102077
	1973	5.7L 350cid	190 HP	102075

● Engine Crankshaft Pulley ** Engine Crankshaft Hub

MODEL	YEAR	ENGINE	ADDITIONAL	PART NUMBER
CHEVROLET				
Corvette (Cont'd)	1974	5.7L 350cid	195 HP	102075
	1975-78	5.7L 350cid	Small Block 6.75 inch O.D.	102075
	1979	5.7L 350cid	195 HP	102075
	1980	5.7L 350cid	190 HP	102075
	1981-82	5.7L 350cid	Small Block 6.75 inch O.D.	102075
	1984-89	5.7L 350cid	Aftermarket Heavy Duty	102077
	1984-89	5.7L 350cid	Small Block 6.75 inch O.D.	102075
	1990-91	5.7L 350cid	Base; Aftermarket Heavy Duty	102077
	1990-91	5.7L 350cid	Base; Small Block 6.75 inch O.D.	102075
	1990-95	5.7L 350cid	ZR-1	102121
	1992-94	5.7L 350cid		102115
	1995-96	5.7L 350cid	P in 8th position of VIN	102115
	1996	5.7L 350cid		102119
	2001-04	5.7L 350cid		102120
	1965	6.5L 396cid	Big Block 8 inch O.D.	102078
	1966	7.0L 427cid	425 HP	102078
	1966-69	7.0L 427cid	390 HP	102039
	1967-69	7.0L 427cid	400 HP	102039
	1967-69	7.0L 427cid	435 HP	102078
	1969	7.0L 427cid	430 HP	102078
1973-74	7.4L 454cid	Aftermarket Heavy Duty	102050	
1973-74	7.4L 454cid	Big Block 8 inch O.D.	102049	
Estate	1970	6.6L 400cid	Aftermarket Heavy Duty External balance	102046
Impala	2000	3.4L 207cid		102065
	2004-05	3.4L 207cid		102207
	2006-08	3.5L 213cid		102207
	1983-84	3.8L 229cid	Chevrolet Eng.	102060
	2000-02	3.8L 231cid		102074
	2006-08	3.9L 237cid		102207
	1966-69	4.1L 250cid	W/o AC	102040
	1970-73	4.1L 250cid		102040
	1977-79	4.1L 250cid	W/o AC	102035
	1985	4.3L 262cid		102060
	1966	4.6L 283cid	Nodular crankshaft	102041
	1967	4.6L 283cid		102041
	1977-85	5.0L 305cid	Small Block 6.5 inch O.D.	102069
	1968	5.0L 307cid		102041
	1969	5.4L 327cid	Aftermarket Heavy Duty	102077
	1969	5.4L 327cid	Small Block 6.75 inch O.D.	102075
	1969-70	5.7L 350cid	2BBL; Aftermarket Heavy Duty	102077
	1969-70	5.7L 350cid	2BBL; OE Replacement	102075
	1969-70	5.7L 350cid	4BBL; Aftermarket Heavy Duty	102043

● Engine Crankshaft Pulley ** Engine Crankshaft Hub

MODEL	YEAR	ENGINE	ADDITIONAL	PART NUMBER
CHEVROLET				
Impala (Cont'd)	1969-70	5.7L 350cid	4BBL; OE Replacement	102042
	1972-76	5.7L 350cid	Aftermarket Heavy Duty	102077
	1972-76	5.7L 350cid	Small Block 6.75 inch O.D.	102075
	1977-79	5.7L 350cid	Small Block 6.5 inch O.D.	102069
	1980-85	5.7L 350cid	Gas Engine; Small Block 6.5 inch O.D.	102069
	1994-96	5.7L 350cid		102056
	1966-69	6.5L 396cid		102039
	1970	6.6L 400cid	External balance	102045
	1970-76	6.6L 400cid	Aftermarket Heavy Duty External balance	102046
	1973-76	6.6L 400cid	External balance	102045
	1966-67	7.0L 427cid	390 HP	102039
	1966-69	7.0L 427cid	425 HP	102078
	1968	7.0L 427cid	385 HP	102039
	1969	7.0L 427cid	335 HP	102039
	1969	7.0L 427cid	390 HP	102039
	1973	7.4L 454cid	Automatic Transmission; Aftermarket Heavy Duty	102050
	1973	7.4L 454cid	Automatic Transmission; Big Block 8 inch O.D.	102049
	1974-76	7.4L 454cid	Aftermarket Heavy Duty	102050
1974-76	7.4L 454cid	Big Block 8 inch O.D.	102049	
Laguna	1973-76	6.6L 400cid	Aftermarket Heavy Duty External balance	102046
Lumina	1990-92	2.5L 151cid		102048
	1990-94	3.1L 189cid		102071**
	1995-00	3.1L 189cid		102065
	1998-99	3.8L 231cid		102074
Malibu	1997-99	2.4L 146cid		102066
	1997-00	3.1L 189cid		102065
	1978-79	3.3L 200cid		102060
	2004-08	3.5L 213cid		102207
	1980-83	3.8L 229cid		102060
	2006-07	3.9L 237cid		102207
	1967	4.1L 250cid	W/o AC	102040
	1973-74	4.1L 250cid		102040
	1975-76	4.1L 250cid		102034
	1977	4.1L 250cid		102035
	1966	4.6L 283cid	Nodular crankshaft	102041
	1967	4.6L 283cid		102041
	1976	5.0L 305cid	Aftermarket Heavy Duty	102077
	1976	5.0L 305cid	Small Block 6.75 inch O.D.	102075
	1977-83	5.0L 305cid	Small Block 6.5 inch O.D.	102069
	1973	5.0L 307cid	Aftermarket Heavy Duty	102076
	1973	5.0L 307cid	OE Replacement	102044
	1974	5.7L 350cid	2BBL; OE Replacement	102075

● Engine Crankshaft Pulley ** Engine Crankshaft Hub

MODEL	YEAR	ENGINE	ADDITIONAL	PART NUMBER	
CHEVROLET					
Malibu (Cont'd)	1974	5.7L 350cid	4BBL; OE Replacement	102042	
	1974-75	5.7L 350cid	2BBL; Aftermarket Heavy Duty	102077	
	1974-75	5.7L 350cid	4BBL; Aftermarket Heavy Duty	102043	
	1975	5.7L 350cid	2BBL; Small Block 6.75 inch O.D.	102075	
	1975	5.7L 350cid	4BBL; Small Block 8 inch O.D.	102042	
	1976	5.7L 350cid	Aftermarket Heavy Duty	102077	
	1976	5.7L 350cid	Small Block 6.75 inch O.D.	102075	
	1977-79	5.7L 350cid	Small Block 6.5 inch O.D.	102069	
	1966-67	6.5L 396cid	325, 360 HP	102039	
	1966-67	6.5L 396cid	375 HP	102078	
	1973-76	6.6L 400cid	Aftermarket Heavy Duty External balance	102046	
	1974-76	6.6L 400cid	External balance	102045	
	1973	7.4L 454cid	Automatic Transmission; Aftermarket Heavy Duty	102050	
	1973	7.4L 454cid	Automatic Transmission; Big Block 8 inch O.D.	102049	
	1974-75	7.4L 454cid	Aftermarket Heavy Duty	102050	
	1974-75	7.4L 454cid	Big Block 8 inch O.D.	102049	
	Monte Carlo	1995-99	3.1L 189cid		102065
		1978-79	3.3L 200cid		102060
2000		3.4L 207cid		102065	
2004-05		3.4L 207cid		102207	
2006-07		3.5L 213cid		102207	
1980-84		3.8L 229cid		102060	
1998-02		3.8L 231cid		102074	
2006		3.9L 237cid		102207	
1985-88		4.3L 262cid		102060	
1976		5.0L 305cid	Aftermarket Heavy Duty	102077	
1976		5.0L 305cid	Small Block 6.75 inch O.D.	102075	
1977-88		5.0L 305cid	Small Block 6.5 inch O.D.	102069	
1970		5.7L 350cid	2BBL; Aftermarket Heavy Duty	102077	
1970		5.7L 350cid	2BBL; OE Replacement	102075	
1970		5.7L 350cid	4BBL; Aftermarket Heavy Duty	102043	
1970		5.7L 350cid	4BBL; OE Replacement	102042	
1971-76		5.7L 350cid	Aftermarket Heavy Duty	102077	
1971-76		5.7L 350cid	Small Block 6.75 inch O.D.	102075	
1970-76		6.6L 400cid	Aftermarket Heavy Duty External balance	102046	
1971-72		6.6L 400cid		102039	
1974-76		6.6L 400cid	External balance	102045	
1971-72		6.6L 402cid		102039	
1973		7.4L 454cid	Automatic Transmission; Aftermarket Heavy Duty	102050	
1973		7.4L 454cid	Automatic Transmission; Big Block 8 inch O.D.	102049	
1974-75		7.4L 454cid	Aftermarket Heavy Duty	102050	
1974-75		7.4L 454cid	Big Block 8 inch O.D.	102049	

● Engine Crankshaft Pulley ** Engine Crankshaft Hub

MODEL	YEAR	ENGINE	ADDITIONAL	PART NUMBER
CHEVROLET				
Monza	1975	4.3L 262cid	OE Replacement	102044
	1976-79	5.0L 305cid	Aftermarket Heavy Duty	102077
	1976-79	5.0L 305cid	Small Block 6.75 inch O.D.	102075
Nova	1969	4.1L 250cid	W/o AC	102040
	1970-74	4.1L 250cid		102040
	1975-76	4.1L 250cid		102034
	1977-79	4.1L 250cid		102035
	1975	4.3L 262cid	OE Replacement	102044
	1976	5.0L 305cid	Aftermarket Heavy Duty	102077
	1976	5.0L 305cid	Small Block 6.75 inch O.D.	102075
	1977-79	5.0L 305cid	Small Block 6.5 inch O.D.	102069
	1969-73	5.0L 307cid	Aftermarket Heavy Duty	102076
	1969-73	5.0L 307cid	OE Replacement	102044
	1969-70	5.7L 350cid	2BBL; Aftermarket Heavy Duty	102077
	1969-70	5.7L 350cid	2BBL; OE Replacement	102075
	1969-70	5.7L 350cid	4BBL; Aftermarket Heavy Duty	102043
	1969-70	5.7L 350cid	4BBL; OE Replacement	102042
	1971-76	5.7L 350cid	Aftermarket Heavy Duty	102077
	1971-76	5.7L 350cid	Small Block 6.75 inch O.D.	102075
	1977-79	5.7L 350cid	Small Block 6.5 inch O.D.	102069
	1969-70	6.5L 396cid	350 HP	102039
	1969-70	6.5L 396cid	375 HP	102078
	Prizm	1998-02	1.8L 110cid	1ZZFE Eng
Townsmen	1972	5.7L 350cid	Aftermarket Heavy Duty	102077
	1972	5.7L 350cid	Small Block 6.75 inch O.D.	102075
	1970	6.6L 400cid	External balance	102045
	1970-72	6.6L 400cid	Aftermarket Heavy Duty External balance	102046
CHEVROLET TRUCK				
Astro	1985-90	2.5L 151cid	RWD	102193**
	1987-90	2.5L 151cid	RWD; Crankshaft Pulley Only	102192●
	1985-95	4.3L 262cid		102052
	1996-05	4.3L 262cid		102156
Avalanche 1500	2002-05	5.3L 323cid	RWD	102171
	2006	5.3L 325cid	RWD	102171
Blazer	1969-74	4.1L 250cid		102040
	1995	4.3L 262cid	W/indicator on timing cover	102052
	1996-05	4.3L 262cid		102156
	1987	5.0L 305cid	Small Block 6.5 inch O.D.	102069
	1969-73	5.0L 307cid	Aftermarket Heavy Duty	102076
	1969-73	5.0L 307cid	OE Replacement	102044
	1969	5.7L 350cid	4BBL; Aftermarket Heavy Duty; Heavy Duty Engine	102043
	1969	5.7L 350cid	4BBL; Aftermarket Heavy Duty; Standard Duty Engine	102077

● Engine Crankshaft Pulley ** Engine Crankshaft Hub

MODEL	YEAR	ENGINE	ADDITIONAL	PART NUMBER	
CHEVROLET TRUCK					
Blazer (Cont'd)	1969	5.7L 350cid	4BBL; OE Replacement; Heavy Duty Engine	102042	
	1969	5.7L 350cid	4BBL; OE Replacement; Standard Duty Engine	102075	
	1970-72	5.7L 350cid	Aftermarket Heavy Duty; Heavy Duty Engine	102043	
	1970-72	5.7L 350cid	OE Replacement; Heavy Duty Engine	102042	
	1973-74	5.7L 350cid	Aftermarket Heavy Duty	102043	
	1973-74	5.7L 350cid	Small Block 8 inch O.D.	102042	
	1987-94	5.7L 350cid	Aftermarket Heavy Duty	102043	
	1987-94	5.7L 350cid	Small Block 8 inch O.D.	102042	
	1987-91	6.2L 379cid	Diesel Engine	102059	
	1988-91	6.2L 379cid	Crankshaft Pulley Only; Bolts to part numbers 102051, 102059	102106●	
	1994	6.5L 395cid	Diesel Engine	102051	
	1994	6.5L 395cid	Crankshaft Pulley Only; Bolts to part numbers 102051, 102059	102106●	
	1973	7.4L 454cid	Aftermarket Heavy Duty	102050	
	1973	7.4L 454cid	Big Block 8 inch O.D.	102049	
C10	1975-76	4.1L 250cid		102034	
	1977-84	4.1L 250cid		102035	
	1985-86	4.3L 262cid		102060	
	1975-80	4.8L 292cid		102070	
	1976	5.0L 305cid	Aftermarket Heavy Duty	102077	
	1976	5.0L 305cid	OE Replacement	102075	
	1977-86	5.0L 305cid	Small Block 6.5 inch O.D.	102069	
	1975-77	5.7L 350cid	Aftermarket Heavy Duty	102043	
	1975-77	5.7L 350cid	Small Block 8 inch O.D.	102042	
	1978-81	5.7L 350cid	Gas Engine	102036	
	1982-86	5.7L 350cid		102036	
	1982-86	6.2L 379cid	Diesel Engine	102059	
	1976-80	6.6L 400cid	Aftermarket Heavy Duty External balance	102046	
	1976-80	6.6L 400cid	External balance	102045	
	1975-80	7.4L 454cid	Aftermarket Heavy Duty	102050	
	1975-80	7.4L 454cid	Big Block 8 inch O.D.	102049	
	C10 Pickup	1966-74	4.1L 250cid		102040
		1965-67	4.6L 283cid		102041
1968		5.0L 307cid		102041	
1969-73		5.0L 307cid	Aftermarket Heavy Duty	102076	
1969-73		5.0L 307cid	OE Replacement	102044	
1969		5.7L 350cid	4BBL; Aftermarket Heavy Duty; Heavy Duty Engine	102043	
1969		5.7L 350cid	4BBL; Aftermarket Heavy Duty; Standard Duty Engine	102077	
1969		5.7L 350cid	4BBL; OE Replacement; Heavy Duty Engine	102042	
1969		5.7L 350cid	4BBL; OE Replacement; Standard Duty Engine	102075	
1969-72		5.7L 350cid	OE Replacement	102042	
1969-74		5.7L 350cid	Aftermarket Heavy Duty	102043	
1973-74		5.7L 350cid	Small Block 8 inch O.D.	102042	

● Engine Crankshaft Pulley ** Engine Crankshaft Hub

MODEL	YEAR	ENGINE	ADDITIONAL	PART NUMBER
CHEVROLET TRUCK				
C10 Pickup (Cont'd)	1968-69	6.5L 396cid		102039
	1970-72	6.6L 402cid		102039
	1973-74	7.4L 454cid	Aftermarket Heavy Duty	102050
	1973-74	7.4L 454cid	Big Block 8 inch O.D.	102049
C10 Suburban	1968-74	4.1L 250cid		102040
	1975-76	4.1L 250cid		102034
	1977-80	4.1L 250cid		102035
	1977-78	5.0L 305cid		102036
	1979-86	5.0L 305cid	Small Block 6.5 inch O.D.	102069
	1968	5.0L 307cid		102041
	1969-73	5.0L 307cid	Aftermarket Heavy Duty	102076
	1969-73	5.0L 307cid	OE Replacement	102044
	1973-77	5.7L 350cid	Aftermarket Heavy Duty	102043
	1973-77	5.7L 350cid	Small Block 8 inch O.D.	102042
	1978-81	5.7L 350cid	Gas Engine	102036
	1982-86	5.7L 350cid		102036
	1982-86	6.2L 379cid	Diesel Engine	102059
	1968-69	6.5L 396cid		102039
	1970-72	6.6L 402cid		102039
	1973-80	7.4L 454cid	Aftermarket Heavy Duty	102050
	1973-80	7.4L 454cid	Big Block 8 inch O.D.	102049
C1500	1988-93	4.3L 262cid		102052
	1996-98	4.3L 262cid		102156
	1988-95	5.0L 305cid	Aftermarket Heavy Duty	102077
	1988-95	5.0L 305cid	Small Block 6.75 inch O.D.	102075
	1988-95	5.7L 350cid	Aftermarket Heavy Duty	102043
	1988-95	5.7L 350cid	Small Block 8 inch O.D.	102042
	1996-99	5.7L 350cid		102053
	1988-93	6.2L 379cid	Diesel Engine	102059
	1988-93	6.2L 379cid	Crankshaft Pulley Only; Bolts to part numbers 102051, 102059	102106●
	1994-98	6.5L 395cid	Diesel Engine	102051
	1994-98	6.5L 395cid	Crankshaft Pulley Only; Bolts to part numbers 102051, 102059	102106●
	1990	7.4L 454cid	Aftermarket Heavy Duty	102050
	1990	7.4L 454cid	Big Block 8 inch O.D.	102049
	1991-93	7.4L 454cid		102047
C1500 Suburban	1992-95	5.7L 350cid	Aftermarket Heavy Duty	102043
	1992-95	5.7L 350cid	Small Block 8 inch O.D.	102042
	1996-99	5.7L 350cid		102053
	1995-99	6.5L 395cid	Diesel Engine	102051
	1995-99	6.5L 395cid	Crankshaft Pulley Only; Bolts to part numbers 102051, 102059	102106●

● Engine Crankshaft Pulley ** Engine Crankshaft Hub

MODEL	YEAR	ENGINE	ADDITIONAL	PART NUMBER
CHEVROLET TRUCK				
C20	1975-76	4.1L 250cid		102034
	1977-84	4.1L 250cid		102035
	1985-86	4.3L 262cid		102060
	1975-86	4.8L 292cid		102070
	1977-86	5.0L 305cid	Small Block 6.5 inch O.D.	102069
	1975-77	5.7L 350cid	Aftermarket Heavy Duty	102043
	1975-77	5.7L 350cid	Small Block 8 inch O.D.	102042
	1978-81	5.7L 350cid	Gas Engine	102036
	1982-86	5.7L 350cid		102036
	1982-86	6.2L 379cid	Diesel Engine	102059
	1976-80	6.6L 400cid	Aftermarket Heavy Duty External balance	102046
	1976-80	6.6L 400cid	External balance	102045
	1975-86	7.4L 454cid	Aftermarket Heavy Duty	102050
	1975-86	7.4L 454cid	Big Block 8 inch O.D.	102049
	C20 Pickup	1966-74	4.1L 250cid	
1965-67		4.6L 283cid		102041
1968		5.0L 307cid		102041
1969-73		5.0L 307cid	Aftermarket Heavy Duty	102076
1969-73		5.0L 307cid	OE Replacement	102044
1969		5.7L 350cid	4BBL; Aftermarket Heavy Duty; Heavy Duty Engine	102043
1969		5.7L 350cid	4BBL; Aftermarket Heavy Duty; Standard Duty Engine	102077
1969		5.7L 350cid	4BBL; OE Replacement; Heavy Duty Engine	102042
1969		5.7L 350cid	4BBL; OE Replacement; Standard Duty Engine	102075
1969-72		5.7L 350cid	OE Replacement	102042
1969-74		5.7L 350cid	Aftermarket Heavy Duty	102043
1973-74		5.7L 350cid	Small Block 8 inch O.D.	102042
1968-69		6.5L 396cid		102039
1970-72		6.6L 402cid		102039
1973-74		7.4L 454cid	Aftermarket Heavy Duty	102050
1973-74		7.4L 454cid	Big Block 8 inch O.D.	102049
C20 Suburban		1968-74	4.1L 250cid	
	1975-82	4.8L 292cid		102070
	1977-78	5.0L 305cid		102036
	1977-86	5.0L 305cid	Small Block 6.5 inch O.D.	102069
	1968	5.0L 307cid		102041
	1969-73	5.0L 307cid	Aftermarket Heavy Duty	102076
	1969-73	5.0L 307cid	OE Replacement	102044
	1973-77	5.7L 350cid	Aftermarket Heavy Duty	102043
	1973-77	5.7L 350cid	Small Block 8 inch O.D.	102042
	1978-81	5.7L 350cid	Gas Engine	102036
	1982-86	5.7L 350cid		102036
	1982-86	6.2L 379cid	Diesel Engine	102059

● Engine Crankshaft Pulley ** Engine Crankshaft Hub

MODEL	YEAR	ENGINE	ADDITIONAL	PART NUMBER
CHEVROLET TRUCK				
C20 Suburban (Cont'd)	1968-69	6.5L 396cid		102039
	1976-80	6.6L 400cid	Aftermarket Heavy Duty External balance	102046
	1976-80	6.6L 400cid	External balance	102045
	1970-72	6.6L 402cid		102039
	1973-86	7.4L 454cid	Aftermarket Heavy Duty	102050
	1973-86	7.4L 454cid	Big Block 8 inch O.D.	102049
C2500	1988-93	4.3L 262cid		102052
	1988-95	5.0L 305cid	Aftermarket Heavy Duty	102077
	1988-95	5.0L 305cid	Small Block 6.75 inch O.D.	102075
	1988-95	5.7L 350cid	Aftermarket Heavy Duty	102043
	1988-95	5.7L 350cid	Small Block 8 inch O.D.	102042
	1996-00	5.7L 350cid		102053
	1988-93	6.2L 379cid	Diesel Engine	102059
	1988-93	6.2L 379cid	Crankshaft Pulley Only; Bolts to part numbers 102051, 102059	102106●
	1992-93	6.5L 395cid	Diesel Engine	102059
	1992-00	6.5L 395cid	Crankshaft Pulley Only; Bolts to part numbers 102051, 102059	102106●
	1994-00	6.5L 395cid	Diesel Engine	102051
	1991-93	7.4L 454cid		102047
C2500 Suburban	1992-95	5.7L 350cid	Aftermarket Heavy Duty	102043
	1992-95	5.7L 350cid	Small Block 8 inch O.D.	102042
	1996-99	5.7L 350cid		102053
	1994-99	6.5L 395cid	Diesel Engine	102051
	1994-99	6.5L 395cid	Crankshaft Pulley Only; Bolts to part numbers 102051, 102059	102106●
	1992-93	7.4L 454cid		102047
C30	1975	4.1L 250cid		102034
	1978-80	4.1L 250cid		102035
	1975-86	4.8L 292cid		102070
	1978-79	5.0L 305cid	Small Block 6.5 inch O.D.	102069
	1986	5.0L 305cid	Small Block 6.5 inch O.D.	102069
	1975-77	5.7L 350cid	Aftermarket Heavy Duty	102043
	1975-77	5.7L 350cid	Small Block 8 inch O.D.	102042
	1978-81	5.7L 350cid	Gas Engine	102036
	1982-86	5.7L 350cid		102036
	1982-86	6.2L 379cid	Diesel Engine	102059
	1976-79	6.6L 400cid	Aftermarket Heavy Duty External balance	102046
	1976-79	6.6L 400cid	External balance	102045
	1975-86	7.4L 454cid	Aftermarket Heavy Duty	102050
	1975-86	7.4L 454cid	Big Block 8 inch O.D.	102049
	C30 Pickup	1968-74	4.1L 250cid	
1965-67		4.6L 283cid		102041
1968		5.0L 307cid		102041
1969-73		5.0L 307cid	Aftermarket Heavy Duty	102076

● Engine Crankshaft Pulley ** Engine Crankshaft Hub

MODEL	YEAR	ENGINE	ADDITIONAL	PART NUMBER
CHEVROLET TRUCK				
C30 Pickup (Cont'd)	1969-73	5.0L 307cid	OE Replacement	102044
	1969	5.7L 350cid	4BBL; Aftermarket Heavy Duty; Heavy Duty Engine	102043
	1969	5.7L 350cid	4BBL; Aftermarket Heavy Duty; Standard Duty Engine	102077
	1969	5.7L 350cid	4BBL; OE Replacement; Heavy Duty Engine	102042
	1969	5.7L 350cid	4BBL; OE Replacement; Standard Duty Engine	102075
	1969-72	5.7L 350cid	OE Replacement	102042
	1969-74	5.7L 350cid	Aftermarket Heavy Duty	102043
	1973-74	5.7L 350cid	Small Block 8 inch O.D.	102042
	1968-69	6.5L 396cid		102039
	1970-72	6.6L 402cid		102039
	1973-74	7.4L 454cid	Aftermarket Heavy Duty	102050
	1973-74	7.4L 454cid	Big Block 8 inch O.D.	102049
	C3500	1988-95	5.7L 350cid	Aftermarket Heavy Duty
1988-95		5.7L 350cid	Small Block 8 inch O.D.	102042
1996-00		5.7L 350cid		102053
1988-93		6.2L 379cid	Diesel Engine	102059
1988-93		6.2L 379cid	Crankshaft Pulley Only; Bolts to part numbers 102051, 102059	102106●
1992-93		6.5L 395cid	Diesel Engine	102059
1992-02		6.5L 395cid	Crankshaft Pulley Only; Bolts to part numbers 102051, 102059	102106●
1994-02		6.5L 395cid	Diesel Engine	102051
1988-90		7.4L 454cid	Aftermarket Heavy Duty	102050
1988-90		7.4L 454cid	Big Block 8 inch O.D.	102049
1991-93		7.4L 454cid		102047
Colorado		2004-06	3.5L 211cid	
El Camino	1978-79	3.3L 200cid		102060
	1980-84	3.8L 229cid		102060
	1971-72	4.1L 250cid		102040
	1975-76	4.1L 250cid		102034
	1977	4.1L 250cid		102035
	1985-87	4.3L 262cid		102060
	1976	5.0L 305cid	Aftermarket Heavy Duty	102077
	1976	5.0L 305cid	Small Block 6.75 inch O.D.	102075
	1977-87	5.0L 305cid	Small Block 6.5 inch O.D.	102069
	1971-73	5.0L 307cid	Aftermarket Heavy Duty	102076
	1971-73	5.0L 307cid	OE Replacement	102044
	1971-76	5.7L 350cid	Aftermarket Heavy Duty	102077
	1971-76	5.7L 350cid	Small Block 6.75 inch O.D.	102075
	1977-79	5.7L 350cid	Small Block 6.5 inch O.D.	102069
	1970-76	6.6L 400cid	Aftermarket Heavy Duty External balance	102046
	1974-76	6.6L 400cid	External balance	102045
	1971-72	6.6L 402cid		102039
	1973	7.4L 454cid	Automatic Transmission; Aftermarket Heavy Duty	102050

● Engine Crankshaft Pulley ** Engine Crankshaft Hub

MODEL	YEAR	ENGINE	ADDITIONAL	PART NUMBER
CHEVROLET TRUCK				
El Camino (Cont'd)	1973	7.4L 454cid	Automatic Transmission; Big Block 8 inch O.D.	102049
	1974-75	7.4L 454cid	Aftermarket Heavy Duty	102050
	1974-75	7.4L 454cid	Big Block 8 inch O.D.	102049
Equinox	2005-08	3.4L 207cid		102207
	2005-08	3.4L 209cid		102207
Express 1500	1996-05	4.3L 262cid		102156
	2003-05	5.3L 323cid	RWD	102171
	2006	5.3L 325cid	RWD	102171
	1996	5.7L 350cid	Aftermarket Heavy Duty	102043
	1997-02	5.7L 350cid		102053
Express 2500	1996-05	4.3L 262cid		102156
	2003-06	4.8L 294cid		102171
	2003-05	5.3L 323cid	RWD	102171
	1996	5.7L 350cid	Aftermarket Heavy Duty	102043
	1997-02	5.7L 350cid		102053
	2003-06	6.0L 364cid		102171
	1996-02	6.5L 395cid	Diesel Engine	102051
	1996-02	6.5L 395cid	Crankshaft Pulley Only; Bolts to part numbers 102051, 102059	102106●
Express 3500	2006	4.8L 294cid		102171
	1996	5.7L 350cid	Aftermarket Heavy Duty	102043
	1997-02	5.7L 350cid		102053
	2003-06	6.0L 364cid		102171
	1996-02	6.5L 395cid	Diesel Engine	102051
	1996-02	6.5L 395cid	Crankshaft Pulley Only; Bolts to part numbers 102051, 102059	102106●
G10	1975-76	4.1L 250cid		102034
	1977-84	4.1L 250cid		102035
	1985-94	4.3L 262cid		102052
	1995	4.3L 262cid	Up to 8500 GVW	102052
	1977-95	5.0L 305cid	Aftermarket Heavy Duty	102077
	1977-95	5.0L 305cid	Small Block 6.75 inch O.D.	102075
	1975-77	5.7L 350cid	Aftermarket Heavy Duty	102043
	1975-77	5.7L 350cid	Small Block 8 inch O.D.	102042
	1978	5.7L 350cid		102036
	1979-93	5.7L 350cid	Aftermarket Heavy Duty	102043
	1976	6.6L 400cid	Aftermarket Heavy Duty External balance	102046
	1976	6.6L 400cid	External balance	102045
	G10 Van	1967-69	3.8L 230cid	
1967-74		4.1L 250cid		102040
1968		5.0L 307cid		102041
1969-73		5.0L 307cid	Aftermarket Heavy Duty	102076
1969-73		5.0L 307cid	OE Replacement	102044

● Engine Crankshaft Pulley ** Engine Crankshaft Hub

MODEL	YEAR	ENGINE	ADDITIONAL	PART NUMBER
CHEVROLET TRUCK				
G10 Van (Cont'd)	1971-74	5.7L 350cid	Aftermarket Heavy Duty	102043
	1971-74	5.7L 350cid	Small Block 8 inch O.D.	102042
G20	1975-76	4.1L 250cid		102034
	1977-84	4.1L 250cid		102035
	1985-94	4.3L 262cid		102052
	1995	4.3L 262cid	Up to 8500 GVW	102052
	1975-78	4.8L 292cid		102070
	1977-95	5.0L 305cid	Aftermarket Heavy Duty	102077
	1977-95	5.0L 305cid	Small Block 6.75 inch O.D.	102075
	1975-77	5.7L 350cid	Aftermarket Heavy Duty	102043
	1975-77	5.7L 350cid	Small Block 8 inch O.D.	102042
	1978	5.7L 350cid		102036
	1979-95	5.7L 350cid	Aftermarket Heavy Duty	102043
	1983-93	6.2L 379cid	Diesel Engine	102059
	1994-95	6.5L 395cid	Diesel Engine	102051
	1994-95	6.5L 395cid	Crankshaft Pulley Only; Bolts to part numbers 102051, 102059	102106●
	1975-80	6.6L 400cid	Aftermarket Heavy Duty External balance	102046
	1975-80	6.6L 400cid	External balance	102045
	G20 Van	1967-69	3.8L 230cid	
1968-74		4.1L 250cid		102040
1968		5.0L 307cid		102041
1969-70		5.0L 307cid	Aftermarket Heavy Duty	102076
1969-70		5.0L 307cid	OE Replacement	102044
1971-74		5.7L 350cid	Aftermarket Heavy Duty	102043
1971-74		5.7L 350cid	Small Block 8 inch O.D.	102042
G30	1976	4.1L 250cid		102034
	1978-79	4.1L 250cid		102035
	1981-84	4.1L 250cid		102035
	1985-94	4.3L 262cid		102052
	1995	4.3L 262cid	Up to 8500 GVW	102052
	1975-78	4.8L 292cid		102070
	1978-79	5.0L 305cid	Aftermarket Heavy Duty	102077
	1978-79	5.0L 305cid	Small Block 6.75 inch O.D.	102075
	1982	5.0L 305cid	Aftermarket Heavy Duty	102077
	1982	5.0L 305cid	Small Block 6.75 inch O.D.	102075
	1985	5.0L 305cid	Aftermarket Heavy Duty	102077
	1985	5.0L 305cid	Small Block 6.75 inch O.D.	102075
	1975-77	5.7L 350cid	Aftermarket Heavy Duty	102043
	1975-77	5.7L 350cid	Small Block 8 inch O.D.	102042
	1978	5.7L 350cid		102036
	1979-96	5.7L 350cid	Aftermarket Heavy Duty	102043
	1983-93	6.2L 379cid	Diesel Engine	102059

● Engine Crankshaft Pulley ** Engine Crankshaft Hub

MODEL	YEAR	ENGINE	ADDITIONAL	PART NUMBER	
CHEVROLET TRUCK					
G30 (Cont'd)	1994-96	6.5L 395cid	Diesel Engine	102051	
	1994-96	6.5L 395cid	Crankshaft Pulley Only; Bolts to part numbers 102051, 102059	102106●	
	1975-80	6.6L 400cid	Aftermarket Heavy Duty External balance	102046	
	1975-80	6.6L 400cid	External balance	102045	
	1989-90	7.4L 454cid	Aftermarket Heavy Duty	102050	
	1989-90	7.4L 454cid	Big Block 8 inch O.D.	102049	
	1991-93	7.4L 454cid		102047	
G30 Van	1970-74	4.1L 250cid		102040	
	1971-74	5.7L 350cid	Aftermarket Heavy Duty	102043	
	1971-74	5.7L 350cid	Small Block 8 inch O.D.	102042	
K10	1975-76	4.1L 250cid		102034	
	1977-84	4.1L 250cid		102035	
	1985-86	4.3L 262cid		102060	
	1975-76	4.8L 292cid		102070	
	1979-80	4.8L 292cid		102070	
	1977-79	5.0L 305cid	Small Block 6.5 inch O.D.	102069	
	1981-86	5.0L 305cid	Small Block 6.5 inch O.D.	102069	
	1975-77	5.7L 350cid	Aftermarket Heavy Duty	102043	
	1975-77	5.7L 350cid	Small Block 8 inch O.D.	102042	
	1978-81	5.7L 350cid	Gas Engine	102036	
	1982-86	5.7L 350cid		102036	
	1982-86	6.2L 379cid	Diesel Engine	102059	
	1975-80	6.6L 400cid	Aftermarket Heavy Duty External balance	102046	
	1975-80	6.6L 400cid	External balance	102045	
	1976	7.4L 454cid	Aftermarket Heavy Duty	102050	
	1976	7.4L 454cid	Big Block 8 inch O.D.	102049	
	1979-80	7.4L 454cid	Aftermarket Heavy Duty	102050	
	1979-80	7.4L 454cid	Big Block 8 inch O.D.	102049	
	K10 Pickup	1966-74	4.1L 250cid		102040
		1965-67	4.6L 283cid		102041
1968		5.0L 307cid		102041	
1969-73		5.0L 307cid	Aftermarket Heavy Duty	102076	
1969-73		5.0L 307cid	OE Replacement	102044	
1969		5.7L 350cid	4BBL; Aftermarket Heavy Duty; Heavy Duty Engine	102043	
1969		5.7L 350cid	4BBL; Aftermarket Heavy Duty; Standard Duty Engine	102077	
1969		5.7L 350cid	4BBL; OE Replacement; Heavy Duty Engine	102042	
1969		5.7L 350cid	4BBL; OE Replacement; Standard Duty Engine	102075	
1969-72		5.7L 350cid	OE Replacement	102042	
1969-74		5.7L 350cid	Aftermarket Heavy Duty	102043	
1973-74		5.7L 350cid	Small Block 8 inch O.D.	102042	
1968-69		6.5L 396cid		102039	

● Engine Crankshaft Pulley ** Engine Crankshaft Hub

MODEL	YEAR	ENGINE	ADDITIONAL	PART NUMBER
CHEVROLET TRUCK				
K10 Pickup (Cont'd)	1974	7.4L 454cid	Aftermarket Heavy Duty	102050
	1974	7.4L 454cid	Big Block 8 inch O.D.	102049
K10 Suburban	1968-74	4.1L 250cid		102040
	1975-76	4.1L 250cid		102034
	1977-80	4.1L 250cid		102035
	1977-78	5.0L 305cid		102036
	1980-86	5.0L 305cid	Small Block 6.5 inch O.D.	102069
	1968	5.0L 307cid		102041
	1969-73	5.0L 307cid	Aftermarket Heavy Duty	102076
	1969-73	5.0L 307cid	OE Replacement	102044
	1973-77	5.7L 350cid	Aftermarket Heavy Duty	102043
	1973-77	5.7L 350cid	Small Block 8 inch O.D.	102042
	1978-81	5.7L 350cid	Gas Engine	102036
	1982-86	5.7L 350cid		102036
	1982-86	6.2L 379cid	Diesel Engine	102059
	1968-69	6.5L 396cid		102039
	1975-79	6.6L 400cid	Aftermarket Heavy Duty External balance	102046
	1975-79	6.6L 400cid	External balance	102045
	1970-72	6.6L 402cid		102039
	K1500	1988-93	4.3L 262cid	
1996-98		4.3L 262cid		102156
1988-95		5.0L 305cid	Aftermarket Heavy Duty	102077
1988-95		5.0L 305cid	Small Block 6.75 inch O.D.	102075
1988-95		5.7L 350cid	Aftermarket Heavy Duty	102043
1988-95		5.7L 350cid	Small Block 8 inch O.D.	102042
1996-99		5.7L 350cid		102053
1988-93		6.2L 379cid	Diesel Engine	102059
1988-93		6.2L 379cid	Crankshaft Pulley Only; Bolts to part numbers 102051, 102059	102106●
1994-98		6.5L 395cid	Diesel Engine	102051
1994-98		6.5L 395cid	Crankshaft Pulley Only; Bolts to part numbers 102051, 102059	102106●
K1500 Suburban	1992-95	5.7L 350cid	Aftermarket Heavy Duty	102043
	1992-95	5.7L 350cid	Small Block 8 inch O.D.	102042
	1996-99	5.7L 350cid		102053
	1995-99	6.5L 395cid	Diesel Engine	102051
	1995-99	6.5L 395cid	Crankshaft Pulley Only; Bolts to part numbers 102051, 102059	102106●
K20	1975-76	4.1L 250cid		102034
	1978-80	4.1L 250cid		102035
	1985	4.3L 262cid		102060
	1975-86	4.8L 292cid		102070
	1977-78	5.0L 305cid	Small Block 6.5 inch O.D.	102069
	1980	5.0L 305cid	Small Block 6.5 inch O.D.	102069
	1985	5.0L 305cid	Small Block 6.5 inch O.D.	102069

● Engine Crankshaft Pulley ** Engine Crankshaft Hub

MODEL	YEAR	ENGINE	ADDITIONAL	PART NUMBER
CHEVROLET TRUCK				
K20 (Cont'd)	1975-77	5.7L 350cid	Aftermarket Heavy Duty	102043
	1975-77	5.7L 350cid	Small Block 8 inch O.D.	102042
	1978-81	5.7L 350cid	Gas Engine	102036
	1982-86	5.7L 350cid		102036
	1982-86	6.2L 379cid	Diesel Engine	102059
	1975-80	6.6L 400cid	Aftermarket Heavy Duty External balance	102046
	1975-80	6.6L 400cid	External balance	102045
	1976-78	7.4L 454cid	Aftermarket Heavy Duty	102050
	1976-78	7.4L 454cid	Big Block 8 inch O.D.	102049
	1980	7.4L 454cid	Aftermarket Heavy Duty	102050
	1980	7.4L 454cid	Big Block 8 inch O.D.	102049
K20 Pickup	1966-74	4.1L 250cid		102040
	1965-67	4.6L 283cid		102041
	1968	5.0L 307cid		102041
	1969-73	5.0L 307cid	Aftermarket Heavy Duty	102076
	1969-73	5.0L 307cid	OE Replacement	102044
	1969	5.7L 350cid	4BBL; Aftermarket Heavy Duty; Heavy Duty Engine	102043
	1969	5.7L 350cid	4BBL; Aftermarket Heavy Duty; Standard Duty Engine	102077
	1969	5.7L 350cid	4BBL; OE Replacement; Heavy Duty Engine	102042
	1969	5.7L 350cid	4BBL; OE Replacement; Standard Duty Engine	102075
	1969-72	5.7L 350cid	OE Replacement	102042
	1969-74	5.7L 350cid	Aftermarket Heavy Duty	102043
	1973-74	5.7L 350cid	Small Block 8 inch O.D.	102042
	1968-69	6.5L 396cid		102039
	1973-74	7.4L 454cid	Aftermarket Heavy Duty	102050
	1973-74	7.4L 454cid	Big Block 8 inch O.D.	102049
K20 Suburban	1968-74	4.1L 250cid		102040
	1975-82	4.8L 292cid		102070
	1977-78	5.0L 305cid		102036
	1985-86	5.0L 305cid	Small Block 6.5 inch O.D.	102069
	1968	5.0L 307cid		102041
	1969-73	5.0L 307cid	Aftermarket Heavy Duty	102076
	1969-73	5.0L 307cid	OE Replacement	102044
	1973-77	5.7L 350cid	Aftermarket Heavy Duty	102043
	1973-77	5.7L 350cid	Small Block 8 inch O.D.	102042
	1978-81	5.7L 350cid	Gas Engine	102036
	1982-86	5.7L 350cid		102036
	1982-86	6.2L 379cid	Diesel Engine	102059
	1975-80	6.6L 400cid	Aftermarket Heavy Duty External balance	102046
	1975-80	6.6L 400cid	External balance	102045
	1973	7.4L 454cid	Aftermarket Heavy Duty	102050
	1973	7.4L 454cid	Big Block 8 inch O.D.	102049

● Engine Crankshaft Pulley ** Engine Crankshaft Hub

MODEL	YEAR	ENGINE	ADDITIONAL	PART NUMBER	
CHEVROLET TRUCK					
K20 Suburban (Cont'd)	1985	7.4L 454cid	Aftermarket Heavy Duty	102050	
	1985	7.4L 454cid	Big Block 8 inch O.D.	102049	
K2500	1988-93	4.3L 262cid		102052	
	1988-95	5.0L 305cid	Aftermarket Heavy Duty	102077	
	1988-95	5.0L 305cid	Small Block 6.75 inch O.D.	102075	
	1988-95	5.7L 350cid	Aftermarket Heavy Duty	102043	
	1988-95	5.7L 350cid	Small Block 8 inch O.D.	102042	
	1996-00	5.7L 350cid		102053	
	1988-93	6.2L 379cid	Diesel Engine	102059	
	1988-93	6.2L 379cid	Crankshaft Pulley Only; Bolts to part numbers 102051, 102059	102106●	
	1992-93	6.5L 395cid	Diesel Engine	102059	
	1992-00	6.5L 395cid	Crankshaft Pulley Only; Bolts to part numbers 102051, 102059	102106●	
	1994-00	6.5L 395cid	Diesel Engine	102051	
	1991-93	7.4L 454cid		102047	
	K2500 Suburban	1992-95	5.7L 350cid	Aftermarket Heavy Duty	102043
		1992-95	5.7L 350cid	Small Block 8 inch O.D.	102042
1996-99		5.7L 350cid		102053	
1994-99		6.5L 395cid	Diesel Engine	102051	
1994-99		6.5L 395cid	Crankshaft Pulley Only; Bolts to part numbers 102051, 102059	102106●	
1992-93		7.4L 454cid		102047	
K30	1977-86	4.8L 292cid		102070	
	1977	5.7L 350cid	Aftermarket Heavy Duty	102043	
	1977	5.7L 350cid	Small Block 8 inch O.D.	102042	
	1978-81	5.7L 350cid	Gas Engine	102036	
	1982-86	5.7L 350cid		102036	
	1982-86	6.2L 379cid	Diesel Engine	102059	
	1977-80	6.6L 400cid	Aftermarket Heavy Duty External balance	102046	
	1977-80	6.6L 400cid	External balance	102045	
	1977	7.4L 454cid	Aftermarket Heavy Duty	102050	
	1977	7.4L 454cid	Big Block 8 inch O.D.	102049	
	1980-86	7.4L 454cid	Aftermarket Heavy Duty	102050	
	1980-86	7.4L 454cid	Big Block 8 inch O.D.	102049	
	K30 Pickup	1968-74	4.1L 250cid		102040
1968		5.0L 307cid		102041	
1969-73		5.0L 307cid	Aftermarket Heavy Duty	102076	
1969-73		5.0L 307cid	OE Replacement	102044	
1969		5.7L 350cid	4BBL; Aftermarket Heavy Duty; Heavy Duty Engine	102043	
1969		5.7L 350cid	4BBL; Aftermarket Heavy Duty; Standard Duty Engine	102077	
1969		5.7L 350cid	4BBL; OE Replacement; Heavy Duty Engine	102042	
1969		5.7L 350cid	4BBL; OE Replacement; Standard Duty Engine	102075	
1969-72		5.7L 350cid	OE Replacement	102042	
1969-74		5.7L 350cid	Aftermarket Heavy Duty	102043	

● Engine Crankshaft Pulley ** Engine Crankshaft Hub

MODEL	YEAR	ENGINE	ADDITIONAL	PART NUMBER
CHEVROLET TRUCK				
K30 Pickup (Cont'd)	1973-74	5.7L 350cid	Small Block 8 inch O.D.	102042
	1968-69	6.5L 396cid		102039
	1970-71	6.6L 402cid		102039
	1973-74	7.4L 454cid	Aftermarket Heavy Duty	102050
	1973-74	7.4L 454cid	Big Block 8 inch O.D.	102049
K3500	1988-95	5.7L 350cid	Aftermarket Heavy Duty	102043
	1988-95	5.7L 350cid	Small Block 8 inch O.D.	102042
	1996-00	5.7L 350cid		102053
	1988-93	6.2L 379cid	Diesel Engine	102059
	1988-93	6.2L 379cid	Crankshaft Pulley Only; Bolts to part numbers 102051, 102059	102106●
	1992-93	6.5L 395cid	Diesel Engine	102059
	1992-00	6.5L 395cid	Crankshaft Pulley Only; Bolts to part numbers 102051, 102059	102106●
	1994-00	6.5L 395cid	Diesel Engine	102051
	1988-90	7.4L 454cid	Aftermarket Heavy Duty	102050
	1988-90	7.4L 454cid	Big Block 8 inch O.D.	102049
	1991-93	7.4L 454cid		102047
K5 Blazer	1975-76	4.1L 250cid		102034
	1977-82	4.1L 250cid		102035
	1977-78	5.0L 305cid		102036
	1979-86	5.0L 305cid	Small Block 6.5 inch O.D.	102069
	1975-76	5.7L 350cid	Aftermarket Heavy Duty	102043
	1975-76	5.7L 350cid	Small Block 8 inch O.D.	102042
	1977	5.7L 350cid		102036
	1978-81	5.7L 350cid	Gas Engine	102036
	1982-86	5.7L 350cid		102036
	1982-86	6.2L 379cid	Diesel Engine	102059
	1975-79	6.6L 400cid	Aftermarket Heavy Duty External balance	102046
	1975-79	6.6L 400cid	External balance	102045
	1976-78	7.4L 454cid	Aftermarket Heavy Duty	102050
	1976-78	7.4L 454cid	Big Block 8 inch O.D.	102049
	Kingswood	1972	5.7L 350cid	Aftermarket Heavy Duty
1972		5.7L 350cid	Small Block 6.75 inch O.D.	102075
1970		6.6L 400cid	External balance	102045
1970-72		6.6L 400cid	Aftermarket Heavy Duty External balance	102046
LLV	1994-95	2.2L 134cid	Crankshaft Pulley Only	102194●
	1994-95	2.2L 134cid		102195**
	1987-93	2.5L 151cid	Crankshaft Pulley Only	102192●
	1987-93	2.5L 151cid		102193**
Lumina APV	1996	3.4L 207cid		102065
	1992	3.8L 231cid		102072
	1993-94	3.8L 231cid		102073
	1995	3.8L 231cid		102074

● Engine Crankshaft Pulley ** Engine Crankshaft Hub

MODEL	YEAR	ENGINE	ADDITIONAL	PART NUMBER
CHEVROLET TRUCK				
P10	1975-80	4.8L 292cid		102070
	1975	5.7L 350cid	Aftermarket Heavy Duty	102043
	1975	5.7L 350cid	Small Block 8 inch O.D.	102042
	1977-78	5.7L 350cid		102036
	1977	6.6L 400cid	Aftermarket Heavy Duty External balance	102046
P10 Series	1967	4.1L 250cid		102040
P10 Van	1968-69	3.8L 230cid		102040
	1968-74	4.1L 250cid		102040
	1973	5.0L 307cid	Aftermarket Heavy Duty	102076
	1973	5.0L 307cid	OE Replacement	102044
	1973	5.7L 350cid	Aftermarket Heavy Duty	102043
	1973	5.7L 350cid	Small Block 8 inch O.D.	102042
	1973	7.4L 454cid	Aftermarket Heavy Duty	102050
	1973	7.4L 454cid	Big Block 8 inch O.D.	102049
P20	1975-89	4.8L 292cid		102070
	1975-76	5.7L 350cid	Aftermarket Heavy Duty	102043
	1975-76	5.7L 350cid	Small Block 8 inch O.D.	102042
	1977-86	5.7L 350cid		102036
	1987-89	5.7L 350cid	Aftermarket Heavy Duty	102043
	1987-89	5.7L 350cid	Small Block 8 inch O.D.	102042
	1982-89	6.2L 379cid	Diesel Engine	102059
	1976	7.4L 454cid	Aftermarket Heavy Duty	102050
	1976	7.4L 454cid	Big Block 8 inch O.D.	102049
	1979	7.4L 454cid	Aftermarket Heavy Duty	102050
	1979	7.4L 454cid	Big Block 8 inch O.D.	102049
P20 Series	1966	4.1L 250cid		102040
P20 Van	1970-74	4.1L 250cid		102040
	1968	5.0L 307cid		102041
	1969	5.0L 307cid	Aftermarket Heavy Duty	102076
	1969	5.0L 307cid	OE Replacement	102044
	1973	5.0L 307cid	Aftermarket Heavy Duty	102076
	1973	5.0L 307cid	OE Replacement	102044
	1970-74	5.7L 350cid	Aftermarket Heavy Duty	102043
	1970-74	5.7L 350cid	Small Block 8 inch O.D.	102042
	1973	7.4L 454cid	Aftermarket Heavy Duty	102050
	1973	7.4L 454cid	Big Block 8 inch O.D.	102049
P30	1990-93	4.3L 262cid		102052
	1975-89	4.8L 292cid		102070
	1975-76	5.7L 350cid	Aftermarket Heavy Duty	102043
	1975-76	5.7L 350cid	Small Block 8 inch O.D.	102042
	1977-86	5.7L 350cid		102036
	1987-93	5.7L 350cid	Aftermarket Heavy Duty	102043

● Engine Crankshaft Pulley ** Engine Crankshaft Hub

MODEL	YEAR	ENGINE	ADDITIONAL	PART NUMBER
CHEVROLET TRUCK				
P30 (Cont'd)	1987-93	5.7L 350cid	Small Block 8 inch O.D.	102042
	1982-93	6.2L 379cid	Diesel Engine	102059
	1994-99	6.5L 395cid	Crankshaft Pulley Only; Bolts to part numbers 102051, 102059	102106●
	1976	6.6L 400cid	Aftermarket Heavy Duty External balance	102046
	1975-90	7.4L 454cid	Aftermarket Heavy Duty	102050
	1975-90	7.4L 454cid	Big Block 8 inch O.D.	102049
	1991-93	7.4L 454cid		102047
P30 Series	1966-67	4.1L 250cid		102040
P30 Van	1970-74	4.1L 250cid		102040
	1968	5.0L 307cid		102041
	1969	5.0L 307cid	Aftermarket Heavy Duty	102076
	1969	5.0L 307cid	OE Replacement	102044
	1973	5.0L 307cid	Aftermarket Heavy Duty	102076
	1973	5.0L 307cid	OE Replacement	102044
	1970-74	5.7L 350cid	Aftermarket Heavy Duty	102043
	1970-74	5.7L 350cid	Small Block 8 inch O.D.	102042
	1973-74	7.4L 454cid	Aftermarket Heavy Duty	102050
	1973-74	7.4L 454cid	Big Block 8 inch O.D.	102049
R10	1987	4.3L 262cid		102060
	1987	5.0L 305cid	Small Block 6.5 inch O.D.	102069
	1987	5.7L 350cid	Aftermarket Heavy Duty	102043
	1987	5.7L 350cid	Small Block 8 inch O.D.	102042
	1987	6.2L 379cid	Diesel Engine	102059
R10 Suburban	1987	5.0L 305cid	Small Block 6.5 inch O.D.	102069
	1987-88	5.7L 350cid	Aftermarket Heavy Duty	102043
	1987-88	5.7L 350cid	Small Block 8 inch O.D.	102042
	1987-88	6.2L 379cid	Diesel Engine	102059
	1988	6.2L 379cid	Crankshaft Pulley Only; Bolts to part numbers 102051, 102059	102106●
R1500 Suburban	1989-91	5.7L 350cid	Aftermarket Heavy Duty	102043
	1989-91	5.7L 350cid	Small Block 8 inch O.D.	102042
	1989-91	6.2L 379cid	Diesel Engine	102059
	1989-91	6.2L 379cid	Crankshaft Pulley Only; Bolts to part numbers 102051, 102059	102106●
R20	1987	4.3L 262cid		102060
	1987-88	4.8L 292cid		102070
	1987	5.0L 305cid	Small Block 6.5 inch O.D.	102069
	1987-88	5.7L 350cid	Aftermarket Heavy Duty	102043
	1987-88	5.7L 350cid	Small Block 8 inch O.D.	102042
	1987-88	6.2L 379cid	Diesel Engine	102059
	1988	6.2L 379cid	Crankshaft Pulley Only; Bolts to part numbers 102051, 102059	102106●
	1987-88	7.4L 454cid	Aftermarket Heavy Duty	102050
1987-88	7.4L 454cid	Big Block 8 inch O.D.	102049	

● Engine Crankshaft Pulley ** Engine Crankshaft Hub

MODEL	YEAR	ENGINE	ADDITIONAL	PART NUMBER
CHEVROLET TRUCK				
R20 Suburban	1987-88	5.7L 350cid	Aftermarket Heavy Duty	102043
	1987-88	5.7L 350cid	Small Block 8 inch O.D.	102042
	1987-88	6.2L 379cid	Diesel Engine	102059
	1988	6.2L 379cid	Crankshaft Pulley Only; Bolts to part numbers 102051, 102059	102106●
	1987-88	7.4L 454cid	Aftermarket Heavy Duty	102050
	1987-88	7.4L 454cid	Big Block 8 inch O.D.	102049
R2500	1989	6.2L 379cid	Diesel Engine	102059
	1989	6.2L 379cid	Bolts to part numbers 102051, 102059	102106●
	1989	7.4L 454cid	Aftermarket Heavy Duty	102050
	1989	7.4L 454cid	Big Block 8 inch O.D.	102049
R2500 Suburban	1989-91	5.7L 350cid	Aftermarket Heavy Duty	102043
	1989-91	5.7L 350cid	Small Block 8 inch O.D.	102042
	1989-91	6.2L 379cid	Diesel Engine	102059
	1989-91	6.2L 379cid	Crankshaft Pulley Only; Bolts to part numbers 102051, 102059	102106●
	1989-90	7.4L 454cid	Aftermarket Heavy Duty	102050
	1989-90	7.4L 454cid	Big Block 8 inch O.D.	102049
	1991	7.4L 454cid		102047
R30	1987-88	4.8L 292cid		102070
	1987-88	5.7L 350cid	Aftermarket Heavy Duty	102043
	1987-88	5.7L 350cid	Small Block 8 inch O.D.	102042
	1987-88	6.2L 379cid	Diesel Engine	102059
	1988	6.2L 379cid	Crankshaft Pulley Only; Bolts to part numbers 102051, 102059	102106●
	1987-88	7.4L 454cid	Aftermarket Heavy Duty	102050
	1987-88	7.4L 454cid	Big Block 8 inch O.D.	102049
R3500	1989-91	5.7L 350cid	Aftermarket Heavy Duty	102043
	1989-91	5.7L 350cid	Small Block 8 inch O.D.	102042
	1989-91	6.2L 379cid	Diesel Engine	102059
	1989-91	6.2L 379cid	Crankshaft Pulley Only; Bolts to part numbers 102051, 102059	102106●
	1989-90	7.4L 454cid	Aftermarket Heavy Duty	102050
	1989-90	7.4L 454cid	Big Block 8 inch O.D.	102049
	1991	7.4L 454cid		102047
S10	1994-03	2.2L 134cid	Crankshaft Pulley Only	102194●
	1994-03	2.2L 134cid		102195**
	1985-90	2.5L 151cid	4WD	102193**
	1985-93	2.5L 151cid	RWD	102193**
	1987-90	2.5L 151cid	Crankshaft Pulley Only; 4WD	102192●
	1987-93	2.5L 151cid	Crankshaft Pulley Only; RWD	102192●
	1982-87	2.8L 173cid		102062
	1988-93	2.8L 173cid		102063
	1988-94	4.3L 262cid		102052
	1995	4.3L 262cid	W/indicator on timing cover	102052
	1996-04	4.3L 262cid		102156

● Engine Crankshaft Pulley ** Engine Crankshaft Hub

MODEL	YEAR	ENGINE	ADDITIONAL	PART NUMBER
CHEVROLET TRUCK				
S10 Blazer	1985-88	2.5L 151cid		102193**
	1987-88	2.5L 151cid	Crankshaft Pulley Only	102192●
	1983-87	2.8L 173cid		102062
	1988-89	2.8L 173cid		102063
	1988-94	4.3L 262cid		102052
SSR	2003-04	5.3L 325cid	RWD	102171
	2005-06	6.0L 364cid		102171
Silverado 1500	1999-06	4.3L 262cid		102156
	1999-06	4.8L 294cid		102171
	1999-05	5.3L 323cid	RWD	102171
	2006	5.3L 325cid	RWD	102171
	2006	6.0L 364cid		102171
Silverado 2500	1999-00	5.3L 323cid	RWD	102171
	1999-04	6.0L 364cid		102171
Silverado 2500 HD	2001-06	6.0L 364cid		102171
Silverado 3500	2001-06	6.0L 364cid		102171
Suburban	1965-67	4.6L 283cid		102041
Suburban 1500	2000-05	5.3L 323cid	RWD	102171
	2006	5.3L 325cid	RWD	102171
	2006	6.0L 364cid		102171
Suburban 2500	2000-06	6.0L 364cid		102171
Tahoe	2000-06	4.8L 294cid		102171
	2000-05	5.3L 323cid	RWD	102171
	2006	5.3L 325cid	RWD	102171
	1995	5.7L 350cid	Aftermarket Heavy Duty	102043
	1995	5.7L 350cid	Small Block 8 inch O.D.	102042
	1996-00	5.7L 350cid		102053
	1995-99	6.5L 395cid	Diesel Engine	102051
	1995-99	6.5L 395cid	Crankshaft Pulley Only; Bolts to part numbers 102051, 102059	102106●
Trailblazer	2005	5.3L 323cid	RWD	102171
	2003-04	5.3L 325cid	RWD	102171
	2006	5.3L 325cid	RWD	102171
	2006	6.0L 364cid		102171
Uplander	2005-06	3.5L 213cid		102207
	2005-06	3.5L 214cid		102207
	2006-08	3.9L 237cid		102207
V10	1987	4.3L 262cid		102060
	1987	5.0L 305cid	Small Block 6.5 inch O.D.	102069
	1987	5.7L 350cid	Aftermarket Heavy Duty	102043
	1987	5.7L 350cid	Small Block 8 inch O.D.	102042
	1987	6.2L 379cid	Diesel Engine	102059

● Engine Crankshaft Pulley ** Engine Crankshaft Hub

MODEL	YEAR	ENGINE	ADDITIONAL	PART NUMBER
CHEVROLET TRUCK				
V10 Suburban	1987-88	5.7L 350cid	Aftermarket Heavy Duty	102043
	1987-88	5.7L 350cid	Small Block 8 inch O.D.	102042
	1987-88	6.2L 379cid	Diesel Engine	102059
	1988	6.2L 379cid	Crankshaft Pulley Only; Bolts to part numbers 102051, 102059	102106●
V1500 Suburban	1989-91	5.7L 350cid	Aftermarket Heavy Duty	102043
	1989-91	5.7L 350cid	Small Block 8 inch O.D.	102042
	1989-91	6.2L 379cid	Diesel Engine	102059
	1989-91	6.2L 379cid	Crankshaft Pulley Only; Bolts to part numbers 102051, 102059	102106●
V20	1987	4.8L 292cid		102070
	1987	5.7L 350cid	Aftermarket Heavy Duty	102043
	1987	5.7L 350cid	Small Block 8 inch O.D.	102042
	1987	6.2L 379cid	Diesel Engine	102059
V20 Suburban	1987-88	5.7L 350cid	Aftermarket Heavy Duty	102043
	1987-88	5.7L 350cid	Small Block 8 inch O.D.	102042
	1987-88	6.2L 379cid	Diesel Engine	102059
	1988	6.2L 379cid	Crankshaft Pulley Only; Bolts to part numbers 102051, 102059	102106●
	1987-88	7.4L 454cid	Aftermarket Heavy Duty	102050
	1987-88	7.4L 454cid	Big Block 8 inch O.D.	102049
V2500 Suburban	1989-91	5.7L 350cid	Aftermarket Heavy Duty	102043
	1989-91	5.7L 350cid	Small Block 8 inch O.D.	102042
	1989-91	6.2L 379cid	Diesel Engine	102059
	1989-91	6.2L 379cid	Crankshaft Pulley Only; Bolts to part numbers 102051, 102059	102106●
	1990	7.4L 454cid	Aftermarket Heavy Duty	102050
	1990	7.4L 454cid	Big Block 8 inch O.D.	102049
V30	1987-88	4.8L 292cid		102070
	1987-88	5.7L 350cid	Aftermarket Heavy Duty	102043
	1987-88	5.7L 350cid	Small Block 8 inch O.D.	102042
	1987-88	6.2L 379cid	Diesel Engine	102059
	1988	6.2L 379cid	Crankshaft Pulley Only; Bolts to part numbers 102051, 102059	102106●
	1987-88	7.4L 454cid	Aftermarket Heavy Duty	102050
	1987-88	7.4L 454cid	Big Block 8 inch O.D.	102049
V3500	1989-91	5.7L 350cid	Aftermarket Heavy Duty	102043
	1989-91	5.7L 350cid	Small Block 8 inch O.D.	102042
	1989-91	6.2L 379cid	Diesel Engine	102059
	1989-91	6.2L 379cid	Crankshaft Pulley Only; Bolts to part numbers 102051, 102059	102106●
	1989-90	7.4L 454cid	Aftermarket Heavy Duty	102050
	1989-90	7.4L 454cid	Big Block 8 inch O.D.	102049
	1991	7.4L 454cid		102047
Venture	1997-00	3.4L 207cid		102065
	2004-05	3.4L 207cid		102207

● Engine Crankshaft Pulley ** Engine Crankshaft Hub

MODEL	YEAR	ENGINE	ADDITIONAL	PART NUMBER
CHRYSLER				
300M	1999-04	3.5L 215cid		102158
Cirrus	1995-97	2.4L 148cid		102188
	1995-00	2.5L 152cid		102161
Concorde	1998-01	3.2L 197cid		102158
	1993-96	3.3L 201cid		102144
	1993-97	3.5L 215cid		102158
	2002-04	3.5L 215cid		102158
Cordoba	1980-83	3.7L 225cid	Automatic Transmission	102210
	1975-83	5.2L 318cid		102003
	1977	5.9L 360cid		102128
	1978-80	5.9L 360cid		102004
Daytona	1990-93	3.0L 181cid		102127
Dynasty	1988-90	3.0L 181cid		102127
	1990-93	3.3L 201cid		102114
Fifth Avenue	1983	3.7L 225cid	Automatic Transmission	102210
	1983-89	5.2L 318cid		102003
Imperial	1990-91	3.3L 201cid		102114
	1991-93	3.8L 230cid		102114
	1981-83	5.2L 318cid		102003
Intrepid	1993-97	3.3L 201cid		102144
LHS	1994-97	3.5L 215cid		102158
	1999-01	3.5L 215cid		102158
LeBaron	1990-95	3.0L 181cid		102127
	1978-81	3.7L 225cid	Automatic Transmission	102210
	1977-81	5.2L 318cid		102003
	1978-79	5.9L 360cid		102004
New Yorker	1988-89	3.0L 181cid		102127
	1990-93	3.3L 201cid		102114
	1994-96	3.5L 215cid		102158
	1982	3.7L 225cid	Automatic Transmission	102210
	1991-93	3.8L 230cid		102114
	1979-82	5.2L 318cid		102003
	1977	5.9L 360cid		102128
	1978-80	5.9L 360cid		102004
Newport	1979-81	3.7L 225cid	Automatic Transmission	102210
	1979-81	5.2L 318cid		102003
	1977	5.9L 360cid		102128
	1978-80	5.9L 360cid		102004
PT Cruiser	2001-02	2.4L 148cid		102160
Prowler	2001-02	3.5L 215cid		102158

● Engine Crankshaft Pulley ** Engine Crankshaft Hub

MODEL	YEAR	ENGINE	ADDITIONAL	PART NUMBER
CHRYSLER				
Sebring	1995-99	2.0L 122cid		102148
	1996-98	2.4L 148cid	JX	102188
	1997-98	2.4L 148cid	JXi	102188
	2001-06	2.4L 148cid	Convertible	102188
	2001-06	2.4L 148cid	Sedan	102188
	2001-05	2.4L 2351cc	Convertible	102188
	2001-05	2.4L 2351cc	Sedan	102188
	1996-00	2.5L 152cid	Convertible	102161
	2001-03	3.0L 181cid	Coupe	102147
Town & Country	1978-81	3.7L 225cid	Automatic Transmission	102210
CHRYSLER TRUCK				
Grand Voyager	2000	3.0L 181cid		102127
	2000	3.3L 201cid		102114
Town & Country Van	1990-93	3.3L 201cid		102114
	1996-03	3.3L 201cid		102114
	1994-03	3.8L 230cid		102114
Voyager	2000	3.0L 181cid		102127
	2000-03	3.3L 201cid		102114
DETOMASO				
Pantera	1971-74	5.8L 351cid	351C Eng.	102206
DODGE				
2000 GTX	1989-90	2.0L 122cid	DOHC Eng.	102082
330	1963-64	3.7L 225cid	Automatic Transmission	102210
440	1963-64	3.7L 225cid	Automatic Transmission	102210
Aspen	1976-80	3.7L 225cid	Automatic Transmission	102210
	1976-80	5.2L 318cid		102003
	1977	5.9L 360cid		102128
	1978-80	5.9L 360cid		102004
Avenger	1995-99	2.0L 122cid	Naturally Aspirated	102148
Challenger	1970-72	3.7L 225cid	Automatic Transmission	102210
	1972-74	5.2L 318cid		102003
	1972	5.6L 340cid	Up to 4/12/72	102003
Charger	1968-74	3.7L 225cid	Automatic Transmission	102210
	1976	3.7L 225cid	Automatic Transmission	102210
	1972-78	5.2L 318cid		102003
	1972	5.6L 340cid	Up to 4/12/72	102003
	1974-76	5.9L 360cid		102004
	1977	5.9L 360cid		102128
	1978	5.9L 360cid		102004
Colt	1993-94	2.4L 2351cc		102082

● Engine Crankshaft Pulley ** Engine Crankshaft Hub

MODEL	YEAR	ENGINE	ADDITIONAL	PART NUMBER
DODGE				
Coronet	1965-76	3.7L 225cid	Automatic Transmission	102210
	1972-76	5.2L 318cid		102003
	1972	5.6L 340cid	Up to 4/12/72	102003
	1973	5.9L 360cid	Up to 1/15/73	102128
	1974-76	5.9L 360cid		102004
Dart	1960-76	3.7L 225cid	Automatic Transmission	102210
	1972-76	5.2L 318cid		102003
	1972	5.6L 340cid	Up to 4/12/72	102003
Daytona	1990-93	3.0L 181cid		102127
Diplomat	1978-83	3.7L 225cid	Automatic Transmission	102210
	1977-89	5.2L 318cid		102003
	1978-79	5.9L 360cid		102004
Dynasty	1988-93	3.0L 181cid		102127
	1990-93	3.3L 201cid		102114
Intrepid	1998-01	3.2L 197cid		102158
	1993-97	3.3L 201cid		102144
	1993-97	3.5L 215cid		102158
	2000-04	3.5L 215cid		102158
Lancer	1961-62	3.7L 225cid	Automatic Transmission	102210
Magnum	1978-79	5.2L 318cid		102003
	1978-79	5.9L 360cid		102004
Mirada	1980-83	3.7L 225cid	Automatic Transmission	102210
	1980-83	5.2L 318cid		102003
	1980	5.9L 360cid		102004
Monaco	1977-78	3.7L 225cid	Automatic Transmission	102210
	1975-78	5.2L 318cid		102003
	1972	5.9L 360cid		102128
	1973	5.9L 360cid	Up to 1/15/73	102128
	1977	5.9L 360cid		102128
	1978	5.9L 360cid		102004
Neon	1995-99	2.0L 122cid		102112
	2000-02	2.0L 122cid		102160
Phoenix	1960-61	3.7L 225cid	Automatic Transmission	102210
Pioneer	1960-61	3.7L 225cid	Automatic Transmission	102210
Polaris	1963-73	3.7L 225cid	Automatic Transmission	102210
	1972-73	5.2L 318cid		102003
	1972	5.9L 360cid		102004
	1973	5.9L 360cid	Up to 1/15/73	102004
Royal Monaco	1977	5.9L 360cid		102128
Seneca	1960-61	3.7L 225cid	Automatic Transmission	102210
Shadow	1992-94	3.0L 181cid		102127

● Engine Crankshaft Pulley ** Engine Crankshaft Hub

MODEL	YEAR	ENGINE	ADDITIONAL	PART NUMBER
DODGE				
St. Regis	1979-81	3.7L 225cid	Automatic Transmission	102210
	1979-81	5.2L 318cid		102003
	1979-80	5.9L 360cid		102004
Stealth	1991-96	3.0L 181cid	SOHC Eng.	102135
	1992-96	3.0L 181cid	DOHC Eng.	102179
Stratus	1995	2.0L 122cid		102112
	1996-00	2.0L 122cid		102188
	1995-00	2.4L 148cid		102188
	2001-06	2.4L 148cid	Sedan	102188
	2001-05	2.4L 2351cc	Sedan	102188
	1995-00	2.5L 152cid		102161
	2001-03	3.0L 181cid	Coupe	102147
DODGE TRUCK				
A100	1964-66	3.7L 225cid	Automatic Transmission	102210
A100 Truck	1964-70	3.7L 225cid	Automatic Transmission	102210
A108 Van	1967-70	3.7L 225cid	Automatic Transmission	102210
B100	1975-80	3.7L 225cid	Automatic Transmission	102210
	1975-80	5.2L 318cid		102003
	1978	5.9L 360cid		102004
B100 Van	1971-74	3.7L 225cid	Automatic Transmission	102210
	1972-74	5.2L 318cid		102003
B150	1981-87	3.7L 225cid	Automatic Transmission	102210
	1988-91	3.9L 239cid		102003
	1981-91	5.2L 318cid		102003
B200	1975-80	3.7L 225cid	Automatic Transmission	102210
	1975-80	5.2L 318cid		102003
	1979-80	5.9L 360cid	Automatic Transmission	102004
	1979-80	5.9L 360cid	Manual Transmission	102128
B200 Van	1971-74	3.7L 225cid	Automatic Transmission	102210
	1972-74	5.2L 318cid		102003
B250	1981-87	3.7L 225cid	Automatic Transmission	102210
	1981-91	5.2L 318cid		102003
	1981	5.9L 360cid	Automatic Transmission	102004
	1984-92	5.9L 360cid	Automatic Transmission	102004
B300	1975-80	3.7L 225cid	Automatic Transmission	102210
	1975-80	5.2L 318cid		102003
	1979-80	5.9L 360cid	Automatic Transmission	102004
	1979-80	5.9L 360cid	Manual Transmission	102128
B300 Van	1971-74	3.7L 225cid	Automatic Transmission	102210
	1972-74	5.2L 318cid		102003
B350	1981-91	5.2L 318cid		102003
	1981-93	5.9L 360cid	Automatic Transmission	102004

● Engine Crankshaft Pulley ** Engine Crankshaft Hub

MODEL	YEAR	ENGINE	ADDITIONAL	PART NUMBER
DODGE TRUCK				
CB300	1973-75	3.7L 225cid	Automatic Transmission	102210
	1977-79	3.7L 225cid	Automatic Transmission	102210
Caravan	1996-07	2.4L 148cid		102188
	1987-00	3.0L 181cid		102127
	1990-03	3.3L 201cid		102114
	1996-99	3.8L 230cid		102114
D100	1975-79	3.7L 225cid	Automatic Transmission	102210
	1986-87	3.7L 225cid	Automatic Transmission	102210
	1988-89	3.9L 239cid		102003
	1975-79	5.2L 318cid		102003
	1986-89	5.2L 318cid		102003
	1978	5.9L 360cid		102004
	1979	5.9L 360cid	Automatic Transmission	102004
	1979	5.9L 360cid	Manual Transmission	102128
	1986-88	5.9L 360cid	Automatic Transmission	102004
	1986-88	5.9L 360cid	Manual Transmission	102128
D100 Pickup	1968-74	3.7L 225cid	Automatic Transmission	102210
	1972-74	5.2L 318cid		102003
D100 Series	1960-67	3.7L 225cid	Automatic Transmission	102210
D150	1977-87	3.7L 225cid	Automatic Transmission	102210
	1988-91	3.9L 239cid		102003
	1977-91	5.2L 318cid		102003
	1979-82	5.9L 360cid	Automatic Transmission	102004
	1979-82	5.9L 360cid	Manual Transmission	102128
	1984-91	5.9L 360cid	Automatic Transmission	102004
	1984-91	5.9L 360cid	Manual Transmission	102128
D200	1975-80	3.7L 225cid	Automatic Transmission	102210
	1975-80	5.2L 318cid		102003
	1979-80	5.9L 360cid	Automatic Transmission	102004
	1979-80	5.9L 360cid	Manual Transmission	102128
D200 Pickup	1968-74	3.7L 225cid	Automatic Transmission	102210
	1972-74	5.2L 318cid		102003
D200 Series	1960-67	3.7L 225cid	Automatic Transmission	102210
D250	1981-87	3.7L 225cid	Automatic Transmission	102210
	1988-91	3.9L 239cid		102003
	1981-91	5.2L 318cid		102003
	1981-82	5.9L 360cid	Automatic Transmission	102004
	1981-82	5.9L 360cid	Manual Transmission	102128
	1984-92	5.9L 360cid	Automatic Transmission	102004
	1984-92	5.9L 360cid	Manual Transmission	102128

● Engine Crankshaft Pulley ** Engine Crankshaft Hub

MODEL	YEAR	ENGINE	ADDITIONAL	PART NUMBER
DODGE TRUCK				
D300	1975-78	3.7L 225cid	Automatic Transmission	102210
	1975-80	5.2L 318cid		102003
	1979-80	5.9L 360cid	Automatic Transmission	102004
D300 Pickup	1968-74	3.7L 225cid	Automatic Transmission	102210
	1972-74	5.2L 318cid		102003
D300 Series	1960-67	3.7L 225cid	Automatic Transmission	102210
D350	1981-83	5.2L 318cid		102003
	1981-92	5.9L 360cid	Manual Transmission	102128
	1981-93	5.9L 360cid	Automatic Transmission	102004
D400	1979-81	5.9L 360cid	Automatic Transmission	102004
	1979-81	5.9L 360cid	Manual Transmission	102128
D450	1979-81	5.9L 360cid	Automatic Transmission	102004
	1979-81	5.9L 360cid	Manual Transmission	102128
Dakota	2004-05	3.7L 226cid		102166
	1987-91	3.9L 239cid		102003
	2002-04	4.7L 285cid		102166
	2005	4.7L 285cid	N in 8th position of VIN; Exc. High Output	102166
	2000-01	4.7L 287cid		102166
	1989-91	5.2L 318cid		102003
	2001-03	5.9L 360cid		102129
Durango	2004-05	3.7L 226cid		102166
	2002-05	4.7L 285cid		102166
	2000-01	4.7L 287cid		102166
	2001-03	5.9L 360cid		102129
Grand Caravan	1996-97	2.4L 148cid		102188
	1990-03	3.3L 201cid		102114
	1994-03	3.8L 230cid		102114
P100	1965-66	3.7L 225cid	Automatic Transmission	102210
	1968	3.7L 225cid	Automatic Transmission	102210
P100 Van	1967	3.7L 225cid	Automatic Transmission	102210
P200	1965-72	3.7L 225cid	Automatic Transmission	102210
P200 Van	1961	3.7L 225cid	Automatic Transmission	102210
	1973-74	3.7L 225cid	Automatic Transmission	102210
P300	1965	3.7L 225cid	Automatic Transmission	102210
	1967-72	3.7L 225cid	Automatic Transmission	102210
P300 Van	1961	3.7L 225cid	Automatic Transmission	102210
	1973-74	3.7L 225cid	Automatic Transmission	102210
Raider	1989	3.0L 181cid		102170
Ram 1500	2002-05	3.7L 226cid		102166
	2005	4.7L 285cid		102166
	2002-04	4.7L 287cid		102166
	2001-03	5.9L 360cid		102129

● Engine Crankshaft Pulley ** Engine Crankshaft Hub

MODEL	YEAR	ENGINE	ADDITIONAL	PART NUMBER
DODGE TRUCK				
Ram 1500 Van	2001-03	5.9L 360cid		102129
Ram 2500	2001-02	5.9L 360cid		102129
Ram 2500 Van	2001-03	5.9L 360cid		102129
Ram 3500	2001-02	5.9L 360cid		102129
Ram 3500 Van	2001-03	5.9L 360cid		102129
Ram 50	1990-91	3.0L 181cid		102170
Ramcharger	1974-80	3.7L 225cid	Automatic Transmission	102210
	1974-91	5.2L 318cid		102003
	1978	5.9L 360cid		102004
	1979-81	5.9L 360cid	Automatic Transmission	102004
	1979-81	5.9L 360cid	Manual Transmission	102128
	1984-92	5.9L 360cid	Manual Transmission	102128
	1984-93	5.9L 360cid	Automatic Transmission	102004
W100	1975-77	3.7L 225cid	Automatic Transmission	102210
	1986-87	3.7L 225cid	Automatic Transmission	102210
	1989	3.9L 239cid		102003
	1975-77	5.2L 318cid		102003
	1986-89	5.2L 318cid		102003
	1986-88	5.9L 360cid	Automatic Transmission	102004
	1986-88	5.9L 360cid	Manual Transmission	102128
W100 Pickup	1968-74	3.7L 225cid	Automatic Transmission	102210
	1972-74	5.2L 318cid		102003
W100 Series	1960-67	3.7L 225cid	Automatic Transmission	102210
W150	1978-87	3.7L 225cid	Automatic Transmission	102210
	1989-91	3.9L 239cid		102003
	1977-91	5.2L 318cid		102003
	1979-81	5.9L 360cid	Automatic Transmission	102004
	1979-81	5.9L 360cid	Manual Transmission	102128
	1984-91	5.9L 360cid	Automatic Transmission	102004
	1984-91	5.9L 360cid	Manual Transmission	102128
W200	1975-80	3.7L 225cid	Automatic Transmission	102210
	1975-80	5.2L 318cid		102003
	1979-80	5.9L 360cid	Automatic Transmission	102004
	1979-80	5.9L 360cid	Manual Transmission	102128
W200 Pickup	1968-74	3.7L 225cid	Automatic Transmission	102210
	1972-74	5.2L 318cid		102003
W200 Series	1960-67	3.7L 225cid	Automatic Transmission	102210
W250	1981-91	5.2L 318cid		102003
	1981-82	5.9L 360cid	Automatic Transmission	102004
	1981-82	5.9L 360cid	Manual Transmission	102128
	1984-92	5.9L 360cid	Automatic Transmission	102004
	1984-92	5.9L 360cid	Manual Transmission	102128

● Engine Crankshaft Pulley ** Engine Crankshaft Hub

MODEL	YEAR	ENGINE	ADDITIONAL	PART NUMBER
DODGE TRUCK				
W300	1975-78	3.7L 225cid	Automatic Transmission	102210
	1975-78	5.2L 318cid		102003
	1980	5.2L 318cid		102003
W300 Pickup	1968-74	3.7L 225cid	Automatic Transmission	102210
W300 Series	1963-67	3.7L 225cid	Automatic Transmission	102210
EAGLE				
2000 GTX	1991-93	2.0L 122cid	DOHC Eng.	102082
Summit	1993-96	2.4L 2351cc		102082
Talon	1993-94	1.8L 107cid		102155
	1990-94	2.0L 122cid		102082
	1995-98	2.0L 122cid	Naturally Aspirated	102148
	1995-98	2.0L 122cid	Turbocharged	102151
Vision	1993-97	3.3L 201cid		102144
	1993-97	3.5L 215cid		102158
FORD				
Club	1964	3.3L 200cid		102211
Club Wagon	1964-67	3.3L 200cid		102211
	1965-67	4.7L 289cid		102200
Contour	1995-00	2.0L 121cid		102225
	1995-00	2.5L 155cid		102117
Country Sedan	1964-70	3.3L 200cid		102211
	1965-67	4.7L 289cid	3 bolt hub	102008
	1965-68	4.7L 289cid		102200
	1971-72	5.0L 302cid	Aftermarket Heavy Duty	102029
	1971-72	5.0L 302cid	OE Replacement	102010
	1970-74	5.8L 351cid	351C Eng.	102206
	1971-74	6.6L 400cid		102100
Country Squire	1964-70	3.3L 200cid		102211
	1965-67	4.7L 289cid	3 bolt hub	102008
	1965-68	4.7L 289cid		102200
	1970-72	5.0L 302cid	Aftermarket Heavy Duty	102029
	1970-72	5.0L 302cid	OE Replacement	102010
	1987-91	5.0L 302cid	Aftermarket Heavy Duty	102032
	1987-91	5.0L 302cid	OE Replacement	102014
	1970-74	5.8L 351cid	351C Eng.	102206
	1971-74	6.6L 400cid		102100
Crown Victoria	1993-00	4.6L 281cid		102018
Custom	1965-68	4.7L 289cid		102200
	1970-72	5.0L 302cid	Aftermarket Heavy Duty	102029
	1970-72	5.0L 302cid	OE Replacement	102010
	1970-72	5.8L 351cid	351C Eng.	102206
	1971-72	6.6L 400cid		102100

● Engine Crankshaft Pulley ** Engine Crankshaft Hub

MODEL	YEAR	ENGINE	ADDITIONAL	PART NUMBER
FORD				
Custom 500	1965-67	4.7L 289cid	3 bolt hub	102008
	1965-68	4.7L 289cid		102200
	1970-72	5.0L 302cid	Aftermarket Heavy Duty	102029
	1970-72	5.0L 302cid	OE Replacement	102010
	1970-74	5.8L 351cid	351C Eng.	102206
	1975-77	5.8L 351cid	351W Eng.	102030
	1977	5.8L 351cid	351M Eng.	102100
	1971-74	6.6L 400cid		102100
	1975-76	6.6L 400cid	W/o AC	102100
	1977	6.6L 400cid		102100
Custom Car	1965-67	4.7L 289cid	3 bolt hub	102008
Elite	1975-76	5.8L 351cid	351M Eng.	102100
	1975-76	5.8L 351cid	351W Eng.	102030
	1975-76	6.6L 400cid		102100
Escort	1991-96	1.9L 116cid	SOHC Eng.	102026
	1997-02	2.0L 122cid	SOHC Eng.	102123
Fairlane	1964-69	3.3L 200cid		102211
	1963-64	4.3L 260cid		102008
	1963-65	4.7L 289cid	3 bolt hub, regular fuel	102008
	1965-68	4.7L 289cid		102200
	1966-68	4.7L 289cid	3 bolt hub	102008
	1970	5.0L 302cid	Aftermarket Heavy Duty	102029
	1970	5.0L 302cid	OE Replacement	102010
Falcon	1964-70	3.3L 200cid		102211
	1970	3.3L 200cid	Through 12/31/69; Aftermarket Heavy Duty	102029
	1970	3.3L 200cid	Through 12/31/69; OE Replacement	102010
	1970	4.1L 250cid	Through 12/31/69; Aftermarket Heavy Duty	102029
	1970	4.1L 250cid	Through 12/31/69; OE Replacement	102010
	1963-64	4.3L 260cid		102008
	1965-66	4.7L 289cid	3 bolt hub	102008
	1965-68	4.7L 289cid		102200
	1967	4.7L 289cid	3 bolt hub, regular fuel	102008
	1968	4.7L 289cid	3 bolt hub	102008
	1970	5.0L 302cid	Through 12/31/69; Aftermarket Heavy Duty	102029
	1970	5.0L 302cid	Through 12/31/69; OE Replacement	102010
	1970	5.8L 351cid	351C Eng.	102206
	Falcon Sedan Delivery	1964-65	3.3L 200cid	
1965		4.7L 289cid		102200
Focus	2000-04	2.0L 121cid		102225
	2000-04	2.0L 122cid		102225
	2000-04	2.0L 122cid	SOHC Eng.	102123

● Engine Crankshaft Pulley ** Engine Crankshaft Hub

MODEL	YEAR	ENGINE	ADDITIONAL	PART NUMBER
FORD				
GT40	1965-68	4.7L 289cid		102200
Galaxie	1965-67	4.7L 289cid		102200
	1965-67	4.7L 289cid	3 bolt hub	102008
Galaxie 500	1965-67	4.7L 289cid		102200
	1965-67	4.7L 289cid	3 bolt hub	102008
	1970-72	5.0L 302cid	Aftermarket Heavy Duty	102029
	1970-72	5.0L 302cid	OE Replacement	102010
	1970-74	5.8L 351cid	351C Eng.	102206
	1971-74	6.6L 400cid		102100
Gran Torino	1972-74	5.0L 302cid	Aftermarket Heavy Duty	102029
	1972-74	5.0L 302cid	OE Replacement	102010
	1972-74	5.8L 351cid	351C Eng.	102206
	1975-76	5.8L 351cid	351M Eng.	102100
	1975-76	5.8L 351cid	351W Eng.	102030
	1972-76	6.6L 400cid		102100
Granada	1975-77	3.3L 200cid		102211
	1975-80	5.0L 302cid	Aftermarket Heavy Duty	102029
	1975-80	5.0L 302cid	OE Replacement	102010
	1975-77	5.8L 351cid	351W Eng.	102030
LTD	1965-67	4.7L 289cid	3 bolt hub	102008
	1965-68	4.7L 289cid		102200
	1970-72	5.0L 302cid	Aftermarket Heavy Duty	102029
	1970-72	5.0L 302cid	OE Replacement	102010
	1977-79	5.0L 302cid	Aftermarket Heavy Duty	102029
	1977-79	5.0L 302cid	OE Replacement	102010
	1980	5.0L 302cid	Except California	102029
	1980	5.0L 302cid	Except California; OE Replacement	102010
	1984-86	5.0L 302cid	Aftermarket Heavy Duty	102032
	1984-86	5.0L 302cid	OE Replacement	102014
	1970-74	5.8L 351cid	351C Eng.	102206
	1975-80	5.8L 351cid	351W Eng.	102030
	1977-78	5.8L 351cid	351M Eng.	102100
	1982-86	5.8L 351cid		102030
	1971-74	6.6L 400cid		102100
	1975-76	6.6L 400cid	W/o AC	102100
	1977-78	6.6L 400cid		102100
LTD Crown Victoria	1987-91	5.0L 302cid	Aftermarket Heavy Duty	102032
	1987-91	5.0L 302cid	OE Replacement	102014
	1987-91	5.8L 351cid		102030
LTD II	1977-79	5.0L 302cid	Aftermarket Heavy Duty	102029
	1977-79	5.0L 302cid	OE Replacement	102010
	1977-79	5.8L 351cid	351M Eng.	102100

● Engine Crankshaft Pulley ** Engine Crankshaft Hub

MODEL	YEAR	ENGINE	ADDITIONAL	PART NUMBER
FORD				
LTD II (Cont'd)	1977-79	5.8L 351cid	351W Eng.	102030
	1977-78	6.6L 400cid		102100
Maverick	1969-77	3.3L 200cid		102211
	1971-77	5.0L 302cid	Aftermarket Heavy Duty	102029
	1971-77	5.0L 302cid	OE Replacement	102010
Mustang	1964-70	3.3L 200cid		102211
	1996-99	4.6L 281cid	DOHC Eng.	102118
	1996-00	4.6L 281cid	X in 8th position of VIN	102018
	2001	4.6L 281cid	DOHC Eng.	102118
	2003	4.6L 281cid	DOHC Eng.	102118
	1965-67	4.7L 289cid	3 bolt hub, exc. Special Engine, regular fuel	102008
	1965-68	4.7L 289cid		102200
	1968	4.7L 289cid	3 bolt hub	102008
	1970	5.0L 302cid	Boss Engine	102009
	1970	5.0L 302cid	Boss Engine; Aftermarket Heavy Duty	102033
	1970	5.0L 302cid	Except Boss Engine; Aftermarket Heavy Duty	102029
	1970	5.0L 302cid	Except Boss Engine; OE Replacement	102010
	1971-73	5.0L 302cid	Aftermarket Heavy Duty	102029
	1971-73	5.0L 302cid	OE Replacement	102010
	1984-95	5.0L 302cid	Aftermarket Heavy Duty	102032
	1984-95	5.0L 302cid	OE Replacement	102014
	1970-73	5.8L 351cid	351C Eng.	102206
Probe	1993-95	2.0L 122cid		102130
	1990-92	3.0L 182cid		102150
Ranch Wagon	1964-70	3.3L 200cid		102211
	1965-67	4.7L 289cid	3 bolt hub	102008
	1965-68	4.7L 289cid		102200
	1970-72	5.0L 302cid	Aftermarket Heavy Duty	102029
	1970-72	5.0L 302cid	OE Replacement	102010
	1970-74	5.8L 351cid	351C Eng.	102206
1971-74	6.6L 400cid		102100	
Sprint	1964	3.3L 200cid		102211
Taurus	1986-87	3.0L 182cid	Stamped E8DE-BA	102101
	1988-89	3.0L 182cid		102101
	1990-92	3.0L 182cid	L, GL	102102
	1990-93	3.0L 182cid	LX	102102
	1994	3.0L 182cid	GL; OHV Eng.	102102
	1994	3.0L 182cid	LX; OHV Eng.	102102
	1996	3.0L 182cid	DOHC Eng.; From 2/1996; Except Aluminum Units; Used with 102110 pulley	102116
	1996-03	3.0L 182cid	DOHC Eng.; Crankshaft Pulley Only; Used with 102116 balancer	102110●
1997-00	3.0L 182cid	Replaces aluminum, with removeable pulse ring	102027	

● Engine Crankshaft Pulley ** Engine Crankshaft Hub

MODEL	YEAR	ENGINE	ADDITIONAL	PART NUMBER
FORD				
Taurus (Cont'd)	1997-03	3.0L 182cid	DOHC Eng; Except Aluminum Units; Used with 102110 pulley	102116
	1993-95	3.2L 195cid	SHO; Automatic Transmission	102019
	1996-99	3.4L 207cid		102023
	1989-95	3.8L 232cid		102020
Tempo	1992-94	2.3L 140cid	HSC Eng.	102024
	1992-94	3.0L 182cid		102191
Thunderbird	1989-93	3.8L 232cid	Supercharged	102175
	1994-97	4.6L 281cid		102018
	1977-79	5.0L 302cid	Aftermarket Heavy Duty	102029
	1977-79	5.0L 302cid	OE Replacement	102010
	1980	5.0L 302cid	Aftermarket Heavy Duty; through 12/2/79	102029
	1980	5.0L 302cid	Through 12/2/79; OE Replacement	102010
	1984	5.0L 302cid	From 2/2/84; California, Aftermarket Heavy Duty	102032
	1984	5.0L 302cid	From 2/2/84; California; OE Replacement	102014
	1984-88	5.0L 302cid	Aftermarket Heavy Duty	102032
	1985-88	5.0L 302cid	OE Replacement	102014
	1991-93	5.0L 302cid	Aftermarket Heavy Duty	102032
	1991-93	5.0L 302cid	OE Replacement	102014
	1977-79	5.8L 351cid	351M Eng.	102100
	1977-79	5.8L 351cid	351W Eng.	102030
	1972	6.6L 400cid		102100
1977-78	6.6L 400cid		102100	
Torino	1968	3.3L 200cid		102211
	1968	4.7L 289cid		102200
	1971-74	5.0L 302cid	Aftermarket Heavy Duty	102029
	1971-74	5.0L 302cid	OE Replacement	102010
	1970-74	5.8L 351cid	351C Eng.	102206
	1975-76	5.8L 351cid	351M Eng.	102100
	1975-76	5.8L 351cid	351W Eng.	102030
	1972-76	6.6L 400cid		102100
FORD TRUCK				
Aerostar	1986-87	3.0L 182cid	Stamped E8DE-BA	102101
	1988-89	3.0L 182cid		102101
	1990-94	3.0L 182cid		102102
	1990-97	4.0L 245cid		102028
Bronco	1973-74	3.3L 200cid		102211
	1966-68	4.7L 289cid		102200
	1966-68	4.7L 289cid	3 bolt hub	102008
	1982-86	4.9L 300cid	Three groove	102013
	1987-92	4.9L 300cid	Serpentine Pulley	102015
	1980	5.0L 302cid	Aftermarket Heavy Duty	102029
	1980	5.0L 302cid	OE Replacement	102010

● Engine Crankshaft Pulley ** Engine Crankshaft Hub

MODEL	YEAR	ENGINE	ADDITIONAL	PART NUMBER
FORD TRUCK				
Bronco (Cont'd)	1981	5.0L 302cid	Except California	102012
	1982-86	5.0L 302cid	Three groove	102013
	1984-95	5.0L 302cid	Aftermarket Heavy Duty	102032
	1984-95	5.0L 302cid	OE Replacement	102014
	1987-92	5.0L 302cid	Serpentine Pulley	102015
	1978-81	5.8L 351cid	351M Eng.	102100
	1978-81	5.8L 351cid	351W Eng.	102030
	1982-85	5.8L 351cid	W/o EEC	102030
	1986-87	5.8L 351cid		102030
	1988-96	5.8L 351cid		102017
	1978-79	6.6L 400cid		102100
Bronco II	1986-90	2.9L 177cid		102113
E-100 Econoline	1979-81	4.9L 300cid	California, three groove	102013
	1982	4.9L 300cid	Except California, three groove	102013
	1979-80	5.0L 302cid	Aftermarket Heavy Duty	102029
	1979-80	5.0L 302cid	OE Replacement	102010
	1979-81	5.0L 302cid	California, three groove	102013
	1981	5.0L 302cid	Except California	102012
	1975-80	5.8L 351cid	351W Eng.	102030
	1982	5.8L 351cid	W/o EEC	102030
E-100 Econoline Club Wagon	1979-81	4.9L 300cid	California, three groove	102013
	1982	4.9L 300cid	Except California, three groove	102013
	1979-80	5.0L 302cid	Aftermarket Heavy Duty	102029
	1979-80	5.0L 302cid	OE Replacement	102010
	1979-81	5.0L 302cid	California, three groove	102013
	1981	5.0L 302cid	Except California	102012
	1975-80	5.8L 351cid	351W Eng.	102030
	1982	5.8L 351cid	W/o EEC	102030
E-150	2003-06	4.6L 281cid	8-Groove Pulley	102164
E-150 Club Wagon	2003-05	4.6L 281cid	8-Groove Pulley	102164
E-150 Econoline	1997-02	4.6L 281cid	8-Groove Pulley	102164
	1999-00	4.6L 281cid	6-Groove Pulley	102018
	1979-81	4.9L 300cid	California, three groove	102013
	1982-86	4.9L 300cid	Three groove	102013
	1987-96	4.9L 300cid	Serpentine Pulley	102015
	1979-80	5.0L 302cid	Aftermarket Heavy Duty	102029
	1979-80	5.0L 302cid	OE Replacement	102010
	1979-81	5.0L 302cid	California, three groove	102013
	1981	5.0L 302cid	Except California	102012
	1984-95	5.0L 302cid	Aftermarket Heavy Duty	102032
	1984-95	5.0L 302cid	OE Replacement	102014
	1987-96	5.0L 302cid	Serpentine Pulley	102015

● Engine Crankshaft Pulley ** Engine Crankshaft Hub

MODEL	YEAR	ENGINE	ADDITIONAL	PART NUMBER
FORD TRUCK				
E-150 Econoline (Cont'd)	1997-99	5.4L 330cid	Stamped F75E-AC	102025
	1997-99	5.4L 330cid	Stamped XL3E-C4C	102025
	2000	5.4L 330cid		102025
	1975-80	5.8L 351cid	351W Eng.	102030
	1981	5.8L 351cid	Except California	102030
	1982-85	5.8L 351cid	W/o EEC	102030
	1986-87	5.8L 351cid		102030
	1988-96	5.8L 351cid		102017
E-150 Econoline Club Wagon	1997-02	4.6L 281cid	8-Groove Pulley	102164
	1999-00	4.6L 281cid	6-Groove Pulley	102018
	1979-81	4.9L 300cid	California, three groove	102013
	1982-86	4.9L 300cid	Three groove	102013
	1987-96	4.9L 300cid	Serpentine Pulley	102015
	1979-80	5.0L 302cid	Aftermarket Heavy Duty	102029
	1979-80	5.0L 302cid	OE Replacement	102010
	1979-81	5.0L 302cid	California, three groove	102013
	1981	5.0L 302cid	Except California	102012
	1984-95	5.0L 302cid	Aftermarket Heavy Duty	102032
	1984-95	5.0L 302cid	OE Replacement	102014
	1987-96	5.0L 302cid	Serpentine Pulley	102015
	1997-99	5.4L 330cid	Stamped F75E-AC	102025
	1997-99	5.4L 330cid	Stamped XL3E-C4C	102025
	2000	5.4L 330cid		102025
	1975-80	5.8L 351cid	351W Eng.	102030
	1981	5.8L 351cid	351W Eng.; Except California	102030
	1982-85	5.8L 351cid	W/o EEC	102030
	1986-87	5.8L 351cid		102030
	1988-96	5.8L 351cid		102017
E-250	2003-06	4.6L 281cid	8-Groove Pulley	102164
E-250 Econoline	1979-81	4.9L 300cid	California, three groove	102013
	1982-86	4.9L 300cid	Three groove	102013
	1987-96	4.9L 300cid	Serpentine Pulley	102015
	1979-80	5.0L 302cid	Aftermarket Heavy Duty	102029
	1979-80	5.0L 302cid	OE Replacement	102010
	1979-81	5.0L 302cid	California, three groove	102013
	1981	5.0L 302cid	Except California	102012
	1984-91	5.0L 302cid	Aftermarket Heavy Duty	102032
	1984-91	5.0L 302cid	OE Replacement	102014
	1987-91	5.0L 302cid	Serpentine Pulley	102015
	1997-99	5.4L 330cid	Stamped F75E-AC	102025
	1997-99	5.4L 330cid	Stamped XL3E-C4C	102025
	2000	5.4L 330cid		102025

● Engine Crankshaft Pulley ** Engine Crankshaft Hub

MODEL	YEAR	ENGINE	ADDITIONAL	PART NUMBER
FORD TRUCK				
E-250 Econoline (Cont'd)	1975-80	5.8L 351cid	351W Eng.	102030
	1980	5.8L 351cid	351M Eng.	102100
	1981	5.8L 351cid	351W Eng.; Except California	102030
	1982-85	5.8L 351cid	W/o EEC	102030
	1986-87	5.8L 351cid		102030
	1988-96	5.8L 351cid		102017
	1980	6.6L 400cid		102100
	1979	7.5L 460cid	For Vehicles With Weighted Spacer Behind Balancer	102011
	1980	7.5L 460cid		102011
E-250 Econoline Club Wagon	1979-80	4.9L 300cid	California, three groove	102013
	1983-86	4.9L 300cid	Three groove	102013
	1987-91	4.9L 300cid	Serpentine Pulley	102015
	1979-80	5.0L 302cid	Aftermarket Heavy Duty	102029
	1979-80	5.0L 302cid	California, three groove	102013
	1979-80	5.0L 302cid	OE Replacement	102010
	1975-80	5.8L 351cid	351W Eng.	102030
	1980	5.8L 351cid	351M Eng.	102100
	1981	5.8L 351cid	351W Eng.; Except California	102030
	1982-85	5.8L 351cid	W/o EEC	102030
	1986-87	5.8L 351cid		102030
	1988-91	5.8L 351cid		102017
	1980-82	6.6L 400cid		102100
	1988-91	7.3L 445cid	Diesel Engine	102016
	1979	7.5L 460cid	For Vehicles With Weighted Spacer Behind Balancer	102011
	1980-91	7.5L 460cid		102011
E-350 Econoline	1982-86	4.9L 300cid	Three groove	102013
	1987-96	4.9L 300cid	Serpentine Pulley	102015
	1975-80	5.8L 351cid	351W Eng.	102030
	1981	5.8L 351cid	351W Eng.; Except California	102030
	1982-85	5.8L 351cid	W/o EEC	102030
	1986-87	5.8L 351cid		102030
	1988-96	5.8L 351cid		102017
	1980-82	6.6L 400cid		102100
	2000	6.8L 415cid		102124
	1988-94	7.3L 445cid	Diesel Engine	102016
	1995-97	7.3L 445cid	Diesel Engine; has eight ribs	102021
	1979-95	7.5L 460cid	For vehicles With Weighted Spacer Behind Balancer	102011
	1996	7.5L 460cid		102022
E-350 Econoline Club Wagon	1982-86	4.9L 300cid	Three groove	102013
	1987-96	4.9L 300cid	Serpentine Pulley	102015
	1977-80	5.8L 351cid	351W Eng.	102030
	1981	5.8L 351cid	351W Eng.; Except California	102030

● Engine Crankshaft Pulley ** Engine Crankshaft Hub

MODEL	YEAR	ENGINE	ADDITIONAL	PART NUMBER
FORD TRUCK				
E-350 Econoline Club Wagon (Cont'd)	1982-85	5.8L 351cid	W/o EEC	102030
	1986-87	5.8L 351cid		102030
	1988-96	5.8L 351cid		102017
	1980-82	6.6L 400cid		102100
	2000	6.8L 415cid		102124
	1988-94	7.3L 445cid	Diesel Engine	102016
	1995-97	7.3L 445cid	Diesel Engine; has eight ribs	102021
	1979-95	7.5L 460cid	For Vehicles With Weighted Spacer Behind Balancer	102011
	1996	7.5L 460cid		102022
E-450 Econoline Super Duty	2000	6.8L 415cid		102124
E-450 Econoline Super Duty Stripped	2000	6.8L 415cid		102124
Escape	2001-04	2.0L 121cid		102225
	2001-03	3.0L 182cid		102117
Excursion	2000	5.4L 330cid		102025
	2000	6.8L 415cid		102124
Expedition	1997-00	4.6L 281cid	6-Groove Pulley	102018
	1997-02	4.6L 281cid	8-Groove Pulley	102164
	1997-99	5.4L 330cid	Stamped F75E-AC	102025
	1997-99	5.4L 330cid	Stamped XL3E-C4C	102025
	2000	5.4L 330cid		102025
Explorer	1991-03	4.0L 245cid		102028
	1996-00	5.0L 302cid		102140
Explorer Sport Trac	2001-03	4.0L 245cid		102028
F Super Duty	1990-92	7.3L 445cid	Diesel Engine	102016
	1993	7.3L 445cid	Diesel Engine; Naturally Aspirated	102016
	1994	7.3L 445cid	Diesel Engine; Naturally Aspirated; indirect injection	102016
	1995-97	7.3L 445cid	Diesel Engine; 8-Groove Pulley	102021
	1990-95	7.5L 460cid		102011
	1996-97	7.5L 460cid		102022
F-100	1979-81	4.9L 300cid	California, three groove	102013
	1982-83	4.9L 300cid	Three groove	102013
	1975-77	5.0L 302cid	Aftermarket Heavy Duty	102029
	1975-77	5.0L 302cid	OE Replacement	102010
	1978	5.0L 302cid	From serial number BGO-001, Aftermarket Heavy Duty	102029
	1978	5.0L 302cid	From serial number BGO-001; OE Replacement	102010
	1978	5.0L 302cid	Through serial number BGO-000, Aftermarket Heavy Duty	102033
	1978	5.0L 302cid	Through serial number BGO-000; Boss Engine	102009
	1979-80	5.0L 302cid	Aftermarket Heavy Duty	102029
	1979-80	5.0L 302cid	OE Replacement	102010
	1979-81	5.0L 302cid	California, three groove	102013
	1981	5.0L 302cid	Except California	102012
	1977-78	5.8L 351cid	351M Eng.; Stamped D2AE-CA, D5AE-AA/BA, D7TE-AA/BA	102100

● Engine Crankshaft Pulley ** Engine Crankshaft Hub

MODEL	YEAR	ENGINE	ADDITIONAL	PART NUMBER
FORD TRUCK				
F-100 (Cont'd)	1977-79	5.8L 351cid	351W Eng.	102030
	1977-78	6.6L 400cid	Stamped D2AE-CA, D7TE-AA/BA	102100
	1979	6.6L 400cid		102100
F-100 Pickup	1970-74	5.0L 302cid	Aftermarket Heavy Duty	102029
	1970-74	5.0L 302cid	OE Replacement	102010
F-150	1997-00	4.6L 281cid	6-Groove Pulley	102018
	1997-03	4.6L 281cid	8-Groove Pulley	102164
	1979-81	4.9L 300cid	California, three groove	102013
	1982-86	4.9L 300cid	Three groove	102013
	1987-95	4.9L 300cid	Serpentine Pulley	102015
	1996	4.9L 300cid	O.E. w/reusable exciter ring	102103
	1977	5.0L 302cid	Aftermarket Heavy Duty	102029
	1977	5.0L 302cid	OE Replacement	102010
	1978	5.0L 302cid	From serial number BGO-001, Aftermarket Heavy Duty	102029
	1978	5.0L 302cid	From serial number BGO-001; OE Replacement	102010
	1978	5.0L 302cid	Through serial number BGO-000, Aftermarket Heavy Duty	102033
	1978	5.0L 302cid	Through serial number BGO-000; Boss Engine	102009
	1979-80	5.0L 302cid	Aftermarket Heavy Duty	102029
	1979-80	5.0L 302cid	OE Replacement	102010
	1979-81	5.0L 302cid	California, three groove	102013
	1981	5.0L 302cid	Except California	102012
	1984-95	5.0L 302cid	Aftermarket Heavy Duty	102032
	1984-95	5.0L 302cid	OE Replacement	102014
	1987-95	5.0L 302cid	Serpentine Pulley	102015
	1997-99	5.4L 330cid	Stamped F75E-AC	102025
	1997-99	5.4L 330cid	Stamped XL3E-C4C	102025
	2000	5.4L 330cid		102025
	2004-07	5.4L 330cid		102186
	1977-78	5.8L 351cid	351M Eng.; Stamped D2AE-CA, D5AE-AA/BA, D7TE-AA/BA	102100
	1977-80	5.8L 351cid	351W Eng.	102030
	1979-81	5.8L 351cid	351M Eng.	102100
	1981	5.8L 351cid	351W Eng.; Except California	102030
	1982-85	5.8L 351cid	351W Eng.; w/o EEC	102030
	1986-87	5.8L 351cid		102030
	1988-96	5.8L 351cid		102017
	1977-78	6.6L 400cid	Stamped D2AE-CA, D7TE-AA/BA	102100
	1979	7.5L 460cid	For Vehicles With Weighted Spacer Behind Balancer	102011
	F-150 Heritage	2004	4.6L 281cid	8-Groove Pulley

● Engine Crankshaft Pulley ** Engine Crankshaft Hub

MODEL	YEAR	ENGINE	ADDITIONAL	PART NUMBER	
FORD TRUCK					
F-250	1997-98	4.6L 281cid	W in 8th position of VIN; Under 8500 GVW	102018	
	1997-99	4.6L 281cid	Less than 8500 GVW, 8-Groove Pulley	102164	
	1999	4.6L 281cid	W in 8th position of VIN	102018	
	1979-81	4.9L 300cid	California, three groove	102013	
	1982-86	4.9L 300cid	Three groove	102013	
	1987-95	4.9L 300cid	Serpentine Pulley	102015	
	1996	4.9L 300cid	O.E. w/reusable exciter ring	102103	
	1979-81	5.0L 302cid	California, three groove	102013	
	1980	5.0L 302cid	Aftermarket Heavy Duty	102029	
	1980	5.0L 302cid	OE Replacement	102010	
	1981	5.0L 302cid	Except California	102012	
	1984-95	5.0L 302cid	Aftermarket Heavy Duty	102032	
	1984-95	5.0L 302cid	OE Replacement	102014	
	1987-95	5.0L 302cid	Serpentine Pulley	102015	
	1997-98	5.4L 330cid	Under 8500 GVW; Stamped F75E-AC	102025	
	1997-98	5.4L 330cid	Under 8500 GVW; Stamped XL3E-C4C	102025	
	1999	5.4L 330cid	Stamped F75E-AC	102025	
	1999	5.4L 330cid	Stamped XL3E-C4C	102025	
	1977-78	5.8L 351cid	351M Eng.; Stamped D2AE-CA, D5AE-AA/BA, D7TE-AA/BA	102100	
	1977-80	5.8L 351cid	351W Eng.	102030	
	1979-81	5.8L 351cid	351M Eng.	102100	
	1981	5.8L 351cid	351W Eng.; Except California	102030	
	1982-85	5.8L 351cid	351W Eng.; w/o EEC	102030	
	1986-87	5.8L 351cid		102030	
	1988-96	5.8L 351cid		102017	
	1997	5.8L 351cid	Over 8500 GVW	102017	
	1977-78	6.6L 400cid	Stamped D2AE-CA, D7TE-AA/BA	102100	
	1979-82	6.6L 400cid		102100	
	1988-92	7.3L 445cid	Diesel Engine	102016	
	1993	7.3L 445cid	Diesel Engine; Naturally Aspirated	102016	
	1994	7.3L 445cid	Diesel Engine; Naturally Aspirated; indirect injection	102016	
	1995-96	7.3L 445cid	Diesel Engine; has eight ribs	102021	
	1997	7.3L 445cid	Diesel Engine; over 8500 GVW, has eight ribs	102021	
	1979	7.5L 460cid	For Vehicles With Weighted Spacer Behind Balancer	102011	
	1983-95	7.5L 460cid		102011	
	1996	7.5L 460cid		102022	
	1997	7.5L 460cid	Over 8500 GVW	102022	
	F-250 Super Duty	1999	5.4L 330cid	Stamped F75E-AC	102025
		1999	5.4L 330cid	Stamped XL3E-C4C	102025
		2005-08	5.4L 330cid		102186
		2000	6.8L 415cid		102124

● Engine Crankshaft Pulley ** Engine Crankshaft Hub

MODEL	YEAR	ENGINE	ADDITIONAL	PART NUMBER
FORD TRUCK				
F-350	1982-86	4.9L 300cid	Three groove	102013
	1987-95	4.9L 300cid	Serpentine Pulley	102015
	1996	4.9L 300cid	O.E. w/reusable exciter ring	102103
	1977-78	5.8L 351cid	351M Eng.; Stamped D2AE-CA, D5AE-AA/BA, D7TE-AA/BA	102100
	1977-80	5.8L 351cid	351W Eng.	102030
	1979-81	5.8L 351cid	351M Eng.	102100
	1982-85	5.8L 351cid	351W Eng.; w/o EEC	102030
	1986-87	5.8L 351cid		102030
	1988-97	5.8L 351cid		102017
	1977-78	6.6L 400cid	Stamped D2AE-CA, D7TE-AA/BA	102100
	1979-82	6.6L 400cid		102100
	1988-92	7.3L 445cid	Diesel Engine	102016
	1993	7.3L 445cid	Diesel Engine; Naturally Aspirated	102016
	1994	7.3L 445cid	Diesel Engine; Naturally Aspirated; indirect injection	102016
	1995-97	7.3L 445cid	Diesel Engine; has eight ribs	102021
	1979	7.5L 460cid	For Vehicles With Weighted Spacer Behind Balancer	102011
	1983-95	7.5L 460cid		102011
	1996-97	7.5L 460cid		102022
F-350 Super Duty	2005-08	5.4L 330cid		102186
	2000	6.8L 415cid		102124
F-450 Super Duty	2000	6.8L 415cid		102124
F-550 Super Duty	2000	6.8L 415cid		102124
Ranchero	1964-68	3.3L 200cid		102211
	1965-68	4.7L 289cid		102200
	1970-74	5.8L 351cid	351C Eng.	102206
	1975-79	5.8L 351cid	351W Eng.	102030
Ranger	1986-92	2.9L 177cid		102113
	1991-94	3.0L 182cid		102102
	1995-00	3.0L 182cid	Replaces aluminum, with removeable pulse ring	102027
	1990-03	4.0L 245cid		102028
Windstar	1995-00	3.0L 182cid	Replaces aluminum, with removeable pulse ring	102027
GEO				
Prizm	1990-92	1.6L 1587cc		102184
GMC				
C15	1975-76	4.1L 250cid		102034
	1977-78	4.1L 250cid		102035
	1975-78	4.8L 292cid		102070
	1976	5.0L 305cid	Aftermarket Heavy Duty	102077
	1976	5.0L 305cid	OE Replacement	102075
	1977-78	5.0L 305cid	Small Block 6.5 inch O.D.	102069
	1975-77	5.7L 350cid	Aftermarket Heavy Duty	102043
	1975-77	5.7L 350cid	Small Block 8 inch O.D.	102042

● Engine Crankshaft Pulley ** Engine Crankshaft Hub

MODEL	YEAR	ENGINE	ADDITIONAL	PART NUMBER
GMC				
C15 (Cont'd)	1978	5.7L 350cid	Gas Engine	102036
	1976	6.6L 400cid	Aftermarket Heavy Duty External balance	102046
	1976	6.6L 400cid	External balance	102045
	1978	6.6L 400cid	Aftermarket Heavy Duty External balance	102046
	1978	6.6L 400cid	External balance	102045
	1975-78	7.4L 454cid	Aftermarket Heavy Duty	102050
	1975-78	7.4L 454cid	Big Block 8 inch O.D.	102049
C15 Suburban	1975-76	4.1L 250cid		102034
	1977-78	4.1L 250cid		102035
	1977-78	5.0L 305cid		102036
	1975-77	5.7L 350cid	Aftermarket Heavy Duty	102043
	1975-77	5.7L 350cid	Small Block 8 inch O.D.	102042
	1978	5.7L 350cid	Gas Engine	102036
	1975-78	7.4L 454cid	Aftermarket Heavy Duty	102050
	1975-78	7.4L 454cid	Big Block 8 inch O.D.	102049
C15/C1500 Pickup	1966-74	4.1L 250cid		102040
	1967	4.6L 283cid		102041
	1968	5.0L 307cid		102041
	1969-73	5.0L 307cid	Aftermarket Heavy Duty	102076
	1969-73	5.0L 307cid	OE Replacement	102044
	1969	5.7L 350cid	2BBL; Aftermarket Heavy Duty; Standard Duty Engine	102077
	1969	5.7L 350cid	2BBL; OE Replacement; Standard Duty Engine	102075
	1969	5.7L 350cid	4BBL; Aftermarket Heavy Duty; Heavy Duty Engine	102043
	1969	5.7L 350cid	4BBL; Aftermarket Heavy Duty; Standard Duty Engine	102077
	1969	5.7L 350cid	4BBL; OE Replacement; Heavy Duty Engine	102042
	1969	5.7L 350cid	4BBL; OE Replacement; Standard Duty Engine	102075
	1970	5.7L 350cid	2BBL; Aftermarket Heavy Duty	102077
	1970	5.7L 350cid	2BBL; OE Replacement	102075
	1970	5.7L 350cid	4BBL; Aftermarket Heavy Duty	102043
	1970	5.7L 350cid	4BBL; OE Replacement	102042
	1971-72	5.7L 350cid	4WD; Aftermarket Heavy Duty	102043
	1971-72	5.7L 350cid	4WD; OE Replacement	102042
	1971-72	5.7L 350cid	Aftermarket Heavy Duty	102077
	1971-72	5.7L 350cid	OE Replacement	102075
	1973-74	5.7L 350cid	Aftermarket Heavy Duty	102043
	1973-74	5.7L 350cid	Small Block 8 inch O.D.	102042
	1968-69	6.5L 396cid		102039
	1970-72	6.6L 402cid		102039
	1973-74	7.4L 454cid	Aftermarket Heavy Duty	102050
	1973-74	7.4L 454cid	Big Block 8 inch O.D.	102049

● Engine Crankshaft Pulley ** Engine Crankshaft Hub

MODEL	YEAR	ENGINE	ADDITIONAL	PART NUMBER
GMC				
C15/C1500 Suburban	1968-74	4.1L 250cid		102040
	1968	5.0L 307cid		102041
	1969-73	5.0L 307cid	Aftermarket Heavy Duty	102076
	1969-73	5.0L 307cid	OE Replacement	102044
	1973-74	5.7L 350cid	Aftermarket Heavy Duty	102043
	1973-74	5.7L 350cid	Small Block 8 inch O.D.	102042
	1968-69	6.5L 396cid		102039
	1970-72	6.6L 402cid		102039
	1973-74	7.4L 454cid	Aftermarket Heavy Duty	102050
	1973-74	7.4L 454cid	Big Block 8 inch O.D.	102049
C1500	1979-84	4.1L 250cid		102035
	1985-86	4.3L 262cid		102060
	1988-93	4.3L 262cid		102052
	1979-80	4.8L 292cid		102070
	1979-86	5.0L 305cid	Small Block 6.5 inch O.D.	102069
	1988-95	5.0L 305cid	Aftermarket Heavy Duty	102077
	1988-95	5.0L 305cid	Small Block 6.75 inch O.D.	102075
	1979-81	5.7L 350cid	Gas Engine	102036
	1982-86	5.7L 350cid		102036
	1988-95	5.7L 350cid	Aftermarket Heavy Duty	102043
	1988-95	5.7L 350cid	Small Block 8 inch O.D.	102042
	1996-99	5.7L 350cid		102053
	1982-86	6.2L 379cid	Diesel Engine	102059
	1988-93	6.2L 379cid	Diesel Engine	102059
	1988-93	6.2L 379cid	Crankshaft Pulley Only; Bolts to part numbers 102051, 102059	102106●
	1994-97	6.5L 395cid	Diesel Engine	102051
	1994-97	6.5L 395cid	Crankshaft Pulley Only; Bolts to part numbers 102051, 102059	102106●
	1979-80	6.6L 400cid	Aftermarket Heavy Duty External balance	102046
	1979-80	6.6L 400cid	External balance	102045
	1979-80	7.4L 454cid	Aftermarket Heavy Duty	102050
1979-80	7.4L 454cid	Big Block 8 inch O.D.	102049	
C1500 Suburban	1979-80	4.1L 250cid		102035
	1979-86	5.0L 305cid	Small Block 6.5 inch O.D.	102069
	1979-81	5.7L 350cid	Gas Engine	102036
	1982-86	5.7L 350cid		102036
	1992-95	5.7L 350cid	Aftermarket Heavy Duty	102043
	1992-95	5.7L 350cid	Small Block 8 inch O.D.	102042
	1997-99	5.7L 350cid		102053
	1982-86	6.2L 379cid	Diesel Engine	102059
	1995-99	6.5L 395cid	Diesel Engine	102051
	1995-99	6.5L 395cid	Crankshaft Pulley Only; Bolts to part numbers 102051, 102059	102106●

● Engine Crankshaft Pulley ** Engine Crankshaft Hub

MODEL	YEAR	ENGINE	ADDITIONAL	PART NUMBER	
GMC					
C1500 Suburban (Cont'd)	1979-80	7.4L 454cid	Aftermarket Heavy Duty	102050	
	1979-80	7.4L 454cid	Big Block 8 inch O.D.	102049	
C25	1975	4.1L 250cid		102034	
	1977-78	4.1L 250cid		102035	
	1975-78	4.8L 292cid		102070	
	1977-78	5.0L 305cid	Small Block 6.5 inch O.D.	102069	
	1975-77	5.7L 350cid	Aftermarket Heavy Duty	102043	
	1975-77	5.7L 350cid	Small Block 8 inch O.D.	102042	
	1978	5.7L 350cid	Gas Engine	102036	
	1976-78	6.6L 400cid	Aftermarket Heavy Duty External balance	102046	
	1976-78	6.6L 400cid	External balance	102045	
	1975-78	7.4L 454cid	Aftermarket Heavy Duty	102050	
	1975-78	7.4L 454cid	Big Block 8 inch O.D.	102049	
	C25 Suburban	1975-78	4.8L 292cid		102070
		1977-78	5.0L 305cid		102036
1975-77		5.7L 350cid	Aftermarket Heavy Duty	102043	
1975-77		5.7L 350cid	Small Block 8 inch O.D.	102042	
1978		5.7L 350cid	Gas Engine	102036	
1978		6.6L 400cid	Aftermarket Heavy Duty External balance	102046	
1978		6.6L 400cid	External balance	102045	
1975-78		7.4L 454cid	Aftermarket Heavy Duty	102050	
1975-78		7.4L 454cid	Big Block 8 inch O.D.	102049	
C25/C2500 Pickup		1966-74	4.1L 250cid		102040
	1967	4.6L 283cid		102041	
	1968	5.0L 307cid		102041	
	1969-73	5.0L 307cid	Aftermarket Heavy Duty	102076	
	1969-73	5.0L 307cid	OE Replacement	102044	
	1969	5.7L 350cid	4BBL; Aftermarket Heavy Duty; Heavy Duty Engine	102043	
	1969	5.7L 350cid	4BBL; Aftermarket Heavy Duty; Standard Duty Engine	102077	
	1969	5.7L 350cid	4BBL; OE Replacement; Heavy Duty Engine	102042	
	1969	5.7L 350cid	4BBL; OE Replacement; Standard Duty Engine	102075	
	1969-70	5.7L 350cid	2BBL; Aftermarket Heavy Duty	102077	
	1969-70	5.7L 350cid	2BBL; OE Replacement	102075	
	1970	5.7L 350cid	4BBL; Aftermarket Heavy Duty	102043	
	1970	5.7L 350cid	4BBL; OE Replacement	102042	
	1971-72	5.7L 350cid	4WD; Aftermarket Heavy Duty	102043	
	1971-72	5.7L 350cid	4WD; OE Replacement	102042	
	1971-72	5.7L 350cid	Aftermarket Heavy Duty	102077	
	1971-72	5.7L 350cid	OE Replacement	102075	
	1973-74	5.7L 350cid	Aftermarket Heavy Duty	102043	
	1973-74	5.7L 350cid	Small Block 8 inch O.D.	102042	
	1968-69	6.5L 396cid		102039	

● Engine Crankshaft Pulley ** Engine Crankshaft Hub

MODEL	YEAR	ENGINE	ADDITIONAL	PART NUMBER	
GMC					
C25/C2500 Pickup (Cont'd)	1970-72	6.6L 402cid		102039	
	1973-74	7.4L 454cid	Aftermarket Heavy Duty	102050	
	1973-74	7.4L 454cid	Big Block 8 inch O.D.	102049	
C25/C2500 Suburban	1968-74	4.1L 250cid		102040	
	1968	5.0L 307cid		102041	
	1969-73	5.0L 307cid	Aftermarket Heavy Duty	102076	
	1969-73	5.0L 307cid	OE Replacement	102044	
	1974	5.7L 350cid	Aftermarket Heavy Duty	102043	
	1974	5.7L 350cid	Small Block 8 inch O.D.	102042	
	1968-69	6.5L 396cid		102039	
	1970-72	6.6L 402cid		102039	
	1974	7.4L 454cid	Aftermarket Heavy Duty	102050	
	1974	7.4L 454cid	Big Block 8 inch O.D.	102049	
	C2500	1979-84	4.1L 250cid		102035
1985-86		4.3L 262cid		102060	
1988-93		4.3L 262cid		102052	
1979-86		4.8L 292cid		102070	
1979-86		5.0L 305cid	Small Block 6.5 inch O.D.	102069	
1988-95		5.0L 305cid	Aftermarket Heavy Duty	102077	
1988-95		5.0L 305cid	Small Block 6.75 inch O.D.	102075	
1979-81		5.7L 350cid	Gas Engine	102036	
1982-86		5.7L 350cid		102036	
1988-95		5.7L 350cid	Aftermarket Heavy Duty	102043	
1988-95		5.7L 350cid	Small Block 8 inch O.D.	102042	
1996-00		5.7L 350cid		102053	
1982-86		6.2L 379cid	Diesel Engine	102059	
1988-93		6.2L 379cid	Diesel Engine	102059	
1988-93		6.2L 379cid	Crankshaft Pulley Only; Bolts to part numbers 102051, 102059	102106●	
1992-93		6.5L 395cid	Diesel Engine	102059	
1992-00		6.5L 395cid	Crankshaft Pulley Only; Bolts to part numbers 102051, 102059	102106●	
1994-00		6.5L 395cid	Diesel Engine	102051	
1979		6.6L 400cid	Aftermarket Heavy Duty External balance	102046	
1979		6.6L 400cid	External balance	102045	
1979-86		7.4L 454cid	Aftermarket Heavy Duty	102050	
1979-86		7.4L 454cid	Big Block 8 inch O.D.	102049	
1991-93		7.4L 454cid		102047	
C2500 Suburban		1979-82	4.8L 292cid		102070
		1984	4.8L 292cid		102070
		1982-86	5.0L 305cid	Small Block 6.5 inch O.D.	102069
		1979-81	5.7L 350cid	Gas Engine	102036
	1982-86	5.7L 350cid		102036	
	1992-95	5.7L 350cid	Aftermarket Heavy Duty	102043	

● Engine Crankshaft Pulley ** Engine Crankshaft Hub

MODEL	YEAR	ENGINE	ADDITIONAL	PART NUMBER
GMC				
C2500 Suburban (Cont'd)	1992-95	5.7L 350cid	Small Block 8 inch O.D.	102042
	1996-99	5.7L 350cid		102053
	1982-86	6.2L 379cid	Diesel Engine	102059
	1994-96	6.5L 395cid	Crankshaft Pulley Only; Bolts to part numbers 102051, 102059	102106●
	1994-99	6.5L 395cid	Diesel Engine	102051
	1998-99	6.5L 395cid	Crankshaft Pulley Only; Bolts to part numbers 102051, 102059	102106●
	1980	6.6L 400cid	Aftermarket Heavy Duty External balance	102046
	1980	6.6L 400cid	External balance	102045
	1979-86	7.4L 454cid	Aftermarket Heavy Duty	102050
	1979-86	7.4L 454cid	Big Block 8 inch O.D.	102049
	1992-93	7.4L 454cid		102047
C35	1975	4.1L 250cid		102034
	1978	4.1L 250cid		102035
	1975-78	4.8L 292cid		102070
	1978	5.0L 305cid	Small Block 6.5 inch O.D.	102069
	1975-77	5.7L 350cid	Aftermarket Heavy Duty	102043
	1975-77	5.7L 350cid	Small Block 8 inch O.D.	102042
	1978	5.7L 350cid	Gas Engine	102036
	1976-78	6.6L 400cid	Aftermarket Heavy Duty External balance	102046
	1976-78	6.6L 400cid	External balance	102045
	1975-78	7.4L 454cid	Aftermarket Heavy Duty	102050
	1975-78	7.4L 454cid	Big Block 8 inch O.D.	102049
	C35/C3500 Pickup	1967-74	4.1L 250cid	
1967		4.6L 283cid		102041
1968		5.0L 307cid		102041
1969-73		5.0L 307cid	Aftermarket Heavy Duty	102076
1969-73		5.0L 307cid	OE Replacement	102044
1969		5.7L 350cid	4BBL; Aftermarket Heavy Duty; Heavy Duty Engine	102043
1969		5.7L 350cid	4BBL; Aftermarket Heavy Duty; Standard Duty Engine	102077
1969		5.7L 350cid	4BBL; OE Replacement; Heavy Duty Engine	102042
1969		5.7L 350cid	4BBL; OE Replacement; Standard Duty Engine	102075
1969-70		5.7L 350cid	2BBL; Aftermarket Heavy Duty	102077
1969-70		5.7L 350cid	2BBL; OE Replacement	102075
1970		5.7L 350cid	4BBL; Aftermarket Heavy Duty	102043
1970		5.7L 350cid	4BBL; OE Replacement	102042
1971-72		5.7L 350cid	4WD; Aftermarket Heavy Duty	102043
1971-72		5.7L 350cid	4WD; OE Replacement	102042
1971-72		5.7L 350cid	Aftermarket Heavy Duty	102077
1971-72		5.7L 350cid	OE Replacement	102075
1973-74		5.7L 350cid	Aftermarket Heavy Duty	102043
1973-74		5.7L 350cid	Small Block 8 inch O.D.	102042
1968-69		6.5L 396cid		102039

● Engine Crankshaft Pulley ** Engine Crankshaft Hub

MODEL	YEAR	ENGINE	ADDITIONAL	PART NUMBER
GMC				
C35/C3500 Pickup (Cont'd)	1970-72	6.6L 402cid		102039
	1973-74	7.4L 454cid	Aftermarket Heavy Duty	102050
	1973-74	7.4L 454cid	Big Block 8 inch O.D.	102049
C3500	1979-80	4.1L 250cid		102035
	1979-86	4.8L 292cid		102070
	1986	5.0L 305cid	Small Block 6.5 inch O.D.	102069
	1979-81	5.7L 350cid	Gas Engine	102036
	1982-86	5.7L 350cid		102036
	1988-95	5.7L 350cid	Aftermarket Heavy Duty	102043
	1988-95	5.7L 350cid	Small Block 8 inch O.D.	102042
	1996-00	5.7L 350cid		102053
	1982-86	6.2L 379cid	Diesel Engine	102059
	1988-93	6.2L 379cid	Diesel Engine	102059
	1988-93	6.2L 379cid	Crankshaft Pulley Only; Bolts to part numbers 102051, 102059	102106●
	1992-93	6.5L 395cid	Diesel Engine	102059
	1992-00	6.5L 395cid	Crankshaft Pulley Only; Bolts to part numbers 102051, 102059	102106●
	1994-00	6.5L 395cid	Diesel Engine	102051
	1979	6.6L 400cid	Aftermarket Heavy Duty External balance	102046
	1979	6.6L 400cid	External balance	102045
	1979-86	7.4L 454cid	Aftermarket Heavy Duty	102050
	1979-86	7.4L 454cid	Big Block 8 inch O.D.	102049
	1988-90	7.4L 454cid	Aftermarket Heavy Duty	102050
	1988-90	7.4L 454cid	Big Block 8 inch O.D.	102049
1991-93	7.4L 454cid		102047	
Caballero	1978-79	3.3L 200cid		102060
	1980-84	3.8L 229cid		102060
	1985-87	4.3L 262cid		102060
	1978-87	5.0L 305cid	Small Block 6.5 inch O.D.	102069
	1978-79	5.7L 350cid	Small Block 6.5 inch O.D.	102069
Canyon	2004-06	3.5L 211cid		102207
G15	1975-76	4.1L 250cid		102034
	1977-78	4.1L 250cid		102035
	1977-78	5.0L 305cid	Aftermarket Heavy Duty	102077
	1977-78	5.0L 305cid	Small Block 6.75 inch O.D.	102075
	1975-77	5.7L 350cid	Aftermarket Heavy Duty	102043
	1975-77	5.7L 350cid	Small Block 8 inch O.D.	102042
	1978	5.7L 350cid		102036
	1976	6.6L 400cid	Aftermarket Heavy Duty External balance	102046
	1976	6.6L 400cid	External balance	102045
G15/G1500 Van	1967-69	3.8L 230cid		102040
	1967-74	4.1L 250cid		102040
	1968	5.0L 307cid		102041

● Engine Crankshaft Pulley ** Engine Crankshaft Hub

MODEL	YEAR	ENGINE	ADDITIONAL	PART NUMBER
GMC				
G15/G1500 Van (Cont'd)	1969-73	5.0L 307cid	Aftermarket Heavy Duty	102076
	1969-73	5.0L 307cid	OE Replacement	102044
	1971-74	5.7L 350cid	Aftermarket Heavy Duty	102043
	1971-74	5.7L 350cid	Small Block 8 inch O.D.	102042
G1500	1979-84	4.1L 250cid		102035
	1985-94	4.3L 262cid		102052
	1995	4.3L 262cid	Up to 8500 GVW	102052
	1979-95	5.0L 305cid	Aftermarket Heavy Duty	102077
	1979-95	5.0L 305cid	Small Block 6.75 inch O.D.	102075
	1979-93	5.7L 350cid	Aftermarket Heavy Duty	102043
	1979	6.6L 400cid	Aftermarket Heavy Duty External balance	102046
G25	1978	4.1L 250cid		102035
	1975-78	4.8L 292cid		102070
	1977-78	5.0L 305cid	Aftermarket Heavy Duty	102077
	1977-78	5.0L 305cid	Small Block 6.75 inch O.D.	102075
	1975-77	5.7L 350cid	Aftermarket Heavy Duty	102043
	1975-77	5.7L 350cid	Small Block 8 inch O.D.	102042
	1978	5.7L 350cid		102036
	1975-78	6.6L 400cid	Aftermarket Heavy Duty External balance	102046
	1975-78	6.6L 400cid	External balance	102045
G25/G2500 Van	1967-69	3.8L 230cid		102040
	1968-74	4.1L 250cid		102040
	1968	5.0L 307cid		102041
	1969-70	5.0L 307cid	Aftermarket Heavy Duty	102076
	1969-70	5.0L 307cid	OE Replacement	102044
	1971-74	5.7L 350cid	Aftermarket Heavy Duty	102043
	1971-74	5.7L 350cid	Small Block 8 inch O.D.	102042
G2500	1979-84	4.1L 250cid		102035
	1985-94	4.3L 262cid		102052
	1995	4.3L 262cid	Up to 8500 GVW	102052
	1979-95	5.0L 305cid	Aftermarket Heavy Duty	102077
	1979-95	5.0L 305cid	Small Block 6.75 inch O.D.	102075
	1979-95	5.7L 350cid	Aftermarket Heavy Duty	102043
	1983-93	6.2L 379cid	Diesel Engine	102059
	1994-95	6.5L 395cid	Diesel Engine	102051
	1994-95	6.5L 395cid	Crankshaft Pulley Only; Bolts to part numbers 102051, 102059	102106●
	1979-80	6.6L 400cid	Aftermarket Heavy Duty External balance	102046
	1979-80	6.6L 400cid	External balance	102045
G35	1978	4.1L 250cid		102035
	1975-78	4.8L 292cid		102070
	1975-77	5.7L 350cid	Aftermarket Heavy Duty	102043
	1975-77	5.7L 350cid	Small Block 8 inch O.D.	102042

● Engine Crankshaft Pulley ** Engine Crankshaft Hub

MODEL	YEAR	ENGINE	ADDITIONAL	PART NUMBER
GMC				
G35 (Cont'd)	1978	5.7L 350cid		102036
	1975-78	6.6L 400cid	Aftermarket Heavy Duty External balance	102046
	1975-78	6.6L 400cid	External balance	102045
G35/G3500 Van	1970-74	4.1L 250cid		102040
	1971-74	5.7L 350cid	Aftermarket Heavy Duty	102043
	1971-74	5.7L 350cid	Small Block 8 inch O.D.	102042
G3500	1979	4.1L 250cid		102035
	1982-84	4.1L 250cid		102035
	1985-94	4.3L 262cid		102052
	1995	4.3L 262cid	Up to 8500 GVW	102052
	1979-96	5.7L 350cid	Aftermarket Heavy Duty	102043
	1983-93	6.2L 379cid	Diesel Engine	102059
	1994-96	6.5L 395cid	Diesel Engine	102051
	1994-96	6.5L 395cid	Crankshaft Pulley Only; Bolts to part numbers 102051, 102059	102106●
	1979-80	6.6L 400cid	Aftermarket Heavy Duty External balance	102046
	1979-80	6.6L 400cid	External balance	102045
	1989-90	7.4L 454cid	Aftermarket Heavy Duty	102050
	1989-90	7.4L 454cid	Big Block 8 inch O.D.	102049
	1991-93	7.4L 454cid		102047
	Jimmy	1970-74	4.1L 250cid	
1975-76		4.1L 250cid		102034
1977-82		4.1L 250cid		102035
1992-94		4.3L 262cid		102052
1995		4.3L 262cid	W/indicator on timing cover	102052
1996-04		4.3L 262cid		102156
2005		4.3L 4294cc		102156
1977-78		5.0L 305cid		102036
1979-87		5.0L 305cid	Small Block 6.5 inch O.D.	102069
1970-73		5.0L 307cid	Aftermarket Heavy Duty	102076
1970-73		5.0L 307cid	OE Replacement	102044
1970-72		5.7L 350cid	Aftermarket Heavy Duty; Heavy Duty Engine	102043
1970-72		5.7L 350cid	OE Replacement; Heavy Duty Engine	102042
1973-76		5.7L 350cid	Aftermarket Heavy Duty	102043
1973-76		5.7L 350cid	Small Block 8 inch O.D.	102042
1977		5.7L 350cid		102036
1978-81		5.7L 350cid	Gas Engine	102036
1982-86		5.7L 350cid		102036
1987-91		5.7L 350cid	Aftermarket Heavy Duty	102043
1987-91		5.7L 350cid	Small Block 8 inch O.D.	102042
1982-91		6.2L 379cid	Diesel Engine	102059
1989-91		6.2L 379cid	Crankshaft Pulley Only; Bolts to part numbers 102051, 102059	102106●
1975-79		6.6L 400cid	Aftermarket Heavy Duty External balance	102046

● Engine Crankshaft Pulley ** Engine Crankshaft Hub

MODEL	YEAR	ENGINE	ADDITIONAL	PART NUMBER
GMC				
Jimmy (Cont'd)	1975-79	6.6L 400cid	External balance	102045
	1973	7.4L 454cid	Aftermarket Heavy Duty	102050
	1973	7.4L 454cid	Big Block 8 inch O.D.	102049
	1976	7.4L 454cid	Aftermarket Heavy Duty	102050
	1976	7.4L 454cid	Big Block 8 inch O.D.	102049
K15	1975-76	4.1L 250cid		102034
	1977-78	4.1L 250cid		102035
	1975-76	4.8L 292cid		102070
	1976	5.0L 305cid	Aftermarket Heavy Duty	102077
	1976	5.0L 305cid	OE Replacement	102075
	1977-78	5.0L 305cid	Small Block 6.5 inch O.D.	102069
	1975-77	5.7L 350cid	Aftermarket Heavy Duty	102043
	1975-77	5.7L 350cid	Small Block 8 inch O.D.	102042
	1978	5.7L 350cid	Gas Engine	102036
	1975-78	6.6L 400cid	Aftermarket Heavy Duty External balance	102046
	1975-78	6.6L 400cid	External balance	102045
	1976	7.4L 454cid	Aftermarket Heavy Duty	102050
	1976	7.4L 454cid	Big Block 8 inch O.D.	102049
	K15 Suburban	1975-76	4.1L 250cid	
1977-78		4.1L 250cid		102035
1977-78		5.0L 305cid		102036
1975-77		5.7L 350cid	Aftermarket Heavy Duty	102043
1975-77		5.7L 350cid	Small Block 8 inch O.D.	102042
1978		5.7L 350cid	Gas Engine	102036
1975-78		6.6L 400cid	Aftermarket Heavy Duty External balance	102046
1975-78		6.6L 400cid	External balance	102045
K15/K1500 Pickup	1966-74	4.1L 250cid		102040
	1967	4.6L 283cid		102041
	1968	5.0L 307cid		102041
	1969-70	5.0L 307cid	Aftermarket Heavy Duty	102076
	1969-70	5.0L 307cid	OE Replacement	102044
	1969	5.7L 350cid	4BBL; Aftermarket Heavy Duty; Heavy Duty Engine	102043
	1969	5.7L 350cid	4BBL; Aftermarket Heavy Duty; Standard Duty Engine	102077
	1969	5.7L 350cid	4BBL; OE Replacement; Heavy Duty Engine	102042
	1969	5.7L 350cid	4BBL; OE Replacement; Standard Duty Engine	102075
	1969-70	5.7L 350cid	2BBL; Aftermarket Heavy Duty	102077
	1969-70	5.7L 350cid	2BBL; OE Replacement	102075
	1970	5.7L 350cid	4BBL; Aftermarket Heavy Duty	102043
	1970	5.7L 350cid	4BBL; OE Replacement	102042
	1971-72	5.7L 350cid	4WD; Aftermarket Heavy Duty	102043
	1971-72	5.7L 350cid	4WD; OE Replacement	102042
	1971-72	5.7L 350cid	Aftermarket Heavy Duty	102077

● Engine Crankshaft Pulley ** Engine Crankshaft Hub

MODEL	YEAR	ENGINE	ADDITIONAL	PART NUMBER
GMC				
K15/K1500 Pickup (Cont'd)	1971-72	5.7L 350cid	OE Replacement	102075
	1973-74	5.7L 350cid	Aftermarket Heavy Duty	102043
	1973-74	5.7L 350cid	Small Block 8 inch O.D.	102042
	1968-69	6.5L 396cid		102039
K15/K1500 Suburban	1968-74	4.1L 250cid		102040
	1968	5.0L 307cid		102041
	1970-73	5.0L 307cid	Aftermarket Heavy Duty	102076
	1970-73	5.0L 307cid	OE Replacement	102044
	1973-74	5.7L 350cid	Aftermarket Heavy Duty	102043
	1973-74	5.7L 350cid	Small Block 8 inch O.D.	102042
	1968	6.5L 396cid		102039
	1970-72	6.6L 402cid		102039
K1500	1979-84	4.1L 250cid		102035
	1985-86	4.3L 262cid		102060
	1988-93	4.3L 262cid		102052
	1979-80	4.8L 292cid		102070
	1979	5.0L 305cid	Small Block 6.5 inch O.D.	102069
	1981-86	5.0L 305cid	Small Block 6.5 inch O.D.	102069
	1988-95	5.0L 305cid	Aftermarket Heavy Duty	102077
	1988-95	5.0L 305cid	Small Block 6.75 inch O.D.	102075
	1979-81	5.7L 350cid	Gas Engine	102036
	1982-86	5.7L 350cid		102036
	1988-95	5.7L 350cid	Aftermarket Heavy Duty	102043
	1988-95	5.7L 350cid	Small Block 8 inch O.D.	102042
	1996-99	5.7L 350cid		102053
	1982-86	6.2L 379cid	Diesel Engine	102059
	1988-93	6.2L 379cid	Diesel Engine	102059
	1988-93	6.2L 379cid	Crankshaft Pulley Only; Bolts to part numbers 102051, 102059	102106●
	1994-98	6.5L 395cid	Diesel Engine	102051
	1994-98	6.5L 395cid	Crankshaft Pulley Only; Bolts to part numbers 102051, 102059	102106●
	1979-80	6.6L 400cid	Aftermarket Heavy Duty External balance	102046
	1979-80	6.6L 400cid	External balance	102045
	1979-80	7.4L 454cid	Aftermarket Heavy Duty	102050
1979-80	7.4L 454cid	Big Block 8 inch O.D.	102049	
K1500 Suburban	1979-80	4.1L 250cid		102035
	1979	5.0L 305cid	Small Block 6.5 inch O.D.	102069
	1982-85	5.0L 305cid	Small Block 6.5 inch O.D.	102069
	1979-81	5.7L 350cid	Gas Engine	102036
	1982-86	5.7L 350cid		102036
	1992-95	5.7L 350cid	Aftermarket Heavy Duty	102043
	1992-95	5.7L 350cid	Small Block 8 inch O.D.	102042
	1996-99	5.7L 350cid		102053

● Engine Crankshaft Pulley ** Engine Crankshaft Hub

MODEL	YEAR	ENGINE	ADDITIONAL	PART NUMBER
GMC				
K1500 Suburban (Cont'd)	1982-86	6.2L 379cid	Diesel Engine	102059
	1995-99	6.5L 395cid	Diesel Engine	102051
	1995-99	6.5L 395cid	Crankshaft Pulley Only; Bolts to part numbers 102051, 102059	102106●
	1979	6.6L 400cid	External balance	102045
	1979-80	6.6L 400cid	Aftermarket Heavy Duty External balance	102046
K25	1975-76	4.1L 250cid		102034
	1978	4.1L 250cid		102035
	1975-78	4.8L 292cid		102070
	1977-78	5.0L 305cid	Small Block 6.5 inch O.D.	102069
	1975-77	5.7L 350cid	Aftermarket Heavy Duty	102043
	1975-77	5.7L 350cid	Small Block 8 inch O.D.	102042
	1978	5.7L 350cid	Gas Engine	102036
	1975-78	6.6L 400cid	Aftermarket Heavy Duty External balance	102046
	1975-78	6.6L 400cid	External balance	102045
	1976-78	7.4L 454cid	Aftermarket Heavy Duty	102050
	1976-78	7.4L 454cid	Big Block 8 inch O.D.	102049
	K25 Suburban	1975-78	4.8L 292cid	
1977-78		5.0L 305cid		102036
1975-77		5.7L 350cid	Aftermarket Heavy Duty	102043
1975-77		5.7L 350cid	Small Block 8 inch O.D.	102042
1978		5.7L 350cid	Gas Engine	102036
1975-78		6.6L 400cid	Aftermarket Heavy Duty External balance	102046
1975-78		6.6L 400cid	External balance	102045
1976-77		7.4L 454cid	Aftermarket Heavy Duty	102050
1976-77		7.4L 454cid	Big Block 8 inch O.D.	102049
K25/K2500 Pickup	1967-74	4.1L 250cid		102040
	1967	4.6L 283cid		102041
	1968	5.0L 307cid		102041
	1969-70	5.0L 307cid	Aftermarket Heavy Duty	102076
	1969-70	5.0L 307cid	OE Replacement	102044
	1969	5.7L 350cid	4BBL; Aftermarket Heavy Duty; Heavy Duty Engine	102043
	1969	5.7L 350cid	4BBL; Aftermarket Heavy Duty; Standard Duty Engine	102077
	1969	5.7L 350cid	4BBL; OE Replacement; Heavy Duty Engine	102042
	1969	5.7L 350cid	4BBL; OE Replacement; Standard Duty Engine	102075
	1969-70	5.7L 350cid	2BBL; Aftermarket Heavy Duty	102077
	1969-70	5.7L 350cid	2BBL; OE Replacement	102075
	1970	5.7L 350cid	4BBL; Aftermarket Heavy Duty	102043
	1970	5.7L 350cid	4BBL; OE Replacement	102042
	1971-72	5.7L 350cid	4WD; Aftermarket Heavy Duty	102043
	1971-72	5.7L 350cid	4WD; OE Replacement	102042
	1971-72	5.7L 350cid	Aftermarket Heavy Duty	102077
	1971-72	5.7L 350cid	OE Replacement	102075

● Engine Crankshaft Pulley ** Engine Crankshaft Hub

MODEL	YEAR	ENGINE	ADDITIONAL	PART NUMBER
GMC				
K25/K2500 Pickup (Cont'd)	1973-74	5.7L 350cid	Aftermarket Heavy Duty	102043
	1973-74	5.7L 350cid	Small Block 8 inch O.D.	102042
	1968-69	6.5L 396cid		102039
	1973-74	7.4L 454cid	Aftermarket Heavy Duty	102050
	1973-74	7.4L 454cid	Big Block 8 inch O.D.	102049
K25/K2500 Suburban	1968-74	4.1L 250cid		102040
	1968	5.0L 307cid		102041
	1969-73	5.0L 307cid	Aftermarket Heavy Duty	102076
	1969-73	5.0L 307cid	OE Replacement	102044
	1973-74	5.7L 350cid	Aftermarket Heavy Duty	102043
	1973-74	5.7L 350cid	Small Block 8 inch O.D.	102042
	1968	6.5L 396cid		102039
	1974	7.4L 454cid	Aftermarket Heavy Duty	102050
K2500	1974	7.4L 454cid	Big Block 8 inch O.D.	102049
	1980	4.1L 250cid		102035
	1985	4.3L 262cid		102060
	1988-93	4.3L 262cid		102052
	1979-86	4.8L 292cid		102070
	1988-95	5.0L 305cid	Aftermarket Heavy Duty	102077
	1988-95	5.0L 305cid	Small Block 6.75 inch O.D.	102075
	1979-81	5.7L 350cid	Gas Engine	102036
	1982-86	5.7L 350cid		102036
	1988-95	5.7L 350cid	Aftermarket Heavy Duty	102043
	1988-95	5.7L 350cid	Small Block 8 inch O.D.	102042
	1996-00	5.7L 350cid		102053
	1982-86	6.2L 379cid	Diesel Engine	102059
	1988-93	6.2L 379cid	Diesel Engine	102059
	1988-93	6.2L 379cid	Crankshaft Pulley Only; Bolts to part numbers 102051, 102059	102106●
	1992-93	6.5L 395cid	Diesel Engine	102059
	1992-99	6.5L 395cid	Crankshaft Pulley Only; Bolts to part numbers 102051, 102059	102106●
	1994-00	6.5L 395cid	Diesel Engine	102051
	1979-80	6.6L 400cid	Aftermarket Heavy Duty External balance	102046
	1979-80	6.6L 400cid	External balance	102045
1991-93	7.4L 454cid		102047	
K2500 Suburban	1979-82	4.8L 292cid		102070
	1984	4.8L 292cid		102070
	1979-81	5.7L 350cid	Gas Engine	102036
	1982-86	5.7L 350cid		102036
	1992-95	5.7L 350cid	Aftermarket Heavy Duty	102043
	1992-95	5.7L 350cid	Small Block 8 inch O.D.	102042
	1996-99	5.7L 350cid		102053
	1982-86	6.2L 379cid	Diesel Engine	102059

● Engine Crankshaft Pulley ** Engine Crankshaft Hub

MODEL	YEAR	ENGINE	ADDITIONAL	PART NUMBER
GMC				
K2500 Suburban (Cont'd)	1994-99	6.5L 395cid	Diesel Engine	102051
	1994-99	6.5L 395cid	Crankshaft Pulley Only; Bolts to part numbers 102051, 102059	102106●
	1979-80	6.6L 400cid	Aftermarket Heavy Duty External balance	102046
	1979-80	6.6L 400cid	External balance	102045
	1992-93	7.4L 454cid		102047
K35	1977-78	4.8L 292cid		102070
	1977	5.7L 350cid	Aftermarket Heavy Duty	102043
	1977	5.7L 350cid	Small Block 8 inch O.D.	102042
	1978	5.7L 350cid	Gas Engine	102036
	1977-78	6.6L 400cid	Aftermarket Heavy Duty External balance	102046
	1977-78	6.6L 400cid	External balance	102045
K35/K3500 Pickup	1968-74	4.1L 250cid		102040
	1968	5.0L 307cid		102041
	1969-73	5.0L 307cid	Aftermarket Heavy Duty	102076
	1969-73	5.0L 307cid	OE Replacement	102044
	1969	5.7L 350cid	4BBL; Aftermarket Heavy Duty; Heavy Duty Engine	102043
	1969	5.7L 350cid	4BBL; Aftermarket Heavy Duty; Standard Duty Engine	102077
	1969	5.7L 350cid	4BBL; OE Replacement; Heavy Duty Engine	102042
	1969	5.7L 350cid	4BBL; OE Replacement; Standard Duty Engine	102075
	1969-70	5.7L 350cid	2BBL; Aftermarket Heavy Duty	102077
	1969-70	5.7L 350cid	2BBL; OE Replacement	102075
	1970	5.7L 350cid	4BBL; Aftermarket Heavy Duty	102043
	1970	5.7L 350cid	4BBL; OE Replacement	102042
	1971-72	5.7L 350cid	4WD; Aftermarket Heavy Duty	102043
	1971-72	5.7L 350cid	4WD; OE Replacement	102042
	1971-72	5.7L 350cid	Aftermarket Heavy Duty	102077
	1971-72	5.7L 350cid	OE Replacement	102075
	1973-74	5.7L 350cid	Aftermarket Heavy Duty	102043
	1973-74	5.7L 350cid	Small Block 8 inch O.D.	102042
	1968-69	6.5L 396cid		102039
	1970-71	6.6L 402cid		102039
1973-74	7.4L 454cid	Aftermarket Heavy Duty	102050	
1973-74	7.4L 454cid	Big Block 8 inch O.D.	102049	
K3500	1979-86	4.8L 292cid		102070
	1979-81	5.7L 350cid	Gas Engine	102036
	1982-86	5.7L 350cid		102036
	1988-95	5.7L 350cid	Aftermarket Heavy Duty	102043
	1988-95	5.7L 350cid	Small Block 8 inch O.D.	102042
	1997-00	5.7L 350cid		102053
	1982-86	6.2L 379cid	Diesel Engine	102059
	1988-93	6.2L 379cid	Diesel Engine	102059
	1988-93	6.2L 379cid	Crankshaft Pulley Only; Bolts to part numbers 102051, 102059	102106●

● Engine Crankshaft Pulley ** Engine Crankshaft Hub

MODEL	YEAR	ENGINE	ADDITIONAL	PART NUMBER
GMC				
K3500 (Cont'd)	1992-93	6.5L 395cid	Diesel Engine	102059
	1992-99	6.5L 395cid	Crankshaft Pulley Only; Bolts to part numbers 102051, 102059	102106●
	1994-00	6.5L 395cid	Diesel Engine	102051
	1979-80	6.6L 400cid	Aftermarket Heavy Duty External balance	102046
	1979-80	6.6L 400cid	External balance	102045
	1979-86	7.4L 454cid	Aftermarket Heavy Duty	102050
	1979-86	7.4L 454cid	Big Block 8 inch O.D.	102049
	1988-90	7.4L 454cid	Aftermarket Heavy Duty	102050
	1988-90	7.4L 454cid	Big Block 8 inch O.D.	102049
1991-93	7.4L 454cid		102047	
P15	1975-78	4.8L 292cid		102070
P15/P1500 Van	1968-69	3.8L 230cid		102040
	1968-74	4.1L 250cid		102040
	1970-73	5.0L 307cid	Aftermarket Heavy Duty	102076
	1970-73	5.0L 307cid	OE Replacement	102044
	1971-72	6.6L 400cid	Aftermarket Heavy Duty External balance	102046
P1500	1979-80	4.8L 292cid		102070
P25	1975-78	4.8L 292cid		102070
	1975-76	5.7L 350cid	Aftermarket Heavy Duty	102043
	1975-76	5.7L 350cid	Small Block 8 inch O.D.	102042
	1977-78	5.7L 350cid		102036
P25/P2500 Van	1967	4.1L 250cid		102040
	1970	4.1L 250cid		102040
	1972-74	4.1L 250cid		102040
	1968	5.0L 307cid		102041
	1969-73	5.0L 307cid	Aftermarket Heavy Duty	102076
	1969-73	5.0L 307cid	OE Replacement	102044
	1970-74	5.7L 350cid	Aftermarket Heavy Duty	102043
	1970-74	5.7L 350cid	Small Block 8 inch O.D.	102042
	1971-72	6.6L 400cid	Aftermarket Heavy Duty External balance	102046
P2500	1979-87	4.8L 292cid		102070
	1989	4.8L 292cid		102070
	1979-86	5.7L 350cid		102036
	1987-89	5.7L 350cid	Aftermarket Heavy Duty	102043
	1987-89	5.7L 350cid	Small Block 8 inch O.D.	102042
	1982-89	6.2L 379cid	Diesel Engine	102059
	1975-78	4.8L 292cid		102070
P35	1975-76	5.7L 350cid	Aftermarket Heavy Duty	102043
	1975-76	5.7L 350cid	Small Block 8 inch O.D.	102042
	1977-78	5.7L 350cid		102036
	1975-78	7.4L 454cid	Aftermarket Heavy Duty	102050
	1975-78	7.4L 454cid	Big Block 8 inch O.D.	102049

● Engine Crankshaft Pulley ** Engine Crankshaft Hub

MODEL	YEAR	ENGINE	ADDITIONAL	PART NUMBER
GMC				
P35/P3500 Van	1967	4.1L 250cid		102040
	1970-74	4.1L 250cid		102040
	1968	5.0L 307cid		102041
	1969-73	5.0L 307cid	Aftermarket Heavy Duty	102076
	1969-73	5.0L 307cid	OE Replacement	102044
	1970-74	5.7L 350cid	Aftermarket Heavy Duty	102043
	1970-74	5.7L 350cid	Small Block 8 inch O.D.	102042
	1971-72	6.6L 400cid	Aftermarket Heavy Duty External balance	102046
	1973-74	7.4L 454cid	Aftermarket Heavy Duty	102050
	1973-74	7.4L 454cid	Big Block 8 inch O.D.	102049
P3500	1990-93	4.3L 262cid		102052
	1979-89	4.8L 292cid		102070
	1979-86	5.7L 350cid		102036
	1987-93	5.7L 350cid	Aftermarket Heavy Duty	102043
	1987-93	5.7L 350cid	Small Block 8 inch O.D.	102042
	1982-93	6.2L 379cid	Diesel Engine	102059
	1994-96	6.5L 395cid	Crankshaft Pulley Only; Bolts to part numbers 102051, 102059	102106●
	1979-90	7.4L 454cid	Aftermarket Heavy Duty	102050
	1979-90	7.4L 454cid	Big Block 8 inch O.D.	102049
	1991-93	7.4L 454cid		102047
R1500	1987	4.3L 262cid		102060
	1987	5.0L 305cid	Small Block 6.5 inch O.D.	102069
	1987	5.7L 350cid	Aftermarket Heavy Duty	102043
	1987	5.7L 350cid	Small Block 8 inch O.D.	102042
	1987	6.2L 379cid	Diesel Engine	102059
R1500 Suburban	1987	5.0L 305cid	Small Block 6.5 inch O.D.	102069
	1987-91	5.7L 350cid	Aftermarket Heavy Duty	102043
	1987-91	5.7L 350cid	Small Block 8 inch O.D.	102042
	1987-91	6.2L 379cid	Diesel Engine	102059
	1988-91	6.2L 379cid	Crankshaft Pulley Only; Bolts to part numbers 102051, 102059	102106●
R2500	1987	4.3L 262cid		102060
	1987-88	4.8L 292cid		102070
	1987	5.0L 305cid	Small Block 6.5 inch O.D.	102069
	1987-89	5.7L 350cid	Aftermarket Heavy Duty	102043
	1987-89	5.7L 350cid	Small Block 8 inch O.D.	102042
	1987-89	6.2L 379cid	Diesel Engine	102059
	1988-89	6.2L 379cid	Crankshaft Pulley Only; Bolts to part numbers 102051, 102059	102106●
	1987-89	7.4L 454cid	Aftermarket Heavy Duty	102050
	1987-89	7.4L 454cid	Big Block 8 inch O.D.	102049

● Engine Crankshaft Pulley ** Engine Crankshaft Hub

MODEL	YEAR	ENGINE	ADDITIONAL	PART NUMBER
GMC				
R2500 Suburban	1987-91	5.7L 350cid	Aftermarket Heavy Duty	102043
	1987-91	5.7L 350cid	Small Block 8 inch O.D.	102042
	1987-91	6.2L 379cid	Diesel Engine	102059
	1988-91	6.2L 379cid	Crankshaft Pulley Only; Bolts to part numbers 102051, 102059	102106●
	1987-90	7.4L 454cid	Aftermarket Heavy Duty	102050
	1987-90	7.4L 454cid	Big Block 8 inch O.D.	102049
	1991	7.4L 454cid		102047
R3500	1987-88	4.8L 292cid		102070
	1987-91	5.7L 350cid	Aftermarket Heavy Duty	102043
	1987-91	5.7L 350cid	Small Block 8 inch O.D.	102042
	1987-91	6.2L 379cid	Diesel Engine	102059
	1988-91	6.2L 379cid	Crankshaft Pulley Only; Bolts to part numbers 102051, 102059	102106●
	1987-90	7.4L 454cid	Aftermarket Heavy Duty	102050
	1987-90	7.4L 454cid	Big Block 8 inch O.D.	102049
S15	1985-90	2.5L 151cid		102193**
	1987-90	2.5L 151cid	Crankshaft Pulley Only	102192●
	1982-87	2.8L 173cid		102062
	1988-90	2.8L 173cid		102063
	1988-90	4.3L 262cid		102052
S15 Jimmy	1985-88	2.5L 151cid		102193**
	1987-88	2.5L 151cid	Crankshaft Pulley Only	102192●
	1983-87	2.8L 173cid		102062
	1988-89	2.8L 173cid		102063
	1988-91	4.3L 262cid		102052
Safari	1985-90	2.5L 151cid	RWD	102193**
	1987-90	2.5L 151cid	Crankshaft Pulley Only; RWD	102192●
	1985-95	4.3L 262cid		102052
	1996-05	4.3L 262cid		102156
Savana 1500	1996-05	4.3L 262cid		102156
Savana 2500	1996-05	4.3L 262cid		102156
	2003-06	4.8L 294cid		102171
	2003-05	5.3L 323cid	RWD	102171
	1996-02	5.7L 350cid		102053
	2003-06	6.0L 364cid		102171
	1996-02	6.5L 395cid	Diesel Engine	102051
	1996-02	6.5L 395cid	Crankshaft Pulley Only; Bolts to part numbers 102051, 102059	102106●
Savana 3500	2006	4.8L 294cid		102171
	1996	5.7L 350cid	Aftermarket Heavy Duty	102043
	1996-02	5.7L 350cid		102053
	2003-06	6.0L 364cid		102171

● Engine Crankshaft Pulley ** Engine Crankshaft Hub

MODEL	YEAR	ENGINE	ADDITIONAL	PART NUMBER
GMC				
Savana 3500 (Cont'd)	1996-02	6.5L 395cid	Diesel Engine	102051
	1996-02	6.5L 395cid	Crankshaft Pulley Only; Bolts to part numbers 102051, 102059	102106●
Sierra 1500	1999-06	4.3L 262cid		102156
	1999-06	4.8L 294cid		102171
	1999-05	5.3L 323cid	RWD	102171
	2006	5.3L 325cid	RWD	102171
	2006	6.0L 364cid		102171
Sierra 2500	1999-00	5.3L 323cid	RWD	102171
	1999-04	6.0L 364cid		102171
Sierra 2500 HD	2001-06	6.0L 364cid		102171
Sierra 3500	2001-06	6.0L 364cid		102171
Sonoma	1994-03	2.2L 134cid	Crankshaft Pulley Only	102194●
	1994-03	2.2L 134cid		102195**
	1991-93	2.5L 151cid	RWD	102193**
	1991-93	2.5L 151cid	Crankshaft Pulley Only; RWD	102192●
	1991-93	2.8L 173cid		102063
	1991-94	4.3L 262cid		102052
	1995	4.3L 262cid	W/indicator on timing cover	102052
	1996-04	4.3L 262cid		102156
Sprint	1971-72	4.1L 250cid		102040
	1975-76	4.1L 250cid		102034
	1977	4.1L 250cid		102035
	1976	5.0L 305cid	Aftermarket Heavy Duty	102077
	1976	5.0L 305cid	Small Block 6.75 inch O.D.	102075
	1977	5.0L 305cid	Small Block 6.5 inch O.D.	102069
	1971-73	5.0L 307cid	Aftermarket Heavy Duty	102076
	1971-73	5.0L 307cid	OE Replacement	102044
	1971-76	5.7L 350cid	Aftermarket Heavy Duty	102077
	1971-76	5.7L 350cid	Small Block 6.75 inch O.D.	102075
	1977	5.7L 350cid	Small Block 6.5 inch O.D.	102069
	1971-76	6.6L 400cid	Aftermarket Heavy Duty External balance	102046
	1974-76	6.6L 400cid	External balance	102045
	1971-72	6.6L 402cid		102039
	1973	7.4L 454cid	Automatic Transmission; Aftermarket Heavy Duty	102050
	1973	7.4L 454cid	Automatic Transmission; Big Block 8 inch O.D.	102049
	1974-75	7.4L 454cid	Aftermarket Heavy Duty	102050
	1974-75	7.4L 454cid	Big Block 8 inch O.D.	102049
Suburban	1966-67	4.1L 250cid		102040
	1967	4.6L 283cid		102041
Typhoon	1992-93	4.3L 262cid		102052

● Engine Crankshaft Pulley ** Engine Crankshaft Hub

MODEL	YEAR	ENGINE	ADDITIONAL	PART NUMBER
GMC				
V1500	1987	4.3L 262cid		102060
	1987	5.0L 305cid	Small Block 6.5 inch O.D.	102069
	1987	5.7L 350cid	Aftermarket Heavy Duty	102043
	1987	5.7L 350cid	Small Block 8 inch O.D.	102042
	1987	6.2L 379cid	Diesel Engine	102059
V1500 Suburban	1987-91	5.7L 350cid	Aftermarket Heavy Duty	102043
	1987-91	5.7L 350cid	Small Block 8 inch O.D.	102042
	1987-91	6.2L 379cid	Diesel Engine	102059
	1988-91	6.2L 379cid	Crankshaft Pulley Only; Bolts to part numbers 102051, 102059	102106●
V2500	1987	4.8L 292cid		102070
	1987	5.7L 350cid	Aftermarket Heavy Duty	102043
	1987	5.7L 350cid	Small Block 8 inch O.D.	102042
	1987	6.2L 379cid	Diesel Engine	102059
V2500 Suburban	1987-91	5.7L 350cid	Aftermarket Heavy Duty	102043
	1987-91	5.7L 350cid	Small Block 8 inch O.D.	102042
	1987-91	6.2L 379cid	Diesel Engine	102059
	1988-91	6.2L 379cid	Crankshaft Pulley Only; Bolts to part numbers 102051, 102059	102106●
V3500	1987-88	4.8L 292cid		102070
	1987-91	5.7L 350cid	Aftermarket Heavy Duty	102043
	1987-91	5.7L 350cid	Small Block 8 inch O.D.	102042
	1987-91	6.2L 379cid	Diesel Engine	102059
	1988-91	6.2L 379cid	Crankshaft Pulley Only; Bolts to part numbers 102051, 102059	102106●
	1987-90	7.4L 454cid	Aftermarket Heavy Duty	102050
	1987-90	7.4L 454cid	Big Block 8 inch O.D.	102049
	1991	7.4L 454cid		102047
Yukon	1992-95	5.7L 350cid	Aftermarket Heavy Duty	102043
	1992-95	5.7L 350cid	Small Block 8 inch O.D.	102042
	1996-99	5.7L 350cid		102053
	1994-95	6.5L 395cid	Diesel Engine	102051
	1994-97	6.5L 395cid	Crankshaft Pulley Only; Bolts to part numbers 102051, 102059	102106●
	1997	6.5L 395cid	Diesel Engine	102051
HONDA				
Accord	1990-93	2.2L 2156cc	Exc. VTEC	102096
	1994-97	2.2L 2156cc		102095
	1998-00	2.3L 2254cc		102162
	2001-02	2.3L 2254cc	Manual Transmission	102162
	2003-05	2.4L 2354cc	Japan Built	102283
	2003-05	2.4L 2354cc	USA Built	102282
Civic	1992-95	1.5L 1493cc		102197
	1992-95	1.5L 1493cc	DX; Automatic Transmission	102176
	1992-95	1.5L 1493cc	LX; Manual Transmission	102176
	1992-93	1.6L 1590cc	EX; Automatic Transmission	102176

● Engine Crankshaft Pulley ** Engine Crankshaft Hub

MODEL	YEAR	ENGINE	ADDITIONAL	PART NUMBER
HONDA				
Civic (Cont'd)	1996-00	1.6L 1590cc		102280
	1999-00	1.6L 1595cc		102280
	2001	1.7L 1668cc	SOHC Eng.	102167
	2005	1.7L 1668cc	SOHC Eng.	102167
	2002-04	1.7L 1700cc	SOHC Eng.	102167
	2002-05	2.0L 1998cc		102283
Civic del Sol	1993-95	1.5L 1493cc	S	102176
	1993	1.6L 1590cc	Si	102176
	1996-97	1.6L 1590cc		102280
	1996-97	1.6L 1595cc		102280
Prelude	1992-96	2.2L 2156cc	Exc. VTEC	102096
	1992-96	2.3L 2259cc	Exc. VTEC	102096
HONDA TRUCK				
CR-V	2002-06	2.4L 2354cc		102283
Element	2003-06	2.4L 2354cc		102283
Odyssey	1995-97	2.2L 2156cc		102095
	1998	2.3L 2234cc		102162
Passport	1994-95	3.2L 3165cc	Triple Pulley	102142
	1998-02	3.2L 3165cc		102247
HUMMER TRUCK				
H2	2003-06	6.0L 364cid		102171
HYUNDAI				
Accent	1995-99	1.5L 1495cc	SOHC Eng.	102080
	1996-97	1.5L 1495cc	DOHC Eng.	102152
	2001-05	1.6L 1600cc		102152
Azera	2006-08	3.8L 3778cc		102222
Elantra	1992-95	1.6L 1596cc		102208
	1996-98	1.8L 1795cc		102208
	1993-95	1.8L 1836cc		102082
	1999-00	2.0L 1975cc		102208
	2001-06	2.0L 1975cc		102218
Excel	1990-94	1.5L 1468cc		102081
Scoupe	1991-92	1.5L 1468cc		102081
	1993	1.5L 1495cc	J in 8th position of VIN; Naturally Aspirated; Double serpentine w/2 sets of 4 grooves	102079
	1993	1.5L 1495cc	J in 8th position of VIN; Naturally Aspirated; Single set of 4 serpentine grooves	102081
	1993	1.5L 1495cc	Through 11/15/1992	102111
	1994-95	1.5L 1495cc		102080
Sonata	1992-98	2.0L 1997cc		102082
	1989-91	2.4L 2351cc		102214
	2001	2.5L 2493cc		102227

● Engine Crankshaft Pulley ** Engine Crankshaft Hub

MODEL	YEAR	ENGINE	ADDITIONAL	PART NUMBER
HYUNDAI				
Sonata (Cont'd)	2002-05	2.7L 2656cc		102227
	1990-98	3.0L 2972cc		102083
Tiburon	1997	1.8L 1795cc		102208
	1997	2.0L 1975cc		102208
	2003-05	2.0L 1975cc		102218
	2007-08	2.0L 1975cc		102219
	1998-01	2.0L 1997cc		102208
	2003-08	2.7L 2656cc		102227
XG300	2001	3.0L 2972cc		102221
XG350	2002-05	3.5L 3500cc		102213
HYUNDAI TRUCK				
Entourage	2007-08	3.8L 3778cc		102222
Santa Fe	2002-06	2.7L 2656cc		102227
	2006	3.5L 3467cc		102213
	2003-05	3.5L 3500cc		102213
Tucson	2005	2.0L 1975cc		102218
	2006-08	2.0L 1975cc		102219
	2005-08	2.7L 2656cc		102227
Veracruz	2007-08	3.8L 3778cc		102222
INFINITI				
I30	1996-01	3.0L 2988cc		102163
INFINITI TRUCK				
QX4	1997-00	3.3L 3275cc		102177
ISUZU TRUCK				
Ascender	2003-05	5.3L 323cid	RWD	102171
	2006	5.3L 325cid	RWD	102171
Hombre	1996-00	2.2L 2180cc	Crankshaft Pulley Only	102194●
	1996-00	2.2L 2180cc		102195**
	2000	4.3L 262cid		102156
	1997-99	4.3L 4294cc		102156
Oasis	1996-97	2.2L 2156cc		102095
	1999	2.3L 2234cc		102162
	1998	2.3L 2254cc		102162
Pickup	1991-94	3.1L 3137cc		102063
Rodeo	1991-92	3.1L 3137cc		102063
	1993-97	3.2L 3165cc	Triple Pulley	102142
	1998-00	3.2L 3165cc		102247
Trooper	1989-91	2.8L 2827cc		102063
	1992-97	3.2L 3165cc		102247
	1998-02	3.5L 3475cc		102247

● Engine Crankshaft Pulley ** Engine Crankshaft Hub

MODEL	YEAR	ENGINE	ADDITIONAL	PART NUMBER
JEEP				
CJ5	1975-78	3.8L 232cid	Ring thickness is 1.25 inches	102007
	1975-80	4.2L 258cid	Ring thickness is 1.25 inches	102007
CJ6	1975	3.8L 232cid	Ring thickness is 1.25 inches	102007
	1975	4.2L 258cid	Ring thickness is 1.25 inches	102007
CJ7	1983	2.5L 150cid	Serpentine Belt	102002
	1984-86	2.5L 150cid	Flat belt	102002
	1976-78	3.8L 232cid	Ring thickness is 1.25 inches	102007
	1976-80	4.2L 258cid	Ring thickness is 1.25 inches	102007
Cherokee	1984-90	2.5L 150cid	Flat belt	102002
	1984	2.8L 173cid	Manual Transmission	102062
	1985-86	2.8L 173cid		102062
	1987-01	4.0L 242cid		102005
	1975-80	4.2L 258cid	Ring thickness is 1.25 inches	102007
	1974-83	5.9L 360cid		102001
Comanche	1986-90	2.5L 150cid	Flat belt	102002
	1986	2.8L 173cid		102062
	1987-92	4.0L 242cid		102005
Grand Cherokee	2005-06	3.7L 226cid		102166
	1993-00	4.0L 242cid		102005
	2002-04	4.7L 285cid	N in 8th position of VIN; Exc. High Output	102166
	2005-06	4.7L 285cid		102166
	1999-01	4.7L 287cid		102166
Grand Wagoneer	1984-91	5.9L 360cid		102001
J-2500	1973	5.9L 360cid		102001
J-2600	1973	5.9L 360cid		102001
J10	1975-80	4.2L 258cid	Ring thickness is 1.25 inches	102007
	1974-88	5.9L 360cid		102001
J20	1976	4.2L 258cid	Ring thickness is 1.25 inches	102007
	1974-88	5.9L 360cid		102001
Liberty	2003-05	3.7L 226cid		102166
Wagoneer	1984-87	2.5L 150cid	Flat belt	102002
	1984	2.8L 173cid	Manual Transmission	102062
	1985-86	2.8L 173cid		102062
	1987-90	4.0L 242cid		102005
	1980	4.2L 258cid	Ring thickness is 1.25 inches	102007
	1973-83	5.9L 360cid		102001
Wrangler	1987-90	2.5L 150cid	Flat belt	102002
	1991-95	4.0L 242cid		102005
	1997-00	4.0L 242cid		102005

● Engine Crankshaft Pulley ** Engine Crankshaft Hub

MODEL	YEAR	ENGINE	ADDITIONAL	PART NUMBER
KIA				
Amanti	2004-06	3.5L 3497cc		102213
	2007-08	3.8L 3778cc		102222
Optima	2001	2.5L 2500cc		102227
	2002-06	2.7L 2656cc		102227
Rio	2001-02	1.5L 1493cc		102217
	2003-04	1.6L 1594cc		102217
	2005	1.6L 1594cc		102220
Sephia	1999-01	1.8L 1793cc		102216
Spectra	2000-04	1.8L 1793cc		102216
	2004-08	2.0L 1975cc		102219
Spectra5	2005-08	2.0L 1975cc		102219
KIA TRUCK				
Sedona	2002-05	3.5L 3497cc		102213
	2006-08	3.8L 3778cc		102222
Sorento	2006	3.5L 3497cc		102222
	2007-08	3.8L 3778cc		102222
Sportage	2005-08	2.0L 1975cc		102219
	1995-01	2.0L 1998cc		102215
	2002	2.0L 1998cc		102223
	2005-08	2.7L 2656cc		102227
LEXUS				
ES300	1992-93	3.0L 2959cc		102230
	1996-98	3.0L 2959cc		102133
	1994-95	3.0L 2995cc		102133
	1999-03	3.0L 2995cc		102133
LEXUS TRUCK				
GX470	2003-09	4.7L 4663cc		102185
LX470	1998-07	4.7L 4663cc		102185
RX300	1999-02	3.0L 2995cc		102133
LINCOLN				
Continental	1988-94	3.8L 232cid		102020
	1984	5.0L 302cid	Gas Engine; Except California, Aftermarket Heavy Duty	102032
	1984	5.0L 302cid	Gas Engine; Except California; OE Replacement	102014
	1985-87	5.0L 302cid	Aftermarket Heavy Duty	102032
	1985-87	5.0L 302cid	OE Replacement	102014
	1980	5.8L 351cid		102206
	1977-79	6.6L 400cid		102100
Mark V	1977-79	6.6L 400cid		102100
Mark VI	1980	5.8L 351cid		102206
Mark VII	1984	5.0L 302cid	Gas Engine; Except California, Aftermarket Heavy Duty	102032
	1984	5.0L 302cid	Gas Engine; Except California; OE Replacement	102014

● Engine Crankshaft Pulley ** Engine Crankshaft Hub

MODEL	YEAR	ENGINE	ADDITIONAL	PART NUMBER
LINCOLN				
Mark VII (Cont'd)	1985-92	5.0L 302cid	Aftermarket Heavy Duty	102032
	1985-92	5.0L 302cid	OE Replacement	102014
Mark VIII	1996-98	4.6L 281cid		102118
Town Car	1992	4.6L 281cid	From 6/22/92	102018
	1993-00	4.6L 281cid		102018
	1986-90	5.0L 302cid	Aftermarket Heavy Duty	102032
	1986-90	5.0L 302cid	OE Replacement	102014
Versailles	1977-80	5.0L 302cid	Aftermarket Heavy Duty	102029
	1977-80	5.0L 302cid	OE Replacement	102010
	1977	5.8L 351cid	HO Eng.	102100
	1977	5.8L 351cid	351W Eng.	102030
LINCOLN TRUCK				
Blackwood	2002	5.4L 330cid		102186
Mark LT	2006	5.4L 330cid		102186
Navigator	1998-99	5.4L 330cid	Stamped F75E-AC	102025
	1998-99	5.4L 330cid	Stamped XL3E-C4C	102025
	2000	5.4L 330cid		102025
	2001-04	5.4L 330cid	DOHC Eng.	102186
	2005-06	5.4L 330cid		102186
LOTUS				
Elise	2005-06	1.8L 1795cc	2ZZGE Eng	102181
Exige	2006	1.8L 1795cc	2ZZGE Eng	102181
MAZDA				
626	1993-95	2.0L 1991cc		102130
	1996-97	2.0L 1991cc	Manual Transmission	102168
	1996-02	2.0L 1991cc	Automatic Transmission	102159
	1995-97	2.5L 2497cc		102125
	1998-02	2.5L 2497cc		102190
MX-6	1993-95	2.0L 1991cc		102130
	1997	2.0L 1991cc	Automatic Transmission	102125
	1995-97	2.5L 2497cc		102125
Millenia	1995-02	2.5L 2497cc		102125
Protege	1999-00	1.8L 1839cc	Automatic Transmission	102159
	2001-03	2.0L 2000cc	Automatic Transmission	102159
MAZDA TRUCK				
B3000	1999-00	3.0L 182cid	Replaces aluminum, with removeable pulse ring	102027
	1998	3.0L 2954cc	Replaces aluminum, with removeable pulse ring	102027
	1994	3.0L 2983cc		102102
	1995-97	3.0L 2983cc	Replaces aluminum, with removeable pulse ring	102027
B4000	1994-96	4.0L 4016cc		102028
MPV	2000-01	2.5L 2497cc		102117
	2002-03	3.0L 183cid		102117

● Engine Crankshaft Pulley ** Engine Crankshaft Hub

MODEL	YEAR	ENGINE	ADDITIONAL	PART NUMBER
MAZDA TRUCK				
Navajo	1991-94	4.0L 4016cc		102028
Tribute	2001-03	3.0L 2954cc		102117
MERCURY				
Caliente	1964-67	3.3L 200cid		102211
	1965-67	4.7L 289cid		102200
Capri	1966-67	3.3L 200cid		102211
	1966-67	4.7L 289cid		102200
	1984-86	5.0L 302cid	Aftermarket Heavy Duty	102032
	1984-86	5.0L 302cid	OE Replacement	102014
Colony Park	1987-91	5.0L 302cid	Aftermarket Heavy Duty	102032
	1987-91	5.0L 302cid	OE Replacement	102014
	1970-74	5.8L 351cid	351C Eng.	102206
	1971-74	6.6L 400cid		102100
Comet	1964-77	3.3L 200cid		102211
	1963-64	4.3L 260cid	3 bolt hub	102008
	1964-65	4.7L 289cid	3 bolt hub, exc. Special Engine	102008
	1965-68	4.7L 289cid		102200
	1966-67	4.7L 289cid	3 bolt hub	102008
	1971-77	5.0L 302cid	Aftermarket Heavy Duty	102029
	1971-77	5.0L 302cid	OE Replacement	102010
	1970	5.8L 351cid	351C Eng.	102206
Commuter	1967	4.7L 289cid		102200
Cougar	1999-02	2.0L 121cid		102225
	1999-02	2.5L 155cid		102117
	1989-90	3.8L 232cid	Supercharged	102175
	1994-97	4.6L 281cid		102018
	1967-68	4.7L 289cid		102200
	1967-68	4.7L 289cid	3 bolt hub	102008
	1970	5.0L 302cid	Boss Engine	102009
	1970	5.0L 302cid	Boss Engine Aftermarket Heavy Duty	102033
	1977-79	5.0L 302cid	Aftermarket Heavy Duty	102029
	1977-79	5.0L 302cid	OE Replacement	102010
	1980	5.0L 302cid	Aftermarket Heavy Duty; through 12/2/79	102029
	1980	5.0L 302cid	Through 12/2/79; OE Replacement	102010
	1984	5.0L 302cid	California, Aftermarket Heavy Duty; from 2/2/84	102032
	1984	5.0L 302cid	California; OE Replacement; from 2/2/84	102014
	1984	5.0L 302cid	Except California, Aftermarket Heavy Duty	102032
	1984	5.0L 302cid	Except California; OE Replacement	102014
	1985-88	5.0L 302cid	Aftermarket Heavy Duty	102032
	1985-88	5.0L 302cid	OE Replacement	102014
	1991-93	5.0L 302cid	Aftermarket Heavy Duty	102032
	1991-93	5.0L 302cid	OE Replacement	102014

● Engine Crankshaft Pulley ** Engine Crankshaft Hub

MODEL	YEAR	ENGINE	ADDITIONAL	PART NUMBER
MERCURY				
Cougar (Cont'd)	1970-74	5.8L 351cid	351C Eng.	102206
	1975-79	5.8L 351cid	351M Eng.	102100
	1975-79	5.8L 351cid	351W Eng.	102030
	1974-78	6.6L 400cid		102100
Cyclone	1964	3.3L 200cid		102211
	1965-68	4.7L 289cid		102200
	1970-71	5.8L 351cid	351C Eng.	102206
Grand Marquis	1992	4.6L 281cid	From 6/22/92	102018
	1993-00	4.6L 281cid		102018
	1979-80	5.0L 302cid	Aftermarket Heavy Duty	102029
	1979-80	5.0L 302cid	OE Replacement	102010
	1984-91	5.0L 302cid	Aftermarket Heavy Duty	102032
	1984-91	5.0L 302cid	OE Replacement	102014
	1978	5.8L 351cid	351M Eng.	102100
	1978-79	5.8L 351cid	351W Eng.	102030
	1980	5.8L 351cid	351M Eng.	102100
	1983	5.8L 351cid		102030
	1975-76	6.6L 400cid	W/o AC	102100
	1977-78	6.6L 400cid		102100
	Marquis	1985	5.0L 302cid	Aftermarket Heavy Duty
1985		5.0L 302cid	OE Replacement	102014
1970-74		5.8L 351cid	351C Eng.	102206
1978		5.8L 351cid	351M Eng.	102100
1978-79		5.8L 351cid	351W Eng.	102030
1980		5.8L 351cid	351M Eng.	102100
1971-74		6.6L 400cid		102100
1975-76		6.6L 400cid	W/o AC	102100
1977-78		6.6L 400cid		102100
Monarch	1975-77	3.3L 200cid		102211
	1975-80	5.0L 302cid	Aftermarket Heavy Duty	102029
	1975-80	5.0L 302cid	OE Replacement	102010
	1975-77	5.8L 351cid	351W Eng.	102030
Montego	1968	3.3L 200cid		102211
	1968	4.7L 289cid		102200
	1970-74	5.0L 302cid	Aftermarket Heavy Duty	102029
	1970-74	5.0L 302cid	OE Replacement	102010
	1970-74	5.8L 351cid	351C Eng.	102206
	1975-76	5.8L 351cid	351M Eng.	102100
	1975-76	5.8L 351cid	351W Eng.	102030
	1972-76	6.6L 400cid		102100
Monterey Car	1970-74	5.8L 351cid	351C Eng.	102206
	1971-74	6.6L 400cid		102100

● Engine Crankshaft Pulley ** Engine Crankshaft Hub

MODEL	YEAR	ENGINE	ADDITIONAL	PART NUMBER
MERCURY				
Mystique	1995-00	2.0L 121cid		102225
	1995-00	2.5L 155cid		102117
Sable	1986	3.0L 182cid		102101
	1986-87	3.0L 182cid	Stamped E8DE-BA	102101
	1988-89	3.0L 182cid		102101
	1990-94	3.0L 182cid		102102
	1996	3.0L 182cid	DOHC Eng.; From 2/1996; Except Aluminum Units	102116
	1996-00	3.0L 182cid	Replaces aluminum, with removeable pulse ring	102027
	1996-03	3.0L 182cid	Crankshaft Pulley Only; DOHC Eng.	102110●
	1997-03	3.0L 182cid	DOHC Eng.; Except Aluminum Units	102116
	1989-95	3.8L 232cid		102020
Topaz	1992-94	2.3L 140cid	HSC Eng.	102024
	1992-94	3.0L 182cid		102191
Tracer	1991-96	1.9L 116cid	SOHC Eng.	102026
	1997-99	2.0L 122cid	SOHC Eng	102123
Villager Car	1964-67	3.3L 200cid		102211
	1965-67	4.7L 289cid		102200
Voyager	1966-67	3.3L 200cid		102211
	1966-67	4.7L 289cid		102200
MERCURY TRUCK				
Mountaineer	2001-03	4.0L 245cid		102028
	1997-00	5.0L 302cid		102140
Villager Van	1996-98	3.0L 182cid		102189
	1999-02	3.3L 3275cc		102189
MITSUBISHI				
3000GT	1992-99	3.0L 2972cc	DOHC Eng.	102179
	1997-99	3.0L 2972cc	SOHC Eng.	102135
Diamante	1992-95	3.0L 2972cc	DOHC Eng.	102179
	1992-96	3.0L 2972cc	SOHC Eng.	102135
	1997-02	3.5L 3497cc		102147
Eclipse	1990-94	1.8L 1755cc		102155
	1990-92	2.0L 1997cc		102151
	1993-94	2.0L 1997cc		102205
	1995-99	2.0L 1997cc	Naturally Aspirated	102148
	1995-99	2.0L 1997cc	Turbocharged	102151
	1996-99	2.4L 2351cc		102151
	2000-05	2.4L 2351cc		102226
	2000-02	3.0L 2972cc		102147
Expo	1993	2.4L 2351cc		102151
	1994-95	2.4L 2351cc		102205
Expo LRV	1993	2.4L 2351cc		102151
	1994	2.4L 2351cc		102205

● Engine Crankshaft Pulley ** Engine Crankshaft Hub

MODEL	YEAR	ENGINE	ADDITIONAL	PART NUMBER
MITSUBISHI				
Galant	1989-92	2.0L 1997cc		102082
	1993	2.0L 1997cc		102205
	1994-98	2.4L 2351cc		102151
	2000-04	2.4L 2351cc		102226
	2005	2.4L 2378cc		102226
	1999-02	3.0L 2972cc		102147
Mirage	2000-02	1.5L 1468cc		102270
	1997-00	1.8L 1834cc		102269
Precis	1990-94	1.5L 1468cc		102081
MITSUBISHI TRUCK				
Mighty Max	1993-96	2.4L 2351cc		102205
	1990-94	3.0L 2972cc		102170
Montero	1989-94	3.0L 2972cc		102170
	1997-99	3.5L 3497cc		102090
Montero Sport	1997-98	2.4L 2351cc		102205
	1997-00	3.0L 2972cc		102090
	1999-00	3.5L 3497cc		102090
NISSAN				
200SX	1995-98	1.6L 1597cc		102134
Altima	2002-08	2.5L 2500cc		102285
Maxima	1995-01	3.0L 2988cc		102163
Sentra	1995-99	1.6L 1597cc		102134
	2000-06	1.8L 1809cc		102281
	2002-08	2.5L 2500cc		102285
NISSAN TRUCK				
D21	1988-94	3.0L 2960cc		102198
Frontier	2005-08	2.5L 2500cc		102285
Pathfinder	1988-95	3.0L 2960cc		102198
	1996-00	3.3L 3275cc		102177
Pickup	1995	3.0L 2960cc		102198
Quest	1996-98	3.0L 2960cc		102189
	1999-02	3.3L 3275cc		102189
OLDSMOBILE				
88	1992	3.8L 231cid	Naturally Aspirated	102072
	1993-94	3.8L 231cid	Naturally Aspirated	102073
	1995	3.8L 231cid	Supercharged	102109
	1995-99	3.8L 231cid	Naturally Aspirated	102074
98	1986-87	3.8L 231cid	Stamped 25527381 or 25527009	102067
	1986-87	3.8L 231cid	Stamped 25532179	102154
	1988-90	3.8L 231cid		102068
	1991	3.8L 231cid		102072
	1992	3.8L 231cid	Naturally Aspirated	102072

● Engine Crankshaft Pulley ** Engine Crankshaft Hub

MODEL	YEAR	ENGINE	ADDITIONAL	PART NUMBER
OLDSMOBILE				
98 (Cont'd)	1992	3.8L 231cid	Supercharged	102107
	1993-94	3.8L 231cid	Naturally Aspirated	102073
	1993-94	3.8L 231cid	Supercharged	102108
	1995	3.8L 231cid	Supercharged	102109
	1995-96	3.8L 231cid	Naturally Aspirated	102074
	1980-84	5.0L 307cid		102064
	1972-73	5.7L 350cid	OE Replacement	102122
	1977-78	5.7L 350cid	OE Replacement	102122
	1979-80	5.7L 350cid	Gas Engine	102064
	1975	6.6L 400cid	Aftermarket Heavy Duty	102038
	1975	6.6L 400cid	OE Replacement	102037
	1977-78	6.6L 403cid	OE Replacement	102122
	1979	6.6L 403cid		102064
	1968-76	7.5L 455cid	OE Replacement	102122
	Achieva	1992-95	2.3L 138cid	
1992-94		2.3L 140cid		102066
1996-98		2.4L 146cid		102066
1994-98		3.1L 189cid		102065
1992		3.3L 204cid		102104
1993		3.3L 204cid		102105
Alero	1999-00	2.4L 146cid		102066
	1999-00	3.4L 207cid		102065
	2004	3.4L 207cid		102207
Aurora	1995-99	4.0L 244cid		102169
Calais	1987	2.3L 138cid	164mm O.D. (approx. 6-1/2 inches)	102066
	1985-87	2.5L 151cid		102193**
Custom Cruiser	1991-92	5.0L 305cid	Small Block 6.5 inch O.D.	102069
	1980-90	5.0L 307cid		102064
	1973	5.7L 350cid	OE Replacement	102122
	1977	5.7L 350cid	Small Block 6.5 inch O.D.	102069
	1977-78	5.7L 350cid	OE Replacement	102122
	1979-80	5.7L 350cid	Gas Engine	102064
	1992	5.7L 350cid	Small Block 6.5 inch O.D.	102069
	1975	6.6L 400cid	Aftermarket Heavy Duty	102038
	1975	6.6L 400cid	OE Replacement	102037
	1977-78	6.6L 403cid	OE Replacement	102122
	1979	6.6L 403cid		102064
1971-76	7.5L 455cid	OE Replacement	102122	
Cutlass	1997-99	3.1L 189cid		102065
	1975-76	4.1L 250cid		102034
	1975-77	4.3L 260cid		102064
	1980-81	4.3L 260cid		102064

● Engine Crankshaft Pulley ** Engine Crankshaft Hub

MODEL	YEAR	ENGINE	ADDITIONAL	PART NUMBER
OLDSMOBILE				
Cutlass (Cont'd)	1978-80	5.0L 305cid	Small Block 6.5 inch O.D.	102069
	1985-87	5.0L 305cid	Small Block 6.5 inch O.D.	102069
	1973-77	5.7L 350cid	OE Replacement	102122
	1979	5.7L 350cid	L in 5th position of VIN; Small Block 6.5 inch O.D.	102069
	1980	5.7L 350cid	Gas Engine	102064
	1977	6.6L 403cid	OE Replacement	102122
	1973-76	7.5L 455cid	OE Replacement	102122
Cutlass Calais	1988-91	2.3L 138cid	164mm O.D. (approx. 6-1/2 inches)	102066
	1989-91	2.3L 140cid	164mm O.D. (approx. 6-1/2 inches)	102066
	1988-89	2.5L 151cid		102193**
	1989-90	3.3L 204cid		102054
	1991	3.3L 204cid		102104
Cutlass Ciera	1993-96	2.2L 134cid	Crankshaft Pulley Only	102194●
	1993-96	2.2L 134cid		102195**
	1982-87	2.5L 151cid		102193**
	1987-92	2.5L 151cid		102048
	1983-86	2.8L 173cid		102061
	1987	2.8L 173cid		102071**
	1988-89	2.8L 173cid	Automatic Transmission	102071**
	1994-96	3.1L 189cid		102065
	1989-90	3.3L 204cid		102054
	1991-92	3.3L 204cid		102104
	1993	3.3L 204cid		102105
	1986-88	3.8L 231cid		102067
Cutlass Cruiser	1987-90	2.5L 151cid		102048
	1987	2.8L 173cid		102071**
	1988-89	2.8L 173cid	Automatic Transmission	102071**
	1994	3.1L 189cid		102065
	1989-90	3.3L 204cid		102054
	1991-92	3.3L 204cid		102104
	1993	3.3L 204cid		102105
	1987-88	3.8L 231cid		102067
	1980	5.0L 305cid	Small Block 6.5 inch O.D.	102069
	1982	5.0L 305cid	Small Block 6.5 inch O.D.	102069
	1981-83	5.0L 307cid		102064
Cutlass Salon	1975-78	4.3L 260cid		102064
	1979	4.3L 260cid	Gas Engine	102064
	1980-81	4.3L 260cid		102064
	1978-80	5.0L 305cid	Small Block 6.5 inch O.D.	102069
	1985-86	5.0L 307cid	9 in 8th position of VIN; OE Replacement	102122
	1985-86	5.0L 307cid	Y in 8th position of VIN	102064
	1987	5.0L 307cid		102064

● Engine Crankshaft Pulley ** Engine Crankshaft Hub

MODEL	YEAR	ENGINE	ADDITIONAL	PART NUMBER
OLDSMOBILE				
Cutlass Salon (Cont'd)	1975-77	5.7L 350cid	OE Replacement	102122
	1979	5.7L 350cid		102064
	1977	6.6L 403cid	OE Replacement	102122
	1975-76	7.5L 455cid	OE Replacement	102122
Cutlass Supreme	1990-91	2.3L 138cid	164mm O.D. (approx. 6-1/2 inches)	102066
	1990	2.3L 140cid	164mm O.D. (approx. 6-1/2 inches)	102066
	1988-89	2.8L 173cid	Automatic Transmission	102071**
	1989	3.1L 189cid	Automatic Transmission	102071**
	1990-92	3.1L 189cid		102071**
	1993	3.1L 189cid	M in 8th position of VIN	102065
	1993	3.1L 189cid	T in 8th position of VIN; Except California	102071**
	1994-97	3.1L 189cid		102065
	1975-76	4.1L 250cid		102034
	1975-78	4.3L 260cid		102064
	1979	4.3L 260cid	Gas Engine	102064
	1980-82	4.3L 260cid		102064
	1978-80	5.0L 305cid	Small Block 6.5 inch O.D.	102069
	1983	5.0L 305cid	Small Block 6.5 inch O.D.	102069
	1985-87	5.0L 305cid	Small Block 6.5 inch O.D.	102069
	1982-83	5.0L 307cid		102064
	1984	5.0L 307cid	9 in 8th position of VIN; OE Replacement	102122
	1984	5.0L 307cid	Small Block 6.5 inch O.D.	102069
	1984	5.0L 307cid	Y in 8th position of VIN	102064
	1985-86	5.0L 307cid		102064
	1987	5.0L 307cid	9 in 8th position of VIN; OE Replacement	102122
	1987	5.0L 307cid	Y in 8th position of VIN	102064
	1988	5.0L 307cid		102064
	1978	5.7L 350cid	Small Block 6.5 inch O.D.	102069
	1979	5.7L 350cid		102064
	1980	5.7L 350cid	Gas Engine	102064
Cutlass Tiara	1976	4.3L 260cid		102064
	1976	5.7L 350cid	OE Replacement	102122
	1976	7.5L 455cid	OE Replacement	102122
Delta 88	1986-87	3.8L 231cid	Stamped 25527381 or 25527009	102067
	1986-87	3.8L 231cid	Stamped 25532179	102154
	1988	3.8L 231cid	3 in 8th position of VIN; Stamped 25527381 or 25527009	102067
	1988	3.8L 231cid	3 in 8th position of VIN; Stamped 25532179	102154
	1988	3.8L 231cid	C in 8th position of VIN	102068
	1989-90	3.8L 231cid		102068
	1991	3.8L 231cid		102072
	1977-82	4.3L 260cid		102064
1980-85	5.0L 307cid		102064	

● Engine Crankshaft Pulley ** Engine Crankshaft Hub

MODEL	YEAR	ENGINE	ADDITIONAL	PART NUMBER
OLDSMOBILE				
Delta 88 (Cont'd)	1968-78	5.7L 350cid	OE Replacement	102122
	1977	5.7L 350cid	G in 5th position of VIN; Small Block 6.5 inch O.D.	102069
	1977	5.7L 350cid	L in 5th position of VIN; Small Block 6.5 inch O.D.	102069
	1979-80	5.7L 350cid	Gas Engine	102064
	1975	6.6L 400cid	Aftermarket Heavy Duty	102038
	1975	6.6L 400cid	OE Replacement	102037
	1977-78	6.6L 403cid	OE Replacement	102122
	1979	6.6L 403cid		102064
	1968-76	7.5L 455cid	OE Replacement	102122
F85	1966-70	4.1L 250cid	W/o AC	102040
Firenza	1987-88	2.0L 121cid	Crankshaft Pulley Only	102194●
	1987-88	2.0L 121cid		102195**
	1983-86	2.0L 122cid	Crankshaft Pulley Only	102194●
	1983-86	2.0L 122cid		102195**
	1987	2.8L 173cid		102071**
Intrigue	1998-99	3.8L 231cid		102074
LSS	1996-99	3.8L 231cid	1 in 8th position of VIN; Supercharged	102055
	1996-99	3.8L 231cid	K in 8th position of VIN; Naturally Aspirated	102074
Omega	1980-84	2.5L 151cid		102193**
	1984	2.8L 173cid		102061
	1973-74	4.1L 250cid		102040
	1975-76	4.1L 250cid		102034
	1975-77	4.3L 260cid		102064
	1977-79	5.0L 305cid	Small Block 6.5 inch O.D.	102069
	1973-74	5.7L 350cid	OE Replacement	102122
	1977	5.7L 350cid	OE Replacement	102122
	1977-79	5.7L 350cid	Small Block 6.5 inch O.D.	102069
Regency	1997-98	3.8L 231cid	Naturally Aspirated	102074
Starfire	1977-79	5.0L 305cid	Aftermarket Heavy Duty	102077
	1977-79	5.0L 305cid	Small Block 6.75 inch O.D.	102075
Tornado	1986-87	3.8L 231cid		102154
	1988-90	3.8L 231cid		102068
	1991-92	3.8L 231cid		102072
	1980-85	5.0L 307cid		102064
	1979	5.7L 350cid	Gas Engine; OE Replacement	102122
	1980	5.7L 350cid	Gas Engine	102064
	1978	6.6L 403cid	OE Replacement	102122
	1968-76	7.5L 455cid	OE Replacement	102122

● Engine Crankshaft Pulley ** Engine Crankshaft Hub

MODEL	YEAR	ENGINE	ADDITIONAL	PART NUMBER
OLDSMOBILE TRUCK				
Bravada	1991-94	4.3L 262cid		102052
	1996-01	4.3L 262cid		102156
Silhouette	1996-00	3.4L 207cid		102065
	2004	3.4L 207cid		102207
	1992	3.8L 231cid		102072
	1993-94	3.8L 231cid		102073
	1995	3.8L 231cid		102074
PLYMOUTH				
Acclaim	1989-95	3.0L 181cid		102127
Barracuda	1964-72	3.7L 225cid	Automatic Transmission	102210
	1972-74	5.2L 318cid		102003
	1972	5.6L 340cid	Up to 4/12/72	102003
Belvedere	1960-70	3.7L 225cid	Automatic Transmission	102210
Belvedere II	1965-67	3.7L 225cid	Automatic Transmission	102210
Breeze	1996-00	2.0L 122cid		102188
	1998-00	2.4L 148cid		102188
Caravelle	1978-83	3.7L 225cid	Automatic Transmission	102210
	1982-86	5.2L 318cid		102003
Colt	1993-94	2.4L 2351cc		102082
Custom	1960-61	3.7L 225cid	Automatic Transmission	102210
Duster	1970-76	3.7L 225cid	Automatic Transmission	102210
	1972-76	5.2L 318cid		102003
	1972	5.6L 340cid	Up to 4/12/72	102003
	1974-76	5.9L 360cid		102004
Fleet Special	1960-63	3.7L 225cid	Automatic Transmission	102210
Fury	1960-78	3.7L 225cid	Automatic Transmission	102210
	1972-73	5.2L 318cid		102003
	1975-78	5.2L 318cid		102003
	1972	5.9L 360cid		102128
	1973	5.9L 360cid	Up to 1/15/73	102128
	1977	5.9L 360cid		102128
	1978	5.9L 360cid		102004
Fury I	1968-74	3.7L 225cid	Automatic Transmission	102210
	1972-73	5.2L 318cid		102003
	1972	5.9L 360cid		102128
	1973	5.9L 360cid	Up to 1/15/73	102128
Fury II	1965-74	3.7L 225cid	Automatic Transmission	102210
	1972-73	5.2L 318cid		102003
	1972	5.9L 360cid		102128
	1973	5.9L 360cid	Up to 1/15/73	102128

● Engine Crankshaft Pulley ** Engine Crankshaft Hub

MODEL	YEAR	ENGINE	ADDITIONAL	PART NUMBER
PLYMOUTH				
Fury III	1965-73	3.7L 225cid	Automatic Transmission	102210
	1972-73	5.2L 318cid		102003
	1972	5.9L 360cid		102128
	1973	5.9L 360cid	Up to 1/15/73	102128
Gran Fury	1980-83	3.7L 225cid	Automatic Transmission	102210
	1975-77	5.2L 318cid		102003
	1980-89	5.2L 318cid		102003
	1977	5.9L 360cid		102128
	1980	5.9L 360cid		102004
Laser	1990-94	1.8L 107cid		102155
	1990-94	2.0L 122cid		102082
Neon	1995-99	2.0L 122cid		102112
	2000-01	2.0L 122cid		102160
Prowler	1997	3.5L 215cid		102158
	1999-01	3.5L 215cid		102158
Satellite	1965-74	3.7L 225cid	Automatic Transmission	102210
	1972-74	5.2L 318cid		102003
	1972	5.6L 340cid	Up to 4/12/72	102003
Savoy	1960-64	3.7L 225cid	Automatic Transmission	102210
Scamp	1971-76	3.7L 225cid	Automatic Transmission	102210
Sport Wagon	1960-61	3.7L 225cid	Automatic Transmission	102210
Suburban	1960-61	3.7L 225cid	Automatic Transmission	102210
Valiant	1961-76	3.7L 225cid	Automatic Transmission	102210
	1972-76	5.2L 318cid		102003
Volare	1976-78	3.7L 225cid	Automatic Transmission	102210
	1980	3.7L 225cid	Automatic Transmission	102210
	1976-80	5.2L 318cid		102003
	1977	5.9L 360cid		102128
	1978-80	5.9L 360cid		102004
PLYMOUTH TRUCK				
Grand Voyager	1996-97	2.4L 148cid		102188
	1988-89	3.0L 181cid		102127
	1992-00	3.0L 181cid		102127
	1990-00	3.3L 201cid		102114
	1994-95	3.8L 230cid		102114
	1999	3.8L 230cid		102114
PB100	1975-80	3.7L 225cid	Automatic Transmission	102210
	1975-80	5.2L 318cid		102003
	1978	5.9L 360cid		102004
PB100 Van	1974	3.7L 225cid	Automatic Transmission	102210
	1974	5.2L 318cid		102003

● Engine Crankshaft Pulley ** Engine Crankshaft Hub

MODEL	YEAR	ENGINE	ADDITIONAL	PART NUMBER
PLYMOUTH TRUCK				
PB150	1981-83	3.7L 225cid	Automatic Transmission	102210
	1981	5.2L 318cid		102003
	1983	5.2L 318cid		102003
PB200	1975-78	3.7L 225cid	Automatic Transmission	102210
	1980	3.7L 225cid	Automatic Transmission	102210
	1975-80	5.2L 318cid		102003
	1978-80	5.9L 360cid		102004
PB200 Van	1974	3.7L 225cid	Automatic Transmission	102210
	1974	5.2L 318cid		102003
PB250	1981-83	3.7L 225cid	Automatic Transmission	102210
	1981-83	5.2L 318cid		102003
	1981	5.9L 360cid		102004
PB300	1975-80	5.2L 318cid		102003
	1978-80	5.9L 360cid		102004
PB300 Van	1974	5.2L 318cid		102003
PB350	1981-83	5.2L 318cid		102003
	1981-83	5.9L 360cid		102004
Trailduster	1974-80	3.7L 225cid	Automatic Transmission	102210
	1974-81	5.2L 318cid		102003
	1978	5.9L 360cid		102004
	1979-81	5.9L 360cid	Automatic Transmission	102004
Voyager	1996-00	2.4L 148cid		102188
	1987-00	3.0L 181cid		102127
	1991-00	3.3L 201cid		102114
	1998-99	3.8L 230cid		102114
PONTIAC				
6000	1982-87	2.5L 151cid		102193**
	1987-91	2.5L 151cid		102048
	1983-86	2.8L 173cid		102061
	1987-88	2.8L 173cid	Automatic Transmission	102071**
	1989	2.8L 173cid		102071**
	1988-91	3.1L 189cid		102071**
Bonneville	1983	3.8L 231cid		102060
	1987	3.8L 231cid	Stamped 25527381 or 25527009	102067
	1987	3.8L 231cid	Stamped 25532179	102154
	1988	3.8L 231cid	3 in 8th position of VIN; Stamped 25527381 or 25527009	102067
	1988	3.8L 231cid	3 in 8th position of VIN; Stamped 25532179	102154
	1988	3.8L 231cid	C in 8th position of VIN	102068
	1989-90	3.8L 231cid		102068
	1991	3.8L 231cid		102072
	1992	3.8L 231cid	Naturally Aspirated	102072
1992	3.8L 231cid	Supercharged	102107	

● Engine Crankshaft Pulley ** Engine Crankshaft Hub

MODEL	YEAR	ENGINE	ADDITIONAL	PART NUMBER	
PONTIAC					
Bonneville (Cont'd)	1993-94	3.8L 231cid	Naturally Aspirated	102073	
	1993-94	3.8L 231cid	Supercharged	102108	
	1995	3.8L 231cid	Naturally Aspirated	102074	
	1995	3.8L 231cid	Supercharged	102109	
	1996-99	3.8L 231cid	1 in 8th position of VIN; Supercharged	102055	
	1996-99	3.8L 231cid	K in 8th position of VIN; Naturally Aspirated	102074	
	2000-05	3.8L 231cid		102284	
	1986	4.3L 262cid		102060	
	1983-86	5.0L 305cid	Small Block 6.5 inch O.D.	102069	
	1970	5.7L 350cid	Aftermarket Heavy Duty	102038	
	1970	5.7L 350cid	OE Replacement	102037	
	1977	5.7L 350cid	Aftermarket Heavy Duty	102038	
	1977	5.7L 350cid	OE Replacement	102037	
	1978	5.7L 350cid	OE Replacement	102122	
	1979	5.7L 350cid		102064	
	1980	5.7L 350cid	Gas Engine	102064	
	1968-78	6.6L 400cid	Aftermarket Heavy Duty	102038	
	1968-78	6.6L 400cid	OE Replacement	102037	
	1977-78	6.6L 403cid	OE Replacement	102122	
	1979	6.6L 403cid		102064	
	1968-69	7.0L 428cid	Aftermarket Heavy Duty	102038	
	1968-69	7.0L 428cid	OE Replacement	102037	
	1970-76	7.5L 455cid	Aftermarket Heavy Duty	102038	
	1970-76	7.5L 455cid	OE Replacement	102037	
	Catalina	1981	5.0L 305cid	Small Block 6.5 inch O.D.	102069
		1970-73	5.7L 350cid	Aftermarket Heavy Duty	102038
1970-73		5.7L 350cid	OE Replacement	102037	
1976-77		5.7L 350cid	Aftermarket Heavy Duty	102038	
1976-77		5.7L 350cid	OE Replacement	102037	
1978		5.7L 350cid	OE Replacement	102122	
1979-80		5.7L 350cid		102064	
1968-78		6.6L 400cid	Aftermarket Heavy Duty	102038	
1968-78		6.6L 400cid	OE Replacement	102037	
1977-78		6.6L 403cid	OE Replacement	102122	
1979		6.6L 403cid		102064	
1968-69		7.0L 428cid	Aftermarket Heavy Duty	102038	
1968-69		7.0L 428cid	OE Replacement	102037	
1970-76		7.5L 455cid	Aftermarket Heavy Duty	102038	
1970-76		7.5L 455cid	OE Replacement	102037	
Fiero		1984-87	2.5L 151cid		102193**
	1987-88	2.5L 151cid		102048	

● Engine Crankshaft Pulley ** Engine Crankshaft Hub

MODEL	YEAR	ENGINE	ADDITIONAL	PART NUMBER
PONTIAC				
Firebird	1982-86	2.5L 151cid		102193**
	1982-87	2.8L 173cid		102062
	1988-89	2.8L 173cid		102063
	1990-92	3.1L 189cid		102063
	1995-96	3.8L 231cid		102074
	1997	3.8L 231cid	Automatic Transmission	102074
	1970-74	4.1L 250cid		102040
	1975-76	4.1L 250cid		102034
	1977-84	5.0L 305cid	Small Block 6.5 inch O.D.	102069
	1985-87	5.0L 305cid	4BBL; Small Block 6.5 inch O.D.	102069
	1985-92	5.0L 305cid	MFI; Aftermarket Heavy Duty	102077
	1985-92	5.0L 305cid	MFI; Small Block 6.75 inch O.D.	102075
	1988-92	5.0L 305cid	TBI; Small Block 6.5 inch O.D.	102069
	1968-69	5.7L 350cid	W/o Ram Air, Aftermarket Heavy Duty	102038
	1968-69	5.7L 350cid	W/o Ram Air; OE Replacement	102037
	1970-76	5.7L 350cid	OE Replacement	102037
	1970-77	5.7L 350cid	Aftermarket Heavy Duty	102038
	1977	5.7L 350cid	OE Replacement	102122
	1978-79	5.7L 350cid	Small Block 6.5 inch O.D.	102069
	1987-92	5.7L 350cid	Aftermarket Heavy Duty	102077
	1987-92	5.7L 350cid	Small Block 6.75 inch O.D.	102075
	1993-97	5.7L 350cid		102056
	1998-02	5.7L 350cid		102058
	1968-69	6.6L 400cid	W/o Ram Air, Aftermarket Heavy Duty	102038
	1968-69	6.6L 400cid	W/o Ram Air; OE Replacement	102037
	1970-79	6.6L 400cid	Aftermarket Heavy Duty	102038
	1970-79	6.6L 400cid	OE Replacement	102037
	1977-79	6.6L 403cid	Aftermarket Heavy Duty	102038
	1977-79	6.6L 403cid	OE Replacement	102122
	1971-74	7.5L 455cid	Aftermarket Heavy Duty	102038
	1971-74	7.5L 455cid	OE Replacement	102037
	1976	7.5L 455cid	Aftermarket Heavy Duty	102038
1976	7.5L 455cid	OE Replacement	102037	
G6	2005	3.5L 211cid		102207
	2005-08	3.5L 213cid		102207
	2006	3.5L 214cid		102207
	2006-08	3.9L 237cid		102207
GTO	1973	6.6L 400cid	Aftermarket Heavy Duty	102038
	1973	6.6L 400cid	OE Replacement	102037
	1973	7.5L 455cid	Aftermarket Heavy Duty	102038
	1973	7.5L 455cid	OE Replacement	102037

● Engine Crankshaft Pulley ** Engine Crankshaft Hub

MODEL	YEAR	ENGINE	ADDITIONAL	PART NUMBER
PONTIAC				
Grand Am	1988	2.3L 138cid		102066
	1989-91	2.3L 138cid	164mm O.D. (approx. 6-1/2 inches)	102066
	1992-95	2.3L 138cid		102066
	1989-91	2.3L 140cid	164mm O.D. (approx. 6-1/2 inches)	102066
	1992-94	2.3L 140cid		102066
	1996-01	2.4L 146cid		102066
	1985-89	2.5L 151cid		102193**
	1994-98	3.1L 189cid		102065
	1992	3.3L 204cid		102104
	1993	3.3L 204cid		102105
	2004	3.4L 204cid		102207
	1999-00	3.4L 207cid		102065
	2004-05	3.4L 207cid		102207
Grand Prix	1990-91	2.3L 138cid		102066
	1988-89	2.8L 173cid	Automatic Transmission	102071**
	1989-93	3.1L 189cid	Automatic Transmission	102071**
	1994-00	3.1L 189cid	Automatic Transmission	102065
	1997-00	3.8L 231cid	1 in 8th position of VIN; Supercharged	102055
	1997-02	3.8L 231cid	K in 8th position of VIN; Naturally Aspirated	102074
	2004-08	3.8L 231cid		102284
	1986-87	4.3L 262cid		102060
	1978-80	5.0L 305cid	Small Block 6.5 inch O.D.	102069
	1983-87	5.0L 305cid	Small Block 6.5 inch O.D.	102069
	1976	5.7L 350cid	OE Replacement	102037
	1976-77	5.7L 350cid	Aftermarket Heavy Duty	102038
	1977	5.7L 350cid	OE Replacement	102122
	1969-77	6.6L 400cid	Aftermarket Heavy Duty	102038
	1969-77	6.6L 400cid	OE Replacement	102037
	1977	6.6L 403cid	OE Replacement	102122
	1969	7.0L 428cid	Aftermarket Heavy Duty	102038
	1969	7.0L 428cid	OE Replacement	102037
	1970-76	7.5L 455cid	Aftermarket Heavy Duty	102038
	1970-76	7.5L 455cid	OE Replacement	102037
Grandville	1971-75	6.6L 400cid	Aftermarket Heavy Duty	102038
	1971-75	6.6L 400cid	OE Replacement	102037
	1971-75	7.5L 455cid	Aftermarket Heavy Duty	102038
	1971-75	7.5L 455cid	OE Replacement	102037
J2000	1983	2.0L 122cid	Crankshaft Pulley Only	102194●
	1983	2.0L 122cid		102195**
J2000 Sunbird	1984	2.0L 122cid	Crankshaft Pulley Only	102194●
	1984	2.0L 122cid		102195**

● Engine Crankshaft Pulley ** Engine Crankshaft Hub

MODEL	YEAR	ENGINE	ADDITIONAL	PART NUMBER
PONTIAC				
LeMans	1980	3.8L 229cid		102060
	1971-74	4.1L 250cid		102040
	1975-76	4.1L 250cid		102034
	1976	4.3L 260cid		102064
	1977-79	5.0L 305cid	Small Block 6.5 inch O.D.	102069
	1971-77	5.7L 350cid	Aftermarket Heavy Duty	102038
	1971-77	5.7L 350cid	OE Replacement	102037
	1978	5.7L 350cid	Small Block 6.5 inch O.D.	102069
	1971-77	6.6L 400cid	Aftermarket Heavy Duty	102038
	1971-77	6.6L 400cid	OE Replacement	102037
	1977	6.6L 403cid	OE Replacement	102122
	1971-74	7.5L 455cid	Aftermarket Heavy Duty	102038
	1971-74	7.5L 455cid	OE Replacement	102037
	1976	7.5L 455cid	Aftermarket Heavy Duty	102038
	1976	7.5L 455cid	OE Replacement	102037
	Parisienne	1983	3.8L 231cid	
1985-86		4.3L 262cid		102060
1977		5.0L 305cid	Small Block 6.5 inch O.D.	102069
1981-86		5.0L 305cid	Small Block 6.5 inch O.D.	102069
1986		5.0L 307cid		102064
1976-77		5.7L 350cid	Aftermarket Heavy Duty	102038
1976-77		5.7L 350cid	OE Replacement	102037
1980		5.7L 350cid		102064
1976		6.6L 400cid	Aftermarket Heavy Duty	102038
1976		6.6L 400cid	OE Replacement	102037
1976		7.5L 455cid	Aftermarket Heavy Duty	102038
1976	7.5L 455cid	OE Replacement	102037	
Phoenix	1980-84	2.5L 151cid		102193**
	1984	2.8L 173cid		102061
	1977-79	5.0L 305cid	Small Block 6.5 inch O.D.	102069
	1977	5.7L 350cid	OE Replacement	102122
	1977-79	5.7L 350cid	Small Block 6.5 inch O.D.	102069
Sunbird	1986	2.0L 122cid	Crankshaft Pulley Only	102194●
	1986	2.0L 122cid		102195**
	1991-94	3.1L 189cid		102071**
	1978-79	5.0L 305cid	Aftermarket Heavy Duty	102077
	1978-79	5.0L 305cid	Small Block 6.75 inch O.D.	102075
Sunfire	1995-02	2.2L 134cid	Crankshaft Pulley Only	102194●
	1995-02	2.2L 134cid		102195**
	1995	2.3L 138cid		102066
	1996-02	2.4L 146cid		102066

● Engine Crankshaft Pulley ** Engine Crankshaft Hub

MODEL	YEAR	ENGINE	ADDITIONAL	PART NUMBER
PONTIAC				
Tempest	1987-89	2.8L 173cid		102071**
	1990	3.1L 189cid		102071**
	1970	4.1L 250cid		102040
	1968	5.7L 350cid	Aftermarket Heavy Duty	102038
	1968	5.7L 350cid	OE Replacement	102037
	1970	5.7L 350cid	Aftermarket Heavy Duty	102038
	1970	5.7L 350cid	OE Replacement	102037
	1968-70	6.6L 400cid	Aftermarket Heavy Duty	102038
	1968-70	6.6L 400cid	OE Replacement	102037
	1969	7.0L 428cid	Aftermarket Heavy Duty	102038
	1969	7.0L 428cid	OE Replacement	102037
Ventura	1971-74	4.1L 250cid		102040
	1975-76	4.1L 250cid		102034
	1975-76	4.3L 260cid		102064
	1977	5.0L 305cid	Small Block 6.5 inch O.D.	102069
	1971-72	5.0L 307cid	Aftermarket Heavy Duty	102076
	1971-72	5.0L 307cid	OE Replacement	102044
	1972-74	5.7L 350cid	Aftermarket Heavy Duty	102038
	1972-74	5.7L 350cid	OE Replacement	102037
	1977	5.7L 350cid	OE Replacement	102122
	1977	5.7L 350cid	Small Block 6.5 inch O.D.	102069
Vibe	2003-08	1.8L 1794cc	1ZZFE Eng	102182
	2003-06	1.8L 1795cc	2ZZGE Eng	102181
PONTIAC TRUCK				
Aztek	2004-05	3.4L 204cid		102207
	2004-05	3.4L 207cid		102207
Montana	1999-00	3.4L 207cid		102065
	2004-05	3.4L 207cid		102207
	2005-06	3.5L 213cid		102207
	2006-08	3.9L 237cid		102207
Safari	1987-89	5.0L 307cid		102064
	1968-70	5.7L 350cid	Aftermarket Heavy Duty	102038
	1968-70	5.7L 350cid	OE Replacement	102037
	1968	6.6L 400cid	Aftermarket Heavy Duty	102038
	1968	6.6L 400cid	OE Replacement	102037
	1970	6.6L 400cid	Aftermarket Heavy Duty	102038
	1970	6.6L 400cid	OE Replacement	102037
Torrent	2006-08	3.4L 204cid		102207
	2006-08	3.4L 207cid		102207
Trans Sport	1996-98	3.4L 207cid		102065
	1992	3.8L 231cid		102072
	1993-94	3.8L 231cid		102073

● Engine Crankshaft Pulley ** Engine Crankshaft Hub

MODEL	YEAR	ENGINE	ADDITIONAL	PART NUMBER
SAAB				
9-2X	2005-06	2.5L 2458cc		102143
9-7x	2005	5.3L 323cid		102171
	2006	5.3L 325cid		102171
900	1979-84	2.0L 1985cc		102092
	1985-90	2.0L 1985cc	Naturally Aspirated	102093
	1985-94	2.0L 1985cc	Turbocharged	102091
9000	1986-90	2.0L 1985cc	Turbocharged	102094
SATURN				
L300	2001-03	3.0L 181cid		102138
	2005	3.0L 181cid		102138
L300-2	2004	3.0L 181cid		102138
L300-3	2004	3.0L 181cid		102138
LS2	2000	3.0L 181cid		102138
LW2	2000	3.0L 181cid		102138
LW300	2001-03	3.0L 181cid		102138
SC	1991-92	1.9L 116cid		102165
SC1	1993-02	1.9L 116cid		102165
SC2	1993-02	1.9L 116cid		102165
SL	1991-02	1.9L 116cid		102165
SL1	1991-02	1.9L 116cid		102165
SL2	1991-02	1.9L 116cid		102165
SW1	1993-99	1.9L 116cid		102165
SW2	1993-01	1.9L 116cid		102165
SATURN TRUCK				
Vue	2002-03	3.0L 181cid		102138
SCION				
tC	2010	2.4L 2362cc		102183
	2005-09	2.4L 2398cc		102183
xB	2008-10	2.4L 2362cc		102183
SHELBY				
Cobra	1965-68	4.7L 289cid		102200
SUBARU				
DL	1985-89	1.8L 1781cc		102145
Impreza	2002-03	2.0L 1994cc		102126
	1999-01	2.2L 2212cc		102126
	1998-07	2.5L 2458cc		102143
	2008	2.5L 2458cc	Manual Transmission	102143
Legacy	1997-06	2.5L 2458cc		102143
	2007-08	2.5L 2458cc	Manual Transmission	102143
Loyale	1990-94	1.8L 1781cc		102145
Outback	2001-09	2.5L 2458cc		102143

● Engine Crankshaft Pulley ** Engine Crankshaft Hub

MODEL	YEAR	ENGINE	ADDITIONAL	PART NUMBER
SUBARU TRUCK				
Baja	2003-06	2.5L 2458cc		102143
Forester	1998-07	2.5L 2458cc		102143
	2008	2.5L 2458cc	Manual Transmission	102143
SUNBEAM				
Tiger	1965-67	4.7L 289cid		102200
	1965-67	4.7L 4727cc		102200
SUZUKI				
Aerio	2002-03	2.0L 2000cc		102265
Esteem	1995	1.6L 1590cc		102264
	1997-01	1.6L 1590cc		102264
Swift	1998-01	1.3L 1298cc		102264
SUZUKI TRUCK				
Grand Vitara	1999-05	2.5L 2500cc		102266
	2006-08	2.7L 2737cc		102266
Samurai	1995	1.3L 1298cc		102264
Sidekick	1995	1.6L 1590cc	8 Valves	102264
	1995-98	1.6L 1590cc	16 Valves	102264
	1996-98	1.8L 1840cc		102265
Vitara	1999-01	1.6L 1590cc		102264
	1999-03	2.0L 2000cc		102265
X-90	1996-98	1.6L 1590cc	16 Valves	102264
XL-7	2002-04	2.7L 2700cc		102266
	2005-06	2.7L 2737cc		102266
TOYOTA				
Avalon	1995-03	3.0L 2995cc		102133
Camry	1987-91	2.0L 1998cc		102131
	1992-01	2.2L 2164cc		102132
	2002-09	2.4L 2362cc		102183
	1992-93	3.0L 2959cc		102230
	1994-95	3.0L 2959cc		102133
	1994-02	3.0L 2995cc		102133
Celica	1994-97	1.8L 1762cc	7AFE Eng	102157
	2000-05	1.8L 1794cc	1ZZFE Eng	102182
	2000-05	1.8L 1795cc	2ZZGE Eng	102181
	1987-89	2.0L 1998cc		102131
	1990-93	2.2L 2164cc		102131
	1994-99	2.2L 2164cc		102132
	1978-80	2.2L 2189cc	20R Eng	102098
	1981-83	2.4L 2366cc	22R Eng	102098
	1983-84	2.4L 2366cc	22REC Eng	102098
	1985	2.4L 2366cc	22REC Eng	102084

● Engine Crankshaft Pulley ** Engine Crankshaft Hub

MODEL	YEAR	ENGINE	ADDITIONAL	PART NUMBER
TOYOTA				
Corolla	1988-91	1.6L 1587cc		102184
	1993-97	1.6L 1587cc	4AFE Eng	102157
	1993-97	1.8L 1762cc	7AFE Eng	102157
	1998-08	1.8L 1794cc	1ZZFE Eng	102182
	2005-06	1.8L 1795cc	2ZZGE Eng	102181
Corona	1978-80	2.2L 2189cc	20R Eng	102098
	1981-82	2.4L 2366cc	22R Eng	102098
MR2 Spyder	2000-05	1.8L 1794cc	1ZZFE Eng	102182
Matrix	2003-08	1.8L 1794cc	1ZZFE Eng	102182
	2003-06	1.8L 1795cc	2ZZGE Eng	102181
Paseo	1992-94	1.5L 1497cc		102228
Solara	1999-01	2.2L 2164cc		102132
	2002-07	2.4L 2362cc		102183
	1999-03	3.0L 2995cc		102133
Tercel	1987-88	1.5L 1452cc		102228
	1987-94	1.5L 1456cc		102228
TOYOTA TRUCK				
4Runner	1984	2.4L 2366cc	22R Eng	102098
	1985-87	2.4L 2366cc		102084
	1988-89	2.4L 2366cc	22REC Eng	102084
	1990-95	2.4L 2366cc	22RE Eng	102084
	1996-00	2.7L 2694cc		102153
	1988-95	3.0L 2959cc	3VZE Eng	102099
	1996-02	3.4L 3378cc		102196
	2003-09	4.7L 4663cc		102185
Highlander	2001-07	2.4L 2362cc		102183
	2001-03	3.0L 2995cc		102133
Land Cruiser	1987	2.4L 2366cc	Canada; w/AC, triple pulley	102086
	1987	2.4L 2366cc	Canada; w/o AC, double pulley	102087
	1987	2.4L 2366cc	Canada; w/o AC, single pulley	102085
	1981-85	3.4L 3431cc	Canada; w/AC, triple pulley	102086
	1981-85	3.4L 3431cc	Canada; w/o AC, double pulley	102087
	1981-85	3.4L 3431cc	Canada; w/o AC, single pulley	102085
	1973-74	3.9L 3878cc	W/AC, triple pulley	102086
	1973-74	3.9L 3878cc	W/o AC, double pulley	102087
	1973-74	3.9L 3878cc	W/o AC, single pulley	102085
	1988-92	4.0L 3956cc		102088
	1975-87	4.2L 4227cc	W/AC, triple pulley	102086
	1975-87	4.2L 4227cc	W/o AC, double pulley	102087
	1975-87	4.2L 4227cc	W/o AC, single pulley	102085
	1981-84	4.2L 4228cc	Canada; w/AC, triple pulley	102086
1981-84	4.2L 4228cc	Canada; w/o AC, double pulley	102087	

● Engine Crankshaft Pulley ** Engine Crankshaft Hub

MODEL	YEAR	ENGINE	ADDITIONAL	PART NUMBER
TOYOTA TRUCK				
Land Cruiser (Cont'd)	1981-84	4.2L 4228cc	Canada; w/o AC, single pulley	102085
	1998-07	4.7L 4663cc		102185
Pickup	1978-80	2.2L 2189cc		102098
	1981-84	2.4L 2366cc	Gas Engine	102098
	1985-88	2.4L 2366cc	Gas Engine	102084
	1991-95	2.4L 2366cc	22RE Eng	102084
	1988-95	3.0L 2959cc	3VZE Eng	102099
RAV4	1996-00	2.0L 1998cc		102132
	2001-03	2.0L 1998cc		102183
	2004-08	2.4L 2362cc		102183
Sequoia	2001-09	4.7L 4663cc		102185
Sienna	1998-03	3.0L 2995cc		102133
T100	1994-98	2.7L 2694cc		102153
	1993-94	3.0L 2959cc	3VZE Eng	102099
	1995-98	3.4L 3378cc		102196
Tacoma	1995-00	2.4L 2438cc		102153
	1995-00	2.7L 2694cc		102153
Tundra	2000-04	3.4L 3378cc		102196
	2000-07	4.7L 4663cc		102185
VOLVO				
240	1990-93	2.3L 2316cc		102089
244	1985-89	2.3L 2316cc		102089
245	1985-89	2.3L 2316cc		102089
740	1985-88	2.3L 2316cc		102089
	1989-90	2.3L 2316cc	B234F Eng	102097
	1989-90	2.3L 2316cc	SOHC Eng.	102089
	1991-92	2.3L 2316cc		102089
760	1985-86	2.3L 2316cc	Gas Engine	102089
	1987-90	2.3L 2316cc		102089
	1985-86	2.8L 2849cc	Gas Engine	102089
	1988-90	2.8L 2849cc		102089
780	1989-91	2.3L 2316cc		102089
850	1994-97	2.3L 2319cc		102141
	1993-97	2.4L 2435cc		102141
940	1991	2.3L 2316cc	B234F Eng	102097
	1991-95	2.3L 2316cc	SOHC Eng.	102089
C70	1999-01	2.3L 2319cc		102212
	1998	2.4L 2435cc		102141
	1999-01	2.4L 2435cc		102212

● Engine Crankshaft Pulley ** Engine Crankshaft Hub

MODEL	YEAR	ENGINE	ADDITIONAL	PART NUMBER
VOLVO				
S60	2001	2.3L 2319cc		102212
	2001	2.4L 2435cc		102212
S70	1998-99	2.3L 2319cc	Turbocharged	102141
	1999-00	2.3L 2319cc		102212
	1998	2.4L 2435cc		102141
	1999-00	2.4L 2435cc		102212
V70	1998-99	2.3L 2319cc	Turbocharged	102141
	1999-01	2.3L 2319cc		102212
	1998	2.4L 2435cc		102141
	1999-01	2.4L 2435cc		102212

● Engine Crankshaft Pulley ** Engine Crankshaft Hub

Part No. 102001

AMC, JEEP 5.9L, 360



1973-91
O.E. No: 3230131
4 bolt hub, includes bolt, key, and washer

Part No. 102002

AMC, JEEP 2.5L, 150



1983-90
O.E. No: 3242886
6S balancer, includes key

Part No. 102003

CHRYSLER 3.9L, 5.2L,
5.6L, 239, 318, 340



1972-91
O.E. No: 4173443
6 bolt hub, includes key

Part No. 102004

CHRYSLER 5.9L, 360



1972-93
O.E. No: 4173447
6 bolt hub, includes key

Part No. 102005

JEEP 4.0L, 242



1987-01
O.E. No: 33002920, 33002920AB
6 bolt hub, includes key

Part No. 102007

AMC, JEEP 3.8L,
4.2L, 232, 258



1975-80
O.E. No: J3225201
1V balancer, includes key

Part No. 102008

FORD 4.3L, 4.7L,
260, 289



1963-68
O.E. No: C5AZ6312A
3 bolt hub, includes key

Part No. 102009

FORD 5.0L, 302



1970-78
O.E. No: D7TZ6316A
O.E. design, 4 bolt hub, includes key

Part No. 102010

FORD 3.3L, 4.1L, 5.0L,
200, 250, 302



1970-80
O.E. No: D8TZ6316B
O.E. design, 4 bolt hub, includes key

Part No. 102011

FORD 7.5L, 460



1979-95
O.E. No: D9TZ6316B, D9TZ6316C
For 1979, use with original weighted spacer

Part No. 102012

FORD 5.0L, 302



1981
O.E. No: E1TZ6316D
4 bolt hub, exc. Calif., includes key

Part No. 102013

FORD 4.9L, 300



1979-86
O.E. No: E3TZ6312E
3V balancer, includes key

Part No. 102014

FORD 5.0L, 302



1984-95
O.E. No: E4TZ6316A
O.E. design, 4 bolt hub, includes key

Part No. 102015

FORD 4.9L, 300



1987-96
O.E. No: E7TZ6312A
6S balancer, includes key

Part No. 102016

FORD 7.3L, 445



1988-94
O.E. No: E8TZ6316A
Indirect injection without turbo, includes key

Part No. 102017

FORD 5.8L, 351



1988-97
O.E. No: E8TZ6316B
4 bolt hub, includes key

Part No. 102018

FORD 4.6L, 281



1992-00
O.E. No: F3AZ6316A
6S balancer, 3 spokes, includes key

Part No. 102019

FORD 3.2L, 195



1993-95
O.E. No: F3DZ6B321A
6S balancer, includes key

Part No. 102020

FORD 3.8L, 232



1988-95
O.E. No: F4DZ6B321A
35 teeth, 3 bolt hub, includes key

Part No. 102021

FORD 7.3L, 445



1995-97
O.E. No: F5TZ6316AA
8S balancer, includes key

Part No. 102022

FORD 7.5L, 460



1996-97
O.E. No: F5TZ6312CA, F5TZ6316CA
Spoked with 4 bolt holes, includes key

Part No. 102023

FORD 3.4L, 207



1996-99
O.E. No: F6DZ6B321AA
6S balancer, includes key

Part No. 102024

FORD 2.3L, 140



1992-94
O.E. No: F6PZ6312AA
5S balancer, includes bolt, key, and washer

Part No. 102025

FORD 5.4L, 330



1997-00
O.E. No: F75Z6312AC, XL3Z6312CA
8S balancer, includes 2 keys

Part No. 102026

FORD 1.9L, 116



1991-96
O.E. No: F7CZ6316BA
6S pulley, 35 teeth, includes key

Part No. 102027

FORD, MAZDA 3.0L, 182



1995-00
O.E. No: F70Z6316AA, F7DZ6316AA
Replaces aluminum units, 35 teeth, includes key

Part No. 102028

FORD, MAZDA 4.0L, 245



1990-03
O.E. No: F0TZ6B321A, XL2Z6312BA
6S balancer, 35 teeth, includes key

Part No. 102029

FORD 5.0L, 302



1970-80
O.E. No: C8AZ6316A
Heavy duty design, 1.390 I.D., 3 bolt hub, includes key

Part No. 102030

FORD 5.8L, 351



1975-91
O.E. No: E4TZ6316B
4 bolt hub 1.375 thick, includes key

Part No. 102032

FORD 5.0L, 302



1984-95
O.E. No: E4TZ6316A
Heavy duty design, O.D. 6.50, width 1.50; 4 bolt hub, includes key

Part No. 102033

FORD 5.0L, 302



1970-78
O.E. No: D5AZ6316A
Heavy duty design, 4 bolt hub, includes key

Part No. 102034

GM 4.1L, 250



1975-76
O.E. No: 352153
Spoked with 3 bolt holes, 2V balancer, includes key

Part No. 102035

GM 4.1L, 250



1977-84
O.E. No: 458149
Spoked with 3 bolt holes, 2V balancer, includes key

Part No. 102036

GM 5.0L, 5.7L, 305, 350



1977-86
O.E. No: 458652
Spoked with 3 bolt holes, includes key

Part No. 102037

**GM 5.7L, 6.6L, 7.0L, 7.5L,
350, 400, 428, 455**



1968-79
O.E. No: 477682
O.E. design 4 bolt hub; includes key

Part No. 102038

**GM 5.7L, 6.6L, 7.0L, 7.5L,
350, 403, 428, 455**



1968-79
O.E. No: 477682
Heavy duty design, includes key

Part No. 102039

**GM 6.5L, 6.6L, 7.0L,
396, 402, 427**



1966-72
O.E. No: 3860008
Includes 2 keys, O.D. 7.00

Part No. 102040

GM 3.8L, 4.1L, 230, 250



1966-75
O.E. No: 3896590
Spoked with 3 bolt holes, 2V balancer, includes 2 keys.
Snout O.D. 1.765 I.D. 1.380

Part No. 102041

**GM 4.6L, 5.0L, 5.3L,
283, 307, 327**



1965-68
O.E. No: 3896904
Nodular crankshaft, O.D. 6.00; includes 2 keys

Part No. 102042

GM 5.7L, 350



1969-95
O.E. No: 6272222
O.E. design; balance internal, 3 mounting holes, includes 2 keys

Part No. 102043

GM 5.7L, 350



1969-96
O.E. No: 6272222
Heavy duty design, includes key

Part No. 102044

GM 4.3L, 5.0L, 262, 307



1969-75
O.E. No: 6272223
O.E. design, includes 2 keys, O.D. 6.00

Part No. 102045

GM 6.6L, 400



1970-80
O.E. No: 6272225
Balance external, includes 2 keys

Part No. 102046

GM 6.6L, 400



1970-80
O.E. No: 6272225
Heavy duty design, includes key

Part No. 102047

GM 7.4L, 454



1991-93
O.E. No: 10101160
Spoked with 3 bolt holes, includes key

Part No. 102048

GM 2.5L, 151



1987-92
O.E. No: 10101369
6S balancer, includes key

Part No. 102049

GM 7.4L, 454



1973-90
O.E. No: 10141212
O.E. design; balance external; includes key

Part No. 102050

GM 7.4L, 454



1973-90
O.E. No: 10141212
Heavy duty design, includes key

Part No. 102051

GM 6.5L, 395



1994-02
O.E. No: 10154688
Includes key, for pulley order 102106

Part No. 102052

GM 4.3L, 262



1985-95
O.E. No: 10172764
Spoked with 3 bolt holes, includes key

Part No. 102053

GM 5.7L, 350



1996-02
O.E. No: 10243271
Spoked with 3 bolt holes, includes key

Part No. 102054

GM 3.3L, 204



1989-90
O.E. No: 12339997
6S balancer, includes bolt, key, and washer, similar to 102104 but with shallower well (where bolt seats)

Part No. 102055

GM 3.8L, 231



1996-00
O.E. No: 12371986, 12563268
Double serpentine with trigger wheel, includes key

Part No. 102056

GM 4.3L, 5.7L, 265, 350



1993-97
O.E. No: 12551138
Spoked with triangle center and 3 bolt holes, 6S balancer

Part No. 102057

**GM 4.1L, 4.5L, 4.9L,
250, 273, 300**



1985-95
O.E. No: 12552436, 88960257
Spoked with no bolt holes, 6S balancer, includes key

Part No. 102058

GM 5.7L, 350



1998-02
O.E. No: 12553118
Double 5S balancer, includes key

Part No. 102059

GM 6.2L, 6.5L, 379, 395



1982-93
O.E. No: 14022671
Balancer only, for pulley order 102106

Part No. 102060

GM 3.3L, 3.8L, 4.3L,
200, 229, 262



1978-90
O.E. No: 14082324
Spoked with 3 bolt holes, includes 2 keys

Part No. 102061

GM 2.8L, 173



1983-86
O.E. No: 14083394
Spoked with 4 bolt holes, includes key

Part No. 102062

GM, JEEP 2.8L, 173



1982-87
O.E. No: 14085401
Spoked with 4 bolt holes, includes key

Part No. 102063

GM, ISUZU 2.8L,
3.1L, 173, 189



1988-94
O.E. No: 14100630
Spoked with 4 bolt holes, includes key

Part No. 102064

GM 4.3L, 5.0L, 5.7L, 6.6L,
260, 307, 350, 403



1975-90
O.E. No: 22506730
4 bolt hub, includes key

Part No. 102065

GM 3.1L, 3.4L, 189, 207



1993-00
O.E. No: 24504609
6S balancer, includes key

Part No. 102066

GM 2.3L, 2.4L, 138, 146



1987-02
O.E. No: 24575562
Spoked with 3 bolt holes, 5S balancer, 164mm O.D., includes key

Part No. 102067**GM 3.8L, 231**

1986-88
 O.E. No: 25527381, 88959266
 6S balancer, replaces all steel design, includes bolt and key

Part No. 102068**GM 3.8L, 231**

1988-90
 O.E. No: 25535485, 88959267
 6S balancer, includes key

Part No. 102069**GM 5.0L, 5.7L, 305, 350**

1977-93
 O.E. No: 458653, 10066046, 12551948
 Balance internal, spoked with 3 mounting holes, includes 2 keys

Part No. 102070**GM 4.8L, 292**

1975-89
 O.E. No: 3857352, 10141202
 2V balancer, 3 bolt mounting holes, includes 2 keys

Part No. 102071**GM 2.8L, 3.1L, 173, 189**

1987-94
 O.E. No: 14091896, 24504611
 6S balancer, includes key

Part No. 102072**GM 3.8L, 231**

1990-92
 O.E. No: 24501201, 25534911, 88959268
 6S balancer and trigger wheel, includes key

Part No. 102073**GM 3.8L, 231**

1993-94
 O.E. No: 24502176, 24503065, 88960261
 6S balancer, includes key

Part No. 102074**GM 3.8L, 231**

1995-02
 O.E. No: 24504737, 24507558, 88960263
 6S balancer, includes key

Part No. 102075

GM 5.0L, 5.4L, 5.7L,
305, 327, 350



1969-95
O.E. No: 6272221, 12551537
O.E. design, balance internal, 5S balancer, includes 2 keys

Part No. 102076

GM 5.0L, 307



1969-73
O.E. No: 6272223
Heavy duty design, includes key

Part No. 102077

GM 5.0L, 5.4L, 5.7L,
305, 327, 350



1969-95
O.E. No: 6272221, 12551537
Heavy duty design, includes 2 keys

Part No. 102078

GM 6.5L, 6.6L, 7.0L,
396, 402, 427



1965-70
O.E. No: 3860010
Balance internal, bore size 1.589", includes key

Part No. 102079

HYUNDAI 1.5L



1993
O.E. No: 2312422001
Double 4S pulley

Part No. 102080

HYUNDAI 1.5L



1994-99
O.E. No: 2312422020
Double 4S pulley, includes key

Part No. 102081

HYUNDAI,
MITSUBISHI 1.5L



1990-94
O.E. No: 2312424010
4S pulley

Part No. 102082

CHRYSLER, EAGLE,
HYUNDAI, MITSUBISHI
1.8L, 2.0L, 122, 2.4L



1989-98
O.E. No: MD130250, MD300516, MD338315,
MD338316, MD376608, MD376609
8S pulley

Part No. 102083

HYUNDAI 3.0L



1990-98
O.E. No: 2312935010
5S 1V balancer, includes key

Part No. 102084

TOYOTA 2.4L



1985-95
O.E. No: 1347035020
2V balancer, includes key

Part No. 102085

**TOYOTA 2.4L, 3.4L,
3.9L, 4.2L**



1973-87
O.E. No: 1347060100
1V balancer, includes key

Part No. 102086

**TOYOTA 2.4L, 3.4L,
3.9L, 4.2L**



1973-87
O.E. No: 1347060111, 1347061010
3V balancer, includes key

Part No. 102087

TOYOTA 3.9L, 4.2L



1973-87
O.E. No: 1347060120
2V balancer, includes key

Part No. 102088

TOYOTA 4.0L



1988-92
O.E. No: 1347061030
2V balancer, includes key

Part No. 102089

VOLVO 2.3L, 2.8L



1985-95
O.E. No: 91351940
3V balancer

Part No. 102090

MINISUBISHI 3.0L, 3.5L



1997-00
O.E. No: MD311472
5S 1V balancer, includes key

Part No. 102091

SAAB 2.0L



1985-94
O.E. No: 9107665
3V balancer, includes key

Part No. 102092

SAAB 2.0L



1979-84
O.E. No: 7501950
3V balancer, includes key

Part No. 102093

SAAB 2.0L



1985-90
O.E. No: 8789315
3V balancer, includes key

Part No. 102094

SAAB 2.0L



1986-90
O.E. No: 9321530
5S 1V balancer, includes key

Part No. 102095

HONDA, ISUZU 2.2L



1994-97
O.E. No: 13810POA003
6S balancer, includes key

Part No. 102096

HONDA 2.2L, 2.3L



1990-96
O.E. No: 13810PT1003
8S balancer, 4.00 diameter, exc. VTEC engine

Part No. 102097

VOLVO 2.3L



1989-91
O.E. No: 91351957
3V balancer, B234F engine, includes key

Part No. 102098

TOYOTA 2.2L, 2.4L



1978-84
O.E. No: 1340838010
2V balancer, includes key

Part No. 102099

TOYOTA 3.0L



1988-95
O.E. No: 1340865011
4S 1V balancer, includes key

Part No. 102100

FORD 5.8L, 6.6L, 351, 400



1971-82
O.E. No: D5AZ6316A
4 bolt hub, includes key

Part No. 102101

FORD 3.0L, 182



1986-89
O.E. No: E8DZ6316A
Spoked with 4 bolt holes, includes key

Part No. 102102

FORD, MAZDA 3.0L, 182



1990-94
O.E. No: F0DZ6316A
Spoked with 4 bolt holes, includes key

Part No. 102103

FORD 4.9L, 300



1996
O.E. No: F6UZ6316A
6S balancer, reuse exciter ring from original part, includes key

Part No. 102104

GM 3.3L, 204



1991-92
O.E. No: 24501985, 88960260
6S balancer, includes key, similar to 102054 but with deeper well (where bolt seats)

Part No. 102105

GM 3.3L, 204



1993
O.E. No: 24503067, 88960262
6S balancer, includes key

Part No. 102106

GM 6.2L, 6.5L, 379, 395



1988-02
O.E. No: 12557345
6S pulley, bolts onto 102051 and 102059

Part No. 102107

GM 3.8L, 231



1991-92
O.E. No: 88960259
Double 6S balancer, includes trigger wheel and key

Part No. 102108

GM 3.8L, 231



1993-95
O.E. No: 88960265
Double 6S balancer, includes trigger wheel and key, 1.00 inch weight opposite keyway (small)

Part No. 102109

GM 3.8L, 231



1995
O.E. No: 88960264
Double 6S balancer, includes trigger wheel and key, 2.50 inch weight opposite keyway (large)

Part No. 102110

FORD 3.0L, 182



1996-03
O.E. No: 1F1Z6A312AA
6S pulley w/metal shaft, threads onto balancer 102116, reverse thread

Part No. 102111

HYUNDAI 1.5L



1993
O.E. No: 2312422000
Double 4S balancer, includes key

Part No. 102112

CHRYSLER 2.0L, 122



1995-99
O.E. No: 4667756, 4667765
4S, 1V balancer, no keyway

Part No. 102113

FORD 2.9L, 177



1986-92
O.E. No: E6TZ6B321B, F0TZ6B321B
Double 1V balancer, includes key

Part No. 102114

CHRYSLER 3.3L, 3.8L, 201, 230



1990-03
O.E. No: 4448886
6S balancer, no keyway

Part No. 102115**GM 5.7L, 350**

1992-96
 O.E. No: 10128489
 6S balancer, no keyway

Part No. 102116**FORD 3.0L, 182**

1996-03
 O.E. No: XF1Z6316AA
 Solid balancer, includes key, use with pulley 102110

Part No. 102117**FORD, MAZDA 2.5L, 3.0L, 155, 182**

1995-03
 O.E. No: F7RZ6316AA, AJ0311400, GY0111400A
 6S balancer, includes key

Part No. 102118**FORD 4.6L, 281**

1996-03
 O.E. No: F6ZZ6312AB
 6S balancer, includes key

Part No. 102119**GM 5.7L, 350**

1996
 O.E. No: 12551486
 6S balancer, no keyway

Part No. 102120**GM 5.7L, 350**

2001-04
 O.E. No: 12560115
 Double serpentine, spoked, 10 grooves

Part No. 102121**GM 5.7L, 350**

1990-95
 O.E. No: 10153517, 10225133
 6S balancer, includes key

Part No. 102122**GM 5.0L, 5.7L, 6.6L, 7.5L, 307, 350, 403, 455**

1968-90
 O.E. No: 417142
 Solid balancer, includes key

Part No. 102123

FORD 2.0L, 122



1997-04
O.E. No: 2M5Z6312AA
6S balancer, 35 tooth trigger wheel

Part No. 102124

FORD 6.8L, 415



2000
O.E. No: YC2Z6312AA
8S balancer, includes key

Part No. 102125

MAZDA 2.0L, 2.5L



1995-02
O.E. No: KL0111400B
5S, 4S balancer, includes key

Part No. 102126

SUBARU 2.0L, 2.2L



1999-03
O.E. No: 12305AA242
5S, 4S balancer, includes key

Part No. 102127

CHRYSLER 3.0L, 181



1987-00
O.E. No: MD096778, MD354781
Solid balancer, includes key

Part No. 102128

CHRYSLER 5.9L, 360



1972-92
O.E. No: 4173445
Solid balancer

Part No. 102129

CHRYSLER 5.9L, 360



2001-03
O.E. No: 53020182, 53021284
7S balancer

Part No. 102130

FORD, MAZDA 2.0L, 122



1993-95
O.E. No: F32Z6312AA, FS0511401, FS1111401
5S, 4S balancer, includes key

Part No. 102131

TOYOTA 2.0L, 2.2L



1987-93
O.E. No: 1340874010
5S, 3S balancer, includes key

Part No. 102132

TOYOTA 2.0L, 2.2L



1992-01
O.E. No: 1340874031
5S, 3S balancer

Part No. 102133

TOYOTA 3.0L



1994-03
O.E. No: 1340820010
6S, 4S balancer, includes key

Part No. 102134

NISSAN 1.6L



1995-99
O.E. No: 123030M210
6S, 4S balancer, includes key

Part No. 102135

**CHRYSLER, MITSUBISHI
3.0L, 181**



1991-99
O.E. No: MD138339
5S, 4S balancer

Part No. 102136

FORD 330

Picture unavailable
at time of publication.

1973-78
O.E. No: D2TZ6312A
2V balancer, includes key

Part No. 102137

**FORD 360, 390,
427, 428**

Picture unavailable
at time of publication.

1966-76
O.E. No: D5TZ6316D
3 bolt hub, includes keyl

Part No. 102138

**GM, SATURN
3.0L, 181**



1997-05
O.E. No: 9228479
6S balancer, no keyway

Part No. 102140

FORD 5.0L, 302



1996-00
O.E. No: F67Z6312AA
6S balancer, includes 35 tooth trigger wheel

Part No. 102142

HONDA, ISUZU 3.2L



1993-97
O.E. No: 8970868260
4S, 1V balancer

Part No. 102144

CHRYSLER, EAGLE
3.3L, 201



1993-97
O.E. No: 4663175
6S, 1V balancer

Part No. 102147

CHRYSLER, MITSUBISHI
3.0L, 181, 3.5L



1997-03
O.E. No: MD333325, MN119375
6S, 4S balancer, no keyway

Part No. 102141

VOLVO 2.3L, 2.4L



1993-99
O.E. No: 12758017
6S balancer, no keyway

Part No. 102143

SAAB, SUBARU 2.5L



1997-09
O.E. No: 12305AA251
5S, 4S balancer

Part No. 102145

SUBARU 1.8L



1985-94
O.E. No: 12305AA001
Double 1V pulley

Part No. 102148

CHRYSLER, EAGLE,
MITSUBISHI 2.0L, 122



1995-99
O.E. No: 4667772
4S, 5S balancer, no keyway

Part No. 102150

FORD 3.0L, 182



1990-92
O.E. No: F12Z6316A
6S, 4S balancer, includes key

Part No. 102151

**EAGLE, MITSUBISHI
2.0L, 122, 2.4L**



1990-99
O.E. No: MD300517, MD338319, MD377604
Double 4S balancer, no keyway

Part No. 102152

HYUNDAI 1.5L, 1.6L



1996-05
O.E. No: 2312426010
Double 4S balancer

Part No. 102153

TOYOTA 2.4L, 2.7L



1994-00
O.E. No: 1340875030
5S balancer, includes key

Part No. 102154

GM 3.8L, 231



1986-88
O.E. No: 25532179
6S balancer, 3 tooth trigger wheel, 4.00 inch weight opposite keyway, includes key and 1 bolt

Part No. 102155

**CHRYSLER, EAGLE,
MITSUBISHI 1.8L, 107**



1990-94
O.E. No: MD090767
1V balancer, no keyway

Part No. 102156

GM, ISUZU 4.3L, 262



1996-06
O.E. No: 10224885
Solid balancer, no keyway

Part No. 102157

TOYOTA 1.6L, 1.8L



1993-97
O.E. No: 1347016090
5S, 4S balancer

HARMONIC BALANCERS

Part No. 102158

**CHRYSLER, EAGLE 3.2L,
3.5L, 197, 215**



1993-04
O.E. No: 4663176
6S, 1V balancer, no keyway

Part No. 102159

MAZDA 1.8L, 2.0L



1996-03
O.E. No: FSB811400
4S, 5S balancer, 35 tooth trigger wheel

Part No. 102160

**CHRYSLER 2.0L,
2.4L, 122, 148**



2000-02
O.E. No: 4777618AA, 4777618AB, 4777618AD, 4777618AE
Double 4S balancer, no keyway

Part No. 102161

CHRYSLER 2.5L, 152



1995-00
O.E. No: MD324796
6S, 4S balancer, includes key

Part No. 102162

HONDA, ISUZU 2.3L



1998-02
O.E. No: 13810PAAA01
6S, 4S balancer, splined hub, includes key

Part No. 102163

NISSAN 3.0L



1995-01
O.E. No: 1230331U10
6S, 4S balancer, 4 tooth trigger wheel, includes key

Part No. 102164

FORD 4.6L, 281



1997-06
O.E. No: F75Z6312BA
8S balancer, includes key

Part No. 102165

SATURN 1.9L, 116



1991-02
O.E. No: 21007717
5S balancer

Part No. 102166

**CHRYSLER, JEEP 3.7L,
4.7L, 226, 285**



1999-06
O.E. No: 53020689AB
6S balancer, no keyway

Part No. 102167

HONDA 1.7L



2001-05
O.E. No: 13810PLMA01
6S, 4S balancer, splined hub

Part No. 102168

MAZDA 2.0L



1996-97
O.E. No: FSB911400
5S, 4S balancer, includes key

Part No. 102169

GM 4.0L, 4.6L, 244, 281



1993-99
O.E. No: 12552437
6S balancer, no keyway

Part No. 102170

**CHRYSLER, MITSUBISHI
3.0L, 181**



1989-94
O.E. No: MD141468
1V, 5S balancer

Part No. 102171

**GM, HUMMER, ISUZU,
SAAB 4.8L, 5.3L, 6.0L,
294, 325, 364**



1999-06
O.E. No: 12576652
6S, 4S balancer, includes key

Part No. 102175

FORD 3.8L, 232



1989-93
O.E. No: E9SZ6B321C
8S, 6S balancer with trigger wheel

Part No. 102176

HONDA 1.5L, 1.6L



1992-95
O.E. No: 13811P00U00
Triple 4S balancer, splined hub, includes key

Part No. 102177

NISSAN 3.3L



1996-00
O.E. No: 123030W001
5S, 6S, 1V balancer, includes key

Part No. 102179

CHRYSLER, MITSUBISHI
3.0L, 181



1992-99
O.E. No: MD177199
6S, 4S balancer

Part No. 102181

GM, LOTUS, TOYOTA 1.8L



2000-06
O.E. No: 88969562, 1347088600, 951613U416
6S balancer, includes key

Part No. 102182

GM, TOYOTA 1.8L



1998-08
O.E. No: 88972521, 94856690, 94858989,
1347022021, 134700D010
6S balancer, includes key

Part No. 102183

TOYOTA 2.0L, 2.4L



2001-10
O.E. No: 134700020, 134700H010, 134700H020
7S balancer, includes key

Part No. 102184

GEO, TOYOTA 1.6L



1988-92
O.E. No: 1347016030
Double 5S balancer, includes key

Part No. 102185

TOYOTA 4.7L



1998-09
O.E. No: 1340750091, 134070F010
6S balancer, includes key

Part No. 102186

FORD 5.4L, 330



2001-08
O.E. No: 2L1Z6312AA, 2L7Z6312AA
6S balancer, includes key

Part No. 102188

**CHRYSLER 2.0L, 2.4L,
122, 148**



1995-07
O.E. No: 4694268AB, 4777618AA
6S, 4S balancer, no keyway

Part No. 102189

**FORD, NISSAN 3.0L,
182, 3.3L**



1996-02
O.E. No: 123031B000
4S, 5S balancer

Part No. 102190

MAZDA 2.5L



1998-02
O.E. No: KLG411400
5S, 4S balancer, 35 tooth trigger wheel, includes key

Part No. 102191

FORD 3.0L, 182



1992-94
O.E. No: F23Z6316A
6S, 4S balancer, spoked with 4 bolt holes

Part No. 102192

GM 2.5L, 151



1987-93
O.E. No: 10042814
6S pulley, Used with 102193

Part No. 102193

GM 2.5L, 151



1980-93
O.E. No: 10001587, 10020689, 10022956, 10028930
Three eared hub with 3 holes, used with 102192, includes key

Part No. 102194

**GM, ISUZU 2.0L, 2.2L,
122, 134**



1983-03
O.E. No: 10141920
6S pulley, Used with 102195

Part No. 102195

**GM, ISUZU 2.0L, 2.2L,
122, 134**



1983-03
O.E. No: 14062705, 14090025
Three eared hub with 6 holes, used with 102194, includes key

Part No. 102196

TOYOTA 3.4L



1995-04
O.E. No: 1340862040
Triple 4S balancer

Part No. 102197

HONDA 1.5L



1992-95
O.E. No: 13810P26003
Triple 4S balancer, splined hub

Part No. 102198

NISSAN 3.0L



1988-95
O.E. No: 1230312G02
Triple 1V balancer

Part No. 102199

FORD 3.9L, 4.9L,
240, 300

Picture unavailable
at time of publication.

1968-77
O.E. No: D4TZ 6312-A, D9TZ 6312-AC
Triple V-Belt, 4 bolt hub, 3 grooves

Part No. 102200

FORD, SHELBY, SUNBEAM
4.7L, 289



1965-68
O.E. No: D4TZ 6312-A, D9TZ 6312-AC
Triple V-Belt, 4 bolt hub, 3 grooves

Part No. 102201

FORD 5.0L, 302

Picture unavailable
at time of publication.

1968-69
O.E. No: C8AZ6316A
Solid, weight external

Part No. 102202

FORD 3.8L

Picture unavailable
at time of publication.

1982
O.E. No: E2DZ6B321A
Balancer hub

Part No. 102203

FORD 2.8L, 170

Picture unavailable
at time of publication.

1965-72
O.E. No: C8DZ6312A
V-Belt, 4 bolt hub, 1 groove

Part No. 102204

FORD 5.8L, 351

Picture unavailable
at time of publication.

1969-81
O.E. No: D2AZ6316A
Solid, weight external

Part No. 102205

MITSUBISHI 2.0L, 2.4L



1993-98
O.E. No: C8DZ6312A
6S, 4S balancer, 4 bolt hub

Part No. 102206

**BRICKLIN, DETOMASO,
FORD 5.8L, 351**



1970-80
O.E. No: D2AZ6316B
Solid balancer

Part No. 102207

**GM 3.4L, 3.5L, 3.9L,
207, 213, 237**



2004-08
O.E. No: 12561513
6S balancer

Part No. 102208

HYUNDAI 1.6L, 1.8L, 2.0L



1992-01
O.E. No: 2312423010
Double 4S balancer

Part No. 102209

GM 3.6L, 217



2004-05
O.E. No: 12597654
Double 6S balancer, no keyway

Part No. 102210

CHRYSLER 3.7L, 225



1960-87
O.E. No: 4095527
Spoked with 6 bolt holes, 1 groove

Part No. 102211

FORD 3.3L, 200



1964-77
O.E. No: C2DZ6312A, C8DE6316AZ
Double V-belt, 4 bolt hub, 2 grooves

Part No. 102212

VOLVO 2.3L, 2.4L



1999-01
O.E. No: 12759304
6S balancer, no keyway

Part No. 102213

HYUNDAI, KIA 3.5L



2002-06
O.E. No: 2312439503, 2312439504
6S, 5S balancer, no keyway

Part No. 102214

HYUNDAI 2.4L



1989-91
O.E. No: 2312932520
Balancer only, key is not used, 4 bolt hub, 5 grooves

Part No. 102215

KIA 2.0L



1995-01
O.E. No: 0K01511401B
1V, 4S balancer

Part No. 102216

KIA 1.8L



1999-04
O.E. No: 0K24711317A
Double 4S balancer

Part No. 102217

KIA 1.5L, 1.6L



2001-04
O.E. No: 0K30C11401
6 grooves, 4 bolt hub

Part No. 102218

HYUNDAI 2.0L



2001-06
O.E. No: 2312423515
Double 4S balancer

Part No. 102219

HYUNDAI, KIA 2.0L



2004-08
O.E. No: 2312423772
Double 4S balancer

Part No. 102220

KIA 1.6L



2005
O.E. No: 231242X010
Double 4S balancer, no keyway

Part No. 102221

HYUNDAI 3.0L



2001
O.E. No: 2312439002, 2312439003, 2312439004
6S, 5S balancer, no keyway

Part No. 102222

HYUNDAI, KIA 3.5L, 3.8L



2006-08
O.E. No: 231243C100, 231243C101, 231243C100
6S balancer

Part No. 102223

KIA 2.0L



2002
O.E. No: 231243X700
4S, 1V balancer

Part No. 102225

FORD 2.0L, 121



1995-04
O.E. No: F5RZ6312A
6S balancer

Part No. 102226

MINI 2.0L



2000-05
O.E. No: MD376056
Double 5S balancer, no keyway

Part No. 102227

HYUNDAI, KIA 2.5L, 2.7L



2001-08
O.E. No: 2312437500
6S balancer, no keyway

Part No. 102228

TOYOTA 1.5L



1987-94
O.E. No: 1340811012
Includes key, spoked with 4 bolt holes, 4 grooves

HARMONIC BALANCERS

Part No. 102230

TOYOTA 3.0L



1992-93
O.E. No: 1340862030
Includes key, Double Serpentine, 2 bolt hub, 10 grooves

Part No. 102231

GM 4.2L, 256



2002-09
O.E. No: 12571619
Serpentine, spoked balancer

Part No. 102232

FORD 4.2L, 256



1997-98
O.E. No: 3L3Z6B321AB
Solid w/ sensor ring

Part No. 102235

HONDA 3.0L, 3.2L,
3.5L, 3.7L



2005-09
O.E. No: 13810RJA003
Serpentine balancer 7.09375 O.D.

Part No. 102236

FORD 6.0L, 363



2003-10
O.E. No: 3C3Z6312AA
Serpentine balancer 8.125 O.D.

Part No. 102237

AUDI, VOLKSWAGEN
1.8L, 2.0L

Picture unavailable
at time of publication.

1998-06
O.E. No: 06A105243E
Serpentine balancer 5.00 O.D.

Part No. 102238

GM 4.3L, 5.0L,
262, 307



1969-75
O.E. No: 6272223
Street perf. design, includes key

Part No. 102239

GM 5.0L, 5.4L, 5.7L,
305, 327, 350



1969-95
O.E. No: 6272221, 12551537
Street perf. design, balance internal, 5S balancer,
includes 2 keys

Part No. 102240

FORD 5.0L, 302



1970-78
O.E. No: D7TZ6316A
Street perf. design, 4 bolt hub, includes key

Part No. 102241

FORD 5.8IL 351W

Picture unavailable
at time of publication.

1981-87
O.E. No: E4TZ6316B
Heavy duty design

Part No. 102242

GM 3.8L



1988-90
O.E. No: 25535485
Heavy duty design

Part No. 102243

GM 3.8L



1990-92
O.E. No: 24501201
Heavy duty design

Part No. 102244

GM 3.8L



1993-94
O.E. No: 24503065
Heavy duty design

Part No. 102245

GM 250



1966-71
O.E. No: 3876872
1V balancer, includes key

Part No. 102246

NISSAN 2.6L, 2.8L



1974-83
O.E. No: 12303P8111
2V balancer, includes key

Part No. 102247

HONDA, ISUZU 3.2L, 3.5L



1992-02
O.E. No: 8971318590, 8973212960
5S, includes key

Part No. 102248

CHRYSLER 440

Picture unavailable
at time of publication.

1966-71
O.E. No: 2658457
Forged crankshaft, asymmetrical 6 bolt pattern hub.

Part No. 102250

SATURN 1.9L, 116



1996-02
O.E. No: 21007716
5S balancer

Part No. 102252

**CHRYSLER, EAGLE,
JEEP 2.5L, 153**



1988-02
O.E. No: 33002879
Serpentine balancer 6.75 O.D.

Part No. 102254

TOYOTA 3.5L



2007-10
O.E. No: 1347031030
Serpentine balancer 5.84375 O.D.

Part No. 102249

GM 6.0L

Picture unavailable
at time of publication.

1983-90
O.E. No: 10106421, 10114166
6 bolt hub, includes key

Part No. 102251

FORD 4.0L, 245



2001-10
O.E. No: 3L2Z6B321AA
Serpentine balancer with trigger wheel

Part No. 102253

SAAB 2.0L



1999-03
O.E. No: 30520452, 30585298
6 bolt hub

Part No. 102255

HONDA 2.0L

Picture unavailable
at time of publication.

1986-89
O.E. No: 56990PH1010
5S, 4S, 1V balancer

Part No. 102256

HONDA 2.3L



2001-02
O.E. No: 13810PAAA51
Double serpentine balancer, splined, 7.125 O.D.

Part No. 102257

NISSAN 2.4L



1998-02
O.E. No: 123030Z800
6S, 4S balancer

Part No. 102258

**VOLKSWAGEN
1.9L, 116**

Picture unavailable
at time of publication.

1996-98
O.E. No: 038105243T
5S, 4S balancer

Part No. 102259

**VOLKSWAGEN
1.9L, 116**

Picture unavailable
at time of publication.

1998-06
O.E. No: 038105243, 038105243K
6S balancer

Part No. 102260

**VOLKSWAGEN
1.9L, 2.0L**



2003-10
O.E. No: 03G105243
6S balancer

Part No. 102261

VOLVO 2.9L, 177



1995-98
O.E. No: 01355149
Triple 1V balancer

Part No. 102262

BMW 2.5L, 2.8L, 3.0L



1999-02
O.E. No: 11231438995
6S, 5S balancer

Part No. 102263

BMW 2.5L, 3.0L



2003-06
O.E. No: 07119951480, 11237513862
Double serpentine balancer 7.75 O.D.

Part No. 102264

SUZUKI 1.3L, 1.6L



1995-01
O.E. No: 1261061G00
Double 4S pulley

Part No. 102265

SUZUKI 1.8L, 2.0L



1996-03
O.E. No: 1261077000
Double serpentine pulley

Part No. 102266

SUZUKI 2.5L, 2.7L



1999-08
O.E. No: 1261085FA1
Double serpentine pulley

Part No. 102267

SUZUKI 1.3L, 1.6L



1986-95
O.E. No: 1261182170
Double 1V balancer

Part No. 102268

HYUNDAI 2.0L, 2.4L



1992-05
O.E. No: 2312438210, 2312438201
5S, 4S balancer

Part No. 102269

MITSUBISHI 1.8L



1997-00
O.E. No: MD350781
Double serpentine, spoked

Part No. 102270

MITSUBISHI 1.5L



2000-02
O.E. No: MD356151
Double serpentine, solid w/o keyway

Part No. 102271

CHRYSLER 2.5L



1995-00
O.E. No: MD197613
6S balancer

Part No. 102272

FORD 4.6L, 281



2001-10
O.E. No: 1W7Z6312AA
Serpentine, spoked balancer 7.0625 O.D.

Part No. 102273

**GM, SAAB, SATURN
2.0L, 2.2L, 2.4L,
122, 134, 145**



2001-10
O.E. No: 12787628
Serpentine, spoked balancer

Part No. 102274

CHRYSLER 2.7L



2003-06
O.E. No: 5103972AA, 5103972AB
6S balancer

Part No. 102275

**HONDA 3.0L,
3.2L, 3.5L**



1997-04
O.E. No: 13810P8AA01
Double serpentine balancer 7.09375 O.D.

Part No. 102276

NISSAN 3.5L



2002-08
O.E. No: 123037Y000
Double serpentine balancer 6.1875 O.D.

Part No. 102277

**FORD 4.6L,
281**

Picture unavailable
at time of publication.

1991-92
O.E. No: F1AZ6316A
7S balancer

Part No. 102278

**CHRYSLER
5.9L, 360**



1999-02
O.E. No: 5011800AA
8S balancer

Part No. 102279

**CHRYSLER, JEEP
5.7L, 345**



2005-08
O.E. No: 4792815AA
Serpentine, spoked balancer

Part No. 102280

HONDA 1.6L

Picture unavailable
at time of publication.

1996-01
O.E. No: 13810P2K003
Triple 4S balancer, splined hub

Part No. 102282

HONDA 2.0L

Picture unavailable
at time of publication.

2003-05
O.E. No: 13810RAAA01
7S balancer

Part No. 102284

GM 3.8L

Picture unavailable
at time of publication.

2000-09
O.E. No: 12563265, 12563266, 12563282, 24505177, 12563266
6S balancer and trigger wheel, includes key

Part No. 102286

FORD 2.0L, 2.3L

Picture unavailable
at time of publication.

2004-10
O.E. No: 7Y7Z6312A
6S balancer and 35 tooth trigger wheel, includes bolt and washer

Part No. 102281

NISSAN 1.8L

Picture unavailable
at time of publication.

2000-06
O.E. No: 123035M000
6S, 4S balancer

Part No. 102283

**HONDA 2.0L,
2.4L**

Picture unavailable
at time of publication.

2002-06
O.E. No: 13810PNA003, 13810PNA013,
13810PNLE01, 13810RRAA02
7S balancer

Part No. 102285

NISSAN 2.5L

Picture unavailable
at time of publication.

2000-08
O.E. No: 123038J000, 12303JA00A
6S balancer

Part No. 102287

FORD 5.0L, 302

Picture unavailable
at time of publication.

1984-95
O.E. No: E4TZ6316A
Race design, 4 bolt hub, includes key

Part No. 102289

GM 5.7L, 350

Picture unavailable
at time of publication.

1969-96
O.E. No: 6272222
Street perf. design; balance internal, 3 mounting holes,
includes key

Part No. 102290

GM 7.4L, 454

Picture unavailable
at time of publication.

1970-90
O.E. No: 10141212
Race design; balance external; includes key

Part No. 102291

GM 7.4L, 454

Picture unavailable
at time of publication.

1970-90
O.E. No: 10141212
Street perf. design; balance external; includes key

Part No. 102292

**GM 5.0L, 5.4L, 5.7L,
305, 327, 350**

Picture unavailable
at time of publication.

1969-95
O.E. No: 6272221, 12551537
Race design, balance internal, 5S balancer, includes 2 keys

Part No. 102293

GM 6.6L, 400

Picture unavailable
at time of publication.

1970-80
O.E. No: 6272225
Street perf. design, balance external, includes 2 keys

Part No. 102294

**CHRYSLER 3.9L, 5.2L,
5.6L, 239, 318, 340**

Picture unavailable
at time of publication.

1972-91
O.E. No: 4173443
Race design, 6 bolt hub, includes key

Part No. 102295

**CHRYSLER 3.9L,
5.2L, 5.6L, 239,
318, 340**

Picture unavailable
at time of publication.

1972-91
O.E. No: 4173443
Street perf. design, 6 bolt hub, includes key

Part No. 102296

FORD 5.0L, 302

Picture unavailable
at time of publication.

1984-95
O.E. No: E4TZ6316A
Street perf. design, 4 bolt hub, includes key

Part No. 102297**FORD 7.5L, 460**Picture unavailable
at time of publication.1979-95
O.E. No: D9TZ6316B, D9TZ6316C
Race design, For 1979, use with original weighted spacer**Part No. 102299****GM 6.5L, 6.6L, 7.0L,
396, 402, 427**Picture unavailable
at time of publication.1965-70
O.E. No: 3860010
Street perf. design, balance internal, bore size 1.589", includes key**Part No. 102301****GM 5.7L, 6.6L, 7.0L,
7.5L, 350, 400, 428, 455**Picture unavailable
at time of publication.1968-79
O.E. No: 477682
Street perf. design 4 bolt hub; includes key**Part No. 102303****CHRYSLER 1.5L**Picture unavailable
at time of publication.1987-90
O.E. No: MD112272
4S balancer**Part No. 102298****FORD 4.6L, 281**Picture unavailable
at time of publication.1992-00
O.E. No: F3AZ6316A
Street perf. design, 6S balancer, 3 spokes, includes key**Part No. 102300****GM 5.7L, 6.6L, 7.0L,
7.5L, 350, 400, 428, 455**Picture unavailable
at time of publication.1968-79
O.E. No: 477682
Race design 4 bolt hub; includes key**Part No. 102302****CHRYSLER 6.1L**Picture unavailable
at time of publication.2005-10
O.E. No: 5037394AA
6S balancer**Part No. 102304****CHRYSLER 1.5L**Picture unavailable
at time of publication.1991-96
O.E. No: MD145529
4S balancer

Part No. 102305**CHRYSLER 2.0L, 2.4L**Picture unavailable
at time of publication.1989-93
O.E. No: MD125890
Double 4S balancer**Part No. 102306****SAAB 2.3L**Picture unavailable
at time of publication.1991-93
O.E. No: 9143199
6S balancer**Part No. 102307****TOYOTA 2.0L, 2.2L**Picture unavailable
at time of publication.1984-89
O.E. No: 1340873010
4S balancer**Part No. 102308****TOYOTA 1.6L**Picture unavailable
at time of publication.1988-93
O.E. No: 1347015070
5S, 4S balancer**Part No. 102309****FORD 5.8L, 351**Picture unavailable
at time of publication.1970-71
O.E. No: D2AZ 6312B
4 bolt hub, includes key**Part No. 102310****FORD 5.8L, 351**Picture unavailable
at time of publication.1972-74
O.E. No: D2AZ 6312C
4 bolt hub, includes key**Part No. 102311****GM 5.7L, 350**Picture unavailable
at time of publication.1969-96
O.E. No: 6272222
Race design; balance internal, 3 mounting holes, includes key**Part No. 102314****GM 6.6L, 400**Picture unavailable
at time of publication.1970-80
O.E. No: 6272225
Race design, balance external, includes 2 keys

Part No. 102315

FORD 7.5L, 460

Picture unavailable
at time of publication.

1979-95
O.E. No: D9TZ6316B, D9TZ6316C
Street perf. design, For 1979, use with original weighted spacer

Part No. 102316

FORD 4.6L, 281

Picture unavailable
at time of publication.

1992-00
O.E. No: F3AZ6316A
Race design, 6S balancer, 3 spokes, includes key

Part No. 102317

**GM 6.5L, 6.6L, 7.0L, 396,
402, 427**

Picture unavailable
at time of publication.

1965-70
O.E. No: 3860010
Race design, balance internal, bore size 1.589", includes key

Part No. 102318

**GM 4.3L, 5.0L,
262, 307**

Picture unavailable
at time of publication.


1969-75
O.E. No: 6272223
Race design, includes key

 **The Value Is In The Brand!**

Part No. 106001 Intake Manifold (Upper Plenum)

**1995-04
General Motors Vehicles
with 3.8L Engine
(Exc. Supercharged)**

- Beefed Up Internal and External Ribs Within the Plenum to Prevent Coolant Leaks and Failures Due to Backfires
- **Improved** Carrier and Throttle Body Gaskets to Prevent Coolant Leaks



- Heat Stabilized Nylon Material Throughout

Buick

1995-04	LeSabre	3.8L	
1995-04	Park Avenue	3.8L	w/o supercharger
1995-04	Regal	3.8L	w/o supercharger
1995-97	Riviera	3.8L	w/o supercharger

Chevrolet

1995-02	Camaro	3.8L	w/o supercharger
2000-04	Impala	3.8L	w/o supercharger
1998-99	Lumina	3.8L	w/o supercharger
1998-04	Monte Carlo	3.8L	w/o supercharger

Oldsmobile

1995-99	88	3.8L	w/o supercharger
1995-96	98	3.8L	w/o supercharger
1998-99	Intrigue	3.8L	w/o supercharger
1997-98	Regency	3.8L	w/o supercharger

Pontiac

1995-04	Bonneville	3.8L	w/o supercharger
1995-02	Firebird	3.8L	
1997-04	Grand Prix	3.8L	w/o supercharger

Synthetic Automatic Transmission Fluid Protectant

For all transmission fluids including Dextron® VI

- Prevents torque converter shudder and clutch pack chatter
- Prevents overheating
- Reduces wear
- Ensures proper shifts
- Part No. AT-202
1 – 10 oz. bottle per transmission
(normal application)



The Value Is In The Brand!

MODEL	YEAR	ENGINE	ADDITIONAL	PART NUMBER
AMC				
AMX	1978-79	5.0L 304cid	California	105020
Ambassador	1971-74	5.0L 304cid		105010
	1971-74	5.9L 360cid		105010
	1971-74	6.6L 401cid		105010
Concord	1978-79	5.0L 304cid	California	105020
Javelin	1971-74	5.0L 304cid		105010
	1971-74	5.9L 360cid		105010
	1971-74	6.6L 401cid		105010
Matador	1971-74	5.0L 304cid		105010
	1971-74	5.9L 360cid		105010
	1975-78	5.9L 360cid	California	105020
	1971-74	6.6L 401cid		105010
	1975	6.6L 401cid		105020
Pacer	1978-79	5.0L 304cid	California	105020
Spirit	1979	5.0L 304cid	California	105020
BUICK				
Century	1978-79	3.2L 196cid	C in 5th position of VIN	105013
	1977	3.8L 231cid	Vacuum actuator	105008
	1978-81	3.8L 231cid	A in 5th position of VIN	105013
	1979	3.8L 231cid	3 in 5th position of VIN; Turbocharged	105015
	1980	3.8L 231cid	3 in 5th position of VIN; Turbocharged	105013
	1982-83	4.3L 260cid	T in 8th position of VIN	105014
	1980	4.3L 265cid	S in 5th position of VIN	105016
	1981	4.3L 265cid		105005
	1981	4.4L 267cid	J in 8th position of VIN	105006
	1979-80	4.9L 301cid	W in 5th position of VIN	105016
	1977	5.0L 305cid	U in 5th position of VIN; w/o EFE	105002
	1977	5.0L 305cid	Vacuum actuator	105008
	1980	5.0L 305cid	H in 5th position of VIN	105006
	1975-77	5.7L 350cid	H in 5th position of VIN	105009
	1976-77	5.7L 350cid	Vacuum actuator	105008
	1977-79	5.7L 350cid	L in 5th position of VIN	105009
1977	6.6L 403cid	K in 5th position of VIN	105016	
Electra	1980-84	4.1L 252cid	4 in 5th position of VIN 1980; 8th position 81-84	105013
	1978-79	5.7L 350cid	R in 5th position of VIN	105015
	1978-79	5.7L 350cid	X in 5th position of VIN	105015
	1981	5.7L 350cid	N in 8th position of VIN	105014
	1977-78	6.6L 403cid	K in 5th position of VIN	105016
Estate Wagon	1982-83	5.0L 307cid	Y in 8th position of VIN	105009
	1977-79	5.7L 350cid	R in 5th position of VIN	105015
	1978-79	5.7L 350cid	X in 5th position of VIN	105015

MODEL	YEAR	ENGINE	ADDITIONAL	PART NUMBER
BUICK				
Estate Wagon (Cont'd)	1981	5.7L 350cid	N in 8th position of VIN	105014
	1977-78	6.6L 403cid	K in 5th position of VIN	105016
LeSabre	1980-84	4.1L 252cid	4 in 5th position of VIN for 1980; 8th position for 81-84	105013
	1982	4.4L 267cid	J in 8th position of VIN	105006
	1977-79	4.9L 301cid	Y in 5th position of VIN	105016
	1982-85	5.0L 307cid	Y in 8th position of VIN	105009
	1975-77	5.7L 350cid	J in 5th position of VIN	105015
	1977-79	5.7L 350cid	R in 5th position of VIN	105015
	1978-79	5.7L 350cid	X in 5th position of VIN	105015
	1981	5.7L 350cid	N in 8th position of VIN	105014
	1977-78	6.6L 403cid	K in 5th position of VIN	105016
	Regal	1978-79	3.2L 196cid	C in 5th position of VIN
1978		3.8L 231cid	G in 5th position of VIN	105015
1978-79		3.8L 231cid	3 in 5th position of VIN	105015
1982-84		4.1L 252cid	4 in 8th position of VIN	105013
1982-83		4.3L 260cid	V in 8th position of VIN	105014
1980		4.3L 265cid	S in 5th position of VIN	105016
1981		4.3L 265cid		105005
1981-82		4.4L 267cid	J in 8th position of VIN	105006
1979-80		4.9L 301cid	W in 5th position of VIN	105016
1977		5.0L 305cid	U in 5th position of VIN; w/o EFE	105002
1977		5.0L 305cid	Vacuum actuator	105008
1979		5.0L 305cid	H in 5th position of VIN	105009
1980		5.0L 305cid	H in 5th position of VIN	105006
1982-87		5.0L 305cid	H in 8th position of VIN	105006
1986-87		5.0L 307cid	Y in 8th position of VIN	105009
1975-77		5.7L 350cid	H in 5th position of VIN	105009
1975-77		5.7L 350cid	J in 5th position of VIN	105015
1976-77		5.7L 350cid	Vacuum actuator	105008
1977		5.7L 350cid	L in 5th position of VIN	105009
1977		5.7L 350cid	R in 5th position of VIN	105015
1982-83	5.7L 350cid	N in 8th position of VIN; Canada; California	105014	
Riviera	1979-82	3.8L 231cid	3 in 5th position of VIN 1975-80; 8th position 81-82	105015
	1983	3.8L 231cid	8 in 8th position of VIN	105015
	1984	3.8L 231cid	9 in 8th position of VIN	105015
	1981-84	4.1L 252cid	4 in 8th position of VIN	105015
	1982-85	5.0L 307cid	Y in 8th position of VIN	105009
	1977	5.7L 350cid	J in 5th position of VIN	105015
	1977-79	5.7L 350cid	R in 5th position of VIN	105015
	1978	5.7L 350cid	X in 5th position of VIN	105015
	1981	5.7L 350cid	N in 8th position of VIN	105014
	1977-78	6.6L 403cid	K in 5th position of VIN	105016

MODEL	YEAR	ENGINE	ADDITIONAL	PART NUMBER
BUICK				
Skyhawk	1978	3.8L 231cid	A in 5th position of VIN	105013
Skyllark	1976	3.8L 231cid	Vacuum actuator	105008
	1978-79	3.8L 231cid	A in 5th position of VIN	105013
	1977	4.9L 301cid	Y in 5th position of VIN	105016
	1977	5.0L 305cid	U in 5th position of VIN; w/o EFE	105002
	1977	5.0L 305cid	Vacuum actuator	105008
	1975-76	5.7L 350cid	J in 5th position of VIN	105015
	1976-77	5.7L 350cid	Vacuum actuator	105008
	1977	5.7L 350cid	R in 5th position of VIN	105015
CADILLAC				
Brougham	1987	5.0L 307cid	9 in 8th position of VIN	105006
	1987-88	5.0L 307cid	Y in 8th position of VIN	105006
	1989	5.0L 307cid	9 in 8th position of VIN	105009
	1989	5.0L 307cid	Y in 8th position of VIN	105009
Calais	1965-67	7.0L 429cid		105007
DeVille	1981-82	4.1L 252cid	4 in 8th position of VIN	105013
	1965-67	7.0L 429cid		105007
Eldorado	1981-82	4.1L 252cid	4 in 8th position of VIN	105015
	1965-66	7.0L 429cid		105007
Fleetwood	1980-82	4.1L 252cid	4 in 5th position of VIN 1980; 8th position 81-82	105013
	1986	5.0L 307cid	Y in 8th position of VIN	105006
	1965-67	7.0L 429cid		105007
Seville	1981-82	4.1L 252cid	4 in 8th position of VIN	105015
CHEVROLET				
Bel Air	1965-67	4.6L 283cid		105018
	1968	5.0L 307cid		105018
	1958-61	5.7L 348cid		105017
	1961-65	6.7L 409cid		105017
Camaro	1980-81	3.8L 229cid	K in 5th position of VIN 1980; 8th position 1981	105013
	1980-81	3.8L 231cid	A in 5th position of VIN 1980; 8th position 1981	105013
	1976	5.0L 305cid	Q in 5th position of VIN	105002
	1976-77	5.0L 305cid	Vacuum actuator	105008
	1977-78	5.0L 305cid	U in 5th position of VIN	105002
	1979	5.0L 305cid	G in 5th position of VIN	105002
	1982-83	5.0L 305cid	7 in 8th position of VIN	105006
	1982-87	5.0L 305cid	H in 8th position of VIN	105006
	1983	5.0L 305cid	S in 8th position of VIN	105006
	1984-85	5.0L 305cid	G in 8th position of VIN	105006
	1985	5.0L 305cid	F in 8th position of VIN	105006
	1969-73	5.0L 307cid		105019
	1967	5.3L 327cid		105019
	1968-69	5.4L 327cid		105019

MODEL	YEAR	ENGINE	ADDITIONAL	PART NUMBER
CHEVROLET				
Camaro (Cont'd)	1969-74	5.7L 350cid		105019
	1975	5.7L 350cid	H in 5th position of VIN	105019
	1975-77	5.7L 350cid	Vacuum actuator	105008
	1976-79	5.7L 350cid	L in 5th position of VIN	105002
	1970	6.6L 402cid		105019
Caprice	1980-82	3.8L 229cid	K in 8th position of VIN	105013
	1983-84	3.8L 229cid	9 in 8th position of VIN	105013
	1980-84	3.8L 231cid	A in 5th position of VIN 1980; 8th position 81-84	105013
	1967	4.6L 283cid		105018
	1977	5.0L 305cid	Vacuum actuator	105008
	1977-78	5.0L 305cid	U in 5th position of VIN	105002
	1979	5.0L 305cid	G in 5th position of VIN	105002
	1980-88	5.0L 305cid	H in 5th position of VIN 1980; 8th position 81-88	105006
	1968	5.0L 307cid		105018
	1986-90	5.0L 307cid	Y in 8th position of VIN	105015
	1967	5.3L 327cid		105018
	1975-77	5.7L 350cid	Vacuum actuator	105008
	1977-79	5.7L 350cid	L in 5th position of VIN	105002
	1967-68	6.5L 396cid		105017
	1976	6.6L 400cid	U in 5th position of VIN	105002
	1967-68	7.0L 427cid		105017
Chevelle	1972	4.1L 250cid		105019
	1964-67	4.6L 283cid		105019
	1968-70	5.0L 307cid		105019
	1972	5.0L 307cid		105019
	1967-68	5.4L 327cid		105019
	1969-73	5.7L 350cid		105019
	1972	6.6L 402cid		105019
Corvette	1957-61	4.6L 283cid		105018
	1962-65	5.3L 327cid	High performance	105017
	1969-75	5.7L 350cid		105018
	1976-79	5.7L 350cid	L in 5th position of VIN	105002
	1967-68	7.0L 427cid		105017
	1970-74	7.4L 454cid		105017
Impala	1980-82	3.8L 229cid	K in 5th position of VIN 1980; 8th position 81-82	105013
	1983-84	3.8L 229cid	9 in 8th position of VIN	105013
	1980-84	3.8L 231cid	A in 5th position of VIN 1980; 8th position 81-84	105013
	1965-67	4.6L 283cid		105018
	1977	5.0L 305cid	Vacuum actuator	105008
	1977-78	5.0L 305cid	U in 5th position of VIN	105002
	1979	5.0L 305cid	G in 5th position of VIN	105002
	1980-85	5.0L 305cid	H in 5th position of VIN 1980; 8th position 81-85	105006

MODEL	YEAR	ENGINE	ADDITIONAL	PART NUMBER
CHEVROLET				
Impala (Cont'd)	1968	5.0L 307cid		105018
	1959-61	5.7L 348cid		105017
	1975-77	5.7L 350cid	Vacuum actuator	105008
	1976-79	5.7L 350cid	L in 5th position of VIN	105002
	1981	5.7L 350cid	L in 8th position of VIN	105016
	1967	6.5L 396cid		105017
	1976	6.6L 400cid	U in 5th position of VIN	105002
	1961-65	6.7L 409cid		105017
Malibu	1978-79	3.3L 200cid	M in 5th position of VIN	105009
	1980-82	3.8L 229cid	K in 5th position of VIN 1980; 8th position 81-82	105013
	1983	3.8L 229cid	9 in 8th position of VIN	105013
	1978-83	3.8L 231cid	A in 5th position of VIN 1978-80; 8th position 81-83	105013
	1979	4.4L 267cid	J in 8th position of VIN	105009
	1976	5.0L 305cid	Q in 5th position of VIN	105002
	1976-77	5.0L 305cid	Vacuum actuator	105008
	1977	5.0L 305cid	U in 5th position of VIN	105002
	1978	5.0L 305cid	U in 5th position of VIN	105009
	1979	5.0L 305cid	H in 5th position of VIN	105009
	1980-83	5.0L 305cid	H in 5th position of VIN 1980; 8th position 81-83	105006
	1975-77	5.7L 350cid	Vacuum actuator	105008
	1976	5.7L 350cid	V in 5th position of VIN	105002
	1976-77	5.7L 350cid	L in 5th position of VIN	105002
	1976	6.6L 400cid	U in 5th position of VIN	105002
Monte Carlo	1978-79	3.3L 200cid	M in 5th position of VIN	105009
	1980-82	3.8L 229cid	K in 5th position of VIN 1980; 8th position 81-82	105013
	1983-84	3.8L 229cid	9 in 8th position of VIN	105013
	1978-84	3.8L 231cid	A in 5th position of VIN 1978-80; 8th position 81-84	105013
	1980-81	3.8L 231cid	3 in 5th position of VIN 1980; 8th position 1981	105013
	1985	4.3L 262cid	Z in 8th position of VIN	105009
	1979	4.4L 267cid	J in 5th position of VIN	105009
	1976	5.0L 305cid	Q in 5th position of VIN	105002
	1977	5.0L 305cid	U in 5th position of VIN	105002
	1978	5.0L 305cid	U in 5th position of VIN	105009
	1982-88	5.0L 305cid	H in 8th position of VIN	105006
	1983	5.0L 305cid	7 in 8th position of VIN	105006
	1984-88	5.0L 305cid	G in 8th position of VIN	105006
	1976	6.6L 400cid	U in 5th position of VIN	105002
	Monza	1978-79	3.2L 196cid	C in 5th position of VIN
1978-80		3.8L 231cid	A in 5th position of VIN	105013
1977-78		5.0L 305cid	U in 5th position of VIN	105002
1979		5.0L 305cid	G in 5th position of VIN	105002

MODEL	YEAR	ENGINE	ADDITIONAL	PART NUMBER
CHEVROLET				
Nova	1976-77	5.0L 305cid	Vacuum actuator	105008
	1977-78	5.0L 305cid	U in 5th position of VIN	105002
	1979	5.0L 305cid	G in 5th position of VIN	105002
	1975-77	5.7L 350cid	Vacuum actuator	105008
	1976-79	5.7L 350cid	L in 5th position of VIN	105002
CHEVROLET TRUCK				
Astro	1985	4.3L 262cid	N in 8th position of VIN	105016
Blazer	1987	5.7L 350cid	K in 8th position of VIN	105004
C10	1979-82	4.1L 250cid	D in 3rd position of VIN 79-80; 8th position 81-82; w/ EFE valve	105016
	1979-82	4.1L 250cid	D in 3rd position of VIN 79-80; 8th position 81-82; w/o EFE valve	105002
	1985-86	4.3L 262cid	N in 8th position of VIN	105003
	1979-80	4.8L 292cid	T in 3rd position of VIN; w/ EFE valve	105016
	1979-80	4.8L 292cid	T in 3rd position of VIN; w/o EFE valve	105002
	1976	5.0L 305cid	Q in 3rd position of VIN	105002
	1976-77	5.0L 305cid	2BBL; Vacuum actuator	105008
	1977	5.0L 305cid	U in 3rd position of VIN	105002
	1978	5.0L 305cid	U in 3rd position of VIN	105019
	1983-84	5.0L 305cid	H in 8th position of VIN; w/o EFE valve	105002
	1983-86	5.0L 305cid	H in 8th position of VIN; w/ EFE valve	105003
	1975	5.7L 350cid	Y in 3rd position of VIN	105019
	1975-76	5.7L 350cid	2BBL; Vacuum actuator	105008
	1975-78	5.7L 350cid	L or V in 3rd position of VIN	105019
	1976-84	5.7L 350cid	L in 3rd position of VIN 76-80; 8th position 81-84; w/ standard chassis, exc w/ EFE	105002
	1983-84	5.7L 350cid	L in 8th position of VIN; w/o EFE valve	105002
	1983-86	5.7L 350cid	L in 8th position of VIN; w/ EFE valve	105003
	1985-86	5.7L 350cid	M in 8th position of VIN; Exc. H5D emissions	105003
	1985-86	5.7L 350cid	M in 8th position of VIN; w/ H5D emissions	105004
	1985	6.2L 379cid	C in 8th position of VIN	105003
1985	6.2L 379cid	J in 8th position of VIN	105003	
1976	6.6L 400cid	U in 3rd position of VIN	105019	
1977-78	6.6L 400cid	R in 3rd position of VIN	105019	
C10 Suburban	1979-80	4.1L 250cid	D in 3rd position of VIN; w/ EFE valve	105016
	1979-80	4.1L 250cid	D in 3rd position of VIN; w/o EFE valve	105002
	1976	5.0L 305cid	Q in 3rd position of VIN	105002
	1976-77	5.0L 305cid	2BBL; Vacuum actuator	105008
	1977	5.0L 305cid	U in 3rd position of VIN	105002
	1978	5.0L 305cid	U in 3rd position of VIN	105019
	1983-84	5.0L 305cid	H in 8th position of VIN; w/o EFE valve	105002
	1983-86	5.0L 305cid	H in 8th position of VIN; w/ EFE valve	105003
	1975	5.7L 350cid	Y in 3rd position of VIN	105019
	1975-76	5.7L 350cid	2BBL; Vacuum actuator	105008

MODEL	YEAR	ENGINE	ADDITIONAL	PART NUMBER
CHEVROLET TRUCK				
C10 Suburban (Cont'd)	1975-76	5.7L 350cid	L or V in 3rd position of VIN	105019
	1976-84	5.7L 350cid	L in 3rd position of VIN 76-80; 8th position 81-84; w/ standard chassis, exc w/ EFE	105002
	1983-84	5.7L 350cid	L in 8th position of VIN; w/o EFE valve	105002
	1983-86	5.7L 350cid	L in 8th position of VIN; w/ EFE valve	105003
	1985-86	5.7L 350cid	M in 8th position of VIN; Exc. H5D emissions	105003
	1985-86	5.7L 350cid	M in 8th position of VIN; w/ H5D emissions	105004
	1985	6.2L 379cid	C in 8th position of VIN	105003
C20	1979-82	4.1L 250cid	D in 3rd position of VIN 79-80; 8th position 81-82; w/ EFE valve	105016
	1979-82	4.1L 250cid	D in 3rd position of VIN 79-80; 8th position 81-82; w/o EFE valve	105002
	1985-86	4.3L 262cid	N in 8th position of VIN	105003
	1979-82	4.8L 292cid	T in 3rd position of VIN 79-80; 8th position 81-82; w/ EFE valve	105016
	1979-82	4.8L 292cid	T in 3rd position of VIN 79-80; 8th position 81-82; w/o EFE valve	105002
	1977	5.0L 305cid	2BBL; Vacuum actuator	105008
	1977	5.0L 305cid	U in 3rd position of VIN	105002
	1978	5.0L 305cid	U in 3rd position of VIN	105019
	1983-84	5.0L 305cid	H in 8th position of VIN; w/o EFE valve	105002
	1983-86	5.0L 305cid	H in 8th position of VIN; w/ EFE valve	105003
	1975	5.7L 350cid	Y in 3rd position of VIN	105019
	1975-76	5.7L 350cid	2BBL; Vacuum actuator	105008
	1975-76	5.7L 350cid	L or V in 3rd position of VIN	105019
	1976-84	5.7L 350cid	L in 3rd position of VIN 76-80; 8th position 81-84 w/ standard chassis, exc w/ EFE	105002
	1983-84	5.7L 350cid	L in 8th position of VIN; w/o EFE valve	105002
	1983-86	5.7L 350cid	L in 8th position of VIN; w/ EFE valve	105003
	1985-86	5.7L 350cid	M in 8th position of VIN; Exc. H5D emissions	105003
	1985-86	5.7L 350cid	M in 8th position of VIN; w/ H5D emissions	105004
	1985	6.2L 379cid	C in 8th position of VIN	105003
	1985	6.2L 379cid	J in 8th position of VIN	105003
	1976	6.6L 400cid	U in 3rd position of VIN	105019
	1977-78	6.6L 400cid	R in 3rd position of VIN	105019
	1985-86	7.4L 454cid	W in 8th position of VIN	105004
C20 Suburban	1979-82	4.8L 292cid	T in 3rd position of VIN 79-80; 8th position 81-82; w/ EFE valve	105016
	1979-82	4.8L 292cid	T in 3rd position of VIN 79-80; 8th position 81-82; w/o EFE valve	105002
	1976	5.0L 305cid	Q in 3rd position of VIN	105002
	1976-77	5.0L 305cid	2BBL; Vacuum actuator	105008
	1977	5.0L 305cid	U in 3rd position of VIN	105002
	1978	5.0L 305cid	U in 3rd position of VIN	105019
	1983-84	5.0L 305cid	H in 8th position of VIN; w/o EFE valve	105002
	1983-86	5.0L 305cid	H in 8th position of VIN; w/ EFE valve	105003
	1975	5.7L 350cid	Y in 3rd position of VIN	105019
	1975-76	5.7L 350cid	2BBL; Vacuum actuator	105008

MODEL	YEAR	ENGINE	ADDITIONAL	PART NUMBER
CHEVROLET TRUCK				
C20 Suburban (Cont'd)	1975-76	5.7L 350cid	V in 3rd position of VIN	105019
	1976-78	5.7L 350cid	L in 3rd position of VIN	105019
	1976-84	5.7L 350cid	L in 3rd position of VIN 76-80; 8th position 81-82; w/ standard chassis, exc w/ EFE	105002
	1983-84	5.7L 350cid	L in 8th position of VIN; w/o EFE valve	105002
	1983-86	5.7L 350cid	L in 8th position of VIN; w/ EFE valve	105003
	1985-86	5.7L 350cid	M in 8th position of VIN; Exc. H5D emissions	105003
	1985-86	5.7L 350cid	M in 8th position of VIN; w/ H5D emissions	105004
	1985	6.2L 379cid	J in 8th position of VIN	105003
	1976	6.6L 400cid	U in 3rd position of VIN	105019
	1977-78	6.6L 400cid	R in 3rd position of VIN	105019
	1985-86	7.4L 454cid	W in 8th position of VIN	105004
C30	1979-80	4.1L 250cid	D in 3rd position of VIN; w/ EFE valve	105016
	1979-80	4.1L 250cid	D in 3rd position of VIN; w/o EFE valve	105002
	1979-82	4.8L 292cid	T in 3rd position of VIN 79-80; 8th position 81-82; w/ EFE valve	105016
	1979-82	4.8L 292cid	T in 3rd position of VIN 79-80; 8th position 81-82; w/o EFE valve	105002
	1978	5.0L 305cid	U in 3rd position of VIN	105019
	1986	5.0L 305cid	H in 8th position of VIN; w/ EFE valve	105003
	1975	5.7L 350cid	Y in 3rd position of VIN	105019
	1975-76	5.7L 350cid	2BBL; Vacuum actuator	105008
	1975-76	5.7L 350cid	V in 3rd position of VIN	105019
	1976-78	5.7L 350cid	L in 3rd position of VIN	105019
	1976-80	5.7L 350cid	L in 3rd position of VIN; w/ standard chassis, exc w/ EFE	105002
	1983	5.7L 350cid	L in 8th position of VIN; w/ EFE valve	105003
	1983	5.7L 350cid	L in 8th position of VIN; w/ standard chassis, exc w/ EFE	105002
	1983	5.7L 350cid	L in 8th position of VIN; w/o EFE valve	105002
	1985-86	5.7L 350cid	M in 8th position of VIN; Exc. H5D emissions	105003
	1985-86	5.7L 350cid	M in 8th position of VIN; w/ H5D emissions	105004
	1985	6.2L 379cid	J in 8th position of VIN	105003
	1976	6.6L 400cid	U in 3rd position of VIN	105019
	1977-78	6.6L 400cid	R in 3rd position of VIN	105019
	1985-86	7.4L 454cid	W in 8th position of VIN	105004
El Camino	1978-79	3.3L 200cid	M in 3rd position of VIN	105009
	1978-84	3.8L 231cid	A in 3rd position of VIN 78-80; 8th position 81-84	105013
	1972	4.1L 250cid		105019
	1985	4.3L 262cid	Z in 8th position of VIN	105009
	1979	4.4L 267cid	J in 3rd position of VIN	105009
	1967	4.6L 283cid		105019
	1976-77	5.0L 305cid	Q or U in 3rd position of VIN	105002
	1978	5.0L 305cid	U in 3rd position of VIN	105009
	1979	5.0L 305cid	H in 3rd position of VIN	105009
1982-87	5.0L 305cid	H in 8th position of VIN	105006	

MODEL	YEAR	ENGINE	ADDITIONAL	PART NUMBER
CHEVROLET TRUCK				
El Camino (Cont'd)	1968-72	5.0L 307cid		105019
	1967	5.3L 327cid		105019
	1969-72	5.7L 350cid		105019
	1976	5.7L 350cid	V in 3rd position of VIN	105002
	1976-77	5.7L 350cid	L in 3rd position of VIN	105002
	1978-79	5.7L 350cid	L in 3rd position of VIN	105009
	1970	6.5L 396cid		105019
	1976	6.6L 400cid	U in 3rd position of VIN	105002
	1971-72	6.6L 402cid		105019
G10	1985-86	4.3L 262cid	N in 8th position of VIN	105016
	1977	5.0L 305cid	2BBL; Vacuum actuator	105008
	1981	5.0L 305cid	G in 8th position of VIN	105002
	1981-83	5.0L 305cid	H in 8th position of VIN	105002
	1982-83	5.0L 305cid	F in 8th position of VIN	105002
	1975-76	5.7L 350cid	2BBL; Vacuum actuator	105008
	1975-84	5.7L 350cid		105002
	1977	5.7L 350cid	Vacuum actuator	105008
G20	1985-86	4.3L 262cid	N in 8th position of VIN	105016
	1977	5.0L 305cid	2BBL; Vacuum actuator	105008
	1981	5.0L 305cid	G in 8th position of VIN	105002
	1981-83	5.0L 305cid	F in 8th position of VIN	105002
	1981-83	5.0L 305cid	H in 8th position of VIN	105002
	1975-76	5.7L 350cid	2BBL; Vacuum actuator	105008
	1975-84	5.7L 350cid		105002
	1977	5.7L 350cid	Vacuum actuator	105008
	1985-86	5.7L 350cid	M in 8th position of VIN; w/ EFE valve	105004
	1985	6.2L 379cid	J in 8th position of VIN	105003
	1985-90	6.2L 379cid	C in 8th position of VIN	105003
	1979-80	6.6L 400cid	R in 3rd position of VIN	105002
	1980	6.6L 400cid	X in 3rd position of VIN	105002
	G30	1985-86	4.3L 262cid	N in 8th position of VIN
1982		5.0L 305cid	F in 8th position of VIN	105002
1982		5.0L 305cid	H in 8th position of VIN	105002
1975-76		5.7L 350cid	2BBL; Vacuum actuator	105008
1975-84		5.7L 350cid		105002
1985-88		5.7L 350cid	M in 8th position of VIN; w/ EFE valve	105004
1985-90		6.2L 379cid	J in 8th position of VIN	105003
1979-80		6.6L 400cid	R in 3rd position of VIN	105002
K10	1979-82	4.1L 250cid	D in 3rd position of VIN 79-80; 8th position 81-82; w/ EFE valve	105016
	1979-82	4.1L 250cid	D in 3rd position of VIN 79-80; 8th position 81-82; w/o EFE valve	105002
	1985-86	4.3L 262cid	N in 8th position of VIN	105003

MODEL	YEAR	ENGINE	ADDITIONAL	PART NUMBER
CHEVROLET TRUCK				
K10 (Cont'd)	1979-80	4.8L 292cid	T in 3rd position of VIN; w/ EFE valve	105016
	1979-80	4.8L 292cid	T in 3rd position of VIN; w/o EFE valve	105002
	1977	5.0L 305cid	2BBL; Vacuum actuator	105008
	1977	5.0L 305cid	U in 3rd position of VIN	105002
	1978	5.0L 305cid	U in 3rd position of VIN	105019
	1983-84	5.0L 305cid	H in 8th position of VIN; w/o EFE valve	105002
	1983-86	5.0L 305cid	H in 8th position of VIN; w/ EFE valve	105003
	1975	5.7L 350cid	Y in 3rd position of VIN	105019
	1975-76	5.7L 350cid	2BBL; Vacuum actuator	105008
	1975-76	5.7L 350cid	L or V in 3rd position of VIN	105019
	1976-84	5.7L 350cid	L in 3rd position of VIN 76-80; 8th position 81-84; w/ standard chassis, exc w/ EFE	105002
	1977	5.7L 350cid	Vacuum actuator	105008
	1983-84	5.7L 350cid	L in 8th position of VIN; w/o EFE valve	105002
	1983-86	5.7L 350cid	L in 8th position of VIN; w/ EFE valve	105003
	1985-86	5.7L 350cid	M in 8th position of VIN; Exc. H5D emissions	105003
	1985-86	5.7L 350cid	M in 8th position of VIN; w/ H5D emissions	105004
	1985	6.2L 379cid	C in 8th position of VIN	105003
	1975	6.6L 400cid	M in 3rd position of VIN	105019
	1976	6.6L 400cid	U in 3rd position of VIN	105019
	1977-78	6.6L 400cid	R in 3rd position of VIN	105019
K10 Suburban	1979-80	4.1L 250cid	D in 3rd position of VIN; w/ EFE valve	105016
	1979-80	4.1L 250cid	D in 3rd position of VIN; w/o EFE valve	105002
	1976	5.0L 305cid	Q in 3rd position of VIN	105002
	1976-77	5.0L 305cid	2BBL; Vacuum actuator	105008
	1977	5.0L 305cid	U in 3rd position of VIN	105002
	1978	5.0L 305cid	U in 3rd position of VIN	105019
	1983	5.0L 305cid	H in 8th position of VIN; w/ EFE valve	105003
	1983	5.0L 305cid	H in 8th position of VIN; w/o EFE valve	105002
	1985-86	5.0L 305cid	H in 8th position of VIN; w/ EFE valve	105003
	1975	5.7L 350cid	Y in 3rd position of VIN	105019
	1975-76	5.7L 350cid	2BBL; Vacuum actuator	105008
	1975-76	5.7L 350cid	V in 3rd position of VIN	105019
	1976-78	5.7L 350cid	L in 3rd position of VIN	105019
	1976-84	5.7L 350cid	L in 3rd position of VIN 76-80; 8th position 81-84; w/ standard chassis, exc w/ EFE	105002
	1977	5.7L 350cid	Vacuum actuator	105008
	1983-84	5.7L 350cid	L in 8th position of VIN; w/o EFE valve	105002
	1983-86	5.7L 350cid	L in 8th position of VIN; w/ EFE valve	105003
	1985-86	5.7L 350cid	M in 8th position of VIN; Exc. H5D emissions	105003
	1985-86	5.7L 350cid	M in 8th position of VIN; w/ H5D emissions	105004
	1985	6.2L 379cid	C in 8th position of VIN	105003
1975	6.6L 400cid	M in 3rd position of VIN	105019	

MODEL	YEAR	ENGINE	ADDITIONAL	PART NUMBER	
CHEVROLET TRUCK					
K10 Suburban (Cont'd)	1976	6.6L 400cid	U in 3rd position of VIN	105019	
	1977-78	6.6L 400cid	R in 3rd position of VIN	105019	
K20	1979-80	4.1L 250cid	D in 3rd position of VIN; w/ EFE valve	105016	
	1979-80	4.1L 250cid	D in 3rd position of VIN; w/o EFE valve	105002	
	1985	4.3L 262cid	N in 8th position of VIN	105003	
	1979-82	4.8L 292cid	T in 3rd position of VIN 79-80; 8th position 81-82; w/ EFE valve	105016	
	1979-82	4.8L 292cid	T in 3rd position of VIN 79-80; 8th position 81-82; w/o EFE valve	105002	
	1977	5.0L 305cid	2BBL; Vacuum actuator	105008	
	1977	5.0L 305cid	U in 3rd position of VIN	105002	
	1978	5.0L 305cid	U in 3rd position of VIN	105019	
	1985	5.0L 305cid	H in 8th position of VIN; w/ EFE valve	105003	
	1975	5.7L 350cid	Y in 3rd position of VIN	105019	
	1975-76	5.7L 350cid	2BBL; Vacuum actuator	105008	
	1975-78	5.7L 350cid	L or V in 3rd position of VIN	105019	
	1976-84	5.7L 350cid	L in 3rd position of VIN 76-80; 8th position 81-84; w/ standard chassis, exc w/ EFE	105002	
	1977	5.7L 350cid	Vacuum actuator	105008	
	1983-84	5.7L 350cid	L in 8th position of VIN; w/o EFE valve	105002	
	1983-86	5.7L 350cid	L in 8th position of VIN; w/ EFE valve	105003	
	1985-86	5.7L 350cid	M in 8th position of VIN; Exc. H5D emissions	105003	
	1985-86	5.7L 350cid	M in 8th position of VIN; w/ H5D emissions	105004	
	1985	6.2L 379cid	C in 8th position of VIN	105003	
	1985	6.2L 379cid	J in 8th position of VIN	105003	
	1975	6.6L 400cid	M in 3rd position of VIN	105019	
	1976	6.6L 400cid	U in 3rd position of VIN	105019	
	1977-78	6.6L 400cid	R in 3rd position of VIN	105019	
	K20 Suburban	1979-82	4.8L 292cid	T in 3rd position of VIN 79-80; 8th position 81-82; w/ EFE valve	105016
		1979-82	4.8L 292cid	T in 3rd position of VIN 79-80; 8th position 81-82; w/o EFE valve	105002
		1977	5.0L 305cid	2BBL; Vacuum actuator	105008
1977		5.0L 305cid	U in 3rd position of VIN	105002	
1978		5.0L 305cid	U in 3rd position of VIN	105019	
1985-86		5.0L 305cid	H in 8th position of VIN; w/ EFE valve	105003	
1975		5.7L 350cid	Y in 3rd position of VIN	105019	
1975-76		5.7L 350cid	2BBL; Vacuum actuator	105008	
1975-78		5.7L 350cid	L or V in 3rd position of VIN	105019	
1976-81		5.7L 350cid	L in 3rd position of VIN 76-80; 8th position 1981; w/ standard chassis, exc w/ EFE	105002	
1977		5.7L 350cid	Vacuum actuator	105008	
1983-84		5.7L 350cid	L in 8th position of VIN; w/ standard chassis, exc w/ EFE	105002	
1983-84		5.7L 350cid	L in 8th position of VIN; w/o EFE valve	105002	
1983-86		5.7L 350cid	L in 8th position of VIN; w/ EFE valve	105003	
1985-86		5.7L 350cid	M in 8th position of VIN; Exc. H5D emissions	105003	

MODEL	YEAR	ENGINE	ADDITIONAL	PART NUMBER
CHEVROLET TRUCK				
K20 Suburban (Cont'd)	1985-86	5.7L 350cid	M in 8th position of VIN; w/ H5D emissions	105004
	1985	6.2L 379cid	J in 8th position of VIN	105003
	1975	6.6L 400cid	M in 3rd position of VIN	105019
	1976	6.6L 400cid	U in 3rd position of VIN	105019
	1977-78	6.6L 400cid	R in 3rd position of VIN	105019
	1985	7.4L 454cid	W in 8th position of VIN	105004
K30	1979-82	4.8L 292cid	T in 3rd position of VIN 79-80; 8th position 81-82; w/ EFE valve	105016
	1979-82	4.8L 292cid	T in 3rd position of VIN 79-80; 8th position 81-82; w/o EFE valve	105002
	1977-78	5.7L 350cid	L in 3rd position of VIN	105019
	1977-80	5.7L 350cid	L in 3rd position of VIN; w/ standard chassis, exc w/ EFE	105002
	1982	5.7L 350cid	L in 8th position of VIN; w/ standard chassis, exc w/ EFE	105002
	1985	5.7L 350cid	L in 8th position of VIN; w/ EFE valve	105003
	1985-86	5.7L 350cid	M in 8th position of VIN; Exc. H5D emissions	105003
	1985-86	5.7L 350cid	M in 8th position of VIN; w/ H5D emissions	105004
	1985	6.2L 379cid	J in 8th position of VIN	105003
	1977-78	6.6L 400cid	R in 3rd position of VIN	105019
	1985-86	7.4L 454cid	W in 8th position of VIN	105004
K5 Blazer	1979-82	4.1L 250cid	D in 3rd position of VIN 79-80; 8th position 81-82; w/ EFE valve	105016
	1979-82	4.1L 250cid	D in 3rd position of VIN 79-80; 8th position 81-82; w/o EFE valve	105002
	1977	5.0L 305cid	2BBL; Vacuum actuator	105008
	1977	5.0L 305cid	U in 3rd position of VIN	105002
	1978	5.0L 305cid	U in 3rd position of VIN	105019
	1983-84	5.0L 305cid	H in 8th position of VIN; w/o EFE valve	105002
	1983-86	5.0L 305cid	H in 8th position of VIN; w/ EFE valve	105003
	1975	5.7L 350cid	Y in 3rd position of VIN	105019
	1975-76	5.7L 350cid	2BBL; Vacuum actuator	105008
	1975-76	5.7L 350cid	L or V in 3rd position of VIN	105019
	1976-84	5.7L 350cid	L in 3rd position of VIN 76-80; 8th position 81-84; w/ standard chassis, exc w/ EFE	105002
	1977	5.7L 350cid	Vacuum actuator	105008
	1983-84	5.7L 350cid	L in 8th position of VIN; w/o EFE valve	105002
	1983-86	5.7L 350cid	L in 8th position of VIN; w/ EFE valve	105003
	1985	6.2L 379cid	C in 8th position of VIN	105003
	1975	6.6L 400cid	M in 3rd position of VIN	105019
	1976	6.6L 400cid	U in 3rd position of VIN	105019
	1977-78	6.6L 400cid	R in 3rd position of VIN	105019
P20	1979-80	5.7L 350cid	L in 3rd position of VIN	105002
	1980	5.7L 350cid	M in 3rd position of VIN	105002
	1981-87	5.7L 350cid	M in 8th position of VIN; California	105016
	1981-87	5.7L 350cid	M in 8th position of VIN; Exc. H5D emissions	105016
	1985-87	5.7L 350cid	M in 8th position of VIN; Exc. California	105004
	1985-87	5.7L 350cid	M in 8th position of VIN; w/ H5D emissions	105004

MODEL	YEAR	ENGINE	ADDITIONAL	PART NUMBER
CHEVROLET TRUCK				
P20 (Cont'd)	1987	5.7L 350cid	K in 8th position of VIN; California	105016
	1987-89	5.7L 350cid	K in 8th position of VIN; Exc. California	105004
P30	1979-80	5.7L 350cid	L in 3rd position of VIN	105002
	1980	5.7L 350cid	M in 3rd position of VIN	105002
	1981-87	5.7L 350cid	M in 8th position of VIN; California	105016
	1981-87	5.7L 350cid	M in 8th position of VIN; Exc. H5D emissions	105016
	1985-88	5.7L 350cid	M in 8th position of VIN; Exc. California	105004
	1985-88	5.7L 350cid	M in 8th position of VIN; w/ H5D emissions	105004
	1987	5.7L 350cid	K in 8th position of VIN; California	105016
	1987-89	5.7L 350cid	K in 8th position of VIN; Exc. California	105004
	1985-89	7.4L 454cid	W in 8th position of VIN	105004
	R10	1987	5.7L 350cid	K in 8th position of VIN
R10 Suburban	1987	5.7L 350cid	K in 8th position of VIN	105004
R20	1987	5.7L 350cid	K in 8th position of VIN	105004
	1987	7.4L 454cid	N in 8th position of VIN	105004
R20 Suburban	1987	5.7L 350cid	K in 8th position of VIN	105004
	1987	7.4L 454cid	N in 8th position of VIN	105004
R30	1987	5.7L 350cid	K in 8th position of VIN	105004
	1987	5.7L 350cid	M in 8th position of VIN	105004
	1987	7.4L 454cid	N in 8th position of VIN	105004
V10	1987	5.7L 350cid	K in 8th position of VIN	105004
V10 Suburban	1987	5.7L 350cid	K in 8th position of VIN	105004
V20	1987	5.7L 350cid	K in 8th position of VIN	105004
V20 Suburban	1987	5.7L 350cid	K in 8th position of VIN	105004
	1987	7.4L 454cid	N in 8th position of VIN	105004
V30	1987	5.7L 350cid	K in 8th position of VIN	105004
	1987	5.7L 350cid	M in 8th position of VIN	105004
	1987	7.4L 454cid	N in 8th position of VIN	105004
CHRYSLER				
Cordoba	1975-76	5.2L 318cid		105021
	1975-76	5.9L 360cid		105021
	1975-76	6.6L 400cid		105021
Imperial	1972-73	7.2L 440cid		105021
	1975	7.2L 440cid		105021
New Yorker	1975-76	6.6L 400cid		105021
	1972-73	7.2L 440cid		105021
	1975-76	7.2L 440cid		105021
Newport	1972-76	5.9L 360cid		105021
	1972-73	6.6L 400cid		105021
	1975-76	6.6L 400cid		105021
	1972-73	7.2L 440cid		105021
	1975-76	7.2L 440cid		105021

MODEL	YEAR	ENGINE	ADDITIONAL	PART NUMBER
CHRYSLER				
Town & Country	1972	6.6L 400cid		105021
	1975-76	6.6L 400cid		105021
	1972-73	7.2L 440cid		105021
	1975-76	7.2L 440cid		105021
DODGE				
Aspen	1976	5.2L 318cid		105021
	1976	5.9L 360cid		105021
Challenger	1972	3.7L 225cid		105021
	1972-73	5.2L 318cid		105021
	1970	5.6L 340cid		105021
	1972-73	5.6L 340cid		105021
	1974	5.9L 360cid		105021
Charger	1972-74	3.7L 225cid		105021
	1972-73	5.2L 318cid		105021
	1975-76	5.2L 318cid		105021
	1972-73	5.6L 340cid		105021
	1974-76	5.9L 360cid		105021
	1972-73	6.6L 400cid		105021
	1975-76	6.6L 400cid		105021
	1972-73	7.2L 440cid		105021
Coronet	1972-74	3.7L 225cid		105021
	1972-73	5.2L 318cid		105021
	1975-76	5.2L 318cid		105021
	1972-73	5.6L 340cid		105021
	1973-76	5.9L 360cid		105021
	1972-73	6.6L 400cid		105021
	1975-76	6.6L 400cid		105021
	1972-73	7.2L 440cid		105021
	1975-76	7.2L 440cid		105021
Dart	1972-74	3.2L 198cid		105021
	1972-74	3.7L 225cid		105021
	1972-73	5.2L 318cid		105021
	1975-76	5.2L 318cid		105021
	1972-73	5.6L 340cid		105021
	1974-76	5.9L 360cid		105021
Monaco	1975-76	5.2L 318cid		105021
	1972-76	5.9L 360cid		105021
	1972-73	6.6L 400cid		105021
	1975-76	6.6L 400cid		105021
	1972-73	7.2L 440cid		105021
	1975-76	7.2L 440cid		105021

MODEL	YEAR	ENGINE	ADDITIONAL	PART NUMBER
DODGE				
Polara	1972-73	5.2L 318cid		105021
	1972-73	5.9L 360cid		105021
	1972-73	6.6L 400cid		105021
	1972-73	7.2L 440cid		105021
Royal Monaco	1975	5.2L 318cid		105021
	1975-76	5.9L 360cid		105021
	1975-76	6.6L 400cid		105021
	1975-76	7.2L 440cid		105021
DODGE TRUCK				
B100	1975	5.2L 318cid		105021
B100 Van	1974	5.2L 318cid		105021
	1974	5.9L 360cid		105021
	1974	7.2L 440cid		105021
B200	1975	5.2L 318cid		105021
	1975	5.9L 360cid		105021
	1975	7.2L 440cid		105021
B200 Van	1974	5.2L 318cid		105021
	1974	5.9L 360cid		105021
	1974	6.6L 400cid		105021
	1974	7.2L 440cid		105021
B300	1975	5.2L 318cid		105021
	1975	5.9L 360cid		105021
	1975	7.2L 440cid		105021
B300 Van	1974	5.2L 318cid		105021
	1974	5.9L 360cid		105021
CB300	1974-75	5.2L 318cid		105021
	1974-75	5.9L 360cid		105021
D100	1975	5.2L 318cid		105021
	1975	5.9L 360cid		105021
	1975	7.2L 440cid		105021
D100 Pickup	1974	5.2L 318cid		105021
	1974	5.9L 360cid		105021
	1974	6.6L 400cid		105021
	1974	7.2L 440cid		105021
D200	1975	5.2L 318cid		105021
	1975	5.9L 360cid		105021
	1975	6.6L 400cid		105021
	1975	7.2L 440cid		105021
D200 Pickup	1974	5.2L 318cid		105021
	1974	5.9L 360cid		105021
	1974	6.6L 400cid		105021
	1974	7.2L 440cid		105021

MODEL	YEAR	ENGINE	ADDITIONAL	PART NUMBER
DODGE				
D300	1975	5.2L 318cid		105021
	1975	5.9L 360cid		105021
	1975	7.2L 440cid		105021
D300 Pickup	1974	5.2L 318cid		105021
	1974	5.9L 360cid		105021
	1974	6.6L 400cid		105021
	1974	7.2L 440cid		105021
M300	1974	5.2L 318cid		105021
	1974	7.2L 440cid		105021
M350	1974	5.2L 318cid		105021
	1974	7.2L 440cid		105021
Ramcharger	1974-75	5.2L 318cid		105021
	1974-75	5.9L 360cid		105021
	1974-75	7.2L 440cid		105021
W100	1975	5.2L 318cid		105021
	1975	5.9L 360cid		105021
	1975	6.6L 400cid		105021
	1975	7.2L 440cid		105021
W100 Pickup	1974	5.2L 318cid		105021
	1974	5.9L 360cid		105021
	1974	6.6L 400cid		105021
	1974	7.2L 440cid		105021
W200	1975	5.2L 318cid		105021
	1975	5.9L 360cid		105021
	1975	7.2L 440cid		105021
W200 Pickup	1974	5.2L 318cid		105021
	1974	5.9L 360cid		105021
	1974	6.6L 400cid		105021
	1974	7.2L 440cid		105021
W300	1975	5.2L 318cid		105021
	1975	5.9L 360cid		105021
	1975	7.2L 440cid		105021
W300 Pickup	1974	5.2L 318cid		105021
	1974	5.9L 360cid		105021
FORD				
Country Sedan	1966-70	3.9L 240cid		105022
Country Squire	1965-67	3.9L 240cid		105022
Custom	1968-72	3.9L 240cid		105022
Custom 500	1968-72	3.9L 240cid		105022
Fairmont	1981	4.2L 255cid	Exc. California, or High altitude carb.	105012
	1982	4.2L 255cid	Automatic Transmission	105012
Galaxie	1965-67	3.9L 240cid		105022

MODEL	YEAR	ENGINE	ADDITIONAL	PART NUMBER
FORD				
Galaxie 500	1968-72	3.9L 240cid		105022
Granada	1982	3.8L 232cid		105012
LTD	1983-86	3.8L 232cid		105012
	1984-85	5.0L 302cid		105012
	1984-85	5.0L 302cid	W/ OD	105012
Mustang	1983-86	3.8L 232cid		105012
	1981	4.2L 255cid		105012
	1982-85	5.0L 302cid		105012
Ranch Wagon	1965-69	3.9L 240cid		105022
Thunderbird	1982-83	3.8L 232cid		105012
	1982	4.2L 255cid		105012
	1981	5.0L 302cid		105012
	1983-85	5.0L 302cid		105012
FORD TRUCK				
Bronco	1980-86	4.9L 300cid		105022
	1983-87	5.0L 302cid		105011
	1983-87	5.8L 351cid	351W Eng.	105011
Bronco II	1984-85	2.8L 171cid	351W Eng.	105011
	1986	2.9L 177cid		105011
	1986-87	2.9L 177cid	351W Eng.	105011
E-100 Econoline	1968-74	3.9L 240cid		105022
	1973-80	4.9L 300cid		105022
	1981-82	4.9L 300cid	California	105022
	1981-82	4.9L 300cid	Federal	105022
	1974	5.0L 302cid	W/ Thermactor Emission	105001
	1983	5.0L 302cid		105011
	1983	5.8L 351cid	351W Eng.	105011
E-100 Econoline Club Wagon	1975-80	4.9L 300cid		105022
	1981-82	4.9L 300cid	California	105022
	1981-82	4.9L 300cid	Federal	105022
	1983	5.0L 302cid		105011
	1983	5.8L 351cid	351W Eng.	105011
E-150 Econoline	1975-80	4.9L 300cid		105022
	1981-83	4.9L 300cid	California	105022
	1981-83	4.9L 300cid	Federal	105022
	1984-86	4.9L 300cid		105022
	1983-87	5.0L 302cid		105011
	1983-87	5.8L 351cid	351W Eng.	105011
E-150 Econoline Club Wagon	1975-80	4.9L 300cid		105022
	1981-83	4.9L 300cid	California	105022
	1981-83	4.9L 300cid	Federal	105022
	1984-86	4.9L 300cid		105022

MODEL	YEAR	ENGINE	ADDITIONAL	PART NUMBER
FORD TRUCK				
E-150 Econoline Club Wagon (Cont'd)	1983-87	5.0L 302cid		105011
	1984-87	5.8L 351cid	351W Eng.	105011
E-200 Econoline	1968-74	3.9L 240cid		105022
	1973-74	4.9L 300cid		105022
E-250 Econoline	1975-76	4.9L 300cid		105022
	1978-81	4.9L 300cid		105022
	1982-83	4.9L 300cid	California	105022
	1982-83	4.9L 300cid	Federal	105022
	1984-86	4.9L 300cid		105022
	1983-87	5.0L 302cid		105011
	1983-87	5.8L 351cid	351W Eng.	105011
E-250 Econoline Club Wagon	1977-80	4.9L 300cid		105022
	1983	4.9L 300cid	California	105022
	1983	4.9L 300cid	Federal	105022
	1984-86	4.9L 300cid		105022
	1983-87	5.8L 351cid	351W Eng..	105011
E-300 Econoline	1968-73	3.9L 240cid		105022
	1973-74	4.9L 300cid		105022
E-350 Econoline	1975-86	4.9L 300cid		105022
	1983-87	5.8L 351cid	351W Eng.	105011
E-350 Econoline Club Wagon	1977-86	4.9L 300cid		105022
	1983-87	5.8L 351cid	351W Eng.	105011
F-100	1975-80	4.9L 300cid		105022
	1981-83	4.9L 300cid	California	105022
	1981-83	4.9L 300cid	Federal	105022
	1983	5.0L 302cid		105011
F-100 Pickup	1965-74	3.9L 240cid		105022
	1965-74	4.9L 300cid		105022
	1974	5.0L 302cid	W/ Thermactor Emission	105001
	1973-74	5.9L 360cid		105001
	1973-74	6.4L 390cid		105001
F-150	1975-80	4.9L 300cid		105022
	1981-83	4.9L 300cid	California	105022
	1981-83	4.9L 300cid	Federal	105022
	1984-86	4.9L 300cid		105022
	1983-87	5.0L 302cid		105011
	1983-87	5.8L 351cid	351W Eng.	105011
F-250	1975-80	4.9L 300cid		105022
	1981-83	4.9L 300cid	California	105022
	1981-83	4.9L 300cid	Federal	105022
	1984-86	4.9L 300cid		105022

MODEL	YEAR	ENGINE	ADDITIONAL	PART NUMBER
FORD TRUCK				
F-250 (Cont'd)	1983-87	5.0L 302cid		105011
	1983-87	5.8L 351cid	351W Eng.	105011
F-250 Pickup	1965-71	3.9L 240cid		105022
	1965-74	4.9L 300cid		105022
F-350	1975-83	4.9L 300cid		105022
F-350 Pickup	1965-71	3.9L 240cid		105022
	1965-74	4.9L 300cid		105022
P-350	1968-72	3.9L 240cid		105022
	1968-76	4.9L 300cid		105022
GMC				
C15	1976	5.0L 305cid	Q in 3rd position of VIN	105002
	1976-77	5.0L 305cid	2BBL; Vacuum actuator	105008
	1977	5.0L 305cid	U in 3rd position of VIN	105002
	1978	5.0L 305cid	U in 3rd position of VIN	105019
	1975	5.7L 350cid	Y in 3rd position of VIN	105019
	1975-76	5.7L 350cid	2BBL; Vacuum actuator	105008
	1975-76	5.7L 350cid	V in 3rd position of VIN	105019
	1976-78	5.7L 350cid	L in 3rd position of VIN	105019
	1976-78	5.7L 350cid	L in 3rd position of VIN; w/ standard chassis, exc w/ EFE	105002
	1977	5.7L 350cid	Vacuum actuator	105008
	1976	6.6L 400cid	U in 3rd position of VIN	105019
	1978	6.6L 400cid	R in 3rd position of VIN	105019
C15 Suburban	1976	5.0L 305cid	Q in 3rd position of VIN	105002
	1976-77	5.0L 305cid	2BBL; Vacuum actuator	105008
	1977	5.0L 305cid	U in 3rd position of VIN	105002
	1978	5.0L 305cid	U in 3rd position of VIN	105019
	1975	5.7L 350cid	Y in 3rd position of VIN	105019
	1975-76	5.7L 350cid	2BBL; Vacuum actuator	105008
	1975-76	5.7L 350cid	L or V in 3rd position of VIN	105019
	1976-78	5.7L 350cid	L in 3rd position of VIN; w/ standard chassis, exc w/ EFE	105002
	1977	5.7L 350cid	Vacuum actuator	105008
C1500	1979-82	4.1L 250cid	D in 3rd position of VIN 79-80; 8th position 81-82; w/ EFE valve	105016
	1979-82	4.1L 250cid	D in 3rd position of VIN 79-80; 8th position 81-82; w/o EFE valve	105002
	1985-86	4.3L 262cid	N in 8th position of VIN	105003
	1979-80	4.8L 292cid	T in 3rd position of VIN; w/ EFE valve	105016
	1979-80	4.8L 292cid	T in 3rd position of VIN; w/o EFE valve	105002
	1983-84	5.0L 305cid	H in 8th position of VIN; w/o EFE valve	105002
	1983-86	5.0L 305cid	H in 8th position of VIN; w/ EFE valve	105003
	1979-84	5.7L 350cid	L in 3rd position of VIN 79-80; 8th position 81-84; w/ standard chassis, exc w/ EFE	105002
	1983-84	5.7L 350cid	L in 8th position of VIN; w/o EFE valve	105002
	1983-86	5.7L 350cid	L in 8th position of VIN; w/ EFE valve	105003

MODEL	YEAR	ENGINE	ADDITIONAL	PART NUMBER
GMC				
C1500 (Cont'd)	1985-86	5.7L 350cid	M in 8th position of VIN; Exc. H5D emissions	105003
	1985-86	5.7L 350cid	M in 8th position of VIN; w/ H5D emissions	105004
	1985	6.2L 379cid	C in 8th position of VIN	105003
	1985	6.2L 379cid	J in 8th position of VIN	105003
C1500 Suburban	1979-80	4.1L 250cid	D in 3rd position of VIN; w/ EFE valve	105016
	1979-80	4.1L 250cid	D in 3rd position of VIN; w/o EFE valve	105002
	1983-84	5.0L 305cid	H in 8th position of VIN; w/o EFE valve	105002
	1983-86	5.0L 305cid	H in 8th position of VIN; w/ EFE valve	105003
	1979-84	5.7L 350cid	L in 3rd position of VIN 79-80; 8th position 81-84; w/ standard chassis, exc w/ EFE	105002
	1983-84	5.7L 350cid	L in 8th position of VIN; w/o EFE valve	105002
	1983-86	5.7L 350cid	L in 8th position of VIN; w/ EFE valve	105003
	1985-86	5.7L 350cid	M in 8th position of VIN; Exc. H5D emissions	105003
	1985-86	5.7L 350cid	M in 8th position of VIN; w/ H5D emissions	105004
	1985	6.2L 379cid	C in 8th position of VIN	105003
C25	1977	5.0L 305cid	2BBL; Vacuum actuator	105008
	1977	5.0L 305cid	U in 3rd position of VIN	105002
	1978	5.0L 305cid	U in 3rd position of VIN	105019
	1975	5.7L 350cid	Y in 3rd position of VIN	105019
	1975-76	5.7L 350cid	2BBL; Vacuum actuator	105008
	1975-76	5.7L 350cid	L or V in 3rd position of VIN	105019
	1976-78	5.7L 350cid	L in 3rd position of VIN; w/ standard chassis, exc w/ EFE	105002
	1977	5.7L 350cid	Vacuum actuator	105008
	1976	6.6L 400cid	U in 3rd position of VIN	105019
	1977-78	6.6L 400cid	R in 3rd position of VIN	105019
	C25 Suburban	1977	5.0L 305cid	2BBL; Vacuum actuator
1977		5.0L 305cid	U in 3rd position of VIN	105002
1978		5.0L 305cid	U in 3rd position of VIN	105019
1975		5.7L 350cid	Y in 3rd position of VIN	105019
1975-76		5.7L 350cid	2BBL; Vacuum actuator	105008
1975-76		5.7L 350cid	V in 3rd position of VIN	105019
1976-78		5.7L 350cid	L in 3rd position of VIN	105019
1976-78		5.7L 350cid	L in 3rd position of VIN; w/ standard chassis, exc w/ EFE	105002
1977		5.7L 350cid	Vacuum actuator	105008
1978		6.6L 400cid	R in 3rd position of VIN	105019
C2500	1979-82	4.1L 250cid	D in 3rd position of VIN 79-80; 8th position 81-82; w/ EFE valve	105016
	1979-82	4.1L 250cid	D in 3rd position of VIN 79-80; 8th position 81-82; w/o EFE valve	105002
	1985-86	4.3L 262cid	N in 8th position of VIN	105003
	1979-82	4.8L 292cid	T in 3rd position of VIN 79-80; 8th position 81-82; w/ EFE valve	105016
	1979-82	4.8L 292cid	T in 3rd position of VIN 79-80; 8th position 81-82; w/o EFE valve	105002
	1983-84	5.0L 305cid	H in 8th position of VIN; w/o EFE valve	105002
	1983-86	5.0L 305cid	H in 8th position of VIN; w/ EFE valve	105003

MODEL	YEAR	ENGINE	ADDITIONAL	PART NUMBER
GMC				
C2500 (Cont'd)	1979-84	5.7L 350cid	L in 3rd position of VIN 79-80; 8th position 81-84; w/ standard chassis, exc w/ EFE	105002
	1983-84	5.7L 350cid	L in 8th position of VIN; w/o EFE valve	105002
	1983-86	5.7L 350cid	L in 8th position of VIN; w/ EFE valve	105003
	1985-86	5.7L 350cid	M in 8th position of VIN; Exc. H5D emissions	105003
	1985-86	5.7L 350cid	M in 8th position of VIN; w/ H5D emissions	105004
	1985	6.2L 379cid	C or J in 8th position of VIN	105003
	1985-86	7.4L 454cid	W in 8th position of VIN	105004
C2500 Suburban	1979-82	4.8L 292cid	T in 3rd position of VIN 79-80; 8th position 81-82; w/ EFE valve	105016
	1979-82	4.8L 292cid	T in 3rd position of VIN 79-80; 8th position 81-82; w/o EFE valve	105002
	1983-84	5.0L 305cid	H in 8th position of VIN; w/o EFE valve	105002
	1983-86	5.0L 305cid	H in 8th position of VIN; w/ EFE valve	105003
	1979-84	5.7L 350cid	L in 3rd position of VIN 79-80; 8th position 81-84; w/ standard chassis, exc w/ EFE	105002
	1983-84	5.7L 350cid	L in 8th position of VIN; w/o EFE valve	105002
	1983-86	5.7L 350cid	L in 8th position of VIN; w/ EFE valve	105003
	1985-86	5.7L 350cid	M in 8th position of VIN; Exc. H5D emissions	105003
	1985-86	5.7L 350cid	M in 8th position of VIN; w/ H5D emissions	105004
	1985	6.2L 379cid	C in 8th position of VIN	105003
	1985	6.2L 379cid	J in 8th position of VIN	105003
	1985-86	7.4L 454cid	W in 8th position of VIN	105004
	C35	1978	5.0L 305cid	U in 3rd position of VIN
1975		5.7L 350cid	Y in 3rd position of VIN	105019
1975-76		5.7L 350cid	2BBL; Vacuum actuator	105008
1975-76		5.7L 350cid	V in 3rd position of VIN	105019
1976-78		5.7L 350cid	L in 3rd position of VIN	105019
1976-78		5.7L 350cid	L in 3rd position of VIN; w/ standard chassis, exc w/ EFE	105002
1976-78		6.6L 400cid	R or U in 3rd position of VIN	105019
C3500	1979-80	4.1L 250cid	D in 3rd position of VIN; w/ EFE valve	105016
	1979-80	4.1L 250cid	D in 3rd position of VIN; w/o EFE valve	105002
	1979-82	4.8L 292cid	T in 3rd position of VIN 79-80; 8th position 81-82; w/ EFE valve	105016
	1979-82	4.8L 292cid	T in 3rd position of VIN 79-80; 8th position 81-82; w/o EFE valve	105002
	1986	5.0L 305cid	H in 8th position of VIN; w/ EFE valve	105003
	1979-80	5.7L 350cid	L in 3rd position of VIN; w/ standard chassis, exc w/ EFE	105002
	1985-86	5.7L 350cid	M in 8th position of VIN; Exc. H5D emissions	105003
	1985-86	5.7L 350cid	M in 8th position of VIN; w/ H5D emissions	105004
	1985	6.2L 379cid	J in 8th position of VIN	105003
G15	1977	5.0L 305cid	2BBL; Vacuum actuator	105008
	1975-76	5.7L 350cid	2BBL; Vacuum actuator	105008
	1975-78	5.7L 350cid		105002
	1977	5.7L 350cid	Vacuum actuator	105008

MODEL	YEAR	ENGINE	ADDITIONAL	PART NUMBER
GMC				
G1500	1985-86	4.3L 262cid	N in 8th position of VIN	105016
	1981	5.0L 305cid	G in 8th position of VIN	105002
	1981-83	5.0L 305cid	F in 8th position of VIN	105002
	1981-83	5.0L 305cid	H in 8th position of VIN	105002
	1979-84	5.7L 350cid		105002
	1979	6.6L 400cid	R in 3rd position of VIN	105002
G25	1977	5.0L 305cid	2BBL; Vacuum actuator	105008
	1975-76	5.7L 350cid	2BBL; Vacuum actuator	105008
	1975-78	5.7L 350cid		105002
	1977	5.7L 350cid	Vacuum actuator	105008
G2500	1985-86	4.3L 262cid	N in 8th position of VIN	105016
	1981	5.0L 305cid	G in 8th position of VIN	105002
	1981-83	5.0L 305cid	F in 8th position of VIN	105002
	1981-83	5.0L 305cid	H in 8th position of VIN	105002
	1979-84	5.7L 350cid		105002
	1985-86	5.7L 350cid	M in 8th position of VIN; w/ EFE valve	105004
	1985-90	6.2L 379cid	C in 8th position of VIN	105003
	1979-80	6.6L 400cid	R in 3rd position of VIN	105002
G35	1975-76	5.7L 350cid	2BBL; Vacuum actuator	105008
	1975-78	5.7L 350cid		105002
G3500	1985-86	4.3L 262cid	N in 8th position of VIN	105016
	1981	5.0L 305cid	H in 8th position of VIN	105002
	1979-84	5.7L 350cid		105002
	1985-88	5.7L 350cid	M in 8th position of VIN; w/ EFE valve	105004
	1985-90	6.2L 379cid	J in 8th position of VIN	105003
	1979-80	6.6L 400cid	R in 3rd position of VIN	105002
Jimmy	1979-82	4.1L 250cid	D in 3rd position of VIN 79-80; 8th position 81-82; w/ EFE valve	105016
	1979-82	4.1L 250cid	D in 3rd position of VIN 79-80; 8th position 81-82; w/o EFE valve	105002
	1977	5.0L 305cid	2BBL; Vacuum actuator	105008
	1977	5.0L 305cid	U in 3rd position of VIN	105002
	1978	5.0L 305cid	U in 3rd position of VIN	105019
	1983-84	5.0L 305cid	H in 8th position of VIN; w/o EFE valve	105002
	1983-86	5.0L 305cid	H in 8th position of VIN; w/ EFE valve	105003
	1975	5.7L 350cid	Y in 8th position of VIN	105019
	1975-76	5.7L 350cid	2BBL; Vacuum actuator	105008
	1975-76	5.7L 350cid	L or V in 3rd position of VIN	105019
	1976-84	5.7L 350cid	L in 3rd position of VIN 76-80; 8th position 81-84; w/ standard chassis, exc w/ EFE	105002
	1977	5.7L 350cid	Vacuum actuator	105008
	1983-84	5.7L 350cid	L in 8th position of VIN; w/o EFE valve	105002
	1983-86	5.7L 350cid	L in 8th position of VIN; w/ EFE valve	105003
1987	5.7L 350cid	K in 8th position of VIN	105004	

MODEL	YEAR	ENGINE	ADDITIONAL	PART NUMBER
GMC				
Jimmy (Cont'd)	1985	6.2L 379cid	C in 8th position of VIN	105003
	1975	6.6L 400cid	M in 3rd position of VIN	105019
	1976	6.6L 400cid	U in 3rd position of VIN	105019
	1977-78	6.6L 400cid	R in 3rd position of VIN	105019
K15	1976	5.0L 305cid	Q in 3rd position of VIN	105002
	1976-77	5.0L 305cid	2BBL; Vacuum actuator	105008
	1977	5.0L 305cid	U in 3rd position of VIN	105002
	1978	5.0L 305cid	U in 3rd position of VIN	105019
	1975	5.7L 350cid	Y in 3rd position of VIN	105019
	1975-76	5.7L 350cid	2BBL; Vacuum actuator	105008
	1975-76	5.7L 350cid	L or V in 3rd position of VIN	105019
	1976-78	5.7L 350cid	L in 3rd position of VIN; w/ standard chassis, exc w/ EFE	105002
	1977	5.7L 350cid	Vacuum actuator	105008
	1975	6.6L 400cid	M in 3rd position of VIN	105019
	1976	6.6L 400cid	U in 3rd position of VIN	105019
	1977-78	6.6L 400cid	R in 3rd position of VIN	105019
	K15 Suburban	1976	5.0L 305cid	Q in 3rd position of VIN
1976-77		5.0L 305cid	2BBL; Vacuum actuator	105008
1977		5.0L 305cid	U in 3rd position of VIN	105002
1978		5.0L 305cid	U in 3rd position of VIN	105019
1975		5.7L 350cid	Y in 3rd position of VIN	105019
1975-76		5.7L 350cid	2BBL; Vacuum actuator	105008
1975-76		5.7L 350cid	V in 3rd position of VIN	105019
1976-78		5.7L 350cid	L in 3rd position of VIN	105019
1976-78		5.7L 350cid	L in 3rd position of VIN; w/ standard chassis, exc w/ EFE	105002
1977		5.7L 350cid	Vacuum actuator	105008
1975		6.6L 400cid	M in 3rd position of VIN	105019
1976		6.6L 400cid	U in 3rd position of VIN	105019
1977-78		6.6L 400cid	R in 3rd position of VIN	105019
K1500	1979-82	4.1L 250cid	D in 3rd position of VIN 79-80; 8th position 81-82; w/ EFE valve	105016
	1979-82	4.1L 250cid	D in 3rd position of VIN 79-80; 8th position 81-82; w/o EFE valve	105002
	1985-86	4.3L 262cid	N in 8th position of VIN	105003
	1979-80	4.8L 292cid	T in 3rd position of VIN; w/ EFE valve	105016
	1979-80	4.8L 292cid	T in 3rd position of VIN; w/o EFE valve	105002
	1983-84	5.0L 305cid	H in 8th position of VIN; w/o EFE valve	105002
	1983-86	5.0L 305cid	H in 8th position of VIN; w/ EFE valve	105003
	1979-84	5.7L 350cid	L in 3rd position of VIN 79-80; 8th position 81-84; w/ standard chassis, exc w/ EFE	105002
	1983-84	5.7L 350cid	L in 8th position of VIN; w/o EFE valve	105002
	1983-86	5.7L 350cid	L in 8th position of VIN; w/ EFE valve	105003
	1985	5.7L 350cid	M in 8th position of VIN; Exc. H5D emissions	105003
	1985	5.7L 350cid	M in 8th position of VIN; w/ H5D emissions	105004

MODEL	YEAR	ENGINE	ADDITIONAL	PART NUMBER
GMC				
K1500 (Cont'd)	1985	6.2L 379cid	C or J in 8th position of VIN	105003
K1500 Suburban	1979-80	4.1L 250cid	D in 3rd position of VIN; w/ EFE valve	105016
	1979-80	4.1L 250cid	D in 3rd position of VIN; w/o EFE valve	105002
	1979-84	5.7L 350cid	L in 3rd position of VIN 79-80; 8th position 81-84; w/ standard chassis, exc w/ EFE	105002
	1983-84	5.7L 350cid	L in 8th position of VIN; w/o EFE valve	105002
	1983-86	5.7L 350cid	L in 8th position of VIN; w/ EFE valve	105003
	1985	6.2L 379cid	C in 8th position of VIN	105003
K25	1977	5.0L 305cid	2BBL; Vacuum actuator	105008
	1977	5.0L 305cid	U in 3rd position of VIN	105002
	1978	5.0L 305cid	U in 3rd position of VIN	105019
	1975	5.7L 350cid	Y in 3rd position of VIN	105019
	1975-76	5.7L 350cid	2BBL; Vacuum actuator	105008
	1975-76	5.7L 350cid	V in 3rd position of VIN	105019
	1976-78	5.7L 350cid	L in 3rd position of VIN	105019
	1976-78	5.7L 350cid	L in 3rd position of VIN; w/ standard chassis, exc w/ EFE	105002
	1977	5.7L 350cid	Vacuum actuator	105008
	1975	6.6L 400cid	M in 3rd position of VIN	105019
	1976	6.6L 400cid	U in 3rd position of VIN	105019
	1977-78	6.6L 400cid	R in 3rd position of VIN	105019
	K25 Suburban	1977	5.0L 305cid	2BBL; Vacuum actuator
1977		5.0L 305cid	U in 3rd position of VIN	105002
1978		5.0L 305cid	U in 3rd position of VIN	105019
1975		5.7L 350cid	Y in 3rd position of VIN	105019
1975-76		5.7L 350cid	2BBL; Vacuum actuator	105008
1975-76		5.7L 350cid	V in 3rd position of VIN	105019
1976-78		5.7L 350cid	L in 3rd position of VIN	105019
1976-78		5.7L 350cid	L in 3rd position of VIN; w/ standard chassis, exc w/ EFE	105002
1977		5.7L 350cid	Vacuum actuator	105008
1975		6.6L 400cid	M in 3rd position of VIN	105019
1976		6.6L 400cid	U in 3rd position of VIN	105019
1977-78		6.6L 400cid	R in 3rd position of VIN	105019
K2500		1980	4.1L 250cid	D in 3rd position of VIN; w/ EFE valve
	1980	4.1L 250cid	D in 3rd position of VIN; w/o EFE valve	105002
	1985	4.3L 262cid	N in 8th position of VIN	105003
	1979-82	4.8L 292cid	T in 3rd position of VIN 79-80; 8th position 81-82; w/ EFE valve	105016
	1979-82	4.8L 292cid	T in 3rd position of VIN 79-80; 8th position 81-82; w/o EFE valve	105002
	1979-84	5.7L 350cid	L in 3rd position of VIN 79-80; 8th position 81-84; w/ standard chassis, exc w/ EFE	105002
	1983-84	5.7L 350cid	L in 8th position of VIN; w/o EFE valve	105002
	1983-86	5.7L 350cid	L in 8th position of VIN; w/ EFE valve	105003
	1985-86	5.7L 350cid	M in 8th position of VIN; Exc. H5D emissions	105003
	1985-86	5.7L 350cid	M in 8th position of VIN; w/ H5D emissions	105004

MODEL	YEAR	ENGINE	ADDITIONAL	PART NUMBER
GMC				
K2500 (Cont'd)	1985	6.2L 379cid	C in 8th position of VIN	105003
	1985	6.2L 379cid	J in 8th position of VIN	105003
K2500 Suburban	1979-82	4.8L 292cid	T in 3rd position of VIN 79-80; 8th position 81-82; w/ EFE valve	105016
	1979-82	4.8L 292cid	T in 3rd position of VIN 79-80; 8th position 81-82; w/o EFE valve	105002
	1979-81	5.7L 350cid	L in 3rd position of VIN 79-80; 8th position 1981; w/ standard chassis, exc w/ EFE	105002
	1985-86	5.7L 350cid	M in 8th position of VIN; Exc. H5D emissions	105003
	1985-86	5.7L 350cid	M in 8th position of VIN; w/ H5D emissions	105004
	1985	6.2L 379cid	J in 8th position of VIN	105003
K35	1977-78	5.7L 350cid	L in 3rd position of VIN	105019
	1977-78	5.7L 350cid	L in 3rd position of VIN; w/ standard chassis, exc w/ EFE	105002
	1977-78	6.6L 400cid	R in 3rd position of VIN	105019
K3500	1979-82	4.8L 292cid	T in 3rd position of VIN 79-80; 8th position 81-82; w/ EFE valve	105016
	1979-82	4.8L 292cid	T in 3rd position of VIN 79-80, 8th position 81-82; w/o EFE valve	105002
	1979-80	5.7L 350cid	L in 3rd position of VIN; w/ standard chassis, exc w/ EFE	105002
	1985-86	5.7L 350cid	M in 8th position of VIN; Exc. H5D emissions	105003
	1985-86	5.7L 350cid	M in 8th position of VIN; w/ H5D emissions	105004
	1985	6.2L 379cid	J in 8th position of VIN	105003
	1985-86	7.4L 454cid	W in 8th position of VIN	105004
P2500	1979	5.7L 350cid	L in 3rd position of VIN	105002
	1980	5.7L 350cid	M in 3rd position of VIN	105002
	1981-87	5.7L 350cid	M in 8th position of VIN; California	105016
	1981-87	5.7L 350cid	M in 8th position of VIN; Exc. H5D emissions	105016
	1985-87	5.7L 350cid	M in 8th position of VIN; Exc. California	105004
	1985-87	5.7L 350cid	M in 8th position of VIN; w/ H5D emissions	105004
	1988-89	5.7L 350cid	K in 8th position of VIN; Exc. California	105004
P3500	1979-80	5.7L 350cid	L in 3rd position of VIN	105002
	1980	5.7L 350cid	M in 3rd position of VIN	105002
	1981-87	5.7L 350cid	M in 8th position of VIN; California	105016
	1981-87	5.7L 350cid	M in 8th position of VIN; Exc. H5D emissions	105016
	1985-88	5.7L 350cid	M in 8th position of VIN; Exc. California	105004
	1985-88	5.7L 350cid	M in 8th position of VIN; w/ H5D emissions	105004
	1987	5.7L 350cid	K in 8th position of VIN; California	105016
	1987-89	5.7L 350cid	K in 8th position of VIN; Exc. California	105004
	1985-89	7.4L 454cid	W in 8th position of VIN	105004
R1500	1987	5.7L 350cid	K in 8th position of VIN	105004
R1500 Suburban	1987	5.7L 350cid	K in 8th position of VIN	105004
R2500	1987	5.7L 350cid	K in 8th position of VIN	105004
	1987	7.4L 454cid	N in 8th position of VIN	105004
R2500 Suburban	1987	5.7L 350cid	K in 8th position of VIN	105004
	1987	7.4L 454cid	N in 8th position of VIN	105004

MODEL	YEAR	ENGINE	ADDITIONAL	PART NUMBER
GMC				
R3500	1987	5.7L 350cid	K in 8th position of VIN	105004
	1987	5.7L 350cid	M in 8th position of VIN	105004
	1987	7.4L 454cid	N in 8th position of VIN	105004
Safari	1985	4.3L 262cid	N in 8th position of VIN	105016
V1500	1987	5.7L 350cid	K in 8th position of VIN	105004
V1500 Suburban	1987	5.7L 350cid	K in 8th position of VIN	105004
V2500	1987	5.7L 350cid	K in 8th position of VIN	105004
V2500 Suburban	1987	5.7L 350cid	K in 8th position of VIN	105004
V3500	1987	5.7L 350cid	K in 8th position of VIN	105004
	1987	5.7L 350cid	M in 8th position of VIN	105004
	1987	7.4L 454cid	N in 8th position of VIN	105004
JEEP				
CJ5	1975-80	5.0L 304cid		105020
CJ6	1975	5.0L 304cid		105020
CJ7	1976-80	5.0L 304cid		105020
Cherokee	1975-80	5.9L 360cid		105020
	1975-78	6.6L 401cid		105020
J10	1975-80	5.9L 360cid		105020
	1975-78	6.6L 401cid		105020
J20	1975-80	5.9L 360cid		105020
	1975-78	6.6L 401cid		105020
Wagoneer	1980	4.2L 258cid		105020
	1975-80	5.9L 360cid		105020
	1975-78	6.6L 401cid		105020
LINCOLN				
Continental	1983-85	5.0L 302cid		105012
Mark VII	1984-85	5.0L 302cid		105012
Town Car	1984-85	5.0L 302cid		105012
MERCURY				
Capri	1983-86	3.8L 232cid		105012
	1981	4.2L 255cid		105012
	1982-85	5.0L 302cid		105012
Cougar	1982-83	3.8L 232cid		105012
	1982	4.2L 255cid		105012
	1981	5.0L 302cid		105012
	1983-85	5.0L 302cid		105012
Grand Marquis	1984-85	5.0L 302cid		105012
Marquis	1983	3.8L 232cid		105012
	1985	5.0L 302cid		105012
Zephyr	1981	4.2L 255cid		105012

MODEL	YEAR	ENGINE	ADDITIONAL	PART NUMBER
OLDSMOBILE				
98	1982-83	4.1L 252cid	4 in 8th position of VIN	105013
	1983-84	5.0L 307cid	Y in 8th position of VIN	105009
Custom Cruiser	1983-88	5.0L 307cid	Y in 8th position of VIN	105009
Cutlass	1979	5.0L 305cid	H in 5th position of VIN	105002
	1985-86	5.0L 305cid	H in 8th position of VIN; Canada	105006
Cutlass Calais	1982-84	3.8L 231cid	A in 8th position of VIN	105013
	1982	4.3L 260cid	8 in 8th position of VIN	105009
	1982	4.3L 260cid	V in 8th position of VIN	105009
	1982	4.4L 267cid	J in 8th position of VIN; Canada	105006
	1978	5.0L 305cid	U in 5th position of VIN	105002
	1979	5.0L 305cid	H in 5th position of VIN	105002
	1984	5.0L 305cid	H in 8th position of VIN; Canada	105006
	1983-84	5.0L 307cid	Y in 8th position of VIN	105009
	1984	5.0L 307cid	9 in 8th position of VIN	105009
	1982-83	5.7L 350cid	N in 8th position of VIN; California	105014
Cutlass Ciera	1984	3.8L 231cid	3 in 8th position of VIN	105013
	1982	4.3L 260cid	T in 8th position of VIN	105009
Cutlass Cruiser	1982-83	3.8L 231cid	A in 8th position of VIN	105013
	1982	4.3L 260cid	8 in 8th position of VIN	105009
	1982	4.4L 267cid	J in 8th position of VIN; Canada	105006
	1983	5.0L 305cid	H in 8th position of VIN; Canada	105006
	1983	5.0L 307cid	Y in 8th position of VIN	105009
	1982-83	5.7L 350cid	N in 8th position of VIN; California	105014
Cutlass Salon	1978	5.0L 305cid	H in 5th position of VIN	105009
	1978	5.0L 305cid	U in 5th position of VIN	105002
	1979	5.0L 305cid	H in 5th position of VIN	105002
	1985-86	5.0L 307cid	9 in 8th position of VIN	105009
	1985-87	5.0L 307cid	Y in 8th position of VIN	105009
Cutlass Supreme	1982-84	3.8L 231cid	A in 8th position of VIN	105013
	1982	4.3L 260cid	8 in 8th position of VIN	105009
	1982	4.3L 260cid	V in 8th position of VIN	105009
	1982	4.4L 267cid	J in 8th position of VIN; Canada	105006
	1978	5.0L 305cid	H in 5th position of VIN	105009
	1978	5.0L 305cid	U in 5th position of VIN	105002
	1979	5.0L 305cid	H in 5th position of VIN	105002
	1983	5.0L 305cid	H in 8th position of VIN; Canada	105006
	1985-86	5.0L 305cid	H in 8th position of VIN; Canada	105006
	1983-88	5.0L 307cid	Y in 8th position of VIN	105009
	1984	5.0L 307cid	9 in 8th position of VIN	105009
	1987	5.0L 307cid	9 in 8th position of VIN	105009
	1982-83	5.7L 350cid	N in 8th position of VIN; California	105014

MODEL	YEAR	ENGINE	ADDITIONAL	PART NUMBER
OLDSMOBILE				
Delta 88	1982-84	3.8L 231cid	A in 8th position of VIN	105013
	1982	4.3L 260cid	8 in 8th position of VIN	105009
	1982	4.4L 267cid	J in 8th position of VIN; Canada	105006
	1983-85	5.0L 307cid	Y in 8th position of VIN	105009
	1976-77	5.7L 350cid	Vacuum actuator	105008
Omega	1977-79	3.8L 231cid		105013
	1977	5.0L 305cid	Vacuum actuator	105008
	1977-78	5.0L 305cid	U in 5th position of VIN	105002
	1979	5.0L 305cid	G in 5th position of VIN	105002
	1976-77	5.7L 350cid	Vacuum actuator	105008
Starfire	1975-80	3.8L 231cid		105013
	1977-78	5.0L 305cid	U in 5th position of VIN	105002
	1979	5.0L 305cid	G in 5th position of VIN	105002
Toronado	1982-83	4.1L 252cid	4 in 8th position of VIN	105015
	1983-85	5.0L 307cid	Y in 8th position of VIN	105009
PLYMOUTH				
Barracuda	1972	3.7L 225cid		105021
	1972-73	5.2L 318cid		105021
	1972-73	5.6L 340cid		105021
	1974	5.9L 360cid		105021
Cuda	1972-73	5.2L 318cid		105021
	1972-73	5.6L 340cid		105021
	1974	5.9L 360cid		105021
Duster	1972-74	3.2L 198cid		105021
	1972-74	3.7L 225cid		105021
	1972-73	5.2L 318cid		105021
	1975-76	5.2L 318cid		105021
	1970	5.6L 340cid		105021
	1972-73	5.6L 340cid		105021
	1974-76	5.9L 360cid		105021
Fury	1972-73	5.2L 318cid		105021
	1975-76	5.2L 318cid		105021
	1972-76	5.9L 360cid		105021
	1972-73	6.6L 400cid		105021
	1975-76	6.6L 400cid		105021
	1972-73	7.2L 440cid		105021
	1975	7.2L 440cid		105021
Fury I	1972-73	3.7L 225cid		105021
	1972-73	5.2L 318cid		105021
	1972-74	5.9L 360cid		105021
	1972-73	6.6L 400cid		105021
	1972-73	7.2L 440cid		105021

MODEL	YEAR	ENGINE	ADDITIONAL	PART NUMBER
PLYMOUTH				
Fury II	1972-73	5.2L 318cid		105021
	1972-74	5.9L 360cid		105021
	1972-73	6.6L 400cid		105021
	1972-73	7.2L 440cid		105021
Fury III	1972-73	5.2L 318cid		105021
	1972-74	5.9L 360cid		105021
	1972-73	6.6L 400cid		105021
	1972-73	7.2L 440cid		105021
Gran Fury	1972-73	5.2L 318cid		105021
	1975-76	5.2L 318cid		105021
	1972-76	5.9L 360cid		105021
	1972-73	6.6L 400cid		105021
	1975-76	6.6L 400cid		105021
	1972-73	7.2L 440cid		105021
	1975-76	7.2L 440cid		105021
Roadrunner	1972-73	5.2L 318cid		105021
	1975	5.2L 318cid		105021
	1973	5.6L 340cid		105021
	1974-75	5.9L 360cid		105021
	1972-73	6.6L 400cid		105021
	1975	6.6L 400cid		105021
	1972-73	7.2L 440cid		105021
Satellite	1972-74	3.7L 225cid		105021
	1972-73	5.2L 318cid		105021
	1972	5.6L 340cid		105021
	1974	5.9L 360cid		105021
	1972-73	6.6L 400cid		105021
Scamp	1972-74	3.2L 198cid		105021
	1972-74	3.7L 225cid		105021
	1972-73	5.2L 318cid		105021
	1975-76	5.2L 318cid		105021
Valiant	1972-74	3.2L 198cid		105021
	1972-74	3.7L 225cid		105021
	1972-73	5.2L 318cid		105021
	1975-76	5.2L 318cid		105021
	1976	5.9L 360cid		105021
Volare	1976	5.2L 318cid		105021
	1976	5.9L 360cid		105021
PLYMOUTH TRUCK				
PB100	1975	5.2L 318cid		105021
PB100 Van	1974	5.2L 318cid		105021
	1974	5.9L 360cid		105021

MODEL	YEAR	ENGINE	ADDITIONAL	PART NUMBER
PLYMOUTH TRUCK				
PB200	1975	5.2L 318cid		105021
	1975	5.9L 360cid		105021
PB200 Van	1974	5.2L 318cid		105021
	1974	5.9L 360cid		105021
PB300	1975	5.2L 318cid		105021
	1975	5.9L 360cid		105021
PB300 Van	1974	5.2L 318cid		105021
	1974	5.9L 360cid		105021
Trailduster	1974-75	5.2L 318cid		105021
	1974-75	5.9L 360cid		105021
	1974-75	7.2L 440cid		105021
PONTIAC				
Bonneville	1980-85	3.8L 231cid	Canada	105013
	1986	4.3L 262cid	Z in 8th position of VIN; Canada	105009
	1980	4.3L 265cid	S in 5th position of VIN	105016
	1981	4.3L 265cid		105005
	1977-79	4.9L 301cid	Y in 5th position of VIN	105016
	1978-80	4.9L 301cid	W in 5th position of VIN	105016
	1983-86	5.0L 305cid	H in 8th position of VIN	105006
	1981	5.0L 307cid	Y in 8th position of VIN	105009
	1977	5.7L 350cid	P in 5th position of VIN	105016
	1977	5.7L 350cid	Vacuum actuator	105008
	1977-78	6.6L 400cid	Z in 5th position of VIN; Automatic Transmission	105016
Catalina	1978-81	3.8L 231cid	Canada	105013
	1980	4.3L 265cid	S in 5th position of VIN	105016
	1981	4.3L 265cid		105005
	1977-79	4.9L 301cid	Y in 5th position of VIN	105016
	1979-80	4.9L 301cid	W in 5th position of VIN	105016
	1981	5.0L 307cid	Y in 8th position of VIN	105009
	1976-77	5.7L 350cid	Vacuum actuator	105008
	1977	5.7L 350cid	P in 5th position of VIN	105016
	1977-78	6.6L 400cid	Z in 5th position of VIN; Automatic Transmission	105016
Firebird	1977-81	3.8L 231cid		105013
	1976	4.1L 250cid	D in 5th position of VIN	105016
	1981	4.3L 265cid		105005
	1977	4.9L 301cid	Y in 5th position of VIN; Automatic Transmission	105016
	1979	4.9L 301cid	W in 5th position of VIN; Manual Transmission	105002
	1979	4.9L 301cid	Y in 5th position of VIN; Automatic Transmission	105016
	1979	4.9L 301cid	Y in 5th position of VIN; Manual Transmission	105002
	1979-80	4.9L 301cid	W in 5th position of VIN; Automatic Transmission	105016
	1980	4.9L 301cid	T in 5th position of VIN; Turbocharged	105016
	1981	4.9L 301cid	W in 8th position of VIN	105005

MODEL	YEAR	ENGINE	ADDITIONAL	PART NUMBER
PONTIAC				
Firebird (Cont'd)	1977	5.0L 305cid	Vacuum actuator	105008
	1977-78	5.0L 305cid	U in 5th position of VIN	105002
	1979	5.0L 305cid	G in 5th position of VIN	105002
	1982-85	5.0L 305cid	H in 8th position of VIN	105006
	1975	5.7L 350cid	Automatic Transmission	105016
	1976-77	5.7L 350cid	Vacuum actuator	105008
	1977	5.7L 350cid	P in 5th position of VIN	105016
	1978-79	5.7L 350cid	L in 5th position of VIN	105002
	1975	6.6L 400cid	S in 5th position of VIN; Automatic Transmission	105016
	1975	7.5L 455cid	W in 5th position of VIN; Automatic Transmission	105016
Grand Prix	1978-85	3.8L 231cid	A in 5th position of VIN 78-80; 8th position 81-85; Canada	105013
	1979	3.8L 231cid	2 in 5th position of VIN	105013
	1986	4.3L 262cid	Z in 8th position of VIN; Canada	105009
	1980	4.3L 265cid	S in 5th position of VIN	105016
	1982	4.4L 267cid	J in 8th position of VIN; Canada	105006
	1977-79	4.9L 301cid	Y in 5th position of VIN; Automatic Transmission	105016
	1978-80	4.9L 301cid	W in 5th position of VIN; Automatic Transmission	105016
	1978	5.0L 305cid	U in 5th position of VIN	105009
	1979	5.0L 305cid	H in 5th position of VIN	105009
	1983-87	5.0L 305cid	H in 8th position of VIN	105006
	1976-77	5.7L 350cid	P in 5th position of VIN	105016
	1975	6.6L 400cid	R in 5th position of VIN; Automatic Transmission	105016
	1975	6.6L 400cid	S in 5th position of VIN; Automatic Transmission	105016
	1975	7.5L 455cid	W in 5th position of VIN; Automatic Transmission	105016
Grandville	1975	6.6L 400cid	R in 5th position of VIN	105016
	1975	6.6L 400cid	S in 5th position of VIN	105016
	1975	7.5L 455cid	W in 5th position of VIN	105016
LeMans	1980-81	3.8L 229cid	K in 5th position of VIN 1980; 8th position 1981	105009
	1978-81	3.8L 231cid	A in 5th position of VIN 78-80; 8th position 1981	105013
	1979	3.8L 231cid	2 in 5th position of VIN	105013
	1980	4.3L 265cid	S in 5th position of VIN	105016
	1981	4.3L 265cid		105005
	1979	4.9L 301cid	Y in 5th position of VIN; Automatic Transmission	105016
	1979-80	4.9L 301cid	W in 5th position of VIN; Automatic Transmission	105016
	1981	4.9L 301cid	W in 8th position of VIN	105005
	1979	5.0L 305cid	H in 5th position of VIN	105009
	1975	5.7L 350cid	E in 5th position of VIN	105016
	1975	5.7L 350cid	H in 5th position of VIN	105016
	1975	5.7L 350cid	J in 5th position of VIN	105016
	1975	5.7L 350cid	M in 5th position of VIN	105016
	1977	5.7L 350cid	P in 5th position of VIN; Automatic Transmission	105016
	1978-79	5.7L 350cid	L in 5th position of VIN	105009

MODEL	YEAR	ENGINE	ADDITIONAL	PART NUMBER
PONTIAC				
LeMans (Cont'd)	1975	6.6L 400cid	R in 5th position of VIN	105016
	1975	6.6L 400cid	S in 5th position of VIN	105016
Parisienne	1983	3.8L 231cid		105009
	1984	3.8L 231cid	A in 8th position of VIN; Canada	105013
	1985-86	4.3L 262cid	Z in 8th position of VIN; Canada	105009
	1983-86	5.0L 305cid	H in 8th position of VIN	105002
	1986	5.0L 307cid	Y in 8th position of VIN	105009
Phoenix	1977-79	3.8L 231cid		105013
	1977-78	5.0L 305cid	U in 5th position of VIN	105002
	1977-79	5.7L 350cid	L in 5th position of VIN	105009
Safari	1987-89	5.0L 307cid	Y in 5th position of VIN	105009
Sunbird	1976-77	3.8L 231cid	C in 5th position of VIN	105013
	1977-80	3.8L 231cid		105013
Ventura	1977	4.9L 301cid	Y in 5th position of VIN	105016
	1977	5.0L 305cid	U in 5th position of VIN	105002
	1977	5.0L 305cid	Vacuum actuator	105008
	1976-77	5.7L 350cid	Vacuum actuator	105008
	1977	5.7L 350cid	L in 5th position of VIN	105009

Part No. 105001


**FORD 5.0L, 5.9L,
6.4L, 302, 360, 390**



1973-74
O.E. No: D3TZ9A427A

Part No. 105002

**GM 4.1L, 4.8L, 4.9L,
5.0L, 5.7L, 6.6L, 250,
292, 301, 305,
350, 400**



1975-86
O.E. No: 355915

Part No. 105003

**GM 4.3L, 5.0L, 5.7L, 6.2L,
262, 305, 350, 379**



1983-90
O.E. No: 5234820

Part No. 105004

GM 5.7L, 7.4L, 350, 454



1985-89
O.E. No: 5234810

Part No. 105005

GM 4.3L, 4.9L, 265, 301



1981
O.E. No: 5233737

Part No. 105006

GM 4.4L, 5.0L, 267, 305



1980-88
O.E. No: 5233650

Part No. 105007

GM 7.0L, 429



1965-67
O.E. No: 3632576

Part No. 105008

**GM 3.8L, 5.0L, 5.7L,
231, 305, 350**



1975-77
O.E. No: 1996523

Part No. 105009

GM 3.3L, 3.8L, 4.3L,
4.4L, 5.0L, 5.7L,
200, 231, 262, 267,
307, 350



1975-89
O.E. No: 5233475

Part No. 105011

FORD 2.8L, 2.9L, 5.0L,
5.8L, 171, 177, 302, 351



1983-87
O.E. No: E4TZ9A427A

Part No. 105013

GM 3.2L, 3.8L, 4.1L,
196, 231, 252



1975-85
O.E. No: 5233320

Part No. 105015

GM 3.8L, 4.1L, 5.0L, 5.7L,
231, 252, 307, 350



1975-90
O.E. No: 5233155

Part No. 105010

AMC 5.0L, 5.9L, 6.6L,
304, 360, 401



1971-74
O.E. No: 3211465

Part No. 105012

FORD 3.8L, 4.2L, 5.0L,
232, 255, 302



1981-86
O.E. No: E1SZ9A427A

Part No. 105014

GM 4.3L, 5.7L, 260, 350



1981-83
O.E. No: 5233200

Part No. 105016

GM 4.1L, 4.3L, 4.8L, 4.9L,
5.7L, 6.6L, 7.5L, 250, 262,
292, 301, 350, 400, 455



1975-87
O.E. No: 5233150

Part No. 105017


GM 5.4L, 5.7L, 6.5L, 6.7L,
7.0L, 7.4L, 327, 348, 396,
409, 427, 454



1958-74
O.E. No: 3887034

Part No. 105018


GM 4.6L, 5.0L, 5.4L, 5.7L,
283, 307, 327, 350



1957-75
O.E. No: 3887024

Part No. 105019

GM 4.1L, 4.6L, 5.0L, 5.4L,
5.7L, 6.5L, 6.6L, 250, 283,
305, 327, 350, 396, 400



1964-78
O.E. No: 3887023

Part No. 105020

AMC, JEEP 4.2L, 5.0L,
5.9L, 6.6L, 258, 304,
360, 401



1975-80
O.E. No: 3225005

Part No. 105021


CHRYSLER 3.2L, 3.7L,
5.2L, 5.6L, 5.9L, 6.6L,
7.2L, 198, 225, 318, 340,
360, 400, 440



1970-78
O.E. No: 3683945

Part No. 105022

FORD 3.9L, 4.9L,
240, 300



1965-86

HEAT RISERS

 **The Value Is In The Brand!**

ATP MULTI-SERVICE FLUSH & CONDITIONER

For Engine, Transmission & Power Steering Systems

EASY TO USE
PRE-MEASURED
BOTTLE

- Safely removes sludge, varnish and contaminants – Contains NO harsh, damaging solvents or alcohol
- Prepares seals and system for new lubricants
- Pre-measure bottle allows the correct amount to be measured and dispensed
- Use with or without fluid exchange machines
- Part No. AT-218
16 Fluid Ounces



**You Only Need One Product
(Part No. AT-218) For ALL Your
Flushing Needs!**

The Value Is In The Brand!

MODEL	YEAR	ENGINE	ADDITIONAL	PART NUMBER
BUICK				
Apollo	1973-75	5.7L 350cid	For Timing Indicator, Use ATP Part Number 103014	103005
Centurion	1973	5.7L 350cid	For Timing Indicator, Use ATP Part Number 103014	103005
Century	1994-96	2.2L 134cid		103186
	1982-90	2.5L 151cid		103116
	1982-85	3.0L 181cid		103006
	1978-79	3.2L 196cid		103005
	1973-77	5.7L 350cid	For Timing Indicator, Use ATP Part Number 103014	103005
Electra	1985	3.0L 181cid	Fits 14 or 20 Bolt Oil Pan	103006
	1985	3.8L 231cid		103005
	1980-84	4.1L 252cid		103005
	1977-80	5.7L 350cid		103005
Estate Wagon	1970	5.7L 350cid	For Timing Indicator, Use ATP Part Number 103014	103005
	1972-73	5.7L 350cid	For Timing Indicator, Use ATP Part Number 103014	103005
	1978-80	5.7L 350cid		103005
GS	1970-71	5.7L 350cid	For Timing Indicator, Use ATP Part Number 103014	103005
GS 350	1968-69	5.7L 350cid	For Timing Indicator, Use ATP Part Number 103014	103005
LeSabre	1985	3.8L 231cid		103005
	1991-92	3.8L 231cid		103123
	1980-84	4.1L 252cid		103005
	1965	4.9L 300cid		103005
	1966-67	5.6L 340cid	For Timing Indicator, Use ATP Part Number 103014	103005
	1968-80	5.7L 350cid	For Timing Indicator, Use ATP Part Number 103014	103005
Park Avenue	1991-92	3.8L 231cid		103123
Reatta	1991	3.8L 231cid		103123
Regal	1978-79	3.2L 196cid		103005
	1990-92	3.8L 231cid		103123
	1982-84	4.1L 252cid		103005
	1973-77	5.7L 350cid	For Timing Indicator, Use ATP Part Number 103014	103005
Riviera	1979-85	3.8L 231cid		103005
	1991-92	3.8L 231cid		103123
	1981-84	4.1L 252cid		103005
	1977-78	5.7L 350cid		103005
Skyhawk	1975-80	3.8L 231cid	For Timing Indicator, Use ATP Part Number 103014	103005
Skylark	1982-85	2.5L 151cid		103116
	1965-67	3.7L 225cid	For Timing Indicator, Use ATP Part Number 103014	103005
	1965-66	4.9L 300cid	For Timing Indicator, Use ATP Part Number 103014	103005
	1966-67	5.6L 340cid	For Timing Indicator, Use ATP Part Number 103014	103005
	1968-72	5.7L 350cid	For Timing Indicator, Use ATP Part Number 103014	103005
	1975-76	5.7L 350cid	For Timing Indicator, Use ATP Part Number 103014	103005
Somerset Regal	1985	3.0L 181cid		103005

MODEL	YEAR	ENGINE	ADDITIONAL	PART NUMBER
BUICK				
Special	1965-67	3.7L 225cid	For Timing Indicator, Use ATP Part Number 103014	103005
	1965-66	4.9L 300cid	For Timing Indicator, Use ATP Part Number 103014	103005
	1968-69	5.7L 350cid	For Timing Indicator, Use ATP Part Number 103014	103005
Sportwagon	1965	3.7L 225cid	For Timing Indicator, Use ATP Part Number 103014	103005
	1965	4.9L 300cid	For Timing Indicator, Use ATP Part Number 103014	103005
	1966-67	5.6L 340cid	For Timing Indicator, Use ATP Part Number 103014	103005
	1968-72	5.7L 350cid	For Timing Indicator, Use ATP Part Number 103014	103005
CADILLAC				
DeVille	1980-82	4.1L 252cid		103005
Eldorado	1981-82	4.1L 252cid		103005
Fleetwood	1980-82	4.1L 252cid		103005
Seville	1981-82	4.1L 252cid		103005
CADILLAC TRUCK				
Escalade	1999-00	5.7L 350cid	Plastic, W/Crankshaft Sensor Hole	103075
	1999-00	5.7L 350cid	Plastic, W/o Crankshaft Sensor Hole	103076
CHEVROLET				
Beretta	1994-96	2.2L 134cid		103186
Camaro	1982-86	2.5L 151cid		103116
Cavalier	1994-97	2.2L 134cid		103186
Celebrity	1982-90	2.5L 151cid		103116
Citation	1982-83	2.5L 151cid		103116
Citation II	1984-85	2.5L 151cid		103116
Corsica	1994-96	2.2L 134cid		103186
Lumina	1990	2.5L 151cid		103116
Monza	1978-79	3.2L 196cid		103005
	1978-80	3.8L 231cid		103005
CHEVROLET TRUCK				
Astro	1985-90	2.5L 151cid		103116
	1995	4.3L 262cid	Plastic, W/o Crankshaft Sensor Hole	103074
	1996-03	4.3L 262cid	Plastic, W/Crankshaft Sensor Hole	103073
Blazer	1995	4.3L 262cid	Plastic, W/o Crankshaft Sensor Hole	103074
	1995-03	4.3L 262cid	Plastic, W/Crankshaft Sensor Hole	103073
C10	1977-86	5.7L 350cid		103120
C10 Suburban	1977-86	5.7L 350cid		103120
C1500	1995	4.3L 262cid	Plastic, W/o Crankshaft Sensor Hole	103074
	1996-98	4.3L 262cid	Plastic, W/Crankshaft Sensor Hole	103073
	1996-99	5.0L 305cid	Plastic, W/Crankshaft Sensor Hole	103075
	1996-99	5.0L 305cid	Plastic, W/o Crankshaft Sensor Hole	103076
	1996-99	5.7L 350cid	Plastic, W/Crankshaft Sensor Hole	103075
	1996-99	5.7L 350cid	Plastic, W/o Crankshaft Sensor Hole	103076
C1500 Suburban	1996-99	5.7L 350cid	Plastic, W/Crankshaft Sensor Hole	103075
	1996-99	5.7L 350cid	Plastic, W/o Crankshaft Sensor Hole	103076

MODEL	YEAR	ENGINE	ADDITIONAL	PART NUMBER
CHEVROLET TRUCK				
C20	1977-86	5.7L 350cid		103120
C20 Suburban	1977-86	5.7L 350cid		103120
C2500	1995	4.3L 262cid	Plastic, W/o Crankshaft Sensor Hole	103074
	1996-98	5.0L 305cid	Plastic, W/Crankshaft Sensor Hole	103075
	1996-98	5.0L 305cid	Plastic, W/o Crankshaft Sensor Hole	103076
	1996-00	5.7L 350cid	Plastic, W/Crankshaft Sensor Hole	103075
	1996-00	5.7L 350cid	Plastic, W/o Crankshaft Sensor Hole	103076
C2500 Suburban	1996-99	5.7L 350cid	Plastic, W/Crankshaft Sensor Hole	103075
	1996-99	5.7L 350cid	Plastic, W/o Crankshaft Sensor Hole	103076
C30	1977-86	5.7L 350cid		103120
El Camino	1978-84	3.8L 231cid		103005
Express 1500	1996-03	4.3L 262cid	Plastic, W/Crankshaft Sensor Hole	103073
	1996-02	5.0L 305cid	Plastic, W/Crankshaft Sensor Hole	103075
	1996-02	5.0L 305cid	Plastic, W/o Crankshaft Sensor Hole	103076
	1996-02	5.7L 350cid	Plastic, W/Crankshaft Sensor Hole	103075
	1996-02	5.7L 350cid	Plastic, W/o Crankshaft Sensor Hole	103076
Express 2500	1996	4.3L 262cid	Plastic, W/o Crankshaft Sensor Hole	103076
	1996-03	4.3L 262cid	Plastic, W/Crankshaft Sensor Hole	103073
	1996-02	5.0L 305cid	Plastic, W/Crankshaft Sensor Hole	103075
	1996-02	5.0L 305cid	Plastic, W/o Crankshaft Sensor Hole	103076
	1996-02	5.7L 350cid	Plastic, W/Crankshaft Sensor Hole	103075
Express 3500	1996-02	5.7L 350cid	Plastic, W/Crankshaft Sensor Hole	103075
	1996-02	5.7L 350cid	Plastic, W/o Crankshaft Sensor Hole	103076
G10	1995	4.3L 262cid	Plastic, W/o Crankshaft Sensor Hole	103074
G20	1995	4.3L 262cid	Plastic, W/o Crankshaft Sensor Hole	103074
G30	1995	4.3L 262cid	Plastic, W/o Crankshaft Sensor Hole	103074
	1996	5.7L 350cid	Plastic, W/Crankshaft Sensor Hole	103075
	1996	5.7L 350cid	Plastic, W/o Crankshaft Sensor Hole	103076
K10	1977-86	5.7L 350cid		103120
K10 Suburban	1977-86	5.7L 350cid		103120
K1500	1995	4.3L 262cid	Plastic, W/o Crankshaft Sensor Hole	103074
	1996-98	4.3L 262cid	Plastic, W/Crankshaft Sensor Hole	103073
	1996-99	5.0L 305cid	Plastic, W/Crankshaft Sensor Hole	103075
	1996-99	5.0L 305cid	Plastic, W/o Crankshaft Sensor Hole	103076
	1996-99	5.7L 350cid	Plastic, W/Crankshaft Sensor Hole	103075
	1996-99	5.7L 350cid	Plastic, W/o Crankshaft Sensor Hole	103076
K1500 Suburban	1996-99	5.7L 350cid	Plastic, W/Crankshaft Sensor Hole	103075
	1996-99	5.7L 350cid	Plastic, W/o Crankshaft Sensor Hole	103076
K20	1977-86	5.7L 350cid		103120
K20 Suburban	1977-86	5.7L 350cid		103120

MODEL	YEAR	ENGINE	ADDITIONAL	PART NUMBER
CHEVROLET TRUCK				
K2500	1995	4.3L 262cid	Plastic, W/o Crankshaft Sensor Hole	103074
	1998	5.0L 305cid	Plastic, W/Crankshaft Sensor Hole	103075
	1998	5.0L 305cid	Plastic, W/o Crankshaft Sensor Hole	103076
	1996-00	5.7L 350cid	Plastic, W/Crankshaft Sensor Hole	103075
	1996-00	5.7L 350cid	Plastic, W/o Crankshaft Sensor Hole	103076
K2500 Suburban	1996-99	5.7L 350cid	Plastic, W/Crankshaft Sensor Hole	103075
	1996-99	5.7L 350cid	Plastic, W/o Crankshaft Sensor Hole	103076
K30	1977-86	5.7L 350cid		103120
K3500	1996-00	5.7L 350cid	Plastic, W/Crankshaft Sensor Hole	103075
	1996-00	5.7L 350cid	Plastic, W/o Crankshaft Sensor Hole	103076
K5 Blazer	1977-78	5.0L 305cid		103120
	1977-86	5.7L 350cid		103120
LLV	1994-95	2.2L 134cid		103186
	1987-93	2.5L 151cid		103116
Lumina APV	1992	3.8L 231cid		103123
P10	1977-78	5.7L 350cid		103120
P20	1977-86	5.7L 350cid		103120
P30	1995	4.3L 262cid	Plastic, W/o Crankshaft Sensor Hole	103074
	1996-99	4.3L 262cid	Plastic, W/Crankshaft Sensor Hole	103073
	1977-86	5.7L 350cid		103120
	1996-99	5.7L 350cid	Plastic, W/Crankshaft Sensor Hole	103075
	1996-99	5.7L 350cid	Plastic, W/o Crankshaft Sensor Hole	103076
S10	1994-97	2.2L 134cid		103186
	1985-93	2.5L 151cid		103116
	1995	4.3L 262cid	Plastic, W/o Crankshaft Sensor Hole	103074
	1995-03	4.3L 262cid	Plastic, W/Crankshaft Sensor Hole	103073
S10 Blazer	1985-88	2.5L 151cid		103116
Silverado 1500	1999-03	4.3L 262cid	Plastic, W/Crankshaft Sensor Hole	103073
Tahoe	1996-00	5.7L 350cid	Plastic, W/Crankshaft Sensor Hole	103075
	1996-00	5.7L 350cid	Plastic, W/o Crankshaft Sensor Hole	103076
CHRYSLER				
Cordoba	1975-83	5.2L 318cid	Replaces 2-1/4 or 3-3/16 inch seal	103001
	1975-80	5.9L 360cid	Replaces 2-1/4 or 3-3/16 inch seal	103001
Fifth Avenue	1983-89	5.2L 318cid	Replaces 2-1/4 or 3-3/16 inch seal	103001
Imperial	1981-83	5.2L 318cid	Replaces 2-1/4 or 3-3/16 inch seal	103001
LeBaron	1977-81	5.2L 318cid	Replaces 2-1/4 or 3-3/16 inch seal	103001
	1978-79	5.9L 360cid	Replaces 2-1/4 or 3-3/16 inch seal	103001
New Yorker	1979-82	5.2L 318cid	Replaces 2-1/4 or 3-3/16 inch seal	103001
	1977-80	5.9L 360cid	Replaces 2-1/4 or 3-3/16 inch seal	103001
Newport	1979-81	5.2L 318cid	Replaces 2-1/4 or 3-3/16 inch seal	103001
	1971-72	5.9L 360cid	Replaces 2-1/4 or 3-3/16 inch seal	103001
	1974-80	5.9L 360cid	Replaces 2-1/4 or 3-3/16 inch seal	103001

MODEL	YEAR	ENGINE	ADDITIONAL	PART NUMBER
CHRYSLER				
Town & Country Car	1978-81	5.2L 318cid	Replaces 2-1/4 or 3-3/16 inch seal	103001
	1978-79	5.9L 360cid	Replaces 2-1/4 or 3-3/16 inch seal	103001
DODGE				
Aspen	1976-80	5.2L 318cid	Replaces 2-1/4 or 3-3/16 inch seal	103001
	1976-80	5.9L 360cid	Replaces 2-1/4 or 3-3/16 inch seal	103001
Challenger	1970-74	5.2L 318cid	Replaces 2-1/4 or 3-3/16 inch seal	103001
	1971-73	5.6L 340cid	Replaces 2-1/4 or 3-3/16 inch seal	103001
	1974	5.9L 360cid	Replaces 2-1/4 or 3-3/16 inch seal	103001
Charger	1970-78	5.2L 318cid	Replaces 2-1/4 or 3-3/16 inch seal	103001
	1971-73	5.6L 340cid	Replaces 2-1/4 or 3-3/16 inch seal	103001
	1974-78	5.9L 360cid	Replaces 2-1/4 or 3-3/16 inch seal	103001
Coronet	1970-76	5.2L 318cid	Replaces 2-1/4 or 3-3/16 inch seal	103001
	1972-73	5.6L 340cid	Replaces 2-1/4 or 3-3/16 inch seal	103001
	1973-76	5.9L 360cid	Replaces 2-1/4 or 3-3/16 inch seal	103001
Dart	1970-76	5.2L 318cid	Replaces 2-1/4 or 3-3/16 inch seal	103001
	1971-73	5.6L 340cid	Replaces 2-1/4 or 3-3/16 inch seal	103001
	1974-76	5.9L 360cid	Replaces 2-1/4 or 3-3/16 inch seal	103001
Diplomat	1977-89	5.2L 318cid	Replaces 2-1/4 or 3-3/16 inch seal	103001
	1978-79	5.9L 360cid	Replaces 2-1/4 or 3-3/16 inch seal	103001
Magnum	1978-79	5.2L 318cid	Replaces 2-1/4 or 3-3/16 inch seal	103001
	1978-79	5.9L 360cid	Replaces 2-1/4 or 3-3/16 inch seal	103001
Mirada	1980-83	5.2L 318cid	Replaces 2-1/4 or 3-3/16 inch seal	103001
	1980	5.9L 360cid	Replaces 2-1/4 or 3-3/16 inch seal	103001
Monaco	1970	5.2L 318cid	Replaces 2-1/4 or 3-3/16 inch seal	103001
	1975-78	5.2L 318cid	Replaces 2-1/4 or 3-3/16 inch seal	103001
	1971-78	5.9L 360cid	Replaces 2-1/4 or 3-3/16 inch seal	103001
Royal Monaco	1975	5.2L 318cid	Replaces 2-1/4 or 3-3/16 inch seal	103001
	1977	5.2L 318cid	Replaces 2-1/4 or 3-3/16 inch seal	103001
	1975-77	5.9L 360cid	Replaces 2-1/4 or 3-3/16 inch seal	103001
St. Regis	1979-81	5.2L 318cid	Replaces 2-1/4 or 3-3/16 inch seal	103001
	1979-80	5.9L 360cid	Replaces 2-1/4 or 3-3/16 inch seal	103001
DODGE TRUCK				
A100	1970	5.2L 318cid	Replaces 2-1/4 or 3-3/16 inch seal	103001
B100	1975-80	5.2L 318cid	Replaces 2-1/4 or 3-3/16 inch seal	103001
	1976-78	5.9L 360cid	Replaces 2-1/4 or 3-3/16 inch seal	103001
B100 Van	1971-74	5.2L 318cid	Replaces 2-1/4 or 3-3/16 inch seal	103001
	1971-74	5.9L 360cid	Replaces 2-1/4 or 3-3/16 inch seal	103001
B150	1988-91	3.9L 239cid		103001
	1981-91	5.2L 318cid	Replaces 2-1/4 or 3-3/16 inch seal	103001
B200	1975-80	5.2L 318cid	Replaces 2-1/4 or 3-3/16 inch seal	103001
	1975-80	5.9L 360cid	Replaces 2-1/4 or 3-3/16 inch seal	103001

MODEL	YEAR	ENGINE	ADDITIONAL	PART NUMBER
DODGE TRUCK				
B200 Van	1971-74	5.2L 318cid	Replaces 2-1/4 or 3-3/16 inch seal	103001
	1971-74	5.9L 360cid	Replaces 2-1/4 or 3-3/16 inch seal	103001
B250	1988-91	3.9L 239cid		103001
	1981-91	5.2L 318cid	Replaces 2-1/4 or 3-3/16 inch seal	103001
	1981	5.9L 360cid	Replaces 2-1/4 or 3-3/16 inch seal	103001
	1984-89	5.9L 360cid	Replaces 2-1/4 or 3-3/16 inch seal	103001
B300	1975-80	5.2L 318cid	Replaces 2-1/4 or 3-3/16 inch seal	103001
	1975-80	5.9L 360cid	Replaces 2-1/4 or 3-3/16 inch seal	103001
B300 Van	1971-74	5.2L 318cid	Replaces 2-1/4 or 3-3/16 inch seal	103001
	1971-74	5.9L 360cid	Replaces 2-1/4 or 3-3/16 inch seal	103001
B350	1981-91	5.2L 318cid	Replaces 2-1/4 or 3-3/16 inch seal	103001
	1981-89	5.9L 360cid	Replaces 2-1/4 or 3-3/16 inch seal	103001
D100	1988-89	3.9L 239cid		103001
	1975-79	5.2L 318cid	Replaces 2-1/4 or 3-3/16 inch seal	103001
	1986-89	5.2L 318cid	Replaces 2-1/4 or 3-3/16 inch seal	103001
	1975-79	5.9L 360cid	Replaces 2-1/4 or 3-3/16 inch seal	103001
	1986-88	5.9L 360cid	Replaces 2-1/4 or 3-3/16 inch seal	103001
D100 Pickup	1970-74	5.2L 318cid	Replaces 2-1/4 or 3-3/16 inch seal	103001
	1971-74	5.9L 360cid	Replaces 2-1/4 or 3-3/16 inch seal	103001
D150	1988-91	3.9L 239cid		103001
	1977-91	5.2L 318cid	Replaces 2-1/4 or 3-3/16 inch seal	103001
	1977-82	5.9L 360cid	Replaces 2-1/4 or 3-3/16 inch seal	103001
	1984-89	5.9L 360cid	Replaces 2-1/4 or 3-3/16 inch seal	103001
D200	1975-80	5.2L 318cid	Replaces 2-1/4 or 3-3/16 inch seal	103001
	1975-80	5.9L 360cid	Replaces 2-1/4 or 3-3/16 inch seal	103001
D200 Pickup	1970-74	5.2L 318cid	Replaces 2-1/4 or 3-3/16 inch seal	103001
	1971-74	5.9L 360cid	Replaces 2-1/4 or 3-3/16 inch seal	103001
D250	1988-91	3.9L 239cid		103001
	1981-91	5.2L 318cid	Replaces 2-1/4 or 3-3/16 inch seal	103001
	1981-82	5.9L 360cid	Replaces 2-1/4 or 3-3/16 inch seal	103001
	1984-89	5.9L 360cid	Replaces 2-1/4 or 3-3/16 inch seal	103001
D300	1975-80	5.2L 318cid	Replaces 2-1/4 or 3-3/16 inch seal	103001
	1975-80	5.9L 360cid	Replaces 2-1/4 or 3-3/16 inch seal	103001
D300 Pickup	1970-74	5.2L 318cid	Replaces 2-1/4 or 3-3/16 inch seal	103001
	1971-74	5.9L 360cid	Replaces 2-1/4 or 3-3/16 inch seal	103001
D350	1981-83	5.2L 318cid	Replaces 2-1/4 or 3-3/16 inch seal	103001
	1981-89	5.9L 360cid	Replaces 2-1/4 or 3-3/16 inch seal	103001
D400	1978-81	5.9L 360cid	Replaces 2-1/4 or 3-3/16 inch seal	103001
D450	1978-81	5.9L 360cid	Replaces 2-1/4 or 3-3/16 inch seal	103001
Dakota	1987-91	3.9L 239cid		103001
	1989-91	5.2L 318cid	Replaces 2-1/4 or 3-3/16 inch seal	103001

MODEL	YEAR	ENGINE	ADDITIONAL	PART NUMBER
DODGE TRUCK				
Ramcharger	1974-91	5.2L 318cid	Replaces 2-1/4 or 3-3/16 inch seal	103001
	1974-81	5.9L 360cid	Replaces 2-1/4 or 3-3/16 inch seal	103001
	1984-89	5.9L 360cid	Replaces 2-1/4 or 3-3/16 inch seal	103001
W100	1989	3.9L 239cid		103001
	1975-77	5.2L 318cid	Replaces 2-1/4 or 3-3/16 inch seal	103001
	1986-89	5.2L 318cid	Replaces 2-1/4 or 3-3/16 inch seal	103001
	1975-77	5.9L 360cid	Replaces 2-1/4 or 3-3/16 inch seal	103001
	1986-88	5.9L 360cid	Replaces 2-1/4 or 3-3/16 inch seal	103001
W100 Pickup	1970-74	5.2L 318cid	Replaces 2-1/4 or 3-3/16 inch seal	103001
	1972-74	5.9L 360cid	Replaces 2-1/4 or 3-3/16 inch seal	103001
W150	1989-91	3.9L 239cid		103001
	1977-91	5.2L 318cid	Replaces 2-1/4 or 3-3/16 inch seal	103001
	1977-81	5.9L 360cid	Replaces 2-1/4 or 3-3/16 inch seal	103001
	1984-89	5.9L 360cid	Replaces 2-1/4 or 3-3/16 inch seal	103001
W200	1975-80	5.2L 318cid	Replaces 2-1/4 or 3-3/16 inch seal	103001
	1975-80	5.9L 360cid	Replaces 2-1/4 or 3-3/16 inch seal	103001
W200 Pickup	1970-74	5.2L 318cid	Replaces 2-1/4 or 3-3/16 inch seal	103001
	1971-74	5.9L 360cid	Replaces 2-1/4 or 3-3/16 inch seal	103001
W250	1981-91	5.2L 318cid	Replaces 2-1/4 or 3-3/16 inch seal	103001
	1981-82	5.9L 360cid	Replaces 2-1/4 or 3-3/16 inch seal	103001
	1984-89	5.9L 360cid	Replaces 2-1/4 or 3-3/16 inch seal	103001
W300	1975-78	5.2L 318cid	Replaces 2-1/4 or 3-3/16 inch seal	103001
	1980	5.2L 318cid	Replaces 2-1/4 or 3-3/16 inch seal	103001
	1975-80	5.9L 360cid	Replaces 2-1/4 or 3-3/16 inch seal	103001
W300 Pickup	1970-74	5.2L 318cid	Replaces 2-1/4 or 3-3/16 inch seal	103001
	1971-74	5.9L 360cid	Replaces 2-1/4 or 3-3/16 inch seal	103001
W350	1982-83	5.2L 318cid	Replaces 2-1/4 or 3-3/16 inch seal	103001
	1981-89	5.9L 360cid	Replaces 2-1/4 or 3-3/16 inch seal	103001
FORD				
Country Sedan	1965-67	4.7L 289cid		103109
	1969	5.0L 302cid		103109
	1971-72	5.0L 302cid		103109
	1969-74	5.8L 351cid		103109
	1969-73	7.0L 429cid		103003
	1973-74	7.5L 460cid		103003
Country Squire	1965-67	4.7L 289cid		103109
	1969-72	5.0L 302cid		103109
	1987-89	5.0L 302cid		103004
	1969-74	5.8L 351cid		103109
	1969-73	7.0L 429cid		103003
	1973-74	7.5L 460cid		103003

MODEL	YEAR	ENGINE	ADDITIONAL	PART NUMBER
FORD				
Custom	1965-67	4.7L 289cid		103109
	1969-72	5.0L 302cid		103109
	1969-72	5.8L 351cid		103109
	1969-72	7.0L 429cid		103003
Custom 500	1965-68	4.7L 289cid		103109
	1969-72	5.0L 302cid		103109
	1969-74	5.8L 351cid		103109
	1977	5.8L 351cid		103109
	1969-73	7.0L 429cid		103003
	1973-76	7.5L 460cid		103003
Fairlane	1965-68	4.7L 289cid		103109
	1968-70	5.0L 302cid		103109
	1969	5.8L 351cid		103109
	1970	7.0L 429cid		103003
Fairmont	1980-82	4.2L 255cid		103004
	1978-79	5.0L 302cid		103004
Falcon	1965-68	4.7L 289cid		103109
	1970	5.0L 302cid	Through 12/31/69	103109
Galaxie	1965-67	4.7L 289cid		103109
Galaxie 500	1965-67	4.7L 289cid		103109
	1969-72	5.0L 302cid		103109
	1969-74	5.8L 351cid		103109
	1969	7.0L 428cid		103003
	1969-73	7.0L 429cid		103003
	1973-74	7.5L 460cid		103003
Granada	1980-81	4.2L 255cid		103109
	1975-80	5.0L 302cid		103109
	1975-77	5.8L 351cid		103109
LTD	1981-82	4.2L 255cid		103109
	1965-68	4.7L 289cid		103109
	1969-72	5.0L 302cid		103109
	1977-79	5.0L 302cid		103109
	1980-81	5.0L 302cid	W/o EEC	103109
	1980-82	5.0L 302cid	W/EEC	103004
	1983-86	5.0L 302cid		103004
	1969-74	5.8L 351cid		103109
	1977-78	5.8L 351cid		103109
	1979	5.8L 351cid	W/EEC	103004
	1979	5.8L 351cid	W/o EEC	103109
	1980	5.8L 351cid		103004
	1981	5.8L 351cid	W/o EEC	103109
	1981-82	5.8L 351cid	W/EEC	103004

MODEL	YEAR	ENGINE	ADDITIONAL	PART NUMBER
FORD				
LTD (Cont'd)	1983-86	5.8L 351cid		103004
	1969	7.0L 428cid		103003
	1969-73	7.0L 429cid		103003
	1973-78	7.5L 460cid		103003
LTD Crown Victoria	1987-89	5.0L 302cid		103004
	1987-91	5.8L 351cid		103004
LTD II	1977-79	5.0L 302cid		103109
Maverick	1971-77	5.0L 302cid		103109
Mustang	1996-04	3.8L 232cid		103108
	2004	3.9L 238cid		103108
	1980-82	4.2L 255cid		103004
	1965-68	4.7L 289cid		103109
	1968-73	5.0L 302cid		103109
	1979	5.0L 302cid		103004
	1982	5.0L 302cid	W/EEC	103004
	1983-89	5.0L 302cid		103004
	1969-70	5.8L 351cid		103109
	1969-71	7.0L 429cid		103003
Mustang II	1975-78	5.0L 302cid		103109
Ranch Wagon	1965-68	4.7L 289cid		103109
	1969-72	5.0L 302cid		103109
	1969-74	5.8L 351cid		103109
	1969-73	7.0L 429cid		103003
	1973-74	7.5L 460cid		103003
Thunderbird	1996-97	3.8L 232cid		103108
	1980-81	4.2L 255cid		103109
	1982	4.2L 255cid		103004
	1977-80	5.0L 302cid		103109
	1981	5.0L 302cid	W/o EEC	103109
	1983-88	5.0L 302cid		103004
	1977-79	5.8L 351cid		103109
	1968-73	7.0L 429cid		103003
	1972-76	7.5L 460cid		103003
Torino	1971-74	5.0L 302cid		103109
	1972-76	5.8L 351cid		103109
	1971-73	7.0L 429cid		103003
	1975-76	7.5L 460cid		103003

MODEL	YEAR	ENGINE	ADDITIONAL	PART NUMBER
FORD TRUCK				
Bronco	1966-68	4.7L 289cid		103109
	1968-77	5.0L 302cid		103109
	1980-81	5.0L 302cid	W/o EEC	103109
	1980-84	5.0L 302cid	W/EEC	103004
	1982	5.0L 302cid	W/o EEC; Federal Emissions	103109
	1983-84	5.0L 302cid	W/o EEC	103109
	1985-86	5.0L 302cid		103004
	1987-94	5.0L 302cid	W/reverse flow cooling system	103002
	1981-82	5.8L 351cid	W/EEC	103004
	1981-82	5.8L 351cid	W/o EEC; Federal Emissions	103109
	1983-87	5.8L 351cid		103004
	1988-94	5.8L 351cid	W/reverse flow cooling system	103002
E-100 Econoline	1969-74	5.0L 302cid		103109
	1979-80	5.0L 302cid		103109
	1981-82	5.0L 302cid	W/EEC	103004
	1981-82	5.0L 302cid	W/o EEC; Federal Emissions	103109
	1975-79	5.8L 351cid		103109
	1982	5.8L 351cid	W/EEC	103004
	1982	5.8L 351cid	W/o EEC; Federal Emissions	103109
E-100 Econoline Club Wagon	1979-80	5.0L 302cid		103109
	1981-82	5.0L 302cid	W/EEC	103004
	1981-82	5.0L 302cid	W/o EEC; Federal Emissions	103109
	1975-79	5.8L 351cid		103109
	1982	5.8L 351cid	W/EEC	103004
	1982	5.8L 351cid	W/o EEC; Federal Emissions	103109
E-150	2003	4.2L 256cid		103108
E-150 Club Wagon	2003	4.2L 256cid		103108
E-150 Econoline	1997-02	4.2L 256cid		103108
	1979-80	5.0L 302cid		103109
	1981-82	5.0L 302cid	W/o EEC; Federal Emissions	103109
	1981-84	5.0L 302cid	W/EEC	103004
	1983-84	5.0L 302cid	W/o EEC	103109
	1985-86	5.0L 302cid		103004
	1987-94	5.0L 302cid	W/reverse flow cooling system	103002
	1975-80	5.8L 351cid		103109
	1981-82	5.8L 351cid	W/o EEC; Federal Emissions	103109
	1981-83	5.8L 351cid	W/EEC	103004
	1983	5.8L 351cid	W/o EEC	103109
	1984-87	5.8L 351cid		103004
	1988	5.8L 351cid	Dipstick in timing cover	103004
	1988-94	5.8L 351cid	W/reverse flow cooling system, dipstick in block	103002

MODEL	YEAR	ENGINE	ADDITIONAL	PART NUMBER
FORD TRUCK				
E-150 Econoline Club Wagon	1997-02	4.2L 256cid		103108
	1979-80	5.0L 302cid		103109
	1981-82	5.0L 302cid	W/o EEC; Federal Emissions	103109
	1981-84	5.0L 302cid	W/EEC	103004
	1983-84	5.0L 302cid	W/o EEC	103109
	1985-86	5.0L 302cid		103004
	1987-94	5.0L 302cid	W/reverse flow cooling system	103002
	1975-80	5.8L 351cid		103109
	1981-82	5.8L 351cid	W/o EEC; Federal Emissions	103109
	1981-83	5.8L 351cid	W/EEC	103004
	1983	5.8L 351cid	W/o EEC	103109
	1984-87	5.8L 351cid		103004
	1988	5.8L 351cid	Dipstick in timing cover	103004
	1988-94	5.8L 351cid	W/reverse flow cooling system, dipstick in block	103002
E-200 Econoline	1969-74	5.0L 302cid		103109
E-250	2003	4.2L 256cid		103108
E-250 Econoline	1997-02	4.2L 256cid		103108
	1979-80	5.0L 302cid		103109
	1981-82	5.0L 302cid	W/o EEC; Federal Emissions	103109
	1981-84	5.0L 302cid	W/EEC	103004
	1983-84	5.0L 302cid	W/o EEC	103109
	1985-86	5.0L 302cid		103004
	1987-91	5.0L 302cid	W/reverse flow cooling system	103002
	1975-80	5.8L 351cid		103109
	1981-82	5.8L 351cid	W/o EEC; Federal Emissions	103109
	1981-83	5.8L 351cid	W/EEC	103004
	1983	5.8L 351cid	W/o EEC	103109
	1985-87	5.8L 351cid		103004
	1988	5.8L 351cid	Dipstick in timing cover	103004
	1988-94	5.8L 351cid	W/reverse flow cooling system, dipstick in block	103002
1975-80	7.5L 460cid		103003	
E-250 Econoline Club Wagon	1979-80	5.0L 302cid		103109
	1975-80	5.8L 351cid		103109
	1981-82	5.8L 351cid	W/o EEC; Federal Emissions	103109
	1981-83	5.8L 351cid	W/EEC	103004
	1983	5.8L 351cid	W/o EEC	103109
	1985-87	5.8L 351cid		103004
	1988	5.8L 351cid	Dipstick in timing cover	103004
	1988-91	5.8L 351cid	W/reverse flow cooling system, dipstick in block	103002
1975-91	7.5L 460cid		103003	
E-300 Econoline	1969-74	5.0L 302cid		103109

MODEL	YEAR	ENGINE	ADDITIONAL	PART NUMBER
FORD TRUCK				
E-350 Econoline	1975-80	5.8L 351cid		103109
	1981-82	5.8L 351cid	W/o EEC; Federal Emissions	103109
	1981-83	5.8L 351cid	W/EEC	103004
	1983	5.8L 351cid	W/o EEC	103109
	1984-87	5.8L 351cid		103004
	1988	5.8L 351cid	Dipstick in timing cover	103004
	1988-94	5.8L 351cid	W/reverse flow cooling system, dipstick in block	103002
	1975-96	7.5L 460cid		103003
E-350 Econoline Club Wagon	1977-80	5.8L 351cid		103109
	1981-82	5.8L 351cid	W/o EEC; Federal Emissions	103109
	1981-83	5.8L 351cid	W/EEC	103004
	1983	5.8L 351cid	W/o EEC	103109
	1984-87	5.8L 351cid		103004
	1988	5.8L 351cid	Dipstick in timing cover	103004
	1988-94	5.8L 351cid	W/reverse flow cooling system, dipstick in block	103002
	1977-96	7.5L 460cid		103003
Explorer	1997-01	5.0L 302cid		103039
F Super Duty	1990-97	7.5L 460cid		103003
F-100	1981-82	4.2L 255cid		103004
	1975-80	5.0L 302cid		103109
	1981-82	5.0L 302cid	W/o EEC; Federal Emissions	103109
	1981-83	5.0L 302cid	W/EEC	103004
	1983	5.0L 302cid	W/o EEC	103109
F-100 Pickup	1969-74	5.0L 302cid		103109
	1974	7.5L 460cid		103003
F-150	1997-03	4.2L 256cid		103108
	1977-79	5.0L 302cid		103109
	1980	5.0L 302cid	W/o EEC	103109
	1980-84	5.0L 302cid	W/EEC	103004
	1981-82	5.0L 302cid	W/o EEC; Federal Emissions	103109
	1983-84	5.0L 302cid	W/o EEC	103109
	1985-86	5.0L 302cid		103004
	1987-94	5.0L 302cid	W/reverse flow cooling system	103002
	1981-82	5.8L 351cid	W/o EEC; Federal Emissions	103109
	1981-83	5.8L 351cid	W/EEC	103004
	1983	5.8L 351cid	W/o EEC	103109
	1984-87	5.8L 351cid		103004
	1988	5.8L 351cid	Dipstick in timing cover	103004
	1988-94	5.8L 351cid	W/reverse flow cooling system, dipstick in block	103002
1975-79	7.5L 460cid		103003	
F-150 Heritage	2004	4.2L 256cid		103108

MODEL	YEAR	ENGINE	ADDITIONAL	PART NUMBER
FORD TRUCK				
F-250	1980	5.0L 302cid	W/o EEC	103109
	1980-84	5.0L 302cid	W/EEC	103004
	1981-82	5.0L 302cid	W/o EEC; Federal Emissions	103109
	1983-84	5.0L 302cid	W/o EEC	103109
	1985-86	5.0L 302cid		103004
	1987-94	5.0L 302cid	W/reverse flow cooling system	103002
	1981-82	5.8L 351cid	W/o EEC; Federal Emissions	103109
	1981-83	5.8L 351cid	W/EEC	103004
	1983	5.8L 351cid	W/o EEC	103109
	1984-87	5.8L 351cid		103004
	1988	5.8L 351cid	Dipstick in timing cover	103004
	1988-94	5.8L 351cid	W/reverse flow cooling system, dipstick in block	103002
	1975-79	7.5L 460cid		103003
	1983-96	7.5L 460cid		103003
	1997	7.5L 460cid	Over 8500 GVW	103003
F-250 Pickup	1973-74	7.5L 460cid		103003
F-350	1982	5.8L 351cid	W/o EEC; Federal Emissions	103109
	1982-83	5.8L 351cid	W/EEC	103004
	1983	5.8L 351cid	W/o EEC	103109
	1984-87	5.8L 351cid		103004
	1988	5.8L 351cid	Dipstick in timing cover	103004
	1988-94	5.8L 351cid	W/reverse flow cooling system, dipstick in block	103002
	1975-79	7.5L 460cid		103003
	1983-97	7.5L 460cid		103003
F-350 Pickup	1973-74	7.5L 460cid		103003
Windstar	1996-03	3.8L 232cid		103108
GMC				
C15	1977-78	5.7L 350cid		103120
C15 Suburban	1977-78	5.7L 350cid		103120
C1500	1995	4.3L 262cid	Plastic, W/o Crankshaft Sensor Hole	103074
	1996-98	4.3L 262cid	Plastic, W/Crankshaft Sensor Hole	103073
	1996-99	5.0L 305cid	Plastic, W/Crankshaft Sensor Hole	103075
	1996-99	5.0L 305cid	Plastic, W/o Crankshaft Sensor Hole	103076
	1979-86	5.7L 350cid		103120
	1996-99	5.7L 350cid	Plastic, W/Crankshaft Sensor Hole	103075
	1996-99	5.7L 350cid	Plastic, W/o Crankshaft Sensor Hole	103076
C1500 Suburban	1979-86	5.7L 350cid		103120
	1996-99	5.7L 350cid	Plastic, W/Crankshaft Sensor Hole	103075
	1996-99	5.7L 350cid	Plastic, W/o Crankshaft Sensor Hole	103076
C25	1977-78	5.7L 350cid		103120
C25 Suburban	1977-78	5.7L 350cid		103120

MODEL	YEAR	ENGINE	ADDITIONAL	PART NUMBER
GMC				
C2500	1995	4.3L 262cid	Plastic, W/o Crankshaft Sensor Hole	103074
	1996-98	5.0L 305cid	Plastic, W/Crankshaft Sensor Hole	103075
	1996-98	5.0L 305cid	Plastic, W/o Crankshaft Sensor Hole	103076
	1979-86	5.7L 350cid		103120
	1996-00	5.7L 350cid	Plastic, W/Crankshaft Sensor Hole	103075
	1996-00	5.7L 350cid	Plastic, W/o Crankshaft Sensor Hole	103076
C2500 Suburban	1979-86	5.7L 350cid		103120
	1996-99	5.7L 350cid	Plastic, W/Crankshaft Sensor Hole	103075
	1996-99	5.7L 350cid	Plastic, W/o Crankshaft Sensor Hole	103076
C35	1977-78	5.7L 350cid		103120
C3500	1979-86	5.7L 350cid		103120
	1996-00	5.7L 350cid	Plastic, W/Crankshaft Sensor Hole	103075
	1996-00	5.7L 350cid	Plastic, W/o Crankshaft Sensor Hole	103076
Caballero	1978-84	3.8L 231cid		103005
G1500	1995	4.3L 262cid	Plastic, W/o Crankshaft Sensor Hole	103074
G2500	1995	4.3L 262cid	Plastic, W/o Crankshaft Sensor Hole	103074
G3500	1995	4.3L 262cid	Plastic, W/o Crankshaft Sensor Hole	103074
	1996	5.7L 350cid	Plastic, W/Crankshaft Sensor Hole	103075
	1996	5.7L 350cid	Plastic, W/o Crankshaft Sensor Hole	103076
Jimmy	1995-03	4.3L 262cid	Plastic, W/Crankshaft Sensor Hole	103073
	1977-78	5.0L 305cid		103120
	1977-86	5.7L 350cid		103120
K15	1977-78	5.7L 350cid		103120
K15 Suburban	1977-78	5.7L 350cid		103120
K1500	1995	4.3L 262cid	Plastic, W/o Crankshaft Sensor Hole	103074
	1996-98	4.3L 262cid	Plastic, W/Crankshaft Sensor Hole	103073
	1996-99	5.0L 305cid	Plastic, W/Crankshaft Sensor Hole	103075
	1996-99	5.0L 305cid	Plastic, W/o Crankshaft Sensor Hole	103076
	1979-86	5.7L 350cid		103120
	1996-99	5.7L 350cid	Plastic, W/Crankshaft Sensor Hole	103075
	1996-99	5.7L 350cid	Plastic, W/o Crankshaft Sensor Hole	103076
K1500 Suburban	1979-86	5.7L 350cid		103120
	1996-99	5.7L 350cid	Plastic, W/Crankshaft Sensor Hole	103075
	1996-99	5.7L 350cid	Plastic, W/o Crankshaft Sensor Hole	103076
K25	1977-78	5.7L 350cid		103120
K25 Suburban	1977-78	5.7L 350cid		103120
K2500	1995	4.3L 262cid	Plastic, W/o Crankshaft Sensor Hole	103074
	1998	5.0L 305cid	Plastic, W/Crankshaft Sensor Hole	103075
	1998	5.0L 305cid	Plastic, W/o Crankshaft Sensor Hole	103076
	1979-86	5.7L 350cid		103120
	1996-00	5.7L 350cid	Plastic, W/Crankshaft Sensor Hole	103075
	1996-00	5.7L 350cid	Plastic, W/o Crankshaft Sensor Hole	103076

MODEL	YEAR	ENGINE	ADDITIONAL	PART NUMBER
GMC				
K2500 Suburban	1979-86	5.7L 350cid		103120
	1996-99	5.7L 350cid	Plastic, W/Crankshaft Sensor Hole	103075
	1996-99	5.7L 350cid	Plastic, W/o Crankshaft Sensor Hole	103076
K35	1977-78	5.7L 350cid		103120
K3500	1979-86	5.7L 350cid		103120
	1996-00	5.7L 350cid	Plastic, W/Crankshaft Sensor Hole	103075
	1996-00	5.7L 350cid	Plastic, W/o Crankshaft Sensor Hole	103076
P25	1977-78	5.7L 350cid		103120
P2500	1979-86	5.7L 350cid		103120
P35	1977-78	5.7L 350cid		103120
P3500	1995	4.3L 262cid	Plastic, W/o Crankshaft Sensor Hole	103074
	1996-99	4.3L 262cid	Plastic, W/Crankshaft Sensor Hole	103073
	1979-86	5.7L 350cid		103120
	1996-99	5.7L 350cid	Plastic, W/Crankshaft Sensor Hole	103075
	1996-99	5.7L 350cid	Plastic, W/o Crankshaft Sensor Hole	103076
S15	1985-90	2.5L 151cid		103116
S15 Jimmy	1985-88	2.5L 151cid		103116
Safari	1985-90	2.5L 151cid		103116
	1995	4.3L 262cid	Plastic, W/o Crankshaft Sensor Hole	103074
	1996-03	4.3L 262cid	Plastic, W/Crankshaft Sensor Hole	103073
Savana 1500	1996-03	4.3L 262cid	Plastic, W/Crankshaft Sensor Hole	103073
	1996-02	5.0L 305cid	Plastic, W/Crankshaft Sensor Hole	103075
	1996-02	5.0L 305cid	Plastic, W/o Crankshaft Sensor Hole	103076
	1996-02	5.7L 350cid	Plastic, W/Crankshaft Sensor Hole	103075
	1996-02	5.7L 350cid	Plastic, W/o Crankshaft Sensor Hole	103076
Savana 2500	1996-03	4.3L 262cid	Plastic, W/Crankshaft Sensor Hole	103073
	1996-02	5.0L 305cid	Plastic, W/Crankshaft Sensor Hole	103075
	1996-02	5.0L 305cid	Plastic, W/o Crankshaft Sensor Hole	103076
	1996-02	5.7L 350cid	Plastic, W/Crankshaft Sensor Hole	103075
	1996-02	5.7L 350cid	Plastic, W/o Crankshaft Sensor Hole	103076
Savana 3500	1996-02	5.7L 350cid	Plastic, W/Crankshaft Sensor Hole	103075
	1996-02	5.7L 350cid	Plastic, W/o Crankshaft Sensor Hole	103076
Sierra 1500	1999-03	4.3L 262cid	Plastic, W/Crankshaft Sensor Hole	103073
Sonoma	1994-97	2.2L 134cid		103186
	1991-93	2.5L 151cid		103116
	1995	4.3L 262cid	Plastic, W/o Crankshaft Sensor Hole	103074
	1995-03	4.3L 262cid	Plastic, W/Crankshaft Sensor Hole	103073
Yukon	1996-98	5.7L 350cid	Plastic, W/Crankshaft Sensor Hole	103075
	1996-98	5.7L 350cid	Plastic, W/o Crankshaft Sensor Hole	103076

MODEL	YEAR	ENGINE	ADDITIONAL	PART NUMBER
ISUZU TRUCK				
Hombre	2000	4.3L 262cid	Plastic, W/Crankshaft Sensor Hole	103073
	1997-99	4.3L 4294cc	Plastic, W/Crankshaft Sensor Hole	103073
JEEP				
CJ3	1966	3.7L 225cid	For Timing Indicator, Use ATP Part Number 103014	103005
CJ5	1966-71	3.7L 225cid	For Timing Indicator, Use ATP Part Number 103014	103005
CJ5A	1966-68	3.7L 225cid	For Timing Indicator, Use ATP Part Number 103014	103005
CJ6	1966-71	3.7L 225cid	For Timing Indicator, Use ATP Part Number 103014	103005
CJ6A	1966-68	3.7L 225cid	For Timing Indicator, Use ATP Part Number 103014	103005
J-100	1966-67	3.8L 230cid	For Timing Indicator, Use ATP Part Number 103014	103005
	1969-71	5.7L 350cid	For Timing Indicator, Use ATP Part Number 103014	103005
J-2500	1966-67	3.8L 230cid	For Timing Indicator, Use ATP Part Number 103014	103005
	1969-71	5.7L 350cid	For Timing Indicator, Use ATP Part Number 103014	103005
J-2600	1969-70	5.7L 350cid	For Timing Indicator, Use ATP Part Number 103014	103005
J-2700	1969-70	5.7L 350cid	For Timing Indicator, Use ATP Part Number 103014	103005
J-3500	1969-70	5.7L 350cid	For Timing Indicator, Use ATP Part Number 103014	103005
J-3600	1969-70	5.7L 350cid	For Timing Indicator, Use ATP Part Number 103014	103005
J-3700	1969-70	5.7L 350cid	For Timing Indicator, Use ATP Part Number 103014	103005
J-3800	1969-70	5.7L 350cid	For Timing Indicator, Use ATP Part Number 103014	103005
Jeepster	1967-71	3.7L 225cid	For Timing Indicator, Use ATP Part Number 103014	103005
Wagoneer	1970-71	5.7L 350cid	For Timing Indicator, Use ATP Part Number 103014	103005
LINCOLN				
Continental	1982	5.0L 302cid	W/EEC	103004
	1983-87	5.0L 302cid		103004
	1980	5.8L 351cid		103109
	1970-78	7.5L 460cid		103003
Mark III	1970-71	7.5L 460cid		103003
Mark IV	1972-76	7.5L 460cid		103003
Mark V	1977-78	7.5L 460cid		103003
Mark VI	1980	5.0L 302cid	W/o EEC	103109
	1980-82	5.0L 302cid	W/EEC	103004
	1983	5.0L 302cid		103004
	1980	5.8L 351cid	W/EEC	103004
	1980	5.8L 351cid	W/o EEC	103109
Mark VII	1984-89	5.0L 302cid		103004
Town Car	1981-82	5.0L 302cid	W/EEC	103004
	1983-89	5.0L 302cid		103004
Versailles	1977-78	5.0L 302cid		103109
	1979	5.0L 302cid	W/EEC	103004
	1979	5.0L 302cid	W/o EEC	103109
	1980	5.0L 302cid		103004
	1977	5.8L 351cid		103109

MODEL	YEAR	ENGINE	ADDITIONAL	PART NUMBER
MERCURY				
Capri	1980-82	4.2L 255cid		103004
	1979	5.0L 302cid		103004
	1982	5.0L 302cid	W/EEC	103004
	1983-86	5.0L 302cid		103004
Colony Park	1987-89	5.0L 302cid		103004
	1971-73	5.8L 351cid		103109
	1969-73	7.0L 429cid		103003
	1972-74	7.5L 460cid		103003
Comet	1965-67	4.7L 289cid		103109
	1968-69	5.0L 302cid		103109
	1971-77	5.0L 302cid		103109
	1969	5.8L 351cid		103109
Cougar	1996-97	3.8L 232cid		103108
	1980-82	4.2L 255cid		103004
	1967-68	4.7L 289cid		103109
	1968-70	5.0L 302cid		103109
	1977-79	5.0L 302cid		103109
	1983-88	5.0L 302cid		103004
	1969-70	5.8L 351cid		103109
	1974-79	5.8L 351cid		103109
	1971	7.0L 429cid		103003
1974-76	7.5L 460cid		103003	
Grand Marquis	1981-82	4.2L 255cid		103109
	1979	5.0L 302cid		103109
	1980-81	5.0L 302cid	W/o EEC	103109
	1980-82	5.0L 302cid	W/EEC	103004
	1983-89	5.0L 302cid		103004
	1979	5.8L 351cid		103004
	1980-81	5.8L 351cid	W/EEC	103004
	1980-81	5.8L 351cid	W/o EEC	103109
	1983-84	5.8L 351cid		103004
1975-78	7.5L 460cid		103003	
Marauder	1969-70	7.0L 429cid		103003
Marquis	1981-82	4.2L 255cid		103004
	1979-80	5.0L 302cid	W/V-belt	103004
	1981-82	5.0L 302cid	W/EEC	103004
	1985	5.0L 302cid		103004
	1971-73	5.8L 351cid		103109
	1978-80	5.8L 351cid		103004
	1981	5.8L 351cid	W/EEC	103004
	1969-73	7.0L 429cid		103003
1972-78	7.5L 460cid		103003	

MODEL	YEAR	ENGINE	ADDITIONAL	PART NUMBER
MERCURY				
Monarch	1980	4.2L 255cid		103109
	1975-80	5.0L 302cid		103109
	1975-77	5.8L 351cid		103109
Montego	1970-74	5.0L 302cid		103109
	1972-76	5.8L 351cid		103109
	1970-73	7.0L 429cid		103003
	1974-76	7.5L 460cid		103003
Monterey	1971-73	5.8L 351cid		103109
	1969-73	7.0L 429cid		103003
	1972-74	7.5L 460cid		103003
Zephyr	1980-82	4.2L 255cid		103004
	1978-79	5.0L 302cid		103004
MERCURY TRUCK				
Monterey Van	2004-06	4.2L 256cid		103108
Mountaineer	1997-01	5.0L 302cid		103039
NISSAN				
Altima	1993-01	2.4L 2389cc		103114
Axxess	1990-95	2.4L 2389cc		103007
NX	1991-93	1.6L 1597cc	Includes oil pump	103009
Sentra	1989-90	1.6L 1597cc	Includes oil pump	103008
	1991-94	1.6L 1597cc	Includes oil pump	103009
Stanza	1990-92	2.4L 2389cc		103007
OLDSMOBILE				
98	1985	3.0L 181cid	Fits 14 or 20 Bolt Oil Pan	103006
	1985	3.8L 231cid	Fits 14 or 20 Bolt Oil Pan	103006
	1991-92	3.8L 231cid		103123
	1981-83	4.1L 252cid		103005
Cutlass	1977-81	3.8L 231cid		103005
Cutlass Calais	1978-84	3.8L 231cid		103005
Cutlass Ciera	1994-96	2.2L 134cid		103186
	1982-90	2.5L 151cid		103116
	1982-85	3.0L 181cid		103006
	1984-85	3.8L 231cid		103006
Cutlass Cruiser	1980-83	3.8L 231cid		103005
	1987	3.8L 231cid		103005
Cutlass Salon	1978-81	3.8L 231cid		103005
	1985-87	3.8L 231cid		103005
Cutlass Supreme	1977-87	3.8L 231cid		103005
Delta 88	1977-85	3.8L 231cid		103005
	1991	3.8L 231cid		103123

MODEL	YEAR	ENGINE	ADDITIONAL	PART NUMBER
OLDSMOBILE				
Omega	1982-84	2.5L 151cid		103116
	1977-79	3.8L 231cid		103005
	1975-76	5.7L 350cid		103005
Starfire	1975-80	3.8L 231cid		103005
Toronado	1991-92	3.8L 231cid		103123
	1981-84	4.1L 252cid		103005
OLDSMOBILE TRUCK				
Bravada	1996-01	4.3L 262cid	Plastic, W/Crankshaft Sensor Hole	103073
Silhouette	1992	3.8L 231cid		103123
PLYMOUTH				
Caravelle	1978-89	5.2L 318cid	Replaces 2-1/4 or 3-3/16 inch seal	103001
	1978-79	5.9L 360cid	Replaces 2-1/4 or 3-3/16 inch seal	103001
Duster	1970-76	5.2L 318cid	Replaces 2-1/4 or 3-3/16 inch seal	103001
	1971-73	5.6L 340cid	Replaces 2-1/4 or 3-3/16 inch seal	103001
	1974-76	5.9L 360cid	Replaces 2-1/4 or 3-3/16 inch seal	103001
Fury	1970-73	5.2L 318cid	Replaces 2-1/4 or 3-3/16 inch seal	103001
	1975-78	5.2L 318cid	Replaces 2-1/4 or 3-3/16 inch seal	103001
	1971-78	5.9L 360cid	Replaces 2-1/4 or 3-3/16 inch seal	103001
Gran Fury	1972-73	5.2L 318cid	Replaces 2-1/4 or 3-3/16 inch seal	103001
	1975-77	5.2L 318cid	Replaces 2-1/4 or 3-3/16 inch seal	103001
	1980-89	5.2L 318cid	Replaces 2-1/4 or 3-3/16 inch seal	103001
	1972-77	5.9L 360cid	Replaces 2-1/4 or 3-3/16 inch seal	103001
	1980	5.9L 360cid	Replaces 2-1/4 or 3-3/16 inch seal	103001
Roadrunner	1972-75	5.2L 318cid	Replaces 2-1/4 or 3-3/16 inch seal	103001
	1971-73	5.6L 340cid	Replaces 2-1/4 or 3-3/16 inch seal	103001
	1974-75	5.9L 360cid	Replaces 2-1/4 or 3-3/16 inch seal	103001
Scamp	1971-76	5.2L 318cid	Replaces 2-1/4 or 3-3/16 inch seal	103001
Valiant	1970-76	5.2L 318cid	Replaces 2-1/4 or 3-3/16 inch seal	103001
	1976	5.9L 360cid	Replaces 2-1/4 or 3-3/16 inch seal	103001
Volare	1976-80	5.2L 318cid	Replaces 2-1/4 or 3-3/16 inch seal	103001
	1976-80	5.9L 360cid	Replaces 2-1/4 or 3-3/16 inch seal	103001
PLYMOUTH TRUCK				
Trailduster	1974-81	5.2L 318cid	Replaces 2-1/4 or 3-3/16 inch seal	103001
	1974-81	5.9L 360cid	Replaces 2-1/4 or 3-3/16 inch seal	103001

MODEL	YEAR	ENGINE	ADDITIONAL	PART NUMBER
PONTIAC				
6000	1982-90	2.5L 151cid		103116
Bonneville	1980-86	3.8L 231cid		103005
	1991-92	3.8L 231cid		103123
	1978-80	5.7L 350cid		103005
	1984-88	2.5L 151cid		103116
Firebird	1982-86	2.5L 151cid		103116
	1977-81	3.8L 231cid		103005
	1989	3.8L 231cid		103005
Grand Prix	1978-87	3.8L 231cid		103005
	1982	4.1L 252cid		103005
LeMans	1977-81	3.8L 231cid		103005
Parisienne	1980	3.8L 229cid		103005
	1981-85	3.8L 231cid		103005
	1980	5.7L 350cid		103005
Phoenix	1982-84	2.5L 151cid		103116
	1977-79	3.8L 231cid		103005
Sunbird	1976-80	3.8L 231cid		103005
Sunfire	1995-97	2.2L 134cid		103186
Ventura	1975-76	5.7L 350cid		103005
PONTIAC TRUCK				
Trans Sport	1992	3.8L 231cid		103123
TOYOTA TRUCK				
4Runner	1984	2.4L 2366cc		103015
	1985-95	2.4L 2366cc		103010
Pickup	1981-84	2.4L 2366cc		103015
	1985-95	2.4L 2366cc		103010

Part No. 103001

**CHRYSLER 3.9L, 5.2L,
5.6L, 5.9L, 239, 318,
340, 360**


1970-91
O.E. No: 2951671, 3769964
Replaces 2-1/4" or 3-3/16"
O.D. seal. Crankshaft seal included



Part No. 103002

FORD 5.0L, 5.8L, 302, 351

1987-94
O.E. No: E7TZ6019A
With reverse flow cooling
system, dipstick in block.
Crankshaft seal included



Part No. 103003

FORD 7.0L, 7.5L, 429, 460


1968-97
O.E. No: E5TZ6019G, F1TZ6019A
Crankshaft seal and block
off plate included



Part No. 103004

**FORD 4.2L, 5.0L, 5.8L,
255, 302, 351**

1978-91
O.E. No: C4AZ6019B, E0AZ6019B
Dipstick is in the timing cover.
Crankshaft seal and block off
plate included



Part No. 103005

**GM, JEEP 3.0L, 3.2L,
3.7L, 3.8L, 4.1L, 4.9L,
5.6L, 5.7L, 181, 196, 225,
231, 252, 300, 340, 350**

1965-89
O.E. No: 25515465, 12329552,
25522648, 25522653
Use timing indicator (part
number 103014) on pre 1977
applications. Crankshaft
seal included



Part No. 103006

GM 3.0L, 3.8L, 181, 231

1982-85
O.E. No: 12329552, 25522648,
25522653
Use with 14 or 20 bolt oil pan.
Crankshaft seal included



Part No. 103007

NISSAN 2.4L


1990-95
O.E. No: 1350030R00
Includes oil pump and
crankshaft seal



Part No. 103008


NISSAN 1.6L

1989-90
O.E. No: 1350077A00
Includes oil pump and
crankshaft seal



Part No. 103009**NISSAN 1.6L**

1991-94
 O.E. No: 1350053401,
 1350053Y01, 1350053Y02,
 1350053Y03
 Includes oil pump and
 crankshaft seal

**Part No. 103010****TOYOTA 2.4L**


1985-95
 O.E. No: 1130235010
 Aluminum casting

**Part No. 103014****AMC, GM, JEEP 6 Cyl.
and 8 Cyl.**

1965-71
 O.E. No: 1258617
 Use with timing cover number
 103005. Allows use on pre-1977
 applications, stamped steel,
 (2) 1/4" mounting holes

**Part No. 103015****TOYOTA 2.4L**

1981-84
 O.E. No: 1130238010
 Aluminum casting

**Part No. 103039****FORD 5.0L, 302**

1997-01
 O.E. No: F67Z6019AA
 Aluminum casting

**Part No. 103073****GM, ISUZU 4.3L, 262**

1995-03
 O.E. No: 12554555, 89017259
 Plastic, with sensor hole,
 includes crankshaft seal and
 integral gasket

**Part No. 103074****GM 4.3L, 262**

1995
 O.E. No: 890017261
 Plastic, without sensor hole,
 includes crankshaft seal and
 integral gasket

**Part No. 103075****GM 5.0L, 5.7L, 305, 350**

1996-02
 O.E. No: 93800970
 Plastic, with sensor hole,
 includes crankshaft seal
 and integral gasket



Part No. 103076

**GM 4.3L, 5.0L, 5.7L, 262,
305, 350**

1996-02
O.E. No: 12562818
Plastic, without sensor hole,
includes crankshaft seal and
integral gasket



Part No. 103108

**FORD 3.8L, 3.9L, 4.2L,
232, 238, 256**

1996-06
O.E. No: 4F2Z6019BA,
F65E6059AE, F8ZZ6019B
Aluminum casting, includes
oil pump

Picture unavailable
at time of publication.

Part No. 103109

**FORD 4.2L, 4.7L, 5.0L,
5.8L, 255, 289, 302, 351**

1965-84
O.E. No: E0AZ6019B
Aluminum casting



Part No. 103111

FORD 4.9L

1995-97
O.E. No: E5TZ6019H
Aluminum casting



TIMING COVERS

Part No. 103114

NISSAN 2.4L

1993-01
O.E. No: 135001E402
Aluminum casting, includes
crankshaft seal



Part No. 103115

GM 2.5L, 151

1987-91
O.E. No: 10101737
Stamped steel material.
Includes crankshaft seal

Picture unavailable
at time of publication.

Part No. 103116

GM 2.5L, 151

1982-93
O.E. No: 10044603
Stamped steel material.
Includes crankshaft seal



Part No. 103119

GM 5.0L 305

1982-93
O.E. No: 12523974
Stamped steel material.
Includes crankshaft seal

Picture unavailable
at time of publication.

Part No. 103120

GM 5.0L, 5.7L, 305, 350



1977-86
O.E. No: 12531283
Stamped steel material.
Includes crankshaft seal

Part No. 103121

**GM 6.5L, 6.6L, 7.0L, 7.4L,
396, 402, 427, 454**

Picture unavailable
at time of publication.

1966-90
O.E. No: 330850
Stamped steel material.
Includes crankshaft seal

Part No. 103123

GM 3.8L, 231

Picture unavailable
at time of publication.

1990-92
O.E. No: 12353384, 24501515
Aluminum casting, includes
crankshaft seal

Part No. 103186

GM 2.2L, 134



1994-97
O.E. No: 14090022
Aluminum casting, includes
crankshaft seal and integral
gasket

TIMING COVERS

 **The Value Is In The Brand!**

Part No. B-408**2004-10**

ZF6HP19 transmission

Plastic pan with integrated trans filter. Includes drain plug and integral gasket.

O.E. No: 24117536387, 24117571217

**Part No. B-409****2003-10**

ZF 6HP26 transmission

Plastic pan with integrated trans filter. Includes drain plug and integral gasket.

O.E. No: 24117522923, 24117571227

**Part No. 103011****1980-01**

GM TH125 (3T40) transmission

Use with gasket XG-1 to complete installation


O.E. No: 8631337, 8637738, 8643574, 8653915, 8653942, 8665901

**Part No. 103012****1984-93**

GM TH440-T4 (4T60) transmission

Use with gasket JG-100 to complete installation

O.E. No: 8662942, 8675995

**Part No. 103013****1995-07**

GM 4T40/45 transmission

Use with gasket JG-138 to complete installation

O.E. No: 8685184

**Part No. 103016****1982-00**

Chrysler A404/413/670, 30TH, 31TH transmission

Use with gasket TG-18 to complete installation. Pan depth: 2.25 Inches

O.E. No: 4471573

**Part No. 103017****1985-02**

GM/Isuzu TH700-R4, 4L60 transmission

Use with gasket SG-30 to complete installation. Pan depth: 2.375 Inches

O.E. No: 8663948, 8667545

**Part No. 103018****1966-96**

Ford C-6 transmission

Use with gasket FG-114 to complete installation. Pan depth: 2.125 Inches; includes drain plug

O.E. No: C6AZ7A194A, D5AZ7A194A, E5TZ7A194D, E5TZ7A194E



Part No. 103019

1964-94

Chrysler A727 transmission

Use with gasket TG-10 to complete installation.

Pan depth: 1.125 Inches; includes drain plug

O.E. No: 4058997



Part No. 103138

1998-08

GM 4T60/65 transmission with 6mm pan bolts

Use with gasket JG-108 (aftermarket style) or JG-143 (OE style) to complete installation. Pan has 6mm bolt holes.

O.E. No: 24206181



Part No. 103163

1996-08

GM 4L80/85 transmission

Use with gasket JG-107 (aftermarket style) or JG-142 (OE style) to complete installation.

Pan depth 2.75 inches

O.E. No: 24204278



Part No. 103164

1996-08

GM TH700-R4, 4L60/65/70 transmission

Use with gasket SG-30 to complete installation. Pan depth 3.00 inches

O.E. No: 24229658



 The Value Is In The Brand!

FRONT BEARING RETAINERS

Part No. FX-235

Front Bearing Retainer
(w/seal)



1968-89 Ford Trucks with
Borg Warner 4 speed

O.E. No: C5TZ7050H

Part No. FX-238

Front Bearing Retainer
(w/seal)



1983-93 Ford Mustang 5.0L
with Borg Warner T5 5 speed

O.E. No: E3ZZ7050A

Part No. JX-114

Front Bearing Retainer
(w/seal)



1968-91 GM Trucks with
Muncie 4 speed

O.E. No: 3901178

Part No. JX-121

Front Bearing Retainer
(w/seal)



1982-95 Chevrolet/GMC
S-Series Trucks with Borg
Warner 5 speed, exc. 1.9L

O.E. No: 14050775

FRONT BEARING RETAINERS

 The Value Is In The Brand!

Multi-Vehicle Power Steering Fluid

Synthetic Power Steering Fluid Formulated For ALL Power Steering Systems including Those Using CHF Pentosin Fluid (European Vehicles)

- Prevents Corrosion, Wear and Oxidation
- Outstanding Temperature Performance
- Excellent Shear Stability
- Superior Performance
- Professional Size for Full Flush and Fill Service
- Part No. AT-214
64 Fluid Ounces



The Value Is In The Brand!

MODEL	YEAR	ENGINE	ADDITIONAL	PART NUMBER
ACURA				
CL	1997	2.2L 2156cc		103065
	1998-99	2.3L 2254cc		103067
RSX	2002-06	2.0L 1998cc		103195
AMC				
Concord	1980-82	2.5L 151cid		103153
Eagle	1981-83	2.5L 151cid		103153
Spirit	1980-82	2.5L 151cid		103153
ASUNA				
Sunrunner	1992-93	1.6L 98cid		103051
BUICK				
Century	1982-87	2.5L 151cid		103153
	1982	2.8L 173cid	Requires Rubber Rear Main Seal	103089
	1982-86	2.8L 173cid		103089
	1987-89	2.8L 173cid		103032
	1977	5.0L 305cid		103036
	1978-79	5.0L 305cid		103090
	1980	5.0L 305cid		103034
	1977	5.7L 350cid	L in 5th position of VIN	103036
	1978	5.7L 350cid		103036
Commercial Chassis	1991	5.0L 305cid	W/ Oil Level Sensor Hole	103049
	1992-96	5.7L 350cid	W/ Oil Level Sensor Hole	103049
LeSabre	1982	4.4L 267cid		103034
	1978	5.0L 305cid		103036
Regal	1988-89	2.8L 173cid		103032
	1989-93	3.1L 189cid		103032
	1982	4.4L 267cid		103034
	1977	5.0L 305cid		103036
	1978-79	5.0L 305cid		103090
	1980	5.0L 305cid		103034
	1982-85	5.0L 305cid		103034
	1986-87	5.0L 305cid		103033
1977	5.7L 350cid	L in 5th position of VIN	103036	
Roadmaster	1991	5.0L 305cid	W/ Oil Level Sensor Hole	103049
	1992-96	5.7L 350cid	W/ Oil Level Sensor Hole	103049
Skyhawk	1987-88	2.0L 122cid		103052
Skylark	1988-91	2.3L 138cid	W/ stamp 24570333	103047
	1988-91	2.3L 138cid	W/ stamp 22538921	103046
	1992-94	2.3L 138cid		103047
	1980-85	2.5L 151cid		103153
	1980	2.8L 173cid		103089
1982-85	2.8L 173cid		103089	

MODEL	YEAR	ENGINE	ADDITIONAL	PART NUMBER
BUICK				
Skylark (Cont'd)	1977-79	5.0L 305cid		103036
	1977	5.7L 350cid	L in 5th position of VIN	103036
	1978-79	5.7L 350cid		103036
CADILLAC				
Brougham	1991-92	5.0L 305cid		103033
	1990-92	5.7L 350cid		103033
Cimarron	1985-86	2.8L 173cid		103089
	1987-88	2.8L 173cid		103032
Commercial Chassis	1993-96	5.7L 350cid	W/ Oil Level Sensor Hole	103049
Fleetwood	1993-96	5.7L 350cid	W/ Oil Level Sensor Hole	103049
CADILLAC TRUCK				
Escalade	1999-00	5.7L 350cid		103033
CHEVROLET				
Bel Air	1965-67	4.6L 283cid		103036
	1965-67	5.3L 327cid		103036
	1968-69	5.4L 327cid		103036
	1969-72	5.7L 350cid		103036
Beretta	1990-91	2.3L 140cid	W/ stamp 24570333	103047
	1990-91	2.3L 140cid	W/ stamp 22538921	103046
	1992-94	2.3L 140cid		103047
	1994	2.3L 140cid	W/ stamp 24571250	103047
	1987-89	2.8L 173cid		103032
	1990-93	3.1L 189cid		103032
Biscayne	1965-67	4.6L 283cid		103036
	1965-67	5.3L 327cid		103036
	1968-69	5.4L 327cid		103036
	1969-72	5.7L 350cid		103036
Brookwood	1969-72	5.7L 350cid		103036
Camaro	1982-86	2.5L 151cid		103153
	1982	2.8L 173cid	Requires Rubber Rear Main Seal	103054
	1983-86	2.8L 173cid		103054
	1987-89	2.8L 173cid		103091
	1990-92	3.1L 189cid		103091
	1980-81	4.4L 267cid		103034
	1976-79	5.0L 305cid		103036
	1980-85	5.0L 305cid		103034
	1986-92	5.0L 305cid		103033
	1969-73	5.0L 307cid		103036
	1967	5.3L 327cid		103036
	1968-69	5.4L 327cid		103036
	1967-79	5.7L 350cid		103036
1980-81	5.7L 350cid		103034	

MODEL	YEAR	ENGINE	ADDITIONAL	PART NUMBER
CHEVROLET				
Camaro (Cont'd)	1987-92	5.7L 350cid		103033
	1993-97	5.7L 350cid	W/ Oil Level Sensor Hole	103049
Caprice	1994-96	4.3L 265cid		103049
	1980-82	4.4L 267cid		103034
	1966-67	4.6L 283cid		103036
	1977-79	5.0L 305cid		103036
	1980-85	5.0L 305cid		103034
	1986-90	5.0L 305cid		103033
	1991	5.0L 305cid	W/o Oil Level Sensor Hole	103033
	1991-93	5.0L 305cid	W/ Oil Level Sensor Hole	103049
	1966-67	5.3L 327cid		103036
	1968-69	5.4L 327cid		103036
	1969-79	5.7L 350cid		103036
	1980-81	5.7L 350cid	Gas Engine	103034
	1985	5.7L 350cid	Gas Engine	103034
	1986-91	5.7L 350cid		103033
	1992-96	5.7L 350cid	W/ Oil Level Sensor Hole	103049
	1974-76	6.6L 400cid		103036
Cavalier	1985-86	2.8L 173cid		103089
	1987-89	2.8L 173cid		103032
	1990-94	3.1L 189cid		103032
Celebrity	1982-87	2.5L 151cid		103153
	1982-86	2.8L 173cid		103089
	1987-89	2.8L 173cid		103032
	1990	3.1L 189cid		103032
Chevelle	1965-66	4.6L 283cid		103036
	1968-73	5.0L 307cid		103036
	1966	5.3L 327cid		103036
	1965	5.4L 327cid		103036
	1967-68	5.4L 327cid		103036
	1969-73	5.7L 350cid		103036
Chevy II	1968	5.0L 307cid		103036
	1968	5.4L 327cid		103036
	1968	5.7L 350cid		103036
Citation	1980-83	2.5L 151cid		103153
	1980	2.8L 173cid		103089
	1982-83	2.8L 173cid		103089
Citation II	1984-85	2.5L 151cid		103153
	1984-85	2.8L 173cid		103089
Commercial Chassis	1991	5.0L 305cid	W/o Oil Level Sensor Hole	103033
	1991-92	5.0L 305cid	W/ Oil Level Sensor Hole	103049
	1991	5.7L 350cid		103033

MODEL	YEAR	ENGINE	ADDITIONAL	PART NUMBER
CHEVROLET				
Commercial Chassis (Cont'd)	1992	5.7L 350cid	W/ Oil Level Sensor Hole	103049
	1994	5.7L 350cid	W/ Oil Level Sensor Hole	103049
Corsica	1987-89	2.8L 173cid		103032
	1990-93	3.1L 189cid		103032
Corvette	1976-79	5.7L 350cid		103036
Impala	1980-82	4.4L 267cid		103034
	1965-67	4.6L 283cid		103036
	1977-79	5.0L 305cid		103036
	1980-85	5.0L 305cid		103034
	1965-69	5.4L 327cid		103036
	1969-79	5.7L 350cid		103036
	1980-85	5.7L 350cid	Gas Engine	103034
	1994-96	5.7L 350cid	W/ Oil Level Sensor Hole	103049
	1974-76	6.6L 400cid		103036
Kingswood	1969-72	5.7L 350cid		103036
Lumina	1990-94	3.1L 189cid		103032
	1991-94	3.4L 207cid		103032
	1995-97	3.4L 207cid		103048
Malibu	1979	4.4L 267cid		103090
	1980-82	4.4L 267cid		103034
	1976-77	5.0L 305cid		103036
	1978-79	5.0L 305cid		103090
	1980-83	5.0L 305cid		103034
	1974-78	5.7L 350cid		103036
	1979	5.7L 350cid		103090
	1974-76	6.6L 400cid		103036
Monte Carlo	1995-97	3.4L 207cid		103048
	1979	4.4L 267cid		103090
	1980-82	4.4L 267cid		103034
	1976-77	5.0L 305cid		103036
	1978-79	5.0L 305cid		103090
	1980-85	5.0L 305cid		103034
	1986-88	5.0L 305cid		103033
	1970-77	5.7L 350cid		103036
	1974-76	6.6L 400cid		103036
Monza	1978-80	2.5L 151cid		103153
Nova	1988	1.6L 98cid	5 in 8th position of VIN	103096
	1975	4.3L 262cid		103036
	1976-79	5.0L 305cid		103036
	1969-73	5.0L 307cid		103036
	1969-79	5.7L 350cid		103036
Townsmen	1969-72	5.7L 350cid		103036

MODEL	YEAR	ENGINE	ADDITIONAL	PART NUMBER
CHEVROLET TRUCK				
Astro	1985-90	2.5L 151cid		103153
	1986-89	4.3L 262cid		103035
	1990-95	4.3L 262cid	RWD	103035
Blazer	1995	4.3L 262cid	RWD	103055
	1987	5.0L 305cid		103033
	1969-73	5.0L 307cid		103036
	1969-74	5.7L 350cid		103036
	1987-91	5.7L 350cid	4 quart capacity	103033
	1992	5.7L 350cid	W/o emission option NA4, 4 quart capacity	103033
	1993-94	5.7L 350cid	4 quart capacity	103033
C10	1986	4.3L 262cid		103035
	1977-79	5.0L 305cid		103036
	1980-85	5.0L 305cid		103034
	1986	5.0L 305cid		103033
	1975-77	5.7L 350cid		103036
	1978-79	5.7L 350cid	Gas Engine	103036
	1980-85	5.7L 350cid	Gas Engine	103034
	1986	5.7L 350cid	M in 8th position of VIN	103033
	1976-80	6.6L 400cid		103036
C10 Pickup	1965	4.6L 283cid		103036
	1967	4.6L 283cid		103036
	1966	4.8L 292cid		103036
	1968-73	5.0L 307cid		103036
	1965-67	5.3L 327cid		103036
	1968	5.4L 327cid		103036
	1969-74	5.7L 350cid		103036
C10 Suburban	1977-79	5.0L 305cid		103036
	1980-85	5.0L 305cid		103034
	1986	5.0L 305cid		103033
	1968-73	5.0L 307cid		103036
	1968	5.4L 327cid		103036
	1969-77	5.7L 350cid		103036
	1978-79	5.7L 350cid	Gas Engine	103036
	1980-85	5.7L 350cid	Gas Engine	103034
1986	5.7L 350cid	M in 8th position of VIN	103033	
C1500	1988-95	4.3L 262cid		103035
	1988-99	5.0L 305cid		103033
	1988-91	5.7L 350cid	4 quart capacity	103033
	1992	5.7L 350cid	W/o emission option NA4, 4 quart capacity	103033
	1993-99	5.7L 350cid	4 quart capacity	103033
C1500 Suburban	1992	5.7L 350cid	W/o emission option NA4, 4 quart capacity	103033
	1993-99	5.7L 350cid	4 quart capacity	103033

MODEL	YEAR	ENGINE	ADDITIONAL	PART NUMBER
CHEVROLET TRUCK				
C20	1986	4.3L 262cid		103035
	1977-79	5.0L 305cid		103036
	1980-85	5.0L 305cid		103034
	1986	5.0L 305cid		103033
	1975-77	5.7L 350cid		103036
	1978-79	5.7L 350cid	Gas Engine	103036
	1980-85	5.7L 350cid	Gas Engine	103034
	1986	5.7L 350cid	M in 8th position of VIN	103033
	1976-80	6.6L 400cid		103036
C20 Pickup	1968-73	5.0L 307cid		103036
	1965-67	5.3L 327cid		103036
	1968	5.4L 327cid		103036
	1969-74	5.7L 350cid		103036
C20 Suburban	1977-79	5.0L 305cid		103036
	1980-85	5.0L 305cid		103034
	1986	5.0L 305cid		103033
	1968-73	5.0L 307cid		103036
	1968	5.4L 327cid		103036
	1969-77	5.7L 350cid		103036
	1978-79	5.7L 350cid	Gas Engine	103036
	1980-85	5.7L 350cid	Gas Engine	103034
	1986	5.7L 350cid	M in 8th position of VIN	103033
	1976-80	6.6L 400cid		103036
C2500	1988-95	4.3L 262cid		103035
	1988-98	5.0L 305cid		103033
	1988-91	5.7L 350cid	4 quart capacity	103033
	1992	5.7L 350cid	W/o emission option NA4, 4 quart capacity	103033
	1993-00	5.7L 350cid	4 quart capacity	103033
C2500 Suburban	1992	5.7L 350cid	W/o emission option NA4, 4 quart capacity	103033
	1993-99	5.7L 350cid	4 quart capacity	103033
C30	1978-79	5.0L 305cid		103036
	1986	5.0L 305cid		103033
	1975-77	5.7L 350cid		103036
	1978-79	5.7L 350cid	Gas Engine	103036
	1980-85	5.7L 350cid	Gas Engine	103034
	1986	5.7L 350cid	M in 8th position of VIN	103033
	1976-79	6.6L 400cid		103036
C30 Pickup	1968-73	5.0L 307cid		103036
	1965-67	5.3L 327cid		103036
	1968	5.4L 327cid		103036
	1969-74	5.7L 350cid		103036

MODEL	YEAR	ENGINE	ADDITIONAL	PART NUMBER
CHEVROLET TRUCK				
C3500	1988-91	5.7L 350cid	4 quart capacity	103033
	1992	5.7L 350cid	W/o emission option NA4, 4 quart capacity	103033
	1993-00	5.7L 350cid	4 quart capacity	103033
El Camino	1980-82	4.4L 267cid		103034
	1976-77	5.0L 305cid		103036
	1980-85	5.0L 305cid		103034
	1986-87	5.0L 305cid		103033
	1971-73	5.0L 307cid		103036
	1971-79	5.7L 350cid		103036
	1974-76	6.6L 400cid		103036
	1972	6.6L 402cid		103036
Express 1500	1996	4.3L 262cid		103035
	1996-01	5.0L 305cid		103033
	1996-01	5.7L 350cid	4 quart capacity	103033
Express 2500	1996	4.3L 262cid		103035
	1996-01	5.0L 305cid		103033
	1996-01	5.7L 350cid	4 quart capacity	103033
Express 3500	1996-01	5.7L 350cid	4 quart capacity	103033
G10	1986-95	4.3L 262cid		103035
	1977-79	5.0L 305cid		103036
	1980-85	5.0L 305cid		103034
	1986-95	5.0L 305cid		103033
	1975-79	5.7L 350cid		103036
	1980-85	5.7L 350cid		103034
	1987-91	5.7L 350cid	4 quart capacity	103033
	1992	5.7L 350cid	W/o emission option NA4, 4 quart capacity	103033
	1993	5.7L 350cid	4 quart capacity	103033
G10 Van	1968-73	5.0L 307cid		103036
	1971-74	5.7L 350cid		103036
G20	1986-95	4.3L 262cid		103035
	1977-79	5.0L 305cid		103036
	1980-85	5.0L 305cid		103034
	1986-95	5.0L 305cid		103033
	1975-79	5.7L 350cid		103036
	1980-85	5.7L 350cid		103034
	1986	5.7L 350cid	M in 8th position of VIN	103033
	1987-91	5.7L 350cid	4 quart capacity	103033
	1992	5.7L 350cid	W/o emission option NA4, 4 quart capacity	103033
	1993-95	5.7L 350cid	4 quart capacity	103033
	1975-80	6.6L 400cid		103036
G20 Van	1968-69	5.0L 307cid		103036
	1971-74	5.7L 350cid		103036

MODEL	YEAR	ENGINE	ADDITIONAL	PART NUMBER
CHEVROLET TRUCK				
G30	1986-95	4.3L 262cid		103035
	1978-79	5.0L 305cid		103036
	1982	5.0L 305cid		103034
	1985	5.0L 305cid		103034
	1975-79	5.7L 350cid		103036
	1980-82	5.7L 350cid		103034
	1984-85	5.7L 350cid		103034
	1986	5.7L 350cid	M in 8th position of VIN	103033
	1987-91	5.7L 350cid	4 quart capacity	103033
	1992	5.7L 350cid	W/o emission option NA4, 4 quart capacity	103033
	1993-96	5.7L 350cid	4 quart capacity	103033
	1975-80	6.6L 400cid		103036
G30 Van	1971-74	5.7L 350cid		103036
K10	1986	4.3L 262cid		103035
	1977-79	5.0L 305cid		103036
	1981-85	5.0L 305cid		103034
	1986	5.0L 305cid		103033
	1975-77	5.7L 350cid		103036
	1978-79	5.7L 350cid	Gas Engine	103036
	1980-85	5.7L 350cid	Gas Engine	103034
	1986	5.7L 350cid	M in 8th position of VIN	103033
	1975-80	6.6L 400cid		103036
K10 Pickup	1968-69	5.0L 307cid		103036
	1965-67	5.3L 327cid		103036
	1968	5.4L 327cid		103036
	1969-74	5.7L 350cid		103036
K10 Suburban	1977-79	5.0L 305cid		103036
	1980-85	5.0L 305cid		103034
	1986	5.0L 305cid		103033
	1968-73	5.0L 307cid		103036
	1968	5.4L 327cid		103036
	1969-77	5.7L 350cid		103036
	1978-79	5.7L 350cid	Gas Engine	103036
	1980-85	5.7L 350cid	Gas Engine	103034
	1986	5.7L 350cid	M in 8th position of VIN	103033
1975-79	6.6L 400cid		103036	
K1500	1988-95	4.3L 262cid		103035
	1988-99	5.0L 305cid		103033
	1988-91	5.7L 350cid	4 quart capacity	103033
	1992	5.7L 350cid	W/o emission option NA4, 4 quart capacity	103033
	1993-99	5.7L 350cid	4 quart capacity	103033

MODEL	YEAR	ENGINE	ADDITIONAL	PART NUMBER
CHEVROLET TRUCK				
K1500 Suburban	1992	5.7L 350cid	W/o emission option NA4, 4 quart capacity	103033
	1993-99	5.7L 350cid	4 quart capacity	103033
K20	1977-78	5.0L 305cid		103036
	1980	5.0L 305cid		103034
	1985	5.0L 305cid		103034
	1975-77	5.7L 350cid		103036
	1978-79	5.7L 350cid	Gas Engine	103036
	1980-85	5.7L 350cid	Gas Engine	103034
	1986	5.7L 350cid	M in 8th position of VIN	103033
	1975-80	6.6L 400cid		103036
	K20 Pickup	1968-69	5.0L 307cid	
1965-67		5.3L 327cid		103036
1968		5.4L 327cid		103036
1969-74		5.7L 350cid		103036
K20 Suburban	1977-78	5.0L 305cid		103036
	1985	5.0L 305cid		103034
	1986	5.0L 305cid		103033
	1968-73	5.0L 307cid		103036
	1968	5.4L 327cid		103036
	1969-77	5.7L 350cid		103036
	1978-79	5.7L 350cid	Gas Engine	103036
	1980-85	5.7L 350cid	Gas Engine	103034
	1986	5.7L 350cid	M in 8th position of VIN	103033
	1975-80	6.6L 400cid		103036
K2500	1988-95	4.3L 262cid		103035
	1988-95	5.0L 305cid		103033
	1998	5.0L 305cid		103033
	1988-91	5.7L 350cid	4 quart capacity	103033
	1992	5.7L 350cid	W/o emission option NA4, 4 quart capacity	103033
	1993-00	5.7L 350cid	4 quart capacity	103033
K2500 Suburban	1992	5.7L 350cid	W/o emission option NA4, 4 quart capacity	103033
	1993-99	5.7L 350cid	4 quart capacity	103033
K30	1977	5.7L 350cid		103036
	1978-79	5.7L 350cid	Gas Engine	103036
	1980-85	5.7L 350cid	Gas Engine	103034
	1986	5.7L 350cid	M in 8th position of VIN	103033
	1977-80	6.6L 400cid		103036
K30 Pickup	1968-73	5.0L 307cid		103036
	1968	5.4L 327cid		103036
	1969-74	5.7L 350cid		103036

MODEL	YEAR	ENGINE	ADDITIONAL	PART NUMBER
CHEVROLET TRUCK				
K3500	1988-91	5.7L 350cid	4 quart capacity	103033
	1992	5.7L 350cid	W/o emission option NA4, 4 quart capacity	103033
	1993-00	5.7L 350cid	4 quart capacity	103033
K5 Blazer	1977-79	5.0L 305cid		103036
	1980-85	5.0L 305cid		103034
	1986	5.0L 305cid		103033
	1975-77	5.7L 350cid		103036
	1978-79	5.7L 350cid	Gas Engine	103036
	1980-85	5.7L 350cid	Gas Engine	103034
	1975-79	6.6L 400cid		103036
LLV	1987-93	2.5L 151cid		103153
Lumina APV	1990-95	3.1L 189cid		103032
P10	1975	5.7L 350cid		103036
	1977-78	5.7L 350cid		103036
P10 Van	1973	5.0L 307cid		103036
	1973	5.7L 350cid		103036
P20	1975-79	5.7L 350cid		103036
	1980-85	5.7L 350cid		103034
	1986	5.7L 350cid		103033
	1987-89	5.7L 350cid	4 quart capacity	103033
P20 Van	1968-69	5.0L 307cid		103036
	1973	5.0L 307cid		103036
	1970-74	5.7L 350cid		103036
P30	1990-93	4.3L 262cid		103035
	1975-79	5.7L 350cid		103036
	1980-85	5.7L 350cid		103034
	1986	5.7L 350cid		103033
	1987-91	5.7L 350cid	4 quart capacity	103033
	1992	5.7L 350cid	W/o emission option NA4, 4 quart capacity	103033
	1993	5.7L 350cid	4 quart capacity	103033
P30 Van	1968-69	5.0L 307cid		103036
	1973	5.0L 307cid		103036
	1970-74	5.7L 350cid		103036
R10	1987	4.3L 262cid		103035
	1987	5.0L 305cid		103033
	1987	5.7L 350cid	4 quart capacity	103033
R10 Suburban	1987	5.0L 305cid		103033
	1987-88	5.7L 350cid	4 quart capacity	103033
R1500 Suburban	1989-91	5.7L 350cid	4 quart capacity	103033
R20	1987	5.0L 305cid		103033
	1987-88	5.7L 350cid	4 quart capacity	103033
R20 Suburban	1987-88	5.7L 350cid	4 quart capacity	103033

MODEL	YEAR	ENGINE	ADDITIONAL	PART NUMBER
CHEVROLET TRUCK				
R2500 Suburban	1989-91	5.7L 350cid	4 quart capacity	103033
R30	1987-88	5.7L 350cid	4 quart capacity	103033
R3500	1989-91	5.7L 350cid	4 quart capacity	103033
S10	1985-93	2.5L 151cid		103153
	1982	2.8L 173cid	Requires Rubber Rear Main Seal	103054
	1983-86	2.8L 173cid	RWD	103054
	1987-89	2.8L 173cid	RWD	103091
	1990-93	2.8L 173cid		103091
	1988-95	4.3L 262cid	RWD	103055
S10 Blazer	1985-88	2.5L 151cid		103153
	1983-86	2.8L 173cid	RWD	103054
	1987-89	2.8L 173cid	RWD	103091
	1988-94	4.3L 262cid	RWD	103055
Suburban	1966-67	5.3L 327cid		103036
Tahoe	1995-00	5.7L 350cid	4 quart capacity	103033
V10	1987	4.3L 262cid		103035
	1987	5.0L 305cid		103033
	1987	5.7L 350cid	4 quart capacity	103033
V10 Suburban	1987-88	5.7L 350cid	4 quart capacity	103033
V1500 Suburban	1989-91	5.7L 350cid	4 quart capacity	103033
V20	1987	5.7L 350cid	4 quart capacity	103033
V20 Suburban	1987-88	5.7L 350cid	4 quart capacity	103033
V2500 Suburban	1989-91	5.7L 350cid	4 quart capacity	103033
V30	1987-88	5.7L 350cid	4 quart capacity	103033
V3500	1989-91	5.7L 350cid	4 quart capacity	103033
CHRYSLER				
Concorde	1993-96	3.3L 201cid		103092
	1993-97	3.5L 215cid		103092
Dynasty	1991-93	3.3L 201cid	W/o Oil Level Sensor Hole	103059
Imperial	1990-91	3.3L 201cid	W/o Oil Level Sensor Hole	103059
	1991-93	3.8L 230cid	W/o Oil Level Sensor Hole	103059
Intrepid	1993-97	3.3L 201cid		103092
	1993-97	3.5L 215cid		103092
LHS	1994-97	3.5L 215cid		103092
Laser	1986	2.5L 153cid		103022
LeBaron	1990	2.2L 135cid		103022
	1986-93	2.5L 153cid		103022
	1990-95	3.0L 181cid		103021
New Yorker	1986-87	2.5L 153cid		103022
	1988-89	3.0L 181cid		103021
	1991-93	3.3L 201cid	W/o Oil Level Sensor Hole	103059

MODEL	YEAR	ENGINE	ADDITIONAL	PART NUMBER
CHRYSLER				
New Yorker (Cont'd)	1994-96	3.5L 215cid		103092
	1991-93	3.8L 230cid	W/o Oil Level Sensor Hole	103059
Sebring	1995-99	2.0L 122cid		103061
TC Maserati	1990-91	3.0L 181cid		103021
CHRYSLER TRUCK				
Grand Voyager	2000	3.3L 201cid	W/o Oil Level Sensor Hole	103059
Town & Country Van	1990-93	3.3L 201cid	W/o Oil Level Sensor Hole	103059
	1996-03	3.3L 201cid	W/o Oil Level Sensor Hole	103059
	1994-03	3.8L 230cid	W/o Oil Level Sensor Hole	103059
DODGE				
600	1986-88	2.5L 153cid		103022
Aries	1986-89	2.5L 153cid		103022
Avenger	1995-99	2.0L 122cid		103061
Colt	1987-90	1.5L 90cid		103057
	1991-95	1.5L 90cid		103058
Daytona	1990	2.2L 135cid		103022
	1992-93	2.2L 135cid		103022
	1986-93	2.5L 153cid		103022
	1990-93	3.0L 181cid		103021
Dynasty	1988-93	2.5L 153cid		103022
	1988-93	3.0L 181cid		103021
	1990-93	3.3L 201cid	W/o Oil Level Sensor Hole	103059
Intrepid	1993-97	3.3L 201cid		103092
	1993-97	3.5L 215cid		103092
Lancer	1986-89	2.5L 153cid		103022
Neon	1995-96	2.0L 122cid		103056
Shadow	1990	2.2L 135cid	Turbocharged	103022
	1988-94	2.5L 153cid		103022
	1992-94	3.0L 181cid		103021
Spirit	1991-92	2.2L 135cid		103022
	1989-95	2.5L 153cid		103022
	1989-95	3.0L 181cid		103021
DODGE TRUCK				
B100	1975-80	5.2L 318cid		103062
B100 Van	1971-74	5.2L 318cid		103062
B150	1981-91	5.2L 318cid		103062
B200	1975-80	5.2L 318cid		103062
B200 Van	1971-74	5.2L 318cid		103062
B250	1981-91	5.2L 318cid		103062
B300	1975-80	5.2L 318cid		103062
B300 Van	1971-74	5.2L 318cid		103062
B350	1981-91	5.2L 318cid		103062

MODEL	YEAR	ENGINE	ADDITIONAL	PART NUMBER
DODGE TRUCK				
Caravan	1988-95	2.5L 153cid		103022
	1987-00	3.0L 181cid		103021
	1990-03	3.3L 201cid	W/o Oil Level Sensor Hole	103059
	1996-99	3.8L 230cid	W/o Oil Level Sensor Hole	103059
D100	1975-79	5.2L 318cid		103062
	1986-89	5.2L 318cid		103062
D100 Pickup	1972-74	5.2L 318cid		103062
D150	1978-91	5.2L 318cid		103062
D200	1975-80	5.2L 318cid		103062
D200 Pickup	1972-74	5.2L 318cid		103062
D250	1981-91	5.2L 318cid		103062
D300	1975-80	5.2L 318cid		103062
D300 Pickup	1972-74	5.2L 318cid		103062
D350	1981-83	5.2L 318cid		103062
Grand Caravan	1990-03	3.3L 201cid	W/o Oil Level Sensor Hole	103059
	1994-03	3.8L 230cid	W/o Oil Level Sensor Hole	103059
Ramcharger	1974-91	5.2L 318cid		103062
W100	1975-77	5.2L 318cid		103062
	1986-89	5.2L 318cid		103062
W100 Pickup	1972-74	5.2L 318cid		103062
W150	1978-91	5.2L 318cid		103062
W200	1975-80	5.2L 318cid		103062
W200 Pickup	1972-74	5.2L 318cid		103062
W250	1981-91	5.2L 318cid		103062
W300	1975-78	5.2L 318cid		103062
	1980	5.2L 318cid		103062
W300 Pickup	1972-74	5.2L 318cid		103062
W350	1982-83	5.2L 318cid		103062
EAGLE				
Summit	1989-90	1.5L 90cid		103057
	1991-96	1.5L 90cid		103058
Talon	1995-98	2.0L 122cid	Naturally Aspirated	103061
Vision	1993-97	3.3L 201cid		103092
	1993-97	3.5L 215cid		103092
FORD				
Crown Victoria	1992-98	4.6L 281cid		103071
Fairmont	1980-81	4.2L 255cid		103030
	1978-79	5.0L 302cid	W/ oil level sensor hole (dipstick tube in pan)	103084
	1979	5.0L 302cid	Dipstick in block	103030
Festiva	1988-93	1.3L 1295cc		103045
Focus	2000-05	2.0L 121cid		103145

MODEL	YEAR	ENGINE	ADDITIONAL	PART NUMBER
FORD				
Granada	1981	4.2L 255cid		103030
	1978-79	5.0L 302cid	W/ oil level sensor hole (dipstick tube in pan)	103084
LTD	1981-82	4.2L 255cid		103030
	1978-79	5.0L 302cid	W/ oil level sensor hole (dipstick tube in pan)	103084
	1979	5.0L 302cid	Dipstick in block	103030
	1980-83	5.0L 302cid		103030
	1984-86	5.0L 302cid	W/ oil level sensor hole	103031
	1984-86	5.0L 302cid	W/o oil level sensor hole	103030
LTD Crown Victoria	1987-91	5.0L 302cid	W/ oil level sensor hole	103031
	1987-91	5.0L 302cid	W/o oil level sensor hole	103030
LTD II	1978-79	5.0L 302cid	W/ oil level sensor hole (dipstick tube in pan)	103084
	1979	5.0L 302cid	Dipstick in block	103030
Mustang	1980-82	4.2L 255cid		103030
	1979	5.0L 302cid	W/ oil level sensor hole (dipstick tube in pan)	103084
	1982-83	5.0L 302cid		103030
	1984-95	5.0L 302cid	W/ oil level sensor hole	103031
	1984-95	5.0L 302cid	W/o oil level sensor hole	103030
Mustang II	1978	5.0L 302cid	W/ oil level sensor hole (dipstick tube in pan)	103084
Probe	1993-97	2.0L 122cid		103083
	1989-92	2.2L 133cid	W/o Oil Level Sensor Hole	103086
	1990-92	3.0L 182cid		103041
Taurus	1986-88	3.0L 182cid	W/o Oil Level Sensor Hole	103025
	1986-90	3.0L 182cid	W/ Oil Level Sensor Hole	103044
	1989	3.0L 182cid	GL; w/o Oil Level Sensor Hole	103025
	1989	3.0L 182cid	L; w/o Oil Level Sensor Hole	103025
	1989	3.0L 182cid	LX; w/o Oil Level Sensor Hole	103025
	1991-92	3.0L 182cid	L; w/o Oil Level Sensor Hole	103026
	1991-95	3.0L 182cid	GL; w/o Oil Level Sensor Hole	103026
	1991-95	3.0L 182cid	LX; w/o Oil Level Sensor Hole	103026
	1991-95	3.0L 182cid	W/ Oil Level Sensor Hole	103041
	1995	3.0L 182cid	SE; w/o Oil Level Sensor Hole	103026
	1996-99	3.0L 182cid	U in 8th position of VIN	103026
Tempo	1992-94	3.0L 182cid		103026
Thunderbird	1980-82	4.2L 255cid		103030
	1978-79	5.0L 302cid	W/ oil level sensor hole (dipstick tube in pan)	103084
	1980-81	5.0L 302cid		103030
	1983	5.0L 302cid		103030
	1984-88	5.0L 302cid	W/ oil level sensor hole	103031
	1984-88	5.0L 302cid	W/o Oil Level Sensor Hole	103030
	1991-93	5.0L 302cid	W/ oil level sensor hole	103031
	1991-93	5.0L 302cid	W/o Oil Level Sensor Hole	103030

MODEL	YEAR	ENGINE	ADDITIONAL	PART NUMBER
FORD TRUCK				
Aerostar	1986-89	3.0L 182cid	W/ Oil Level Sensor Hole	103044
	1990	3.0L 182cid	From 3/15/1990	103027
	1990	3.0L 182cid	W/ Oil Level Sensor Hole; Through 3/14/1990	103044
	1991-92	3.0L 182cid		103027
	1993-97	3.0L 182cid	W/ oil level sensor	103029
Bronco	1980-82	4.9L 300cid		103085
	1983-92	4.9L 300cid		103024
	1980-96	5.0L 302cid		103023
	1981	5.8L 351cid	351W Eng.	103040
	1982-83	5.8L 351cid		103040
	1984-87	5.8L 351cid	351W Eng.	103040
	1988-96	5.8L 351cid	351W Eng.	103028
E-100 Econoline	1973-74	4.9L 300cid		103088
	1980-82	4.9L 300cid		103085
	1981-82	5.0L 302cid		103042
E-100 Econoline Club Wagon	1980-82	4.9L 300cid		103085
	1981-82	5.0L 302cid		103042
E-150 Econoline	1980-82	4.9L 300cid		103085
	1983-96	4.9L 300cid		103024
	1981-84	5.0L 302cid		103042
	1985-96	5.0L 302cid		103023
	1981-87	5.8L 351cid	351W Eng.	103040
	1988-96	5.8L 351cid	351W Eng.	103028
E-150 Econoline Club Wagon	1980-82	4.9L 300cid		103085
	1983-96	4.9L 300cid		103024
	1981-84	5.0L 302cid		103042
	1985-96	5.0L 302cid		103023
	1981-87	5.8L 351cid	351W Eng.	103040
	1988-96	5.8L 351cid	351W Eng.	103028
E-200 Econoline	1973-74	4.9L 300cid		103088
E-250 Econoline	1980-82	4.9L 300cid		103085
	1983-96	4.9L 300cid		103024
	1981-84	5.0L 302cid		103042
	1985-91	5.0L 302cid		103023
	1981-87	5.8L 351cid	351W Eng.	103040
	1988-96	5.8L 351cid	351W Eng.	103028
E-250 Econoline Club Wagon	1980	4.9L 300cid		103085
	1983-91	4.9L 300cid		103024
	1981-87	5.8L 351cid	351W Eng.	103040
	1988-91	5.8L 351cid	351W Eng.	103028
	1983-87	6.9L 420cid		103043

MODEL	YEAR	ENGINE	ADDITIONAL	PART NUMBER
FORD TRUCK				
E-250 Econoline Club Wagon (Cont'd)	1988-91	7.3L 445cid		103043
	1983-89	7.5L 460cid	Screw-in dipstick tube	103020
E-300 Econoline	1973-74	4.9L 300cid		103088
E-350 Econoline	1980-82	4.9L 300cid		103085
	1983-96	4.9L 300cid		103024
	1981-87	5.8L 351cid	351W Eng.	103040
	1988-96	5.8L 351cid	351W Eng.	103028
	1983-87	6.9L 420cid		103043
	1988-94	7.3L 445cid		103043
E-350 Econoline Club Wagon	1980-82	4.9L 300cid		103085
	1983-96	4.9L 300cid		103024
	1981-87	5.8L 351cid	351W Eng.	103040
	1988-96	5.8L 351cid	351W Eng.	103028
	1983-87	6.9L 420cid		103043
	1988-94	7.3L 445cid		103043
Escape	2004-05	3.0L 182cid		103146
F Super Duty	1990-93	7.3L 445cid		103043
	1994	7.3L 445cid	Indirect Injection	103043
	1990-92	7.5L 460cid		103080
	1993-97	7.5L 460cid		103081
F-100	1981-82	4.2L 255cid		103023
	1975-79	4.9L 300cid	RWD	103088
	1980-82	4.9L 300cid		103085
	1983	4.9L 300cid		103024
	1980-83	5.0L 302cid		103023
F-100 Pickup	1965-74	4.9L 300cid		103088
F-150	1975-79	4.9L 300cid	RWD	103088
	1980-82	4.9L 300cid		103085
	1983-96	4.9L 300cid		103024
	1980-96	5.0L 302cid		103023
	1981-87	5.8L 351cid	351W Eng.	103040
	1988-96	5.8L 351cid	351W Eng.	103028
F-250	1975-79	4.9L 300cid	RWD	103088
	1980-82	4.9L 300cid		103085
	1983-96	4.9L 300cid		103024
	1980-96	5.0L 302cid		103023
	1981-87	5.8L 351cid	351W Eng.	103040
	1988-96	5.8L 351cid	351W Eng.	103028
	1997	5.8L 351cid	351W Eng.; over 8500 GVW	103028
	1983-87	6.9L 420cid		103043
	1988-93	7.3L 445cid		103043
	1994	7.3L 445cid	Indirect Injection	103043

MODEL	YEAR	ENGINE	ADDITIONAL	PART NUMBER
FORD TRUCK				
F-250 (Cont'd)	1983-89	7.5L 460cid	Screw-in dipstick tube	103020
	1989-92	7.5L 460cid	Push-in dipstick tube	103080
	1993-96	7.5L 460cid		103081
	1997	7.5L 460cid	Over 8500 GVW	103081
F-250 Pickup	1966	3.9L 240cid		103088
	1965-74	4.9L 300cid		103088
F-350	1975-79	4.9L 300cid	RWD	103088
	1980-82	4.9L 300cid		103085
	1983-96	4.9L 300cid		103024
	1982-83	5.8L 351cid		103040
	1984-85	5.8L 351cid	351W Eng.	103040
	1986-87	5.8L 351cid		103040
	1988-97	5.8L 351cid		103028
	1983-87	6.9L 420cid		103043
	1988-93	7.3L 445cid		103043
	1994	7.3L 445cid	Indirect Injection	103043
	1983-89	7.5L 460cid	Screw-in dipstick tube	103020
	1989-92	7.5L 460cid	Push-in dipstick tube	103080
	1993-97	7.5L 460cid		103081
	F-350 Pickup	1967-71	3.9L 240cid	
1965		4.9L 300cid		103088
1968-74		4.9L 300cid		103088
P-350	1971-72	3.9L 240cid	From Chassis #K20001	103088
	1971-74	4.9L 300cid	From Chassis #K20001	103088
Ranchero	1978-79	5.0L 302cid	W/ oil level sensor hole (dipstick tube in pan)	103084
Ranger	1991-92	3.0L 182cid		103027
	1993-97	3.0L 182cid	W/ Oil Level Sensor	103029
Windstar	1995-98	3.0L 182cid	W/ Oil Level Sensor Hole	103041
	1995-98	3.0L 182cid	W/o Oil Level Sensor Hole	103026
GEO				
Prizm	1990-92	1.6L 1587cc	6 in 8th position of VIN	103038
	1990-92	1.6L 1587cc	GSi; 5 in 8th position of VIN	103096
	1989	1.6L 1588cc		103038
	1993-97	1.6L 1588cc		103100
GEO TRUCK				
Tracker	1989-95	1.6L 1588cc		103051
GMC				
C15	1977-78	5.0L 305cid		103036
	1976	6.6L 400cid		103036
	1978	6.6L 400cid		103036
C15 Suburban	1977-78	5.0L 305cid		103036

MODEL	YEAR	ENGINE	ADDITIONAL	PART NUMBER
GMC				
C15/C1500 Pickup	1967	4.6L 283cid		103036
	1968-73	5.0L 307cid		103036
	1967	5.3L 327cid		103036
	1968	5.4L 327cid		103036
C15/C1500 Suburban	1968-73	5.0L 307cid		103036
	1968	5.4L 327cid		103036
C1500	1986	4.3L 262cid		103035
	1988-95	4.3L 262cid		103035
	1979	5.0L 305cid		103036
	1980-85	5.0L 305cid		103034
	1986	5.0L 305cid		103033
	1988-99	5.0L 305cid		103033
	1980-85	5.7L 350cid	Gas Engine	103034
	1986	5.7L 350cid	M in 8th position of VIN	103033
	1988-91	5.7L 350cid	4 quart capacity	103033
	1992	5.7L 350cid	W/o emission option NA4, 4 quart capacity	103033
	1993-99	5.7L 350cid	4 quart capacity	103033
	1979-80	6.6L 400cid		103036
C1500 Suburban	1979	5.0L 305cid		103036
	1980-85	5.0L 305cid		103034
	1986	5.0L 305cid		103033
	1980-85	5.7L 350cid	Gas Engine	103034
	1986	5.7L 350cid	M in 8th position of VIN	103033
	1992	5.7L 350cid	W/o emission option NA4, 4 quart capacity	103033
	1993-99	5.7L 350cid	4 quart capacity	103033
C25	1977-78	5.0L 305cid		103036
	1976-78	6.6L 400cid		103036
C25 Suburban	1977-78	5.0L 305cid		103036
	1978	6.6L 400cid		103036
C25/C2500 Pickup	1967	4.6L 283cid		103036
	1968-73	5.0L 307cid		103036
	1967	5.3L 327cid		103036
	1968	5.4L 327cid		103036
C25/C2500 Suburban	1968-73	5.0L 307cid		103036
	1968	5.4L 327cid		103036
C2500	1986	4.3L 262cid		103035
	1988-95	4.3L 262cid		103035
	1979	5.0L 305cid		103036
	1980-85	5.0L 305cid		103034
	1986	5.0L 305cid		103033
	1988-97	5.0L 305cid		103033
	1980-85	5.7L 350cid	Gas Engine	103034

MODEL	YEAR	ENGINE	ADDITIONAL	PART NUMBER
GMC				
C2500 (Cont'd)	1986	5.7L 350cid	M in 8th position of VIN	103033
	1988-91	5.7L 350cid	4 quart capacity	103033
	1992	5.7L 350cid	W/o emission option NA4, 4 quart capacity	103033
	1993-00	5.7L 350cid	4 quart capacity	103033
	1979	6.6L 400cid		103036
C2500 Suburban	1982-85	5.0L 305cid		103034
	1986	5.0L 305cid		103033
	1980-85	5.7L 350cid	Gas Engine	103034
	1986	5.7L 350cid	M in 8th position of VIN	103033
	1992	5.7L 350cid	W/o emission option NA4, 4 quart capacity	103033
	1993-99	5.7L 350cid	4 quart capacity	103033
	1980	6.6L 400cid		103036
C35	1978	5.0L 305cid		103036
	1976-78	6.6L 400cid		103036
C35/C3500 Pickup	1967	4.6L 283cid		103036
	1968-73	5.0L 307cid		103036
	1967	5.3L 327cid		103036
	1968	5.4L 327cid		103036
C3500	1986	5.0L 305cid		103033
	1980-85	5.7L 350cid	Gas Engine	103034
	1986	5.7L 350cid	M in 8th position of VIN	103033
	1988-91	5.7L 350cid	4 quart capacity	103033
	1992	5.7L 350cid	W/o emission option NA4, 4 quart capacity	103033
	1993-00	5.7L 350cid	4 quart capacity	103033
	1979	6.6L 400cid		103036
Caballero	1979	4.4L 267cid		103090
	1980-82	4.4L 267cid		103034
	1978-79	5.0L 305cid		103090
	1980-85	5.0L 305cid		103034
	1986-87	5.0L 305cid		103033
	1978-79	5.7L 350cid		103036
G15	1977-78	5.0L 305cid		103036
	1975-78	5.7L 350cid		103036
	1976	6.6L 400cid		103036
G15/G1500 Van	1967	4.6L 283cid		103036
	1968-73	5.0L 307cid		103036
	1971-74	5.7L 350cid		103036
G1500	1986-95	4.3L 262cid		103035
	1979	5.0L 305cid		103036
	1980-85	5.0L 305cid		103034
	1986-95	5.0L 305cid		103033
	1979	5.7L 350cid		103036

MODEL	YEAR	ENGINE	ADDITIONAL	PART NUMBER
GMC				
G1500 (Cont'd)	1980-85	5.7L 350cid		103034
	1987-91	5.7L 350cid	4 quart capacity	103033
	1992	5.7L 350cid	W/o emission option NA4, 4 quart capacity	103033
	1993	5.7L 350cid	4 quart capacity	103033
	1979	6.6L 400cid		103036
G25	1977-78	5.0L 305cid		103036
	1975-78	5.7L 350cid		103036
	1975-78	6.6L 400cid		103036
G25/G2500 Van	1967	4.6L 283cid		103036
	1968-73	5.0L 307cid		103036
	1971-74	5.7L 350cid		103036
G2500	1986-95	4.3L 262cid		103035
	1979	5.0L 305cid		103036
	1980-85	5.0L 305cid		103034
	1986-95	5.0L 305cid		103033
	1979	5.7L 350cid		103036
	1980-85	5.7L 350cid		103034
	1986	5.7L 350cid	M in 8th position of VIN	103033
	1987-91	5.7L 350cid	4 quart capacity	103033
	1992	5.7L 350cid	W/o emission option NA4, 4 quart capacity	103033
	1993-95	5.7L 350cid	4 quart capacity	103033
	1979-80	6.6L 400cid		103036
G35	1975-78	5.7L 350cid		103036
	1975-78	6.6L 400cid		103036
G35/G3500 Van	1971-74	5.7L 350cid		103036
G3500	1986-95	4.3L 262cid		103035
	1981	5.0L 305cid		103034
	1979	5.7L 350cid		103036
	1980-85	5.7L 350cid		103034
	1986	5.7L 350cid	M in 8th position of VIN	103033
	1987-91	5.7L 350cid	4 quart capacity	103033
	1992	5.7L 350cid	W/o emission option NA4, 4 quart capacity	103033
	1993-96	5.7L 350cid	4 quart capacity	103033
	1989	6.2L 379cid	4 quart capacity	103033
	1979-80	6.6L 400cid		103036
Jimmy	1992-95	4.3L 262cid	RWD	103055
	1977-79	5.0L 305cid		103036
	1980-85	5.0L 305cid		103034
	1986-87	5.0L 305cid		103033
	1970-72	5.0L 307cid		103036
	1980-85	5.7L 350cid	Gas Engine	103034

MODEL	YEAR	ENGINE	ADDITIONAL	PART NUMBER
GMC				
Jimmy (Cont'd)	1987-91	5.7L 350cid	4 quart capacity	103033
	1975-79	6.6L 400cid		103036
K15	1977-78	5.0L 305cid		103036
	1975-78	6.6L 400cid		103036
K15 Suburban	1977-78	5.0L 305cid		103036
	1975-78	6.6L 400cid		103036
K15/K1500 Pickup	1967	4.6L 283cid		103036
	1968-70	5.0L 307cid		103036
	1967	5.3L 327cid		103036
	1968	5.4L 327cid		103036
K15/K1500 Suburban	1968	5.0L 307cid		103036
	1970-73	5.0L 307cid		103036
	1968	5.4L 327cid		103036
K1500	1986	4.3L 262cid		103035
	1988-95	4.3L 262cid		103035
	1979	5.0L 305cid		103036
	1981-85	5.0L 305cid		103034
	1986	5.0L 305cid		103033
	1988-99	5.0L 305cid		103033
	1980-85	5.7L 350cid	Gas Engine	103034
	1988-91	5.7L 350cid	4 quart capacity	103033
	1992	5.7L 350cid	W/o emission option NA4, 4 quart capacity	103033
	1993-99	5.7L 350cid	4 quart capacity	103033
	1989	6.2L 379cid	4 quart capacity	103033
	1979-80	6.6L 400cid		103036
K1500 Suburban	1979	5.0L 305cid		103036
	1982-85	5.0L 305cid		103034
	1980-85	5.7L 350cid	Gas Engine	103034
	1992	5.7L 350cid	W/o emission option NA4, 4 quart capacity	103033
	1993-99	5.7L 350cid	4 quart capacity	103033
	1979	6.6L 400cid		103036
K25	1977-78	5.0L 305cid		103036
	1975-78	6.6L 400cid		103036
K25 Suburban	1977-78	5.0L 305cid		103036
	1975-78	6.6L 400cid		103036
K25/K2500 Pickup	1967	4.6L 283cid		103036
	1968-70	5.0L 307cid		103036
	1967	5.3L 327cid		103036
	1968	5.4L 327cid		103036
K25/K2500 Suburban	1968-70	5.0L 307cid		103036
	1972-73	5.0L 307cid		103036
	1968	5.4L 327cid		103036

MODEL	YEAR	ENGINE	ADDITIONAL	PART NUMBER
GMC				
K2500	1988-95	4.3L 262cid		103035
	1988-95	5.0L 305cid		103033
	1998	5.0L 305cid		103033
	1980-85	5.7L 350cid	Gas Engine	103034
	1986	5.7L 350cid	M in 8th position of VIN	103033
	1988-91	5.7L 350cid	4 quart capacity	103033
	1992	5.7L 350cid	W/o emission option NA4, 4 quart capacity	103033
	1993-00	5.7L 350cid	4 quart capacity	103033
	1979-80	6.6L 400cid		103036
K2500 Suburban	1980-85	5.7L 350cid	Gas Engine	103034
	1986	5.7L 350cid	M in 8th position of VIN	103033
	1992	5.7L 350cid	W/o emission option NA4, 4 quart capacity	103033
	1993-99	5.7L 350cid	4 quart capacity	103033
	1979-80	6.6L 400cid		103036
K35	1977	6.6L 400cid		103036
K35/K3500 Pickup	1968-73	5.0L 307cid		103036
	1967	5.3L 327cid		103036
	1968	5.4L 327cid		103036
K3500	1980-85	5.7L 350cid	Gas Engine	103034
	1986	5.7L 350cid	M in 8th position of VIN	103033
	1988-91	5.7L 350cid	4 quart capacity	103033
	1992	5.7L 350cid	W/o emission option NA4, 4 quart capacity	103033
	1993-00	5.7L 350cid	4 quart capacity	103033
	1979-80	6.6L 400cid		103036
P25	1975-78	5.7L 350cid		103036
P25/P2500 Van	1968-73	5.0L 307cid		103036
	1970-74	5.7L 350cid		103036
P2500	1979	5.7L 350cid		103036
	1980-85	5.7L 350cid		103034
	1986	5.7L 350cid		103033
	1987-89	5.7L 350cid	4 quart capacity	103033
P35	1975-78	5.7L 350cid		103036
P35/P3500 Van	1968-73	5.0L 307cid		103036
	1970-74	5.7L 350cid		103036
P3500	1990-93	4.3L 262cid		103035
	1979	5.7L 350cid		103036
	1980-85	5.7L 350cid		103034
	1986	5.7L 350cid		103033
	1987-91	5.7L 350cid	4 quart capacity	103033
	1992	5.7L 350cid	W/o emission option NA4, 4 quart capacity	103033
	1993	5.7L 350cid	4 quart capacity	103033

MODEL	YEAR	ENGINE	ADDITIONAL	PART NUMBER
GMC				
R1500	1987	4.3L 262cid		103035
	1987	5.0L 305cid		103033
	1987	5.7L 350cid	4 quart capacity	103033
R1500 Suburban	1987	5.0L 305cid		103033
	1987-91	5.7L 350cid	4 quart capacity	103033
R2500	1987	4.3L 262cid		103035
	1987	5.0L 305cid		103033
	1987-89	5.7L 350cid	4 quart capacity	103033
R2500 Suburban	1987-91	5.7L 350cid	4 quart capacity	103033
R3500	1987-91	5.7L 350cid	4 quart capacity	103033
S15	1985-90	2.5L 151cid		103153
	1982	2.8L 173cid	Requires Rubber Rear Main Seal	103054
	1983-86	2.8L 173cid	RWD	103054
	1987-89	2.8L 173cid	RWD	103091
	1990	2.8L 173cid		103091
	1988-90	4.3L 262cid	RWD	103055
S15 Jimmy	1985-88	2.5L 151cid		103153
	1983-86	2.8L 173cid	RWD	103054
	1987-89	2.8L 173cid	RWD	103091
	1988-91	4.3L 262cid	RWD	103055
Safari	1985-90	2.5L 151cid		103153
	1986-89	4.3L 262cid		103035
	1990-95	4.3L 262cid	RWD	103035
Savana 1500	1996	4.3L 262cid		103035
	1996-01	5.0L 305cid		103033
	1996-01	5.7L 350cid	4 quart capacity	103033
Savana 2500	1996-01	5.0L 305cid		103033
	1996-01	5.7L 350cid	4 quart capacity	103033
Savana 3500	1996-01	5.7L 350cid	4 quart capacity	103033
Sonoma	1991-93	2.5L 151cid		103153
	1991-93	2.8L 173cid		103091
	1991-95	4.3L 262cid	RWD	103055
Sprint	1976-77	5.0L 305cid		103036
	1971-73	5.0L 307cid		103036
	1971-77	5.7L 350cid		103036
	1974-76	6.6L 400cid		103036
Suburban	1967	5.3L 327cid		103036
V1500	1987	4.3L 262cid		103035
	1987	5.0L 305cid		103033
	1987	5.7L 350cid	4 quart capacity	103033
V1500 Suburban	1987-91	5.7L 350cid	4 quart capacity	103033
V2500	1987	5.7L 350cid	4 quart capacity	103033

MODEL	YEAR	ENGINE	ADDITIONAL	PART NUMBER
GMC				
V2500 Suburban	1987-91	5.7L 350cid	4 quart capacity	103033
V3500	1987-91	5.7L 350cid	4 quart capacity	103033
Yukon	1992	5.7L 350cid	W/o emission option NA4, 4 quart capacity	103033
	1993-98	5.7L 350cid	4 quart capacity	103033
HONDA				
Accord	1984-85	1.8L 1829cc	Carbureted engine	103101
	1985	1.8L 1829cc	SEi; FI	103037
	1986-89	2.0L 1955cc		103037
	1990-97	2.2L 2156cc		103065
	1998-02	2.3L 2254cc		103067
	2003-06	2.4L 2354cc		103195
CRX	1988-91	1.5L 1493cc		103064
	1988-91	1.6L 1590cc		103064
Civic	1988-95	1.5L 1493cc		103064
	1988-95	1.6L 1590cc		103064
	1996-97	1.6L 1590cc	D16Y8 Eng	103066
	1996-00	1.6L 1590cc	D16Y7 Eng	103066
	2003-05	2.0L 1998cc		103195
Civic del Sol	1993-95	1.5L 1493cc		103064
	1993-95	1.6L 1590cc		103064
Prelude	1983-87	1.8L 1829cc		103037
	1985-87	2.0L 1955cc		103037
	1992-96	2.2L 2156cc		103065
HONDA TRUCK				
CR-V	1997-01	2.0L 1972cc		103068
	2003-05	2.4L 2354cc		103195
Element	2003-05	2.4L 2354cc		103195
Odyssey	1995-97	2.2L 2156cc		103065
	1998	2.3L 2234cc		103067
HYUNDAI				
Accent	1995-03	1.5L 1495cc		103169
	2001-04	1.6L 1600cc		103169
Excel	1990-94	1.5L 1468cc		103057
Scoupe	1991-92	1.5L 1468cc		103057
	1995	1.5L 1495cc		103169
INFINITI				
I30	1996-99	3.0L 2988cc		103070
INTERNATIONAL				
1000	1988-93	7.3L 444cid		103102
3000	1990-93	7.3L 444cid		103102
4000	1990-93	7.3L 444cid		103102
S1600	1988-89	7.3L 444cid		103102

MODEL	YEAR	ENGINE	ADDITIONAL	PART NUMBER
INTERNATIONAL				
S1700	1988-89	7.3L 444cid		103102
Scout II	1971	3.8L 232cid		103079
	1973	4.2L 258cid		103079
ISUZU TRUCK				
Oasis	1996-97	2.2L 2156cc		103065
	1999	2.3L 2234cc		103067
	1998	2.3L 2254cc		103067
JEEP				
CJ5	1980-83	2.5L 151cid		103153
CJ6	1972-75	3.8L 232cid		103079
	1972-75	4.2L 258cid		103079
CJ7	1980-83	2.5L 151cid		103153
	1976-86	4.2L 258cid		103079
Cherokee	1987-01	4.0L 242cid		103072
	1974-83	4.2L 258cid		103079
Comanche	1987-92	4.0L 242cid		103072
DJ5	1972-73	3.8L 232cid		103079
	1973	4.2L 258cid		103079
Grand Cherokee	1993-98	4.0L 242cid		103072
Grand Wagoneer	1984-86	4.2L 258cid		103079
Jeepster	1972-73	3.8L 232cid		103079
	1972-73	4.2L 258cid		103079
Scrambler	1981-83	2.5L 151cid		103153
Wagoneer	1971	3.8L 232cid		103079
	1987-90	4.0L 242cid		103072
	1972-73	4.2L 258cid		103079
	1980-83	4.2L 258cid		103079
Wrangler	1991-95	4.0L 242cid		103072
	1997-99	4.0L 242cid		103072
	1987-90	4.2L 258cid		103079
LINCOLN				
Continental	1980	5.0L 302cid		103030
	1982-83	5.0L 302cid		103030
	1984-87	5.0L 302cid		103031
Mark VI	1980-83	5.0L 302cid		103030
Mark VII	1984-92	5.0L 302cid		103031
Town Car	1991-98	4.6L 281cid		103071
	1982-83	5.0L 302cid		103030
	1984-90	5.0L 302cid		103031
Versailles	1978-79	5.0L 302cid	W/ oil level sensor hole (dipstick tube in pan)	103084

MODEL	YEAR	ENGINE	ADDITIONAL	PART NUMBER
MAZDA				
323	1988-89	1.6L 1597cc	Naturally Aspirated	103045
	1990-94	1.6L 1597cc		103082
626	1983	2.0L 1970cc		103167
	1993-02	2.0L 1991cc		103083
	1984-87	2.0L 1998cc		103167
	1988-92	2.2L 2184cc		103086
MX-3	1992-93	1.6L 1597cc		103082
	1994-95	1.6L 1597cc		103087
MX-6	1993-97	2.0L 1991cc		103083
Protege	1995	1.5L 1489cc		103087
	1999-01	1.6L 1589cc		103082
	2001-03	2.0L 2000cc		103083
Protege5	2002-03	2.0L 2000cc		103083
MAZDA TRUCK				
B3000	1994	3.0L 2983cc	W/ oil level sensor	103029
MERCURY				
Capri	1980-82	4.2L 255cid		103030
	1979	5.0L 302cid	W/ oil level sensor hole (dipstick tube in pan)	103084
	1982-83	5.0L 302cid		103030
	1984-86	5.0L 302cid	W/ oil level sensor hole	103031
	1984-86	5.0L 302cid	W/o Oil Level Sensor Hole	103030
Colony Park	1987-91	5.0L 302cid	W/ oil level sensor hole	103031
	1987-91	5.0L 302cid	W/o Oil Level Sensor Hole	103030
Cougar	1980-82	4.2L 255cid		103030
	1978-79	5.0L 302cid	W/ oil level sensor hole (dipstick tube in pan)	103084
	1980-81	5.0L 302cid		103030
	1983	5.0L 302cid		103030
	1984-88	5.0L 302cid	W/ oil level sensor hole	103031
	1984-88	5.0L 302cid	W/o Oil Level Sensor Hole	103030
	1991-93	5.0L 302cid	W/ oil level sensor hole	103031
	1991-93	5.0L 302cid	W/o Oil Level Sensor Hole	103030
Grand Marquis	1981-82	4.2L 255cid		103030
	1992-98	4.6L 281cid		103071
	1979	5.0L 302cid	Dipstick in block	103030
	1979	5.0L 302cid	W/ oil level sensor hole (dipstick tube in pan)	103084
	1980-83	5.0L 302cid		103030
	1984-91	5.0L 302cid	W/ oil level sensor hole	103031
	1984-91	5.0L 302cid	W/o Oil Level Sensor Hole	103030
Marquis	1979	5.0L 302cid	W/ oil level sensor hole (dipstick tube in pan)	103084
	1985	5.0L 302cid	W/ oil level sensor hole	103031
	1985	5.0L 302cid	W/o Oil Level Sensor Hole	103030
Monarch	1978-79	5.0L 302cid	W/ oil level sensor hole (dipstick tube in pan)	103084

MODEL	YEAR	ENGINE	ADDITIONAL	PART NUMBER
MERCURY				
Sable	1986-90	3.0L 182cid	W/ Oil Level Sensor Hole	103044
	1986-90	3.0L 182cid	W/o Oil Level Sensor Hole	103025
	1991-95	3.0L 182cid	W/ Oil Level Sensor Hole	103041
	1991-95	3.0L 182cid	W/o Oil Level Sensor Hole	103026
	1996-99	3.0L 182cid	U in 8th position of VIN	103026
Topaz	1992-94	3.0L 182cid		103026
Tracer	1987-89	1.6L 98cid		103045
Zephyr	1980-81	4.2L 255cid		103030
	1978-79	5.0L 302cid	W/ oil level sensor hole (dipstick tube in pan)	103084
	1979	5.0L 302cid	Dipstick in block	103030
MITSUBISHI				
Eclipse	1995-99	2.0L 1997cc	Naturally Aspirated	103061
Mirage	1987-90	1.5L 1468cc		103057
	1991-96	1.5L 1468cc		103058
Precis	1990-94	1.5L 1468cc		103057
NISSAN				
200SX	1995-98	1.6L 1597cc		103069
Maxima	1995-99	3.0L 2988cc	Lower Pan	103070
NX	1991-93	1.6L 1597cc		103069
Sentra	1991-99	1.6L 1597cc		103069
OLDSMOBILE				
Achieva	1992-93	2.3L 138cid	W/ stamp 24570333	103047
	1994	2.3L 138cid	W/ stamp 24571250	103047
	1992-93	2.3L 140cid	W/ stamp 24570333	103047
	1994	2.3L 140cid	W/ stamp 24571250	103047
Custom Cruiser	1991	5.0L 305cid	W/o Oil Level Sensor Hole	103033
	1991-92	5.0L 305cid	W/ Oil Level Sensor Hole	103049
	1992	5.7L 350cid	W/ Oil Level Sensor Hole	103049
Cutlass	1980	5.0L 305cid		103034
	1985	5.0L 305cid		103034
	1986-87	5.0L 305cid		103033
	1978	5.7L 350cid		103036
	1979	5.7L 350cid		103090
	1979	5.7L 350cid	Gas Engine	103090
Cutlass Calais	1988-91	2.3L 138cid	W/ stamp 24570333	103047
	1988-91	2.3L 138cid	W/ stamp 22538921	103046
	1989-91	2.3L 140cid	W/ stamp 24570333	103047
	1989-91	2.3L 140cid	W/ stamp 22538921	103046
	1980	5.0L 305cid		103034
	1984	5.0L 305cid		103034
	1979	5.7L 350cid		103090

MODEL	YEAR	ENGINE	ADDITIONAL	PART NUMBER
OLDSMOBILE				
Cutlass Ciera	1982-87	2.5L 151cid		103153
	1982-86	2.8L 173cid		103089
	1987-89	2.8L 173cid		103032
Cutlass Cruiser	1987	2.5L 151cid		103153
	1987-89	2.8L 173cid		103032
	1980	5.0L 305cid		103034
	1982-83	5.0L 305cid		103034
Cutlass Salon	1978-79	5.0L 305cid		103090
	1980	5.0L 305cid		103034
	1979	5.7L 350cid		103090
Cutlass Supreme	1990-91	2.3L 138cid	W/ stamp 24570333	103047
	1990-91	2.3L 138cid	W/ stamp 22538921	103046
	1990	2.3L 140cid	W/ stamp 24570333	103047
	1990	2.3L 140cid	W/ stamp 22538921	103046
	1988-89	2.8L 173cid		103032
	1989-92	3.1L 189cid		103032
	1993	3.1L 189cid	T in 8th position of VIN	103032
	1991-94	3.4L 207cid		103032
	1995-96	3.4L 207cid		103048
	1982	4.4L 267cid		103034
	1980	5.0L 305cid		103034
	1983	5.0L 305cid		103034
	1985	5.0L 305cid		103034
	1986-87	5.0L 305cid		103033
	1978	5.7L 350cid		103036
1979	5.7L 350cid		103090	
Delta 88	1982	4.4L 267cid		103034
	1977	5.7L 350cid		103036
Firenza	1987-88	2.0L 122cid	K in 8th position of VIN	103052
	1985-86	2.8L 173cid		103089
	1987	2.8L 173cid		103032
Omega	1980-84	2.5L 151cid		103153
	1980-84	2.8L 173cid		103089
	1977-79	5.0L 305cid		103036
	1977	5.7L 350cid	L in 5th position of VIN	103036
	1978-79	5.7L 350cid		103036
Starfire	1979-80	2.5L 151cid		103153
OLDSMOBILE TRUCK				
Silhouette	1990-94	3.1L 189cid		103032

MODEL	YEAR	ENGINE	ADDITIONAL	PART NUMBER
PLYMOUTH				
Acclaim	1989-95	2.5L 153cid		103022
	1989-95	3.0L 181cid		103021
Caravelle	1986-88	2.5L 153cid		103022
Neon	1995-96	2.0L 122cid		103056
Prowler	1997	3.5L 215cid		103092
Reliant	1986-89	2.5L 153cid		103022
Sundance	1988-94	2.5L 153cid		103022
	1992-94	3.0L 181cid		103021
PLYMOUTH TRUCK				
Grand Voyager	1990-00	3.3L 201cid	W/o Oil Level Sensor Hole	103059
	1994-95	3.8L 230cid	W/o Oil Level Sensor Hole	103059
PB100	1975-80	5.2L 318cid		103062
PB100 Van	1974	5.2L 318cid		103062
PB150	1981	5.2L 318cid		103062
	1983	5.2L 318cid		103062
PB200	1975-80	5.2L 318cid		103062
PB200 Van	1974	5.2L 318cid		103062
PB250	1981-83	5.2L 318cid		103062
PB300	1975-80	5.2L 318cid		103062
PB300 Van	1974	5.2L 318cid		103062
PB350	1981-83	5.2L 318cid		103062
Trailduster	1974-81	5.2L 318cid		103062
Voyager	1987-95	2.5L 153cid		103022
	1987-00	3.0L 181cid		103021
	1991-00	3.3L 201cid	W/o Oil Level Sensor Hole	103059
PONTIAC				
6000	1982-87	2.5L 151cid		103153
	1982-86	2.8L 173cid		103089
	1987-89	2.8L 173cid		103032
	1988-91	3.1L 189cid		103032
Bonneville	1983-85	5.0L 305cid		103034
Catalina	1981	4.4L 267cid		103034
	1981	5.0L 305cid		103034
Fiero	1984-87	2.5L 151cid		103153
	1985-86	2.8L 173cid		103089
	1987-88	2.8L 173cid		103032
Firebird	1982-86	2.5L 151cid		103153
	1982	2.8L 173cid	Requires Rubber Rear Main Seal	103054
	1983-86	2.8L 173cid		103054
	1987-89	2.8L 173cid		103091
	1990-92	3.1L 189cid		103091
	1981	4.4L 267cid		103034

MODEL	YEAR	ENGINE	ADDITIONAL	PART NUMBER
PONTIAC				
Firebird (Cont'd)	1977-79	5.0L 305cid		103036
	1980-85	5.0L 305cid		103034
	1986-92	5.0L 305cid		103033
	1978-79	5.7L 350cid		103036
	1987-92	5.7L 350cid		103033
	1993-97	5.7L 350cid	W/ Oil Level Sensor Hole	103049
Grand Am	1987-89	2.0L 122cid		103052
	1988-91	2.3L 138cid	W/ stamp 24570333	103047
	1988-91	2.3L 138cid	W/ stamp 22538921	103046
	1992-94	2.3L 138cid		103047
	1989-91	2.3L 140cid	W/ stamp 24570333	103047
	1989-91	2.3L 140cid	W/ stamp 22538921	103046
	1992-94	2.3L 140cid		103047
Grand Prix	1990-91	2.3L 138cid	W/ stamp 24570333	103047
	1990-91	2.3L 138cid	W/ stamp 22538921	103046
	1988-89	2.8L 173cid		103032
	1989-90	3.1L 189cid	Naturally Aspirated	103032
	1991-93	3.1L 189cid		103032
	1991-94	3.4L 207cid		103032
	1995-96	3.4L 207cid		103048
	1982	4.4L 267cid		103034
	1978-79	5.0L 305cid		103090
	1980	5.0L 305cid		103034
	1983-85	5.0L 305cid		103034
	1986-87	5.0L 305cid		103033
	LeMans	1989-90	2.0L 122cid	
1981		4.4L 267cid		103034
1977		5.0L 305cid		103036
1978-79		5.0L 305cid		103090
1980-81		5.0L 305cid		103034
1978		5.7L 350cid		103036
Parisienne	1981-85	5.0L 305cid		103034
	1986	5.0L 305cid		103033
Phoenix	1980-84	2.5L 151cid		103153
	1980-84	2.8L 173cid		103089
	1977-79	5.0L 305cid		103036
	1977	5.7L 350cid	L in 5th position of VIN	103036
	1978-79	5.7L 350cid		103036
Sunbird	1987-92	2.0L 122cid		103052
	1993-94	2.0L 122cid		103053
	1979-80	2.5L 151cid		103153
	1991-94	3.1L 189cid		103032

MODEL	YEAR	ENGINE	ADDITIONAL	PART NUMBER
PONTIAC				
Ventura	1977	5.0L 305cid		103036
	1971-72	5.0L 307cid		103036
	1977	5.7L 350cid	L in 5th position of VIN	103036
PONTIAC TRUCK				
Trans Sport	1990-95	3.1L 189cid		103032
SAAB				
9-3	1999	2.0L 1985cc		103152
900	1993-98	2.0L 1985cc		103152
SUBARU				
Impreza	1997	1.8L 1781cc		103148
	1997-01	2.2L 2212cc		103148
SUBARU TRUCK				
Forester	1999-05	2.5L 2458cc		103148
SUZUKI				
Esteem	1995	1.6L 1590cc		103050
Swift	1989-95	1.3L 1298cc		103050
	1992-93	1.6L 1590cc		103050
SUZUKI TRUCK				
Sidekick	1989	1.3L 1325cc		103051
	1989-95	1.6L 1590cc		103051
TOYOTA				
Camry	1992-01	2.2L 2164cc		103063
Celica	1990-93	1.6L 1587cc		103038
	1994	1.8L 1762cc	ST; From 9/94	103099
	1995-96	1.8L 1762cc	ST	103099
	1997	1.8L 1762cc	ST; To 12/97	103099
Corolla	1985-87	1.6L 1587cc	Sport GTS; 4AGEC Eng	103096
	1987	1.6L 1587cc		103096
	1988	1.6L 1587cc	W/ Oil Cooler	103096
	1988	1.6L 1587cc	W/o oil cooler	103038
	1988-91	1.6L 1587cc	GTS; 4AGE Eng	103078
	1989-92	1.6L 1587cc		103038
	1993-97	1.6L 1587cc		103100
	1994	1.8L 1762cc	From 9/94	103099
MR2	1985-87	1.6L 1587cc	W/ oil cooler	103096
	1988-89	1.6L 1587cc	W/ oil cooler	103078
	1988-89	1.6L 1587cc	W/o oil cooler	103038
Paseo	1992-94	1.5L 1497cc		103098
Solara	1999-01	2.2L 2164cc		103063
Tercel	1987-88	1.5L 1452cc		103098
	1987-94	1.5L 1456cc		103098

MODEL	YEAR	ENGINE	ADDITIONAL	PART NUMBER
VOLKSWAGEN				
Beetle	1999-03	1.8L 1781cc		103151
	1998-06	1.9L 1896cc		103150
	1998-05	2.0L 1984cc		103150
Corrado	1990-92	1.8L 1780cc		103149
Golf	1989-92	1.8L 1780cc		103149
	1996-97	1.8L 1780cc		103149
	1993-95	1.8L 1788cc		103149
	1998	1.8L 1788cc		103149
	1999-05	1.9L 1896cc		103150
	1999-05	2.0L 1984cc		103150
Jetta	1984-92	1.8L 1780cc		103149
	1993-95	1.8L 1788cc		103149
	1999-05	1.9L 1896cc		103150
	1999-05	2.0L 1984cc		103150
Passat	1993-97	1.9L 1896cc		103149
Rabbit	1983-84	1.6L 1588cc		103149
	1983-84	1.7L 1715cc		103149
	1983-84	1.8L 1780cc		103149
Rabbit Convertible	1983	1.7L 1715cc		103149
	1984	1.8L 1780cc		103149
VOLKSWAGEN TRUCK				
Rabbit Pickup	1983	1.6L 1588cc		103149
	1983	1.7L 1715cc		103149

Part No. 103020

FORD 7.5L, 460



1983-89
O.E. No: E7TZ6675A

Part No. 103021

CHRYSLER 3.0L, 181



1987-00
Oil level sensor port thread size M20-1.5
O.E. No: MD110686

Part No. 103022

**CHRYSLER 2.2L, 2.5L,
135, 153**



1986-95
O.E. No: 4343620, 4448707,
4448714, 4621159, 4621160

Part No. 103023

**FORD 4.2L, 5.0L,
255, 302**



1980-96
O.E. No: F6TZ6675MA

Part No. 103024

FORD 4.9L, 300



1983-96
O.E. No: F6TZ6675LA

Part No. 103025

FORD 3.0L, 182



1986-90
O.E. No: E9DZ6675F

Part No. 103026

FORD 3.0L, 182



1991-99
O.E. No: F68Z6675BA

Part No. 103027

FORD 3.0L, 182



1990-92
O.E. No: F09Z6675A

Part No. 103028

FORD 5.8L, 351

1988-97
O.E. No: F6TZ6675NA**Part No. 103029**

FORD, MAZDA 3.0L, 182

1993-97
Oil level sensor port thread size M20-1.5
O.E. No: F59Z6675A**Part No. 103030**

FORD 4.2L, 5.0L, 255, 302

1979-95
O.E. No: F1SZ6675B**Part No. 103031**

FORD 5.0L, 302

1984-95
Has removable plug for oil level sensor,
sensor thread thread size M20-1.5
O.E. No: F1SZ6675A**Part No. 103032**GM 2.8L, 3.1L, 3.4L,
173, 189, 2071987-95
O.E. No: 24504719**Part No. 103033**GM 5.0L, 5.7L, 6.2L,
305, 350, 3791986-01
O.E. No: 12528916**Part No. 103034**GM 4.4L, 5.0L, 5.7L,
267, 305, 3501980-85
O.E. No: 14082348**Part No. 103035**

GM 4.3L, 262

1986-96
O.E. No: 10054809

Part No. 103036

GM 4.3L, 4.6L, 4.8L, 5.0L,
5.3L, 5.4L, 5.7L, 6.6L,
262, 283, 292, 305, 327,
350, 400



1965-80
O.E. No: 465221

Part No. 103037

HONDA 1.8L, 2.0L



1983-89
O.E. No: 11200PH1030

Part No. 103038

GEO, TOYOTA 1.6L



1988-93
O.E. No: 1210115070

Part No. 103040

FORD 5.8L, 351

Picture unavailable
at time of publication.

1981-87
O.E. No: E7TZ6675E

Part No. 103041

FORD 3.0L, 182



1990-98
Oil level sensor port thread size M20-1.5
O.E. No: F5DZ6675A

Part No. 103042

FORD 5.0L, 302



1981-84
O.E. No: E0UZ6675B

Part No. 103043

FORD 6.9L, 7.3L,
420, 445



1983-94
O.E. No: E3TZ6675C

Part No. 103044

FORD 3.0L, 182



1986-90
Oil level sensor port thread size M20-1.5
O.E. No: E9DZ6675G

Part No. 103045

FORD, MAZDA 1.3L, 1.6L



1987-93
O.E. No: E9GZ6675A, B30810400A,
B30810400B

Part No. 103046

GM 2.3L, 138



1988-91
O.E. No: 22538921

Part No. 103047

GM 2.3L, 138



1988-94
O.E. No: 24571250

Part No. 103048

GM 3.4L, 207



1995-97
Oil level sensor port thread size M20-1.5
O.E. No: 24503557

Part No. 103049

GM 4.3L, 5.0L, 5.7L,
265, 305, 350



1991-97
Oil level sensor port thread size M20-1.5
O.E. No: 12557557

Part No. 103050

SUZUKI 1.3L, 1.6L



1989-95
O.E. No: 1151071C00, 1151071C01

Part No. 103051

ASUNA, GEO, SUZUKI
1.3L, 1.6L



1989-95
O.E. No: 96064359, 1151060A00, 1151060A01

Part No. 103052

GM 2.0L, 122



1987-92
O.E. No: 94658136

Part No. 103053

GM 2.0L, 122



1993-94
Oil level sensor port thread size M20-1.5
O.E. No: 93205953

Part No. 103054

GM 2.8L, 173



1982-86
O.E. No: 14033075, 14077878

Part No. 103055

GM 4.3L, 262

Picture unavailable
at time of publication.

1988-95
O.E. No: 12554258

Part No. 103056

CHRYSLER 2.0L, 122



1995-96
O.E. No: 4667785, 4777303

Part No. 103057

CHRYSLER, EAGLE,
HYUNDAI, MITSUBISHI
1.5L, 90



1987-94
O.E. No: MD095636

Part No. 103058

CHRYSLER, EAGLE,
MITSUBISHI 1.5L, 90



1991-96
O.E. No: MD150195, MD309537

Part No. 103059

CHRYSLER 3.3L, 3.8L,
201, 230



1990-03
O.E. No: 4483733AB

Part No. 103061

CHRYSLER, EAGLE,
MITSUBISHI 2.0L, 122



1995-99
O.E. No: 4777335

Part No. 103062

CHRYSLER 5.2L, 318



1971-91
O.E. No: 53009872

Part No. 103063

TOYOTA 2.2L



1992-01
O.E. No: 1210103031

Part No. 103064

HONDA 1.5L, 1.6L



1988-95
O.E. No: 11200P08020

Part No. 103065

HONDA, ISUZU 2.2L



1990-97
O.E. No: 11200PT0000, 11200PT0010

Part No. 103066

HONDA 1.6L



1996-00
O.E. No: 11200P2A000, 11200P2E000,
11200P2J000

Part No. 103067

HONDA, ISUZU 2.3L



1998-02
O.E. No: 11200PAAA00

Part No. 103068

HONDA 2.0L



1997-01
O.E. No: 11200P3F000

Part No. 103069

NISSAN 1.6L



1991-99
O.E. No: 1111077A12

Part No. 103070

NISSAN 3.0L



1995-99
O.E. No: 1111031U10, 1111031U22

Part No. 103071

FORD 4.6L, 281



1991-98
O.E. No: XL3Z6675AA

Part No. 103072

JEEP 4.0L, 242



1987-01
Oil level sensor port thread size 3/4-16
O.E. No: 53007839, 53020108, 53020207,
53020833, 53020833AB

Part No. 103078

TOYOTA 1.6L



1988-91
O.E. No: 1210116060

Part No. 103079

**INTERNATIONAL, JEEP
3.8L, 4.2L, 232, 258**



1971-90
O.E. No: J3243152

Part No. 103080

FORD 7.5L, 460



1989-92
O.E. No: E9TZ6675A

Part No. 103081

FORD 7.5L, 460



1993-97
O.E. No: F3TZ6675A

Part No. 103082

MAZDA 1.6L



1990-01
O.E. No: B36610400A, Z50110400

Part No. 103083

FORD, MAZDA 2.0L, 122

Picture unavailable
at time of publication.

1993-03
O.E. No: F42Z6675A

Part No. 103084

FORD 5.0L, 302



1978-79
O.E. No: D9BZ6675A

Part No. 103085

FORD 4.9L, 300



1980-82
O.E. No: E0TZ6675A

Part No. 103086

FORD, MAZDA 2.2L, 133



1988-92
O.E. No: E92Z6675A, FE3N10400B

Part No. 103087

MAZDA 1.5L, 1.6L



1994-95
O.E. No: B6BF10400A

Part No. 103088

FORD 3.9L, 4.9L,
240, 300

Picture unavailable
at time of publication.

1965-79
O.E. No: D5TZ6675A

Part No. 103089

GM 2.8L, 173



1980-86
O.E. No: 14077873

Part No. 103090

GM 4.4L, 5.0L, 5.7L,
267, 305, 350



1978-79
O.E. No: 464607

Part No. 103091

**GM 2.8L, 3.1L,
173, 189**



1987-93
O.E. No: 10078999

Part No. 103092

**CHRYSLER, EAGLE 3.3L,
3.5L, 201, 215**



1993-97
O.E. No: 4621168

Part No. 103096

GEO, GM, TOYOTA 1.6L



1985-92
O.E. No: 1210116030

Part No. 103098

TOYOTA 1.5L



1987-94
O.E. No: 1210111030, 1210111031

Part No. 103099

TOYOTA 1.8L



1994-97
O.E. No: 1211116120

Part No. 103100

GEO, TOYOTA 1.6L



1993-97
O.E. No: 1210102070

Part No. 103101

HONDA 1.8L



1984-85
O.E. No: 11200PD2000, 11200PH2010

Part No. 103102

INTERNATIONAL 7.3L, 444



1988-93

Part No. 103145

FORD 2.0L, 121

Picture unavailable
at time of publication.

2000-05
O.E. No: YS4Z6675BA

Part No. 103146

FORD 3.0L, 182



2004-05
O.E. No: 8L8Z6675A

Part No. 103148

SUBARU 1.8L, 2.2L, 2.5L



1997-05
O.E. No: 11109AA092, 11109AA093

Part No. 103149

VOLKSWAGEN 1.6L, 1.7L,
1.8L, 1.9L



1983-98
O.E. No: 49103601, 51103601

Part No. 103150

VOLKSWAGEN 1.9L, 2.0L



1998-06
O.E. No: 038103601NA,
038103603N

Part No. 103151

VOLKSWAGEN 1.8L



1999-03
Aluminum oil pan
O.E. No: 038103601MA

Part No. 103152

SAAB 2.0L



1993-99
O.E. No: 9144650

Part No. 103153

AMC, GM, JEEP 2.5L, 151

Picture unavailable
at time of publication.

1978-93
O.E. No: 10044683

Part No. 103167

MAZDA 2.0L



1983-87
O.E. No: F80110400A

Part No. 103169

HYUNDAI 1.5L, 1.6L

Picture unavailable
at time of publication.

1995-04
O.E. No: 2151026010

Part No. 103195

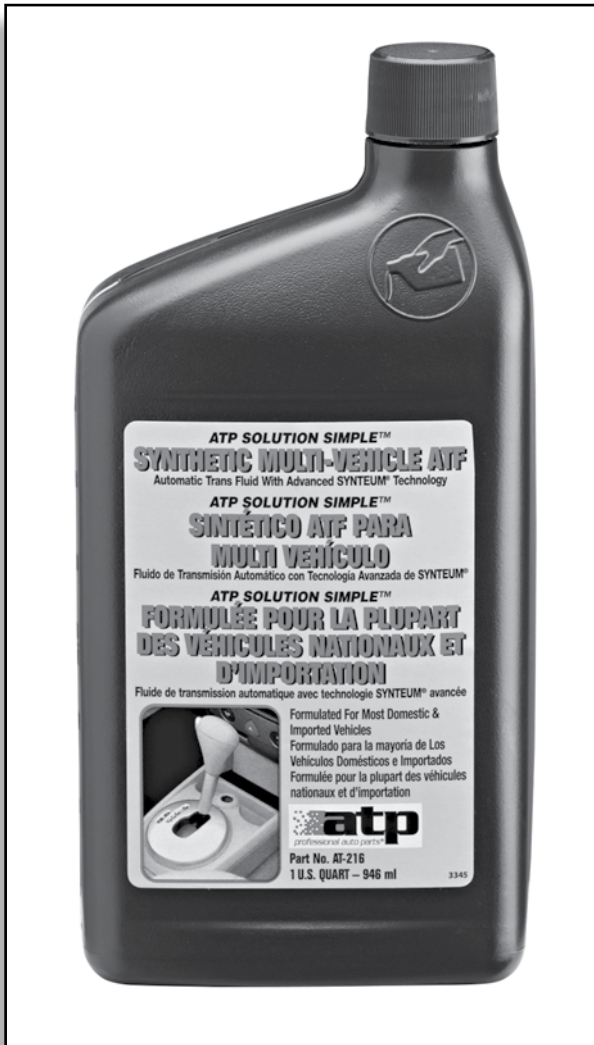
HONDA 2.0L, 2.4L



2002-06
O.E. No: 11200PNA000,
11200RAAA00

 **The Value Is In The Brand!**

ATP Solution Simple™ Synthetic Multi-Vehicle Automatic Transmission Fluid



- Premium Fluid For Virtually **ALL** Automatic Transmissions
- Formulated For Use In Domestic And Import Vehicles
- Provides Exceptional Stability In Extreme Low And High Temperature Operation
- Reduces Wear And Deposits Under Normal And Severe Duty Conditions
- Backward Compatible With Older ATFs – **NOT** For Use in CVT Or Type F Applications

**ATP Part No.: AT-216
1 Quart**

 **The Value Is In The Brand!**

MODEL	YEAR	ADDITIONAL	PART NUMBER
BUICK			
Rainier	2004-07	AWD	111002
CHEVROLET			
Trailblazer	2002-08	4WD	111001
GMC			
Envoy	2002-08	4WD	111001
ISUZU			
Ascender	2003-07	4WD	111001
OLDSMOBILE			
Bravada	2002-04	4WD	111001
	2002-04	AWD	111002
SAAB			
9-7x	2005-08	AWD	111002

Front Axle Disconnects are also called Intermediate Shaft Bearing Housing Disconnect Assembly, Bearing Front Wheel Intermediate Shaft, Splined Disconnect, or Gear Pod

 **The Value Is In The Brand!**

FRONT AXLE DISCONNECTS

MODEL	YEAR	POSITION	ADDITIONAL	PART NUMBER
CADILLAC				
Escalade	2002-06	Front	AWD; 3.73 ratio	111500
CHEVROLET				
Avalanche 1500	2002-04	Front	4WD; 3.73 ratio	111501
Blazer	1988-98	Front	4WD; 3.73 ratio	111504
	1992-98	Front	4WD; 3.42 ratio	111503
K1500	1988-95	Front	4WD; 4.10 ratio	111505
	1988-99	Front	4WD; 3.73 ratio	111504
	1992-98	Front	4WD; 3.42 ratio	111503
K1500 Suburban	1992-98	Front	4WD; 3.42 ratio	111503
	1992-99	Front	4WD; 3.73 ratio	111504
K2500	1988-95	Front	4WD; 4.10 ratio	111505
	1988-99	Front	4WD; 3.73 ratio	111504
	1992-98	Front	4WD; 3.42 ratio	111503
K2500 Suburban	1992-98	Front	4WD; 3.42 ratio	111503
	1992-99	Front	4WD; 3.73 ratio	111504
Silverado 1500	1999-06	Front	4WD; 4.10 ratio	111502
	1999-07	Front	4WD; 3.73 ratio	111501
	2005-06	Front	4WD; 3.42 ratio	111506
Silverado 1500 HD	2001-03	Front	4WD; 3.73 ratio	111501
	2001-03	Front	4WD; 4.10 ratio	111502
	2005-06	Front	4WD; 3.42 ratio	111506
	2005-06	Front	4WD; 4.10 ratio	111502
	2005-07	Front	4WD; 3.73 ratio	111501
Suburban 1500	2000-06	Front	4WD; 3.73 ratio	111501
	2000-06	Front	4WD; 4.10 ratio	111502
	2005-06	Front	4WD; 3.42 ratio	111506
	2006	Front	AWD; 3.73 ratio	111500
Tahoe	1995-98	Front	4WD; 3.42 ratio	111503
	1995-98	Front	4WD; 3.73 ratio	111504
	1999-06	Front	4WD; 3.73 ratio	111501
	1999-06	Front	4WD; 4.10 ratio	111502
	2005-06	Front	4WD; 3.42 ratio	111506
V10 Suburban	1988	Front	4WD; 3.73 ratio	111504
V1500 Suburban	1989-91	Front	4WD; 3.73 ratio	111504
V20 Suburban	1988	Front	4WD; 3.73 ratio	111504
V2500 Suburban	1989-91	Front	4WD; 3.73 ratio	111504
GMC				
Jimmy	1988-99	Front	4WD; 3.73 ratio	111504
	1992-98	Front	4WD; 3.42 ratio	111503
K1500	1988-95	Front	4WD; 4.10 ratio	111505
	1988-99	Front	4WD; 3.73 ratio	111504
	1992-98	Front	4WD; 3.42 ratio	111503

MODEL	YEAR	POSITION	ADDITIONAL	PART NUMBER
GMC				
K1500 Suburban	1992-98	Front	4WD; 3.42 ratio	111503
	1992-99	Front	4WD; 3.73 ratio	111504
K2500	1988-95	Front	4WD; 4.10 ratio	111505
	1988-99	Front	4WD; 3.73 ratio	111504
	1992-98	Front	4WD; 3.42 ratio	111503
K2500 Suburban	1992-98	Front	4WD; 3.42 ratio	111503
	1992-99	Front	4WD; 3.73 ratio	111504
Sierra 1500	1999-06	Front	4WD; 4.10 ratio	111502
	1999-07	Front	4WD; 3.73 ratio	111501
	2005-06	Front	4WD; 3.42 ratio	111506
Sierra 1500 HD	2001-03	Front	4WD; 3.73 ratio	111501
	2001-03	Front	4WD; 4.10 ratio	111502
	2005-06	Front	4WD; 3.42 ratio	111506
	2005-06	Front	4WD; 4.10 ratio	111502
	2005-07	Front	4WD; 3.73 ratio	111501
V1500 Suburban	1988-91	Front	4WD; 3.73 ratio	111504
V2500 Suburban	1988-91	Front	4WD; 3.73 ratio	111504
Yukon	1992-98	Front	4WD; 3.42 ratio	111503
	1992-98	Front	4WD; 3.73 ratio	111504
	1999-06	Front	4WD; 3.73 ratio	111501
	1999-06	Front	4WD; 4.10 ratio	111502
	2005-06	Front	4WD; 3.42 ratio	111506
Yukon XL 1500	2000-06	Front	4WD; 3.73 ratio	111501
	2000-06	Front	4WD; 4.10 ratio	111502
	2005-06	Front	4WD; 3.42 ratio	111506

DIFFERENTIAL COVERS

MODEL	YEAR	ENGINE	ADDITIONAL	● PART NUMBER
BUICK				
Electra	1982-84	4.1L 252cid	With 7.50 or 7.625 inch ring gear	111102
	1982-84	4.1L 252cid	With 8.50 or 8.625 inch ring gear	111101
	1982-84	5.0L 307cid	With 8.50 or 8.625 inch ring gear	111101
	1982-85	5.0L 307cid	With 7.50 or 7.625 inch ring gear	111102
	1982-84	5.7L 350cid	With 7.50 or 7.625 inch ring gear	111102
	1982-84	5.7L 350cid	With 8.50 or 8.625 inch ring gear	111101
Estate Wagon	1988-89	5.0L 307cid	With 8.50 or 8.625 inch ring gear	111101
LeSabre	1982-85	3.8L 231cid	With 7.50 or 7.625 inch ring gear	111102
	1982-85	3.8L 231cid	With 8.50 or 8.625 inch ring gear	111101
	1982-84	4.1L 252cid	With 7.50 or 7.625 inch ring gear	111102
	1982-84	4.1L 252cid	With 8.50 or 8.625 inch ring gear	111101
	1982-85	5.0L 307cid	With 7.50 or 7.625 inch ring gear	111102
	1982-85	5.0L 307cid	With 8.50 or 8.625 inch ring gear	111101
	1982-85	5.7L 350cid	With 7.50 or 7.625 inch ring gear	111102
	1982-85	5.7L 350cid	With 8.50 or 8.625 inch ring gear	111101
Regal	1982-87	3.8L 231cid	With 7.50 or 7.625 inch ring gear	111102
	1984-87	3.8L 231cid	With 8.50 or 8.625 inch ring gear	111101
	1982-84	4.1L 252cid	With 7.50 or 7.625 inch ring gear	111102
	1984	4.1L 252cid	With 8.50 or 8.625 inch ring gear	111101
	1982-84	4.3L 260cid	With 7.50 or 7.625 inch ring gear	111102
	1986-87	5.0L 307cid	With 7.50 or 7.625 inch ring gear	111102
	1986-87	5.0L 307cid	With 8.50 or 8.625 inch ring gear	111101
	1982-83	5.7L 350cid	With 7.50 or 7.625 inch ring gear	111102
	1985	5.7L 350cid	With 7.50 or 7.625 inch ring gear	111102
	1985	5.7L 350cid	With 8.50 or 8.625 inch ring gear	111101
Roadmaster	1991	5.0L 305cid	With 8.50 or 8.625 inch ring gear	111101
	1992-96	5.7L 350cid	With 8.50 or 8.625 inch ring gear	111101
CADILLAC				
Brougham	1991-92	5.0L 305cid	With 8.50 or 8.625 inch ring gear	111101
	1987-90	5.0L 307cid	With 7.50 or 7.625 inch ring gear	111102
	1990	5.0L 307cid	9 in 8th position of VIN; With 8.50 or 8.625 inch ring gear	111101
	1990	5.7L 350cid	With 7.50 or 7.625 inch ring gear	111102
	1990-92	5.7L 350cid	With 8.50 or 8.625 inch ring gear	111101
DeVille	1982-84	4.1L 250cid	With 7.50 or 7.625 inch ring gear	111102
	1982	4.1L 252cid	With 7.50 or 7.625 inch ring gear	111102
	1982-84	5.7L 350cid	With 7.50 or 7.625 inch ring gear	111102
Fleetwood	1982-87	4.1L 250cid	With 7.50 or 7.625 inch ring gear	111102
	1984	4.1L 250cid	With 8.50 or 8.625 inch ring gear	111101
	1986-87	4.1L 250cid	With 8.50 or 8.625 inch ring gear	111101
	1985	4.3L 260cid	With 7.50 or 7.625 inch ring gear	111102
	1988-90	4.5L 273cid	With 7.50 or 7.625 inch ring gear	111102
	1988-90	4.5L 273cid	With 8.50 or 8.625 inch ring gear	111101

● Gasket and internal magnet included. Phosphate coated for corrosion resistance.

MODEL	YEAR	ENGINE	ADDITIONAL	●PART NUMBER
CADILLAC				
Fleetwood (Cont'd)	1991-92	4.9L 300cid	With 8.50 or 8.625 inch ring gear	111101
	1986	5.0L 307cid	With 7.50 or 7.625 inch ring gear	111102
	1986	5.0L 307cid	With 8.50 or 8.625 inch ring gear	111101
	1982-85	5.7L 350cid	With 7.50 or 7.625 inch ring gear	111102
	1984	5.7L 350cid	With 8.50 or 8.625 inch ring gear	111101
	1993-96	5.7L 350cid	With 8.50 or 8.625 inch ring gear	111101
	1982-84	6.0L 368cid	With 7.50 or 7.625 inch ring gear	111102
	1984	6.0L 368cid	With 8.50 or 8.625 inch ring gear	111101
CADILLAC TRUCK				
Escalade	2002-05	5.3L 325cid	With 8.50 or 8.625 inch ring gear	111107
	1999-00	5.7L 350cid	With 8.50 or 8.625 inch ring gear	111107
	2002-06	6.0L 364cid	With 8.50 or 8.625 inch ring gear	111107
	2007-08	6.2L 378cid	With 8.50 or 8.625 inch ring gear	111107
CHEVROLET				
Camaro	1982-86	2.5L 151cid	With 7.50 or 7.625 inch ring gear	111102
	1982-89	2.8L 173cid	With 7.50 or 7.625 inch ring gear	111102
	1990-92	3.1L 189cid	With 7.50 or 7.625 inch ring gear	111102
	1993-95	3.4L 207cid	With 7.50 or 7.625 inch ring gear	111102
	1995-02	3.8L 231cid	With 7.50 or 7.625 inch ring gear	111102
	1982-92	5.0L 305cid	With 7.50 or 7.625 inch ring gear	111102
	1987-02	5.7L 350cid	With 7.50 or 7.625 inch ring gear	111102
Caprice	1982	3.8L 229cid	With 8.50 or 8.625 inch ring gear	111101
	1982-84	3.8L 229cid	With 7.50 or 7.625 inch ring gear	111102
	1982-84	3.8L 231cid	With 7.50 or 7.625 inch ring gear	111102
	1982-84	3.8L 231cid	With 8.50 or 8.625 inch ring gear	111101
	1985-90	4.3L 262cid	With 7.50 or 7.625 inch ring gear	111102
	1985-90	4.3L 262cid	With 8.50 or 8.625 inch ring gear	111101
	1992-93	4.3L 262cid	With 7.50 or 7.625 inch ring gear	111102
	1992-93	4.3L 262cid	With 8.50 or 8.625 inch ring gear	111101
	1994-96	4.3L 265cid	With 7.50 or 7.625 inch ring gear	111102
	1995-96	4.3L 265cid	With 8.50 or 8.625 inch ring gear	111101
	1982	4.4L 267cid	With 7.50 or 7.625 inch ring gear	111102
	1982	4.4L 267cid	With 8.50 or 8.625 inch ring gear	111101
	1982-93	5.0L 305cid	With 7.50 or 7.625 inch ring gear	111102
	1982-93	5.0L 305cid	With 8.50 or 8.625 inch ring gear	111101
	1986-90	5.0L 307cid	With 7.50 or 7.625 inch ring gear	111102
	1986-90	5.0L 307cid	With 8.50 or 8.625 inch ring gear	111101
	1982-96	5.7L 350cid	With 7.50 or 7.625 inch ring gear	111102
	1982-96	5.7L 350cid	With 8.50 or 8.625 inch ring gear	111101

● Gasket and internal magnet included. Phosphate coated for corrosion resistance.

MODEL	YEAR	ENGINE	ADDITIONAL	●PART NUMBER
CHEVROLET				
Impala	1982-84	3.8L 229cid	With 7.50 or 7.625 inch ring gear	111102
	1982-84	3.8L 229cid	With 8.50 or 8.625 inch ring gear	111101
	1982-84	3.8L 231cid	With 7.50 or 7.625 inch ring gear	111102
	1982-84	3.8L 231cid	With 8.50 or 8.625 inch ring gear	111101
	1985	4.3L 262cid	With 7.50 or 7.625 inch ring gear	111102
	1985	4.3L 262cid	With 8.50 or 8.625 inch ring gear	111101
	1982	4.4L 267cid	With 7.50 or 7.625 inch ring gear	111102
	1982	4.4L 267cid	With 8.50 or 8.625 inch ring gear	111101
	1982-85	5.0L 305cid	With 7.50 or 7.625 inch ring gear	111102
	1982-85	5.0L 305cid	With 8.50 or 8.625 inch ring gear	111101
	1982	5.7L 350cid	With 8.50 or 8.625 inch ring gear	111101
	1982-85	5.7L 350cid	With 7.50 or 7.625 inch ring gear	111102
	1983-85	5.7L 350cid	N in 8th position of VIN; With 8.50 or 8.625 inch ring gear	111101
	1994-96	5.7L 350cid	With 7.50 or 7.625 inch ring gear	111102
	1994-96	5.7L 350cid	With 8.50 or 8.625 inch ring gear	111101
	Malibu	1982-83	3.8L 229cid	With 7.50 or 7.625 inch ring gear
1982-83		3.8L 231cid	With 7.50 or 7.625 inch ring gear	111102
1982-83		4.3L 260cid	With 7.50 or 7.625 inch ring gear	111102
1982		4.4L 267cid	With 7.50 or 7.625 inch ring gear	111102
1982-83		5.0L 305cid	With 7.50 or 7.625 inch ring gear	111102
1982-83		5.7L 350cid	With 7.50 or 7.625 inch ring gear	111102
Monte Carlo	1982-84	3.8L 229cid	With 7.50 or 7.625 inch ring gear	111102
	1982-84	3.8L 231cid	With 7.50 or 7.625 inch ring gear	111102
	1982-83	4.3L 260cid	With 7.50 or 7.625 inch ring gear	111102
	1985-88	4.3L 262cid	With 7.50 or 7.625 inch ring gear	111102
	1982	4.4L 267cid	With 7.50 or 7.625 inch ring gear	111102
	1982-88	5.0L 305cid	With 7.50 or 7.625 inch ring gear	111102
	1982-84	5.7L 350cid	With 7.50 or 7.625 inch ring gear	111102
CHEVROLET TRUCK				
Astro	1985-90	2.5L 151cid	With 7.50 or 7.625 inch ring gear	111102
	1985-05	4.3L 262cid	With 7.50 or 7.625 inch ring gear	111102
Avalanche 1500	2002-04	5.3L 323cid	With 8.50 or 8.625 inch ring gear	111107
	2005	5.3L 323cid	Z in 8th position of VIN; With 8.50 or 8.625 inch ring gear	111107
	2006	5.3L 325cid	With 8.50 or 8.625 inch ring gear	111107
Avalanche 2500	2002-06	8.1L 496cid	With 10.50 inch ring gear; Without Posi-Traction	111104
Blazer	1995-97	4.3L 262cid	With 8.50 or 8.625 inch ring gear	111101
	1995-05	4.3L 262cid	With 7.50 or 7.625 inch ring gear	111102
	1998-01	4.3L 262cid	With 8.50 or 8.625 inch ring gear; w/o drain plug	111101
	1998-01	4.3L 262cid	With 8.50 or 8.625 inch ring gear; with drain plug	111107
	2002-05	4.3L 262cid	With 8.50 or 8.625 inch ring gear	111107
	1987	5.0L 305cid	With 8.50 or 8.625 inch ring gear	111101
	1987-94	5.7L 350cid	With 8.50 or 8.625 inch ring gear	111101

● Gasket and internal magnet included. Phosphate coated for corrosion resistance.

MODEL	YEAR	ENGINE	ADDITIONAL	● PART NUMBER
CHEVROLET TRUCK				
Blazer (Cont'd)	1987-91	6.2L 379cid	With 8.50 or 8.625 inch ring gear	111101
	1994	6.5L 395cid	With 8.50 or 8.625 inch ring gear	111101
C10	1985-86	4.3L 262cid	With 8.50 or 8.625 inch ring gear	111101
	1985-86	5.0L 305cid	With 8.50 or 8.625 inch ring gear	111101
	1985-86	5.7L 350cid	With 8.50 or 8.625 inch ring gear	111101
	1985-86	6.2L 379cid	With 8.50 or 8.625 inch ring gear	111101
C10 Suburban	1985-86	5.0L 305cid	With 8.50 or 8.625 inch ring gear	111101
	1985-86	5.7L 350cid	With 8.50 or 8.625 inch ring gear	111101
	1985-86	6.2L 379cid	With 8.50 or 8.625 inch ring gear	111101
C1500	1988-97	4.3L 262cid	With 8.50 or 8.625 inch ring gear	111101
	1998	4.3L 262cid	With 8.50 or 8.625 inch ring gear; w/o drain plug	111101
	1998	4.3L 262cid	With 8.50 or 8.625 inch ring gear; with drain plug	111107
	1988-97	5.0L 305cid	With 8.50 or 8.625 inch ring gear	111101
	1998	5.0L 305cid	With 8.50 or 8.625 inch ring gear; w/o drain plug	111101
	1998	5.0L 305cid	With 8.50 or 8.625 inch ring gear; with drain plug	111107
	1999	5.0L 305cid	With 8.50 or 8.625 inch ring gear	111107
	1988-97	5.7L 350cid	With 8.50 or 8.625 inch ring gear	111101
	1998	5.7L 350cid	With 8.50 or 8.625 inch ring gear; w/o drain plug	111101
	1998	5.7L 350cid	With 8.50 or 8.625 inch ring gear; with drain plug	111107
	1999	5.7L 350cid	With 8.50 or 8.625 inch ring gear	111107
	1988-93	6.2L 379cid	With 8.50 or 8.625 inch ring gear	111101
	1994-97	6.5L 395cid	With 8.50 or 8.625 inch ring gear	111101
	1998	6.5L 395cid	With 8.50 or 8.625 inch ring gear	111107
	1990-93	7.4L 454cid	With 8.50 or 8.625 inch ring gear	111101
C1500 Suburban	1992-97	5.7L 350cid	With 8.50 or 8.625 inch ring gear	111101
	1998	5.7L 350cid	With 8.50 or 8.625 inch ring gear; w/o drain plug	111101
	1998	5.7L 350cid	With 8.50 or 8.625 inch ring gear; with drain plug	111107
	1999	5.7L 350cid	With 8.50 or 8.625 inch ring gear	111107
	1995-97	6.5L 395cid	With 8.50 or 8.625 inch ring gear	111101
	1998	6.5L 395cid	With 8.50 or 8.625 inch ring gear; w/o drain plug	111101
	1998	6.5L 395cid	With 8.50 or 8.625 inch ring gear; with drain plug	111107
1999	6.5L 395cid	With 8.50 or 8.625 inch ring gear	111107	
C20	1985-86	4.3L 262cid	With 10.50 inch ring gear; Without Posi-Traction	111104
	1985-86	4.8L 292cid	With 10.50 inch ring gear; Without Posi-Traction	111104
	1985-86	5.0L 305cid	With 10.50 inch ring gear; Without Posi-Traction	111104
	1985-86	5.7L 350cid	With 10.50 inch ring gear; Without Posi-Traction	111104
	1985-86	6.2L 379cid	With 10.50 inch ring gear; Without Posi-Traction	111104
	1985-86	7.4L 454cid	With 10.50 inch ring gear; Without Posi-Traction	111104
C20 Suburban	1985-86	5.0L 305cid	With 10.50 inch ring gear; Without Posi-Traction	111104
	1985-86	5.7L 350cid	With 10.50 inch ring gear; Without Posi-Traction	111104
	1985-86	6.2L 379cid	With 10.50 inch ring gear; Without Posi-Traction	111104
	1985-86	7.4L 454cid	With 10.50 inch ring gear; Without Posi-Traction	111104

● Gasket and internal magnet included. Phosphate coated for corrosion resistance.

DIFFERENTIAL COVERS

MODEL	YEAR	ENGINE	ADDITIONAL	● PART NUMBER
CHEVROLET TRUCK				
C2500	1988-95	4.3L 262cid	With 10.50 inch ring gear; Without Posi-Traction	111104
	1988-98	5.0L 305cid	With 10.50 inch ring gear; Without Posi-Traction	111104
	1988-00	5.7L 350cid	With 10.50 inch ring gear; Without Posi-Traction	111104
	1988-93	6.2L 379cid	With 10.50 inch ring gear; Without Posi-Traction	111104
	1992-00	6.5L 395cid	With 10.50 inch ring gear; Without Posi-Traction	111104
	1991-00	7.4L 454cid	With 10.50 inch ring gear; Without Posi-Traction	111104
C2500 Suburban	1992-99	5.7L 350cid	With 10.50 inch ring gear; Without Posi-Traction	111104
	1994-99	6.5L 395cid	With 10.50 inch ring gear; Without Posi-Traction	111104
	1992-99	7.4L 454cid	With 10.50 inch ring gear; Without Posi-Traction	111104
C30	1985-86	4.8L 292cid	With 10.50 inch ring gear; Without Posi-Traction	111104
	1986	5.0L 305cid	With 10.50 inch ring gear; Without Posi-Traction	111104
	1985-86	5.7L 350cid	With 10.50 inch ring gear; Without Posi-Traction	111104
	1985-86	6.2L 379cid	With 10.50 inch ring gear; Without Posi-Traction	111104
	1985-86	7.4L 454cid	With 10.50 inch ring gear; Without Posi-Traction	111104
C3500	1988-00	5.7L 350cid	With 10.50 inch ring gear; Without Posi-Traction	111104
	1988-93	6.2L 379cid	With 10.50 inch ring gear; Without Posi-Traction	111104
	1992-00	6.5L 395cid	With 10.50 inch ring gear; Without Posi-Traction	111104
	1988-00	7.4L 454cid	With 10.50 inch ring gear; Without Posi-Traction	111104
El Camino	1982-84	3.8L 229cid	With 7.50 or 7.625 inch ring gear	111102
	1982-84	3.8L 231cid	With 7.50 or 7.625 inch ring gear	111102
	1985-87	4.3L 262cid	With 7.50 or 7.625 inch ring gear	111102
	1982	4.4L 267cid	With 7.50 or 7.625 inch ring gear	111102
	1982-87	5.0L 305cid	With 7.50 or 7.625 inch ring gear	111102
	1983-84	5.7L 350cid	With 7.50 or 7.625 inch ring gear	111102
Express 1500	1996-97	4.3L 262cid	With 8.50 or 8.625 inch ring gear	111101
	1998-10	4.3L 262cid	With 8.50 or 8.625 inch ring gear	111107
	1996-97	5.0L 305cid	With 8.50 or 8.625 inch ring gear	111101
	1998-02	5.0L 305cid	With 8.50 or 8.625 inch ring gear	111107
	2003-05	5.3L 323cid	With 8.50 or 8.625 inch ring gear	111107
	2006-10	5.3L 325cid	With 8.50 or 8.625 inch ring gear	111107
	1996-97	5.7L 350cid	With 8.50 or 8.625 inch ring gear	111101
	1998-02	5.7L 350cid	With 8.50 or 8.625 inch ring gear	111107
Express 2500	1997-02	4.3L 262cid	With 10.50 inch ring gear; Without Posi-Traction	111104
	1997-02	5.0L 305cid	With 10.50 inch ring gear; Without Posi-Traction	111104
	1997-02	5.7L 350cid	With 10.50 inch ring gear; Without Posi-Traction	111104
	1997-02	6.5L 395cid	With 10.50 inch ring gear; Without Posi-Traction	111104
Express 3500	1996-02	5.7L 350cid	With 10.50 inch ring gear; Without Posi-Traction	111104
	1996-02	6.5L 395cid	With 10.50 inch ring gear; Without Posi-Traction	111104
	1996-00	7.4L 454cid	With 10.50 inch ring gear; Without Posi-Traction	111104
	2001-02	8.1L 496cid	With 10.50 inch ring gear; Without Posi-Traction	111104

● Gasket and internal magnet included. Phosphate coated for corrosion resistance.

MODEL	YEAR	ENGINE	ADDITIONAL	● PART NUMBER
CHEVROLET TRUCK				
G10	1985-95	4.3L 262cid	With 8.50 or 8.625 inch ring gear	111101
	1985-95	5.0L 305cid	With 8.50 or 8.625 inch ring gear	111101
	1985-93	5.7L 350cid	With 8.50 or 8.625 inch ring gear	111101
G20	1985	4.3L 262cid	With 8.50 or 8.625 inch ring gear	111101
	1987-95	4.3L 262cid	With 8.50 or 8.625 inch ring gear	111101
	1985-95	5.0L 305cid	With 8.50 or 8.625 inch ring gear	111101
	1985-95	5.7L 350cid	With 8.50 or 8.625 inch ring gear	111101
	1985-93	6.2L 379cid	With 8.50 or 8.625 inch ring gear	111101
	1994-95	6.5L 395cid	With 8.50 or 8.625 inch ring gear	111101
G30	1991-95	4.3L 262cid	With 10.50 inch ring gear; Without Posi-Traction	111104
	1991-96	5.7L 350cid	With 10.50 inch ring gear; Without Posi-Traction	111104
	1991-93	6.2L 379cid	With 10.50 inch ring gear; Without Posi-Traction	111104
	1994-96	6.5L 395cid	With 10.50 inch ring gear; Without Posi-Traction	111104
	1991-96	7.4L 454cid	With 10.50 inch ring gear; Without Posi-Traction	111104
K10	1985-86	4.3L 262cid	With 8.50 or 8.625 inch ring gear	111101
	1985-86	5.0L 305cid	With 8.50 or 8.625 inch ring gear	111101
	1985-86	5.7L 350cid	With 8.50 or 8.625 inch ring gear	111101
	1985-86	6.2L 379cid	With 8.50 or 8.625 inch ring gear	111101
K10 Suburban	1985-86	5.0L 305cid	With 8.50 or 8.625 inch ring gear	111101
	1985-86	5.7L 350cid	With 8.50 or 8.625 inch ring gear	111101
	1985-86	6.2L 379cid	With 8.50 or 8.625 inch ring gear	111101
K1500	1988-97	4.3L 262cid	With 8.50 or 8.625 inch ring gear	111101
	1998	4.3L 262cid	With 8.50 or 8.625 inch ring gear; w/o drain plug	111101
	1998	4.3L 262cid	With 8.50 or 8.625 inch ring gear; with drain plug	111107
	1988-97	5.0L 305cid	With 8.50 or 8.625 inch ring gear	111101
	1998	5.0L 305cid	With 8.50 or 8.625 inch ring gear; w/o drain plug	111101
	1998	5.0L 305cid	With 8.50 or 8.625 inch ring gear; with drain plug	111107
	1999	5.0L 305cid	With 8.50 or 8.625 inch ring gear	111107
	1988-97	5.7L 350cid	With 8.50 or 8.625 inch ring gear	111101
	1998	5.7L 350cid	With 8.50 or 8.625 inch ring gear; w/o drain plug	111101
	1998	5.7L 350cid	With 8.50 or 8.625 inch ring gear; with drain plug	111107
	1999	5.7L 350cid	With 8.50 or 8.625 inch ring gear	111107
	1988-93	6.2L 379cid	With 8.50 or 8.625 inch ring gear	111101
	1994-97	6.5L 395cid	With 8.50 or 8.625 inch ring gear	111101
	1998	6.5L 395cid	With 8.50 or 8.625 inch ring gear; w/o drain plug	111101
	1998	6.5L 395cid	With 8.50 or 8.625 inch ring gear; with drain plug	111107
K1500 Suburban	1992-97	5.7L 350cid	With 8.50 or 8.625 inch ring gear	111101
	1998	5.7L 350cid	With 8.50 or 8.625 inch ring gear; w/o drain plug	111101
	1998	5.7L 350cid	With 8.50 or 8.625 inch ring gear; with drain plug	111107
	1999	5.7L 350cid	With 8.50 or 8.625 inch ring gear	111107
	1995-97	6.5L 395cid	With 8.50 or 8.625 inch ring gear	111101
	1998	6.5L 395cid	With 8.50 or 8.625 inch ring gear; w/o drain plug	111101

● Gasket and internal magnet included. Phosphate coated for corrosion resistance.

MODEL	YEAR	ENGINE	ADDITIONAL	● PART NUMBER
CHEVROLET TRUCK				
K1500 Suburban (Cont'd)	1998	6.5L 395cid	With 8.50 or 8.625 inch ring gear; with drain plug	111107
	1999	6.5L 395cid	With 8.50 or 8.625 inch ring gear	111107
K20 Suburban	1985-86	5.0L 305cid	With 10.50 inch ring gear; Without Posi-Traction	111104
	1985-86	5.7L 350cid	With 10.50 inch ring gear; Without Posi-Traction	111104
	1985-86	6.2L 379cid	With 10.50 inch ring gear; Without Posi-Traction	111104
	1985	7.4L 454cid	With 10.50 inch ring gear; Without Posi-Traction	111104
K2500	1990-95	4.3L 262cid	With 10.50 inch ring gear; Without Posi-Traction	111104
	1990-95	5.0L 305cid	With 10.50 inch ring gear; Without Posi-Traction	111104
	1997-98	5.0L 305cid	With 10.50 inch ring gear; Without Posi-Traction	111104
	1990-00	5.7L 350cid	With 10.50 inch ring gear; Without Posi-Traction	111104
	1990-93	6.2L 379cid	With 10.50 inch ring gear; Without Posi-Traction	111104
	1992-00	6.5L 395cid	With 10.50 inch ring gear; Without Posi-Traction	111104
	1991-00	7.4L 454cid	With 10.50 inch ring gear; Without Posi-Traction	111104
K2500 Suburban	1992-94	5.7L 350cid	With 10.50 inch ring gear; Without Posi-Traction	111104
	1996-99	5.7L 350cid	With 10.50 inch ring gear; Without Posi-Traction	111104
	1994-99	6.5L 395cid	With 10.50 inch ring gear; Without Posi-Traction	111104
	1992-99	7.4L 454cid	With 10.50 inch ring gear; Without Posi-Traction	111104
K30	1985-86	4.8L 292cid	With 10.50 inch ring gear; Without Posi-Traction	111104
	1985-86	5.7L 350cid	With 10.50 inch ring gear; Without Posi-Traction	111104
	1985-86	6.2L 379cid	With 10.50 inch ring gear; Without Posi-Traction	111104
	1985-86	7.4L 454cid	With 10.50 inch ring gear; Without Posi-Traction	111104
K3500	1988-00	5.7L 350cid	With 10.50 inch ring gear; Without Posi-Traction	111104
	1988-93	6.2L 379cid	With 10.50 inch ring gear; Without Posi-Traction	111104
	1992-00	6.5L 395cid	With 10.50 inch ring gear; Without Posi-Traction	111104
	1988-00	7.4L 454cid	With 10.50 inch ring gear; Without Posi-Traction	111104
K5 Blazer	1985-86	5.0L 305cid	With 8.50 or 8.625 inch ring gear	111101
	1985-86	5.7L 350cid	With 8.50 or 8.625 inch ring gear	111101
	1985-86	6.2L 379cid	With 8.50 or 8.625 inch ring gear	111101
LLV	1994-95	2.2L 134cid	With 7.50 or 7.625 inch ring gear	111102
	1987-93	2.5L 151cid	With 7.50 or 7.625 inch ring gear	111102
P20	1985-89	4.8L 292cid	With 10.50 inch ring gear; Without Posi-Traction	111104
	1985-89	5.7L 350cid	With 10.50 inch ring gear; Without Posi-Traction	111104
	1985-89	6.2L 379cid	With 10.50 inch ring gear; Without Posi-Traction	111104
P30	1989-91	3.9L 239cid	With 10.50 inch ring gear; Without Posi-Traction	111104
	1990-99	4.3L 262cid	With 10.50 inch ring gear; Without Posi-Traction	111104
	1985-89	4.8L 292cid	With 10.50 inch ring gear; Without Posi-Traction	111104
	1985-99	5.7L 350cid	With 10.50 inch ring gear; Without Posi-Traction	111104
	1985-93	6.2L 379cid	With 10.50 inch ring gear; Without Posi-Traction	111104
	1994-99	6.5L 395cid	With 10.50 inch ring gear; Without Posi-Traction	111104
	1985-99	7.4L 454cid	With 10.50 inch ring gear; Without Posi-Traction	111104

● Gasket and internal magnet included. Phosphate coated for corrosion resistance.

MODEL	YEAR	ENGINE	ADDITIONAL	●PART NUMBER
CHEVROLET TRUCK				
R10	1987	4.3L 262cid	With 8.50 or 8.625 inch ring gear	111101
	1987	5.0L 305cid	With 8.50 or 8.625 inch ring gear	111101
	1987	5.7L 350cid	With 8.50 or 8.625 inch ring gear	111101
	1987	6.2L 379cid	With 8.50 or 8.625 inch ring gear	111101
R10 Suburban	1987	5.0L 305cid	With 8.50 or 8.625 inch ring gear	111101
	1987-88	5.7L 350cid	With 8.50 or 8.625 inch ring gear	111101
	1987-88	6.2L 379cid	With 8.50 or 8.625 inch ring gear	111101
R1500 Suburban	1989-91	5.7L 350cid	With 8.50 or 8.625 inch ring gear	111101
	1989-91	6.2L 379cid	With 8.50 or 8.625 inch ring gear	111101
R20	1987	4.3L 262cid	With 10.50 inch ring gear; Without Posi-Traction	111104
	1987-88	4.8L 292cid	With 10.50 inch ring gear; Without Posi-Traction	111104
	1987	5.0L 305cid	With 10.50 inch ring gear; Without Posi-Traction	111104
	1987-88	5.7L 350cid	With 10.50 inch ring gear; Without Posi-Traction	111104
	1987-88	6.2L 379cid	With 10.50 inch ring gear; Without Posi-Traction	111104
	1987-88	7.4L 454cid	With 10.50 inch ring gear; Without Posi-Traction	111104
R20 Suburban	1987-88	5.7L 350cid	With 10.50 inch ring gear; Without Posi-Traction	111104
	1987-88	6.2L 379cid	With 10.50 inch ring gear; Without Posi-Traction	111104
	1987-88	7.4L 454cid	With 10.50 inch ring gear; Without Posi-Traction	111104
R2500	1989	6.2L 379cid	With 10.50 inch ring gear; Without Posi-Traction	111104
	1989	7.4L 454cid	With 10.50 inch ring gear; Without Posi-Traction	111104
R2500 Suburban	1989-91	5.7L 350cid	With 10.50 inch ring gear; Without Posi-Traction	111104
	1989-91	6.2L 379cid	With 10.50 inch ring gear; Without Posi-Traction	111104
	1989-91	7.4L 454cid	With 10.50 inch ring gear; Without Posi-Traction	111104
R30	1987-88	4.8L 292cid	With 10.50 inch ring gear; Without Posi-Traction	111104
	1987-88	5.7L 350cid	With 10.50 inch ring gear; Without Posi-Traction	111104
	1987-88	6.2L 379cid	With 10.50 inch ring gear; Without Posi-Traction	111104
	1987-88	7.4L 454cid	With 10.50 inch ring gear; Without Posi-Traction	111104
R3500	1989-91	5.7L 350cid	With 10.50 inch ring gear; Without Posi-Traction	111104
	1989-91	6.2L 379cid	With 10.50 inch ring gear; Without Posi-Traction	111104
	1989-91	7.4L 454cid	With 10.50 inch ring gear; Without Posi-Traction	111104
S10	1997	Electric	With 8.50 or 8.625 inch ring gear	111101
	1997-00	Electric	With 7.50 or 7.625 inch ring gear	111102
	1998-00	Electric	With 8.50 or 8.625 inch ring gear; w/o drain plug	111101
	1998-00	Electric	With 8.50 or 8.625 inch ring gear; with drain plug	111107
	1982-85	1.9L 119cid	With 7.50 or 7.625 inch ring gear	111102
	1983-84	2.0L 122cid	With 7.50 or 7.625 inch ring gear	111102
	1983-85	2.2L 134cid	With 7.50 or 7.625 inch ring gear	111102
	1994-97	2.2L 134cid	With 8.50 or 8.625 inch ring gear	111101
	1994-03	2.2L 134cid	With 7.50 or 7.625 inch ring gear	111102
	1998-01	2.2L 134cid	With 8.50 or 8.625 inch ring gear; w/o drain plug	111101
	1998-01	2.2L 134cid	With 8.50 or 8.625 inch ring gear; with drain plug	111107
	2002-03	2.2L 134cid	With 8.50 or 8.625 inch ring gear	111107

● Gasket and internal magnet included. Phosphate coated for corrosion resistance.

DIFFERENTIAL COVERS

MODEL	YEAR	ENGINE	ADDITIONAL	● PART NUMBER
CHEVROLET TRUCK				
S10 (Cont'd)	1985-93	2.5L 151cid	With 7.50 or 7.625 inch ring gear	111102
	1982-93	2.8L 173cid	With 7.50 or 7.625 inch ring gear	111102
	1988-93	4.3L 262cid	With 7.50 or 7.625 inch ring gear	111102
	1994	4.3L 262cid	Z in 8th position of VIN; With 7.50 or 7.625 inch ring gear	111102
	1994-95	4.3L 262cid	W in 8th position of VIN; With 8.50 or 8.625 inch ring gear	111101
	1995-04	4.3L 262cid	With 7.50 or 7.625 inch ring gear	111102
	1996-97	4.3L 262cid	With 8.50 or 8.625 inch ring gear	111101
	1998-01	4.3L 262cid	With 8.50 or 8.625 inch ring gear; w/o drain plug	111101
	1998-01	4.3L 262cid	With 8.50 or 8.625 inch ring gear; with drain plug	111107
2002-04	4.3L 262cid	With 8.50 or 8.625 inch ring gear	111107	
S10 Blazer	1983-84	1.9L 119cid	With 7.50 or 7.625 inch ring gear	111102
	1983-84	2.0L 122cid	With 7.50 or 7.625 inch ring gear	111102
	1984	2.2L 134cid	With 7.50 or 7.625 inch ring gear	111102
	1985-88	2.5L 151cid	With 7.50 or 7.625 inch ring gear	111102
	1983-89	2.8L 173cid	With 7.50 or 7.625 inch ring gear	111102
	1988-94	4.3L 262cid	With 7.50 or 7.625 inch ring gear	111102
Silverado 1500	1999-08	4.3L 262cid	With 8.50 or 8.625 inch ring gear	111107
	1999-08	4.8L 294cid	With 8.50 or 8.625 inch ring gear	111107
	1999-05	5.3L 323cid	With 8.50 or 8.625 inch ring gear	111107
	2006-08	5.3L 325cid	With 8.50 or 8.625 inch ring gear	111107
	2003-08	6.0L 364cid	With 8.50 or 8.625 inch ring gear	111107
Silverado 1500 HD	2001-03	6.0L 364cid	With 8.50 or 8.625 inch ring gear	111107
	2005-07	6.0L 364cid	With 8.50 or 8.625 inch ring gear	111107
Silverado 2500	1999-00	5.3L 323cid	With 10.50 inch ring gear; Without Posi-Traction	111104
	1999-04	6.0L 364cid	With 10.50 inch ring gear; Without Posi-Traction	111104
Silverado 2500 HD	2001-09	6.0L 364cid	With 10.50 inch ring gear; Without Posi-Traction	111104
	2004-09	6.6L 400cid	With 10.50 inch ring gear; Without Posi-Traction	111104
	2001-07	8.1L 496cid	With 10.50 inch ring gear; Without Posi-Traction	111104
Suburban 1500	2000-05	5.3L 323cid	With 8.50 or 8.625 inch ring gear	111107
	2006-08	5.3L 325cid	With 8.50 or 8.625 inch ring gear	111107
	2006-08	6.0L 364cid	With 8.50 or 8.625 inch ring gear	111107
Suburban 2500	2000-08	6.0L 364cid	With 10.50 inch ring gear; Without Posi-Traction	111104
	2001-06	8.1L 496cid	With 10.50 inch ring gear; Without Posi-Traction	111104
Tahoe	2000-08	4.8L 294cid	With 8.50 or 8.625 inch ring gear	111107
	2000-05	5.3L 323cid	With 8.50 or 8.625 inch ring gear	111107
	2006-08	5.3L 325cid	With 8.50 or 8.625 inch ring gear	111107
	1995-97	5.7L 350cid	With 8.50 or 8.625 inch ring gear	111101
	1998	5.7L 350cid	With 8.50 or 8.625 inch ring gear; w/o drain plug	111101
	1998	5.7L 350cid	With 8.50 or 8.625 inch ring gear; with drain plug	111107
	1999-00	5.7L 350cid	With 8.50 or 8.625 inch ring gear	111107
	2008	6.0L 364cid	With 8.50 or 8.625 inch ring gear	111107
1995-97	6.5L 395cid	With 8.50 or 8.625 inch ring gear	111101	

● Gasket and internal magnet included. Phosphate coated for corrosion resistance.

MODEL	YEAR	ENGINE	ADDITIONAL	● PART NUMBER
CHEVROLET TRUCK				
Tahoe (Cont'd)	1998	6.5L 395cid	With 8.50 or 8.625 inch ring gear; w/o drain plug	111101
	1998	6.5L 395cid	With 8.50 or 8.625 inch ring gear; with drain plug	111107
	1999	6.5L 395cid	With 8.50 or 8.625 inch ring gear	111107
V10	1987	4.3L 262cid	With 8.50 or 8.625 inch ring gear	111101
	1987	5.0L 305cid	With 8.50 or 8.625 inch ring gear	111101
	1987	5.7L 350cid	With 8.50 or 8.625 inch ring gear	111101
	1987	6.2L 379cid	With 8.50 or 8.625 inch ring gear	111101
V10 Suburban	1987-88	5.7L 350cid	With 8.50 or 8.625 inch ring gear	111101
	1987-88	6.2L 379cid	With 8.50 or 8.625 inch ring gear	111101
V1500 Suburban	1989-91	5.7L 350cid	With 8.50 or 8.625 inch ring gear	111101
	1989-91	6.2L 379cid	With 8.50 or 8.625 inch ring gear	111101
V20 Suburban	1987-88	5.7L 350cid	With 10.50 inch ring gear; Without Posi-Traction	111104
	1987-88	6.2L 379cid	With 10.50 inch ring gear; Without Posi-Traction	111104
	1987-88	7.4L 454cid	With 10.50 inch ring gear; Without Posi-Traction	111104
V2500 Suburban	1989-91	5.7L 350cid	With 10.50 inch ring gear; Without Posi-Traction	111104
	1989-91	6.2L 379cid	With 10.50 inch ring gear; Without Posi-Traction	111104
	1990	7.4L 454cid	With 10.50 inch ring gear; Without Posi-Traction	111104
V30	1987-88	4.8L 292cid	With 10.50 inch ring gear; Without Posi-Traction	111104
	1987-88	5.7L 350cid	With 10.50 inch ring gear; Without Posi-Traction	111104
	1987-88	6.2L 379cid	With 10.50 inch ring gear; Without Posi-Traction	111104
	1987-88	7.4L 454cid	With 10.50 inch ring gear; Without Posi-Traction	111104
V3500	1989-91	5.7L 350cid	With 10.50 inch ring gear; Without Posi-Traction	111104
	1989-91	6.2L 379cid	With 10.50 inch ring gear; Without Posi-Traction	111104
	1989-91	7.4L 454cid	With 10.50 inch ring gear; Without Posi-Traction	111104
FORD TRUCK				
Aerostar	1989-97	3.0L 182cid	With 8.80 inch ring gear	111103
	1990-97	4.0L 245cid	With 8.80 inch ring gear	111103
Bronco	1990-92	4.9L 300cid	With 8.80 inch ring gear	111103
	1990-96	5.0L 302cid	With 8.80 inch ring gear	111103
	1990-96	5.8L 351cid	With 8.80 inch ring gear	111103
E-100 Econoline	1983	4.9L 300cid	With 8.80 inch ring gear	111103
	1983	5.0L 302cid	With 8.80 inch ring gear	111103
	1983	5.8L 351cid	With 8.80 inch ring gear	111103
E-100 Econoline Club Wagon	1983	4.9L 300cid	With 8.80 inch ring gear	111103
	1983	5.0L 302cid	With 8.80 inch ring gear	111103
	1983	5.8L 351cid	With 8.80 inch ring gear	111103
E-150	2003	4.2L 256cid	With 9.75 inch ring gear	111106
	2003-06	4.6L 281cid	With 9.75 inch ring gear	111106
	2003-06	5.4L 330cid	With 9.75 inch ring gear	111106
E-150 Club Wagon	2003	4.2L 256cid	With 9.75 inch ring gear	111106
	2003-05	4.6L 281cid	With 9.75 inch ring gear	111106
	2003-05	5.4L 330cid	With 9.75 inch ring gear	111106

● Gasket and internal magnet included. Phosphate coated for corrosion resistance.

DIFFERENTIAL COVERS

MODEL	YEAR	ENGINE	ADDITIONAL	● PART NUMBER
FORD TRUCK				
E-150 Econoline	1997-02	4.2L 256cid	With 8.80 inch ring gear	111103
	1997-02	4.2L 256cid	With 9.75 inch ring gear	111106
	1997-02	4.6L 281cid	With 8.80 inch ring gear	111103
	1997-02	4.6L 281cid	With 9.75 inch ring gear	111106
	1983-96	4.9L 300cid	With 8.80 inch ring gear	111103
	1983-96	5.0L 302cid	With 8.80 inch ring gear	111103
	1997	5.4L 330cid	With 8.80 inch ring gear	111103
	1997-02	5.4L 330cid	With 9.75 inch ring gear	111106
	1998	5.4L 330cid	L in 8th position of VIN; With 8.80 inch ring gear	111103
	1999-02	5.4L 330cid	With 8.80 inch ring gear	111103
	1983-96	5.8L 351cid	With 8.80 inch ring gear	111103
1984	6.9L 420cid	With 8.80 inch ring gear	111103	
E-150 Econoline Club Wagon	1997-02	4.2L 256cid	With 8.80 inch ring gear	111103
	1997-02	4.2L 256cid	With 9.75 inch ring gear	111106
	1997-02	4.6L 281cid	With 8.80 inch ring gear	111103
	1997-02	4.6L 281cid	With 9.75 inch ring gear	111106
	1983-96	4.9L 300cid	With 8.80 inch ring gear	111103
	1983-96	5.0L 302cid	With 8.80 inch ring gear	111103
	1997	5.4L 330cid	With 8.80 inch ring gear	111103
	1997-02	5.4L 330cid	With 9.75 inch ring gear	111106
	1998	5.4L 330cid	L in 8th position of VIN; With 8.80 inch ring gear	111103
	1999-02	5.4L 330cid	With 8.80 inch ring gear	111103
	1983-96	5.8L 351cid	With 8.80 inch ring gear	111103
E-250 Econoline	1983-84	4.9L 300cid	With 8.80 inch ring gear	111103
	1983-84	5.0L 302cid	With 8.80 inch ring gear	111103
	1983-84	5.8L 351cid	With 8.80 inch ring gear	111103
E-250 Econoline Club Wagon	1983-84	4.9L 300cid	With 8.80 inch ring gear	111103
	1983-84	5.8L 351cid	With 8.80 inch ring gear	111103
	1983-84	6.9L 420cid	With 8.80 inch ring gear	111103
	1983-84	7.5L 460cid	With 8.80 inch ring gear	111103
E-350 Super Duty	2006-08	5.4L 330cid	With 10.25 inch ring gear	111105
	2006-08	6.0L 363cid	With 10.25 inch ring gear	111105
	2006-08	6.8L 415cid	With 10.25 inch ring gear	111105
Excursion	2000-05	5.4L 330cid	With 10.25 inch ring gear	111105
	2004-05	6.0L 363cid	With 10.25 inch ring gear	111105
	2000-05	6.8L 415cid	With 10.25 inch ring gear	111105
	2000-03	7.3L 445cid	With 10.25 inch ring gear	111105
Expedition	1997-01	4.6L 281cid	With 8.80 inch ring gear	111103
	1997-01	4.6L 281cid	With 9.75 inch ring gear	111106
	1997-01	5.4L 330cid	With 8.80 inch ring gear	111103
	1997-01	5.4L 330cid	With 9.75 inch ring gear	111106

● Gasket and internal magnet included. Phosphate coated for corrosion resistance.

MODEL	YEAR	ENGINE	ADDITIONAL	●PART NUMBER
FORD TRUCK				
Explorer	1991-01	4.0L 245cid	With 8.80 inch ring gear	111103
	2002-03	4.0L 245cid	E in 8th position of VIN; With 8.80 inch ring gear	111103
	1996-01	5.0L 302cid	With 8.80 inch ring gear	111103
Explorer Sport Trac	2001-05	4.0L 245cid	With 8.80 inch ring gear	111103
F-100	1983	3.8L 232cid	With 8.80 inch ring gear	111103
	1983	4.9L 300cid	With 8.80 inch ring gear	111103
	1983	5.0L 302cid	With 8.80 inch ring gear	111103
F-150	1997-03	4.2L 256cid	With 8.80 inch ring gear	111103
	1997-03	4.2L 256cid	With 9.75 inch ring gear	111106
	2000-03	4.2L 256cid	With 10.25 inch ring gear	111105
	2005-08	4.2L 256cid	With 10.25 inch ring gear	111105
	2005-08	4.2L 256cid	With 8.80 inch ring gear	111103
	2005-10	4.2L 256cid	With 9.75 inch ring gear	111106
	1997-10	4.6L 281cid	With 8.80 inch ring gear	111103
	1997-10	4.6L 281cid	With 9.75 inch ring gear	111106
	2000-08	4.6L 281cid	With 10.25 inch ring gear	111105
	1983-96	4.9L 300cid	With 8.80 inch ring gear	111103
	1983-96	5.0L 302cid	With 8.80 inch ring gear	111103
	1997-10	5.4L 330cid	With 8.80 inch ring gear	111103
	1997-10	5.4L 330cid	With 9.75 inch ring gear	111106
	2000-08	5.4L 330cid	With 10.25 inch ring gear	111105
	1983-96	5.8L 351cid	With 8.80 inch ring gear	111103
	1984	6.9L 420cid	With 8.80 inch ring gear	111103
	F-150 Heritage	2004	4.2L 256cid	With 10.25 inch ring gear
2004		4.2L 256cid	With 8.80 inch ring gear	111103
2004		4.2L 256cid	With 9.75 inch ring gear	111106
2004		4.6L 281cid	With 10.25 inch ring gear	111105
2004		4.6L 281cid	With 8.80 inch ring gear	111103
2004		4.6L 281cid	With 9.75 inch ring gear	111106
2004		5.4L 330cid	With 10.25 inch ring gear	111105
2004		5.4L 330cid	With 8.80 inch ring gear	111103
2004		5.4L 330cid	With 9.75 inch ring gear	111106
F-250	1997-99	4.6L 281cid	With 10.25 inch ring gear	111105
	1985-96	4.9L 300cid	With 10.25 inch ring gear	111105
	1985-96	5.0L 302cid	With 10.25 inch ring gear	111105
	1997-99	5.4L 330cid	With 10.25 inch ring gear	111105
	1985	5.8L 351cid	H in 8th position of VIN; With 10.25 inch ring gear	111105
	1986-97	5.8L 351cid	With 10.25 inch ring gear	111105
	1985-87	6.9L 420cid	With 10.25 inch ring gear	111105
	1988-97	7.3L 445cid	With 10.25 inch ring gear	111105
	1985-97	7.5L 460cid	With 10.25 inch ring gear	111105

● Gasket and internal magnet included. Phosphate coated for corrosion resistance.

DIFFERENTIAL COVERS

MODEL	YEAR	ENGINE	ADDITIONAL	● PART NUMBER
FORD TRUCK				
F-250 Super Duty	1999-10	5.4L 330cid	With 10.25 inch ring gear	111105
	2003-07	6.0L 363cid	With 10.25 inch ring gear	111105
	1999-10	6.8L 415cid	With 10.25 inch ring gear	111105
	1999-03	7.3L 445cid	With 10.25 inch ring gear	111105
F-350	1985-96	4.9L 300cid	With 10.25 inch ring gear	111105
	1985-97	5.8L 351cid	With 10.25 inch ring gear	111105
	1985-87	6.9L 420cid	With 10.25 inch ring gear	111105
	1988-97	7.3L 445cid	With 10.25 inch ring gear	111105
	1985-97	7.5L 460cid	With 10.25 inch ring gear	111105
F-350 Super Duty	1999-10	5.4L 330cid	With 10.25 inch ring gear	111105
	2003-07	6.0L 363cid	With 10.25 inch ring gear	111105
	1999-10	6.8L 415cid	With 10.25 inch ring gear	111105
	1999-03	7.3L 445cid	With 10.25 inch ring gear	111105
Ranger	1998-00	Electric	With 8.80 inch ring gear	111103
	1983-88	2.0L 122cid	With 8.80 inch ring gear	111103
	1983-84	2.2L 134cid	With 8.80 inch ring gear	111103
	1983-97	2.3L 140cid	With 8.80 inch ring gear	111103
	2001-09	2.3L 140cid	With 8.80 inch ring gear	111103
	1998-01	2.5L 153cid	With 8.80 inch ring gear	111103
	1983-85	2.8L 171cid	With 8.80 inch ring gear	111103
	1986-92	2.9L 177cid	With 8.80 inch ring gear	111103
	1991-08	3.0L 182cid	With 8.80 inch ring gear	111103
	1990-09	4.0L 245cid	With 8.80 inch ring gear	111103
GMC				
C1500	1985-97	4.3L 262cid	With 8.50 or 8.625 inch ring gear	111101
	1998	4.3L 262cid	With 8.50 or 8.625 inch ring gear; w/o drain plug	111101
	1998	4.3L 262cid	With 8.50 or 8.625 inch ring gear; with drain plug	111107
	1985-86	5.0L 305cid	With 8.50 or 8.625 inch ring gear	111101
	1988-97	5.0L 305cid	With 8.50 or 8.625 inch ring gear	111101
	1998	5.0L 305cid	With 8.50 or 8.625 inch ring gear; w/o drain plug	111101
	1998	5.0L 305cid	With 8.50 or 8.625 inch ring gear; with drain plug	111107
	1999	5.0L 305cid	With 8.50 or 8.625 inch ring gear	111107
	1985-86	5.7L 350cid	With 8.50 or 8.625 inch ring gear	111101
	1988-97	5.7L 350cid	With 8.50 or 8.625 inch ring gear	111101
	1998	5.7L 350cid	With 8.50 or 8.625 inch ring gear; w/o drain plug	111101
	1998	5.7L 350cid	With 8.50 or 8.625 inch ring gear; with drain plug	111107
	1999	5.7L 350cid	With 8.50 or 8.625 inch ring gear	111107
	1985-86	6.2L 379cid	With 8.50 or 8.625 inch ring gear	111101
	1988-93	6.2L 379cid	With 8.50 or 8.625 inch ring gear	111101
	1994	6.5L 395cid	With 8.50 or 8.625 inch ring gear	111101
	1995	6.5L 395cid	S in 8th position of VIN; With 8.50 or 8.625 inch ring gear	111101
	1996-97	6.5L 395cid	With 8.50 or 8.625 inch ring gear	111101

● Gasket and internal magnet included. Phosphate coated for corrosion resistance.

MODEL	YEAR	ENGINE	ADDITIONAL	● PART NUMBER
GMC				
C1500 Suburban	1985-86	5.0L 305cid	With 8.50 or 8.625 inch ring gear	111101
	1985-86	5.7L 350cid	With 8.50 or 8.625 inch ring gear	111101
	1992-97	5.7L 350cid	With 8.50 or 8.625 inch ring gear	111101
	1998	5.7L 350cid	With 8.50 or 8.625 inch ring gear; w/o drain plug	111101
	1998	5.7L 350cid	With 8.50 or 8.625 inch ring gear; with drain plug	111107
	1999	5.7L 350cid	With 8.50 or 8.625 inch ring gear	111107
	1985-86	6.2L 379cid	With 8.50 or 8.625 inch ring gear	111101
	1995-97	6.5L 395cid	With 8.50 or 8.625 inch ring gear	111101
	1998	6.5L 395cid	With 8.50 or 8.625 inch ring gear; w/o drain plug	111101
	1998	6.5L 395cid	With 8.50 or 8.625 inch ring gear; with drain plug	111107
	1999	6.5L 395cid	With 8.50 or 8.625 inch ring gear	111107
C2500	1985-86	4.3L 262cid	With 10.50 inch ring gear; Without Posi-Traction	111104
	1988-95	4.3L 262cid	With 10.50 inch ring gear; Without Posi-Traction	111104
	1985-86	4.8L 292cid	With 10.50 inch ring gear; Without Posi-Traction	111104
	1985-86	5.0L 305cid	With 10.50 inch ring gear; Without Posi-Traction	111104
	1988-98	5.0L 305cid	With 10.50 inch ring gear; Without Posi-Traction	111104
	1985-86	5.7L 350cid	With 10.50 inch ring gear; Without Posi-Traction	111104
	1988-00	5.7L 350cid	With 10.50 inch ring gear; Without Posi-Traction	111104
	1985-86	6.2L 379cid	With 10.50 inch ring gear; Without Posi-Traction	111104
	1988-93	6.2L 379cid	With 10.50 inch ring gear; Without Posi-Traction	111104
	1992-00	6.5L 395cid	With 10.50 inch ring gear; Without Posi-Traction	111104
	1985-86	7.4L 454cid	With 10.50 inch ring gear; Without Posi-Traction	111104
	1991-00	7.4L 454cid	With 10.50 inch ring gear; Without Posi-Traction	111104
	C2500 Suburban	1985-86	5.0L 305cid	With 10.50 inch ring gear; Without Posi-Traction
1985-86		5.7L 350cid	With 10.50 inch ring gear; Without Posi-Traction	111104
1992-99		5.7L 350cid	With 10.50 inch ring gear; Without Posi-Traction	111104
1985-86		6.2L 379cid	With 10.50 inch ring gear; Without Posi-Traction	111104
1994-99		6.5L 395cid	With 10.50 inch ring gear; Without Posi-Traction	111104
1985-86		7.4L 454cid	With 10.50 inch ring gear; Without Posi-Traction	111104
1992-99		7.4L 454cid	With 10.50 inch ring gear; Without Posi-Traction	111104
C3500	1985-86	4.8L 292cid	With 10.50 inch ring gear; Without Posi-Traction	111104
	1986	5.0L 305cid	With 10.50 inch ring gear; Without Posi-Traction	111104
	1985-86	5.7L 350cid	With 10.50 inch ring gear; Without Posi-Traction	111104
	1996-00	5.7L 350cid	With 10.50 inch ring gear; Without Posi-Traction	111104
	1985-86	6.2L 379cid	With 10.50 inch ring gear; Without Posi-Traction	111104
	1988-93	6.2L 379cid	With 10.50 inch ring gear; Without Posi-Traction	111104
	1992-00	6.5L 395cid	With 10.50 inch ring gear; Without Posi-Traction	111104
	1985-86	7.4L 454cid	With 10.50 inch ring gear; Without Posi-Traction	111104
	1996-00	7.4L 454cid	With 10.50 inch ring gear; Without Posi-Traction	111104
G1500	1985-95	4.3L 262cid	With 8.50 or 8.625 inch ring gear	111101
	1985-95	5.0L 305cid	With 8.50 or 8.625 inch ring gear	111101
	1985-93	5.7L 350cid	With 8.50 or 8.625 inch ring gear	111101

● Gasket and internal magnet included. Phosphate coated for corrosion resistance.

DIFFERENTIAL COVERS

MODEL	YEAR	ENGINE	ADDITIONAL	● PART NUMBER
GMC				
G2500	1985-95	4.3L 262cid	With 8.50 or 8.625 inch ring gear	111101
	1985-95	5.0L 305cid	With 8.50 or 8.625 inch ring gear	111101
	1985-95	5.7L 350cid	With 8.50 or 8.625 inch ring gear	111101
	1985-93	6.2L 379cid	With 8.50 or 8.625 inch ring gear	111101
	1994-95	6.5L 395cid	With 8.50 or 8.625 inch ring gear	111101
G3500	1991-95	4.3L 262cid	With 10.50 inch ring gear; Without Posi-Traction	111104
	1991-96	5.7L 350cid	With 10.50 inch ring gear; Without Posi-Traction	111104
	1991-93	6.2L 379cid	With 10.50 inch ring gear; Without Posi-Traction	111104
	1994-96	6.5L 395cid	With 10.50 inch ring gear; Without Posi-Traction	111104
	1991-96	7.4L 454cid	With 10.50 inch ring gear; Without Posi-Traction	111104
Jimmy	1992-01	4.3L 262cid	With 7.50 or 7.625 inch ring gear	111102
	1994-97	4.3L 262cid	With 8.50 or 8.625 inch ring gear	111101
	1998-01	4.3L 262cid	With 8.50 or 8.625 inch ring gear; w/o drain plug	111101
	1998-01	4.3L 262cid	With 8.50 or 8.625 inch ring gear; with drain plug	111107
	1985-87	5.0L 305cid	With 8.50 or 8.625 inch ring gear	111101
	1985-91	5.7L 350cid	With 8.50 or 8.625 inch ring gear	111101
	1985-91	6.2L 379cid	With 8.50 or 8.625 inch ring gear	111101
K1500	1985-86	4.3L 262cid	With 8.50 or 8.625 inch ring gear	111101
	1988-97	4.3L 262cid	With 8.50 or 8.625 inch ring gear	111101
	1998	4.3L 262cid	With 8.50 or 8.625 inch ring gear; w/o drain plug	111101
	1998	4.3L 262cid	With 8.50 or 8.625 inch ring gear; with drain plug	111107
	1985-86	5.0L 305cid	With 8.50 or 8.625 inch ring gear	111101
	1988-97	5.0L 305cid	With 8.50 or 8.625 inch ring gear	111101
	1998	5.0L 305cid	With 8.50 or 8.625 inch ring gear; w/o drain plug	111101
	1998	5.0L 305cid	With 8.50 or 8.625 inch ring gear; with drain plug	111107
	1999	5.0L 305cid	With 8.50 or 8.625 inch ring gear	111107
	1985-86	5.7L 350cid	With 8.50 or 8.625 inch ring gear	111101
	1988-97	5.7L 350cid	With 8.50 or 8.625 inch ring gear	111101
	1998	5.7L 350cid	With 8.50 or 8.625 inch ring gear; w/o drain plug	111101
	1998	5.7L 350cid	With 8.50 or 8.625 inch ring gear; with drain plug	111107
	1999	5.7L 350cid	With 8.50 or 8.625 inch ring gear	111107
	1985-86	6.2L 379cid	With 8.50 or 8.625 inch ring gear	111101
	1988-93	6.2L 379cid	With 8.50 or 8.625 inch ring gear	111101
	1994	6.5L 395cid	With 8.50 or 8.625 inch ring gear	111101
	1995	6.5L 395cid	S in 8th position of VIN; With 8.50 or 8.625 inch ring gear	111101
	1996-97	6.5L 395cid	With 8.50 or 8.625 inch ring gear	111101
	1998	6.5L 395cid	With 8.50 or 8.625 inch ring gear; w/o drain plug	111101
	1998	6.5L 395cid	With 8.50 or 8.625 inch ring gear; with drain plug	111107
K1500 Suburban	1985	5.0L 305cid	With 8.50 or 8.625 inch ring gear	111101
	1985-86	5.7L 350cid	With 8.50 or 8.625 inch ring gear	111101
	1992-97	5.7L 350cid	With 8.50 or 8.625 inch ring gear	111101
	1998	5.7L 350cid	With 8.50 or 8.625 inch ring gear; w/o drain plug	111101

● Gasket and internal magnet included. Phosphate coated for corrosion resistance.

MODEL	YEAR	ENGINE	ADDITIONAL	●PART NUMBER
GMC				
K1500 Suburban (Cont'd)	1998	5.7L 350cid	With 8.50 or 8.625 inch ring gear; with drain plug	111107
	1999	5.7L 350cid	With 8.50 or 8.625 inch ring gear	111107
	1985-86	6.2L 379cid	With 8.50 or 8.625 inch ring gear	111101
	1995-97	6.5L 395cid	With 8.50 or 8.625 inch ring gear	111101
	1998	6.5L 395cid	With 8.50 or 8.625 inch ring gear; w/o drain plug	111101
	1998	6.5L 395cid	With 8.50 or 8.625 inch ring gear; with drain plug	111107
	1999	6.5L 395cid	With 8.50 or 8.625 inch ring gear	111107
K2500	1990-95	4.3L 262cid	With 10.50 inch ring gear; Without Posi-Traction	111104
	1990-95	5.0L 305cid	With 10.50 inch ring gear; Without Posi-Traction	111104
	1998	5.0L 305cid	With 10.50 inch ring gear; Without Posi-Traction	111104
	1990-00	5.7L 350cid	With 10.50 inch ring gear; Without Posi-Traction	111104
	1990-93	6.2L 379cid	With 10.50 inch ring gear; Without Posi-Traction	111104
	1992-00	6.5L 395cid	With 10.50 inch ring gear; Without Posi-Traction	111104
	1991-00	7.4L 454cid	With 10.50 inch ring gear; Without Posi-Traction	111104
K2500 Suburban	1992-99	5.7L 350cid	With 10.50 inch ring gear; Without Posi-Traction	111104
	1994-99	6.5L 395cid	With 10.50 inch ring gear; Without Posi-Traction	111104
	1992-99	7.4L 454cid	With 10.50 inch ring gear; Without Posi-Traction	111104
K3500	1985-86	4.8L 292cid	With 10.50 inch ring gear; Without Posi-Traction	111104
	1985-86	5.7L 350cid	With 10.50 inch ring gear; Without Posi-Traction	111104
	1988-00	5.7L 350cid	With 10.50 inch ring gear; Without Posi-Traction	111104
	1985-86	6.2L 379cid	With 10.50 inch ring gear; Without Posi-Traction	111104
	1988-93	6.2L 379cid	With 10.50 inch ring gear; Without Posi-Traction	111104
	1992-00	6.5L 395cid	With 10.50 inch ring gear; Without Posi-Traction	111104
	1985-86	7.4L 454cid	With 10.50 inch ring gear; Without Posi-Traction	111104
	1988-00	7.4L 454cid	With 10.50 inch ring gear; Without Posi-Traction	111104
P2500	1985-87	4.8L 292cid	With 10.50 inch ring gear; Without Posi-Traction	111104
	1989	4.8L 292cid	With 10.50 inch ring gear; Without Posi-Traction	111104
	1985-89	5.7L 350cid	With 10.50 inch ring gear; Without Posi-Traction	111104
	1985-89	6.2L 379cid	With 10.50 inch ring gear; Without Posi-Traction	111104
P3500	1989-91	3.9L 239cid	With 10.50 inch ring gear; Without Posi-Traction	111104
	1990-99	4.3L 262cid	With 10.50 inch ring gear; Without Posi-Traction	111104
	1985-89	4.8L 292cid	With 10.50 inch ring gear; Without Posi-Traction	111104
	1985-99	5.7L 350cid	With 10.50 inch ring gear; Without Posi-Traction	111104
	1985-93	6.2L 379cid	With 10.50 inch ring gear; Without Posi-Traction	111104
	1994-99	6.5L 395cid	With 10.50 inch ring gear; Without Posi-Traction	111104
	1985-99	7.4L 454cid	With 10.50 inch ring gear; Without Posi-Traction	111104
R1500	1987	4.3L 262cid	With 8.50 or 8.625 inch ring gear	111101
	1987	5.0L 305cid	With 8.50 or 8.625 inch ring gear	111101
	1987	5.7L 350cid	With 8.50 or 8.625 inch ring gear	111101
	1987	6.2L 379cid	With 8.50 or 8.625 inch ring gear	111101

● Gasket and internal magnet included. Phosphate coated for corrosion resistance.

DIFFERENTIAL COVERS

MODEL	YEAR	ENGINE	ADDITIONAL	● PART NUMBER
GMC				
R1500 Suburban	1987	5.0L 305cid	With 8.50 or 8.625 inch ring gear	111101
	1987-91	5.7L 350cid	With 8.50 or 8.625 inch ring gear	111101
	1987-91	6.2L 379cid	With 8.50 or 8.625 inch ring gear	111101
R2500	1987	4.3L 262cid	With 10.50 inch ring gear; Without Posi-Traction	111104
	1987-88	4.8L 292cid	With 10.50 inch ring gear; Without Posi-Traction	111104
	1987	5.0L 305cid	With 10.50 inch ring gear; Without Posi-Traction	111104
	1987-89	5.7L 350cid	With 10.50 inch ring gear; Without Posi-Traction	111104
	1987-89	6.2L 379cid	With 10.50 inch ring gear; Without Posi-Traction	111104
	1987-89	7.4L 454cid	With 10.50 inch ring gear; Without Posi-Traction	111104
R2500 Suburban	1987-89	5.7L 350cid	With 10.50 inch ring gear; Without Posi-Traction	111104
	1987-89	6.2L 379cid	With 10.50 inch ring gear; Without Posi-Traction	111104
	1987-89	7.4L 454cid	With 10.50 inch ring gear; Without Posi-Traction	111104
R3500	1987-88	4.8L 292cid	With 10.50 inch ring gear; Without Posi-Traction	111104
	1987-91	5.7L 350cid	With 10.50 inch ring gear; Without Posi-Traction	111104
	1987-91	6.2L 379cid	With 10.50 inch ring gear; Without Posi-Traction	111104
	1987-91	7.4L 454cid	With 10.50 inch ring gear; Without Posi-Traction	111104
S15	1982-85	1.9L 119cid	With 7.50 or 7.625 inch ring gear	111102
	1983-84	2.0L 122cid	With 7.50 or 7.625 inch ring gear	111102
	1984-85	2.2L 134cid	With 7.50 or 7.625 inch ring gear	111102
	1985-90	2.5L 151cid	With 7.50 or 7.625 inch ring gear	111102
	1982-90	2.8L 173cid	With 7.50 or 7.625 inch ring gear	111102
	1988-90	4.3L 262cid	With 7.50 or 7.625 inch ring gear	111102
S15 Jimmy	1983-84	1.9L 119cid	With 7.50 or 7.625 inch ring gear	111102
	1983-84	2.0L 122cid	With 7.50 or 7.625 inch ring gear	111102
	1985-88	2.5L 151cid	With 7.50 or 7.625 inch ring gear	111102
	1983-89	2.8L 173cid	With 7.50 or 7.625 inch ring gear	111102
	1988-91	4.3L 262cid	With 7.50 or 7.625 inch ring gear	111102
Safari	1985-90	2.5L 151cid	With 7.50 or 7.625 inch ring gear	111102
	1985-05	4.3L 262cid	With 7.50 or 7.625 inch ring gear	111102
Savana 1500	1996-97	4.3L 262cid	With 8.50 or 8.625 inch ring gear	111101
	1998-10	4.3L 262cid	With 8.50 or 8.625 inch ring gear	111107
	1996-97	5.0L 305cid	With 8.50 or 8.625 inch ring gear	111101
	1998-02	5.0L 305cid	With 8.50 or 8.625 inch ring gear	111107
	2003-05	5.3L 323cid	With 8.50 or 8.625 inch ring gear	111107
	2006-10	5.3L 325cid	With 8.50 or 8.625 inch ring gear	111107
	1996-97	5.7L 350cid	With 8.50 or 8.625 inch ring gear	111101
	1998-02	5.7L 350cid	With 8.50 or 8.625 inch ring gear	111107
Savana 2500	1997-02	4.3L 262cid	With 10.50 inch ring gear; Without Posi-Traction	111104
	1997-02	5.0L 305cid	With 10.50 inch ring gear; Without Posi-Traction	111104
	1997-02	5.7L 350cid	With 10.50 inch ring gear; Without Posi-Traction	111104
	1997-02	6.5L 395cid	With 10.50 inch ring gear; Without Posi-Traction	111104

● Gasket and internal magnet included. Phosphate coated for corrosion resistance.

MODEL	YEAR	ENGINE	ADDITIONAL	● PART NUMBER
GMC				
Savana 3500	1996-02	5.7L 350cid	With 10.50 inch ring gear; Without Posi-Traction	111104
	1996-02	6.5L 395cid	With 10.50 inch ring gear; Without Posi-Traction	111104
	1996-00	7.4L 454cid	With 10.50 inch ring gear; Without Posi-Traction	111104
	2001-02	8.1L 496cid	With 10.50 inch ring gear; Without Posi-Traction	111104
Sierra 1500	1999-08	4.3L 262cid	With 8.50 or 8.625 inch ring gear	111107
	1999-08	4.8L 294cid	With 8.50 or 8.625 inch ring gear	111107
	1999-05	5.3L 323cid	With 8.50 or 8.625 inch ring gear	111107
	2006-08	5.3L 325cid	With 8.50 or 8.625 inch ring gear	111107
	2006-08	6.0L 364cid	With 8.50 or 8.625 inch ring gear	111107
Sierra 2500	1999-00	5.3L 323cid	With 10.50 inch ring gear; Without Posi-Traction	111104
	1999-04	6.0L 364cid	With 10.50 inch ring gear; Without Posi-Traction	111104
Sierra 2500 HD	2001-09	6.0L 364cid	With 10.50 inch ring gear; Without Posi-Traction	111104
	2001-09	6.6L 400cid	With 10.50 inch ring gear; Without Posi-Traction	111104
	2004	6.6L 403cid	With 10.50 inch ring gear; Without Posi-Traction	111104
	2001-07	8.1L 496cid	With 10.50 inch ring gear; Without Posi-Traction	111104
Sierra C3	2001	6.0L 364cid	With 8.50 or 8.625 inch ring gear	111107
Sierra Denali	2002-07	6.0L 364cid	With 8.50 or 8.625 inch ring gear	111107
	2007-08	6.2L 378cid	With 8.50 or 8.625 inch ring gear	111107
Sonoma	1994-97	2.2L 134cid	With 8.50 or 8.625 inch ring gear	111101
	1994-03	2.2L 134cid	With 7.50 or 7.625 inch ring gear	111102
	1998-01	2.2L 134cid	With 8.50 or 8.625 inch ring gear; w/o drain plug	111101
	1998-01	2.2L 134cid	With 8.50 or 8.625 inch ring gear; with drain plug	111107
	2002-03	2.2L 134cid	With 8.50 or 8.625 inch ring gear	111107
	1991-93	2.5L 151cid	With 7.50 or 7.625 inch ring gear	111102
	1991-93	2.8L 173cid	With 7.50 or 7.625 inch ring gear	111102
	1991-04	4.3L 262cid	With 7.50 or 7.625 inch ring gear	111102
	1994-97	4.3L 262cid	With 8.50 or 8.625 inch ring gear	111101
	1998-01	4.3L 262cid	With 8.50 or 8.625 inch ring gear; w/o drain plug	111101
	1998-01	4.3L 262cid	With 8.50 or 8.625 inch ring gear; with drain plug	111107
	2002-04	4.3L 262cid	With 8.50 or 8.625 inch ring gear	111107
Syclone	1991	4.3L 262cid	With 7.50 or 7.625 inch ring gear	111102
Typhoon	1992-93	4.3L 262cid	With 7.50 or 7.625 inch ring gear	111102
V1500	1987	4.3L 262cid	With 8.50 or 8.625 inch ring gear	111101
	1987	5.0L 305cid	With 8.50 or 8.625 inch ring gear	111101
	1987	5.7L 350cid	With 8.50 or 8.625 inch ring gear	111101
	1987	6.2L 379cid	With 8.50 or 8.625 inch ring gear	111101
V1500 Suburban	1987-91	5.7L 350cid	With 8.50 or 8.625 inch ring gear	111101
	1987-91	6.2L 379cid	With 8.50 or 8.625 inch ring gear	111101
V3500	1987-88	4.8L 292cid	With 10.50 inch ring gear; Without Posi-Traction	111104
	1987-91	5.7L 350cid	With 10.50 inch ring gear; Without Posi-Traction	111104
	1987-91	6.2L 379cid	With 10.50 inch ring gear; Without Posi-Traction	111104
	1987-91	7.4L 454cid	With 10.50 inch ring gear; Without Posi-Traction	111104

● Gasket and internal magnet included. Phosphate coated for corrosion resistance.

MODEL	YEAR	ENGINE	ADDITIONAL	● PART NUMBER
GMC				
Yukon	2000-08	4.8L 294cid	With 8.50 or 8.625 inch ring gear	111107
	2000-05	5.3L 323cid	With 8.50 or 8.625 inch ring gear	111107
	2005-08	5.3L 325cid	With 8.50 or 8.625 inch ring gear	111107
	1992-97	5.7L 350cid	With 8.50 or 8.625 inch ring gear	111101
	1998	5.7L 350cid	With 8.50 or 8.625 inch ring gear; w/o drain plug	111101
	1998	5.7L 350cid	With 8.50 or 8.625 inch ring gear; with drain plug	111107
	1999	5.7L 350cid	With 8.50 or 8.625 inch ring gear	111107
	2008	6.0L 364cid	With 8.50 or 8.625 inch ring gear	111107
	2007-08	6.2L 378cid	With 8.50 or 8.625 inch ring gear	111107
	1994-97	6.5L 395cid	With 8.50 or 8.625 inch ring gear	111101
Yukon XL 1500	2000-05	5.3L 323cid	With 8.50 or 8.625 inch ring gear	111107
	2006-08	5.3L 325cid	With 8.50 or 8.625 inch ring gear	111107
	2007-08	6.0L 364cid	With 8.50 or 8.625 inch ring gear	111107
	2007-08	6.2L 378cid	With 8.50 or 8.625 inch ring gear	111107
Yukon XL 2500	2000-08	6.0L 364cid	With 10.50 inch ring gear; Without Posi-Traction	111104
	2001-06	8.1L 496cid	With 10.50 inch ring gear; Without Posi-Traction	111104
LINCOLN TRUCK				
Blackwood	2002	5.4L 330cid	With 9.75 inch ring gear	111106
Mark LT	2006-08	5.4L 330cid	With 10.25 inch ring gear	111105
	2006-08	5.4L 330cid	With 8.80 inch ring gear	111103
	2006-08	5.4L 330cid	With 9.75 inch ring gear	111106
Navigator	1998-02	5.4L 330cid	With 9.75 inch ring gear	111106
MAZDA TRUCK				
B2300	2001	2.3L 2294cc	With 8.80 inch ring gear	111103
	1994-97	2.3L 2295cc	With 8.80 inch ring gear	111103
	2002-09	2.3L 2300cc	With 8.80 inch ring gear	111103
B2500	1998-01	2.5L 2492cc	With 8.80 inch ring gear	111103
B3000	1999-03	3.0L 182cid	With 8.80 inch ring gear	111103
	1998	3.0L 2954cc	With 8.80 inch ring gear	111103
	2001-07	3.0L 2954cc	With 8.80 inch ring gear	111103
	1994-97	3.0L 2983cc	With 8.80 inch ring gear	111103
B4000	1994-09	4.0L 4016cc	With 8.80 inch ring gear	111103
Navajo	1991-94	4.0L 4016cc	With 8.80 inch ring gear	111103
MERCURY TRUCK				
Mountaineer	1998-01	4.0L 245cid	With 8.80 inch ring gear	111103
	1997-01	5.0L 302cid	With 8.80 inch ring gear	111103

- Gasket and internal magnet included. Phosphate coated for corrosion resistance.

MODEL	YEAR	ENGINE	ADDITIONAL	● PART NUMBER
OLDSMOBILE				
98	1982-83	4.1L 252cid	With 7.50 or 7.625 inch ring gear	111102
	1982-83	4.1L 252cid	With 8.50 or 8.625 inch ring gear	111101
	1982-84	5.0L 307cid	With 7.50 or 7.625 inch ring gear	111102
	1982-84	5.0L 307cid	With 8.50 or 8.625 inch ring gear	111101
	1982-84	5.7L 350cid	With 7.50 or 7.625 inch ring gear	111102
	1982-84	5.7L 350cid	With 8.50 or 8.625 inch ring gear	111101
Custom Cruiser	1991-92	5.0L 305cid	With 8.50 or 8.625 inch ring gear	111101
	1982-85	5.0L 307cid	With 7.50 or 7.625 inch ring gear	111102
	1982-90	5.0L 307cid	With 8.50 or 8.625 inch ring gear	111101
	1982-85	5.7L 350cid	With 7.50 or 7.625 inch ring gear	111102
	1982-85	5.7L 350cid	With 8.50 or 8.625 inch ring gear	111101
	1992	5.7L 350cid	With 8.50 or 8.625 inch ring gear	111101
Cutlass Calais	1982-84	3.8L 231cid	With 7.50 or 7.625 inch ring gear	111102
	1984	3.8L 231cid	With 8.50 or 8.625 inch ring gear	111101
	1982-84	4.3L 260cid	With 7.50 or 7.625 inch ring gear	111102
	1984	4.3L 260cid	With 8.50 or 8.625 inch ring gear	111101
	1982-84	5.0L 307cid	With 7.50 or 7.625 inch ring gear	111102
	1984	5.0L 307cid	With 8.50 or 8.625 inch ring gear	111101
	1982-84	5.7L 350cid	With 7.50 or 7.625 inch ring gear	111102
	1984	5.7L 350cid	With 8.50 or 8.625 inch ring gear	111101
Cutlass Cruiser	1982	3.8L 231cid	With 7.50 or 7.625 inch ring gear	111102
	1982	4.3L 260cid	With 7.50 or 7.625 inch ring gear	111102
	1982	5.0L 305cid	With 7.50 or 7.625 inch ring gear	111102
	1982-83	5.0L 307cid	With 7.50 or 7.625 inch ring gear	111102
	1982-83	5.7L 350cid	With 7.50 or 7.625 inch ring gear	111102
Cutlass Supreme	1988	2.8L 173cid	With 7.50 or 7.625 inch ring gear	111102
	1982-87	3.8L 231cid	With 7.50 or 7.625 inch ring gear	111102
	1984-87	3.8L 231cid	With 8.50 or 8.625 inch ring gear	111101
	1982-84	4.3L 260cid	With 7.50 or 7.625 inch ring gear	111102
	1984	4.3L 260cid	With 8.50 or 8.625 inch ring gear	111101
	1982-88	5.0L 307cid	With 7.50 or 7.625 inch ring gear	111102
	1984-87	5.0L 307cid	With 8.50 or 8.625 inch ring gear	111101
	1982-85	5.7L 350cid	With 7.50 or 7.625 inch ring gear	111102
	1984-85	5.7L 350cid	With 8.50 or 8.625 inch ring gear	111101
Delta 88	1982-85	3.8L 231cid	With 7.50 or 7.625 inch ring gear	111102
	1982-85	3.8L 231cid	With 8.50 or 8.625 inch ring gear	111101
	1982	4.3L 260cid	With 7.50 or 7.625 inch ring gear	111102
	1982	4.3L 260cid	With 8.50 or 8.625 inch ring gear	111101
	1982-85	5.0L 307cid	With 7.50 or 7.625 inch ring gear	111102
	1982-85	5.0L 307cid	With 8.50 or 8.625 inch ring gear	111101
	1982-85	5.7L 350cid	With 7.50 or 7.625 inch ring gear	111102
	1982-85	5.7L 350cid	With 8.50 or 8.625 inch ring gear	111101

● Gasket and internal magnet included. Phosphate coated for corrosion resistance.

DIFFERENTIAL COVERS

MODEL	YEAR	ENGINE	ADDITIONAL	● PART NUMBER
OLDSMOBILE TRUCK				
Bravada	1991-94	4.3L 262cid	With 7.50 or 7.625 inch ring gear	111102
	1994	4.3L 262cid	With 8.50 or 8.625 inch ring gear	111101
	1996-97	4.3L 262cid	With 8.50 or 8.625 inch ring gear	111101
	1996-01	4.3L 262cid	With 7.50 or 7.625 inch ring gear	111102
	1998-01	4.3L 262cid	With 8.50 or 8.625 inch ring gear; w/o drain plug	111101
	1998-01	4.3L 262cid	With 8.50 or 8.625 inch ring gear; with drain plug	111107
PONTIAC				
Bonneville	1982-86	3.8L 231cid	With 7.50 or 7.625 inch ring gear	111102
	1982	4.1L 252cid	With 7.50 or 7.625 inch ring gear	111102
	1986	4.3L 262cid	With 7.50 or 7.625 inch ring gear	111102
	1983-86	5.0L 305cid	With 7.50 or 7.625 inch ring gear	111102
	1982-84	5.7L 350cid	With 7.50 or 7.625 inch ring gear	111102
Firebird	1982-86	2.5L 151cid	With 7.50 or 7.625 inch ring gear	111102
	1982-83	2.8L 173cid	With 7.50 or 7.625 inch ring gear	111102
	1984	2.8L 173cid	1 in 8th position of VIN; With 7.50 or 7.625 inch ring gear	111102
	1985-89	2.8L 173cid	With 7.50 or 7.625 inch ring gear	111102
	1990-92	3.1L 189cid	With 7.50 or 7.625 inch ring gear	111102
	1993-95	3.4L 207cid	With 7.50 or 7.625 inch ring gear	111102
	1989	3.8L 231cid	With 7.50 or 7.625 inch ring gear	111102
	1995-02	3.8L 231cid	With 7.50 or 7.625 inch ring gear	111102
	1982-92	5.0L 305cid	With 7.50 or 7.625 inch ring gear	111102
	1987-02	5.7L 350cid	With 7.50 or 7.625 inch ring gear	111102
Grand Prix	1982-87	3.8L 231cid	With 7.50 or 7.625 inch ring gear	111102
	1982	4.1L 252cid	With 7.50 or 7.625 inch ring gear	111102
	1986-87	4.3L 262cid	With 7.50 or 7.625 inch ring gear	111102
	1983-87	5.0L 305cid	With 7.50 or 7.625 inch ring gear	111102
	1982-84	5.7L 350cid	With 7.50 or 7.625 inch ring gear	111102
Parisienne	1983-84	3.8L 231cid	With 7.50 or 7.625 inch ring gear	111102
	1983-84	3.8L 231cid	With 8.50 or 8.625 inch ring gear	111101
	1985-86	4.3L 262cid	With 7.50 or 7.625 inch ring gear	111102
	1985-86	4.3L 262cid	With 8.50 or 8.625 inch ring gear	111101
	1983-86	5.0L 305cid	With 7.50 or 7.625 inch ring gear	111102
	1983-86	5.0L 305cid	With 8.50 or 8.625 inch ring gear	111101
	1986	5.0L 307cid	With 7.50 or 7.625 inch ring gear	111102
	1986	5.0L 307cid	With 8.50 or 8.625 inch ring gear	111101
	1983-85	5.7L 350cid	With 7.50 or 7.625 inch ring gear	111102
1983-85	5.7L 350cid	With 8.50 or 8.625 inch ring gear	111101	
Safari	1987-89	5.0L 307cid	With 8.50 or 8.625 inch ring gear	111101

● Gasket and internal magnet included. Phosphate coated for corrosion resistance.

MODEL	YEAR	POSITION	ADDITIONAL	PART NUMBER
CADILLAC				
Escalade	2002-06	Front	AWD; 3.73 ratio	111500
CHEVROLET				
Avalanche 1500	2002-04	Front	4WD; 3.73 ratio	111501
Blazer	1988-98	Front	4WD; 3.73 ratio	111504
	1992-98	Front	4WD; 3.42 ratio	111503
K1500	1988-95	Front	4WD; 4.10 ratio	111505
	1988-99	Front	4WD; 3.73 ratio	111504
	1992-98	Front	4WD; 3.42 ratio	111503
K1500 Suburban	1992-98	Front	4WD; 3.42 ratio	111503
	1992-99	Front	4WD; 3.73 ratio	111504
K2500	1988-95	Front	4WD; 4.10 ratio	111505
	1988-99	Front	4WD; 3.73 ratio	111504
	1992-98	Front	4WD; 3.42 ratio	111503
K2500 Suburban	1992-98	Front	4WD; 3.42 ratio	111503
	1992-99	Front	4WD; 3.73 ratio	111504
Silverado 1500	1999-06	Front	4WD; 4.10 ratio	111502
	1999-07	Front	4WD; 3.73 ratio	111501
	2005-06	Front	4WD; 3.42 ratio	111506
Silverado 1500 HD	2001-03	Front	4WD; 3.73 ratio	111501
	2001-03	Front	4WD; 4.10 ratio	111502
	2005-06	Front	4WD; 3.42 ratio	111506
	2005-06	Front	4WD; 4.10 ratio	111502
	2005-07	Front	4WD; 3.73 ratio	111501
Suburban 1500	2000-06	Front	4WD; 3.73 ratio	111501
	2000-06	Front	4WD; 4.10 ratio	111502
	2005-06	Front	4WD; 3.42 ratio	111506
	2006	Front	AWD; 3.73 ratio	111500
Tahoe	1995-98	Front	4WD; 3.42 ratio	111503
	1995-98	Front	4WD; 3.73 ratio	111504
	1999-06	Front	4WD; 3.73 ratio	111501
	1999-06	Front	4WD; 4.10 ratio	111502
	2005-06	Front	4WD; 3.42 ratio	111506
V10 Suburban	1988	Front	4WD; 3.73 ratio	111504
V1500 Suburban	1989-91	Front	4WD; 3.73 ratio	111504
V20 Suburban	1988	Front	4WD; 3.73 ratio	111504
V2500 Suburban	1989-91	Front	4WD; 3.73 ratio	111504
GMC				
Jimmy	1988-99	Front	4WD; 3.73 ratio	111504
	1992-98	Front	4WD; 3.42 ratio	111503
K1500	1988-95	Front	4WD; 4.10 ratio	111505
	1988-99	Front	4WD; 3.73 ratio	111504
	1992-98	Front	4WD; 3.42 ratio	111503

MODEL	YEAR	POSITION	ADDITIONAL	PART NUMBER
GMC				
K1500 Suburban	1992-98	Front	4WD; 3.42 ratio	111503
	1992-99	Front	4WD; 3.73 ratio	111504
K2500	1988-95	Front	4WD; 4.10 ratio	111505
	1988-99	Front	4WD; 3.73 ratio	111504
	1992-98	Front	4WD; 3.42 ratio	111503
K2500 Suburban	1992-98	Front	4WD; 3.42 ratio	111503
	1992-99	Front	4WD; 3.73 ratio	111504
Sierra 1500	1999-06	Front	4WD; 4.10 ratio	111502
	1999-07	Front	4WD; 3.73 ratio	111501
	2005-06	Front	4WD; 3.42 ratio	111506
Sierra 1500 HD	2001-03	Front	4WD; 3.73 ratio	111501
	2001-03	Front	4WD; 4.10 ratio	111502
	2005-06	Front	4WD; 3.42 ratio	111506
	2005-06	Front	4WD; 4.10 ratio	111502
	2005-07	Front	4WD; 3.73 ratio	111501
V1500 Suburban	1988-91	Front	4WD; 3.73 ratio	111504
V2500 Suburban	1988-91	Front	4WD; 3.73 ratio	111504
Yukon	1992-98	Front	4WD; 3.42 ratio	111503
	1992-98	Front	4WD; 3.73 ratio	111504
	1999-06	Front	4WD; 3.73 ratio	111501
	1999-06	Front	4WD; 4.10 ratio	111502
	2005-06	Front	4WD; 3.42 ratio	111506
Yukon XL 1500	2000-06	Front	4WD; 3.73 ratio	111501
	2000-06	Front	4WD; 4.10 ratio	111502
	2005-06	Front	4WD; 3.42 ratio	111506

111001

OE No.: 15200681

GM, ISUZU
2002-08
4WD



111002

OE No.: 15200680

GM, SAAB
2002-08
AWD



111101

O.E. No: 26067595

GM
1982-01

With 8.50 or 8.625 inch
ring gear



111102

O.E. No: 12471370

GM
1982-05

With 7.50 or 7.625 inch
ring gear



111103

O.E. No: E3AZ4033A,
F0TZ4033A, F4TZ4033A,
ZZL026012, ZZM126

**FORD TRUCK,
MAZDA TRUCK**
1983-10

With 8.80 inch ring gear



111104

O.E. No: 26067040

GM TRUCK
1985-09

With 10.50 inch ring gear,
exc. Posi



111105

O.E. No: E5TZ4033A

FORD TRUCK
1985-10

With 10.25 inch ring gear



111106

O.E. No: F75Z4033AA

FORD TRUCK
1997-10

With 9.75 inch ring gear



111107

O.E. No: 15290822

GM TRUCK
1998-10


With 8.50 or 8.625 inch
ring gear



Remanufactured 8.25" Front Differentials For 1992-06 GM Vehicles With Independent Front Suspension

No longer available from the car dealer as new

- Brand new units are no longer available. ATP's fully remanufactured differentials offer the best alternative to bench rebuilding the unit or buying used. Our units are ready to install, just add 3.5 pints of SAE 75W-90 Synthetic Axle Lubricant. Precision remanufactured units backed by a 5 year 100,000 mile warranty.
- Carefully inspected and then totally reconditioned to meet original specifications. All units supplied with new bearings and seals. Additional parts such as ring and pinion, inner case, and other internal parts are rigorously, thoroughly tested and replaced if out of O.E. specifications. No core program.
- You can sell the core for additional profit! Plus, you save time and hassle by not returning the core. All ratios available.
- Ratios of 3.42, 3.73, and 4.10 are available, depending on application.



Applications

ATP Part No.	Ratio	Year	Hollander No:	O.E. No:	RPO Code:	ID No:
111500	3.73	2002-06	440-01362	15839874	GT4	TUF, UT5, WH3, WZ6, XR4, XZ6
111501	3.73	1999-07	440-01336A	15860083	GT4	MY7, TUG, UL2, US9, WH1, XC8, XS4, ZXN
111502	4.10	1999-06	440-01336B	15860084	GT5	JM6, MY8, TUJ, UL5, UN1, XC9, XS5, XZ6, ZXP
111503	3.42	1992-98	440-01444A & C	15003832	GU6	
111504	3.73	1988-99	440-01444B & D	15742404, 15758982	GT4	
111505	4.10	1988-95	440-01444E	26043585	GT5	
111506	3.42	2005-06	440-01437	15860079	GU6	JP5, WH2

The Value Is In The Brand!

OEM TO ATP INTERCHANGE

OEM NO.	ATP NO.	OEM NO.	ATP NO.	OEM NO.	ATP NO.	OEM NO.	ATP NO.
ACURA		CHRYSLER (cont.)		CHRYSLER (cont.)		FORD (cont.)	
18000P1R305	101344	4777054	101269	MD101341	101268	8L2Z6B3321A	102251
		4777303	103056	MD101659	101012	8L8Z6675A	103146
BMW		4777335	103061	MD110686	103021	9L3Z9430D	101361
7119951480	102263	4883352	101263	MD110720	101150	C2DZ6312A	102211
11231438995	102262	4883385	101212	MD112272	102303	C4AZ6019B	103004
11237513862	102263	4883385	101330	MD117624	101310	C5AZ6312A	102008
CHRYSLER		5302010	103072	MD125890	102305	C5AZ6316B	102200
1044282	101331	8121274	101145	MD134390	101255	C5SZ9430A	101314
1859760	101001	8122442	101153	MD145529	102304	C5TZ7050H	FX-235
2951671	103001	8124999	101002	MD149770	101013	C5TZ9431A	101059
3211465	105010	33002879	102252	MD150195	103058	C6AZ7A194A	103018
3225005	105020	33002920	102005	MD150625	101318	C6AZ9430A	101314
3230131	102001	53006244	101111	MD157769	101247	C8AZ6316A	102201
3237427	101004	53007839	103072	MD307345	101254	C8DE6316AZ	102211
3242886	102002	53009872	103062	MD309537	103058	C8DZ6312A	102203
3683945	105021	53010184	101195	MD324796	102161	D0TZ9430A	101058
3744827	101006	53010188	101009	MD354781	102127	D2AZ6312B	102309
3769109	101003	53010189	101010	MN119375	102147	D2AZ6312C	102310
3769964	103001	53010196	101164	MR597478	101422	D2AZ6316A	102204
3879720	101007	53010199	101163			D2AZ6316B	102206
3879721	101144	53020108	103072	FORD			
4041261	101008	53020182	102129	1F1Z5G232DA	101341	D3TZ7521A	FX-232
4058997	103019	53020207	103072	1F1Z6A312AA	102110	D3TZ9A427A	105001
4071609	101146	53020833	103072	1F5Z9431AA	101385	D4TZ6312A	102199
4095527	102210	53021284	102129	1L2Z9430CA	101370	D4VY9431	101326
4173443	102003	53030872	101195	1L2Z9431CA	101375	D5AZ6316A	102100
4173445	102128	53030873	101009	1L5Z9431AA	101227	D5AZ7A194A	103018
4173447	102004	33002920AB	102005	1S7Z6312BA	102286	D5AZ9431A	101049
4323777	101229	4483733AB	103059	1W7Z6312AA	102272	D5TE9430C	101028
4323780	101133	4694268AB	102188	2F1Z5G232AA	101341	D5TE9431F	101026
4343620	103022	4777618AA	102160	2L1Z6312AA	102186	D5TZ6675A	103088
4343742	101133	4777618AA	102188	2L1Z9430BA	101360	D7TZ6316A	102009
4448009	101256	4777618AB	102160	2L5Z9431AA	101227	D7TZ9430A	101022
4448707	103022	4777618AD	102160	2L7Z6312AA	102186	D8TZ6316B	102010
4448714	103022	4777618AE	102160	2L7Z9430AA	101393	D9BZ6675A	103084
4448886	102114	4777619AC	101305	2M5Z6312AA	102123	D9TZ6312AC	102199
4448909	101264	4777619AC	101305	3C3Z6312AA	102236	D9TZ6316B	102011
4471573	103016	4777619AC	101182	3F2Z9430CC	101205	D9TZ6316C	102011
4556730	101141	4792815AA	102279	3F2Z9430CC	101205	E0AE9430F	101023
4621159	103022	4884460AA	101394	3F2Z9431CA	101236	E0AZ6019B	103004
4621160	103022	5014170AB	101180	3L2Z6B321AA	102251	E0AZ6019B	103109
4621168	103092	5014170AC	101180	3L3Z6B321AB	102232	E0TZ6675A	103085
4621662	101257	5037394AA	102302	3L3Z9430DA	101361	E0UZ6675B	103042
4663175	102144	5080860AA	101128	3L3Z9431CA	101362	E1SZ9A427A	105012
4663176	102158	53013263AB	101424	3L3Z9431CA	101420	E1TZ6316D	102012
4663769	101128	53020689AB	102166	4F1Z5G232AA	101341	E3TZ6312E	102013
4667488	101155	53020833AB	103072	4F2Z6019BA	103108	E3TZ6675C	103043
4667494	101135	53030872AB	101195	4S4Z5G232CB	101426	E3TZ9426D	101019
4667495	101135	53030873AB	101009	4W7Z9430AA	101455	E3TZ9430A	101243
4667714	101126	53031085AB	101364	4W7Z9431AA	101456	E3TZ9431A	101025
4667756	102112	53031086AB	101363	5C3Z9431BA	101362	E3TZ9431B	101241
4667765	102112	J3225201	102007	5L8Z5G232CC	101380	E3TZ9431C	101242
4667772	102148	J3243152	103079	5L8Z5G232EA	101383	E3ZZ7050A	FX-238
4667785	103056	J8122442	101153	5L8Z6675AA	103146	E43Z9430E	101192
4713055	101005	MD025534	101014	5S4Z5G232A	101426	E4TZ6316A	102014
		MD095636	103057	7C3Z9430A	101361	E4TZ6316B	102030
		MD096778	102127	7L1Z9431A	101420	E4TZ9426D	101024
		MD096958	101258	7Y7Z6312A	102286	E4TZ9A427A	105011

OEM TO ATP INTERCHANGE

OEM NO.	ATP NO.	OEM NO.	ATP NO.	OEM NO.	ATP NO.	OEM NO.	ATP NO.
FORD (cont.)		FORD (cont.)		FORD (cont.)		FORD (cont.)	
E53Z9430A	101016	F37Z9431H	101209	F68Z6675BA	103026	XF1Z6316AA	102116
E5HE9430A	101028	F37Z9431K	101191	F6DZ6B321AA	102023	XF2Z9430BA	101205
E5HE9431A	101026	F37Z9431L	101191	F6DZ9430J	101167	XF2Z9431AA	101196
E5TE9431B	101027	F37Z9431M	101209	F6DZ9430L	101203	XF2Z9431BA	101236
E5TZ6019G	103003	F3AZ6316A	102018	F6DZ9431R	101171	XF3Z9430AA	101224
E5TZ6019H	103111	F3CZ9430C	101244	F6DZ9431S	101200	XF3Z9431AA	101154
E5TZ7A194D	103018	F3CZ9430D	101244	F6PZ6312AA	102024	XF5Z9431BA	101395
E5TZ7A194E	103018	F3DZ6B321A	102019	F6RZ5G232AF	101213	XL1Z9431BA	101190
E5TZ9430D	101029	F3LY5G232A	101349	F6RZ5G232AG	101213	XL2Z6312BA	102028
E67E9430AD	101017	F3TZ6675A	103081	F6RZ5G232BA	101214	XL2Z9413CA	101159
E69Z9430C	101231	F3TZ9430L	101031	F6TE9431A	101039	XL2Z9430CA	101206
E6AZ9430E	101030	F3TZ9431N	101040	F6TZ6675LA	103024	XL2Z9430FA	101158
E6AZ9430F	101045	F3XY9430A	101185	F6TZ6675MA	103023	XL2Z9431CA	101159
E6AZ9431E	101046	F3XY9430B	101351	F6TZ6675NA	103028	XL3Z6312CA	102025
E6FZ9430A	101248	F42Z6675A	103083	F6TZ9430NA	101053	XL3Z6675AA	103071
E6SZ9413A	101047	F47Z9430A	101169	F6TZ9431C	101039	XL3Z9430AA	101280
E6SZ9431A	101047	F4DZ6B321A	102020	F6TZ9431LA	101052	XL3Z9430CA	101175
E6TZ6B321B	102113	F4DZ9430B	101193	F6UZ6316A	102103	XL3Z9430GA	101285
E6TZ9424D	101054	F4DZ9431C	101237	F6XZ9430A	101151	XL3Z9431AA	101281
E6TZ9430A	101017	F4TE9430DC	101020	F6ZZ6312AB	102118	XL3Z9431BA	101308
E6ZZ9430C	101250	F4TE9431DB	101021	F6ZZ7050A	FX-238	XL3Z9431FA	101199
E6ZZ9431A	101249	F4TZ9430A	101035	F6ZZ9430BA	101222	XR3Z9430BC	101271
E7FZ9430B	101248	F4TZ9430B	101178	F6ZZ9430FA	101198	XR3Z9430CC	101222
E7TZ6019A	103002	F4TZ9430C	101056	F6ZZ9431FA	101225	XR3Z9430FA	101198
E7TZ6312A	102015	F4TZ9430E	101033	F70Z6316AA	102027	XR3Z9431CB	101166
E7TZ6675A	103020	F4TZ9431A	101036	F75Z6312AC	102025	XR3Z9431DC	101270
E7TZ6675E	103040	F4TZ9431B	101176	F75Z6312BA	102164	XW4Z9431BE	101202
E7TZ9430A	101037	F4TZ9431C	101055	F75Z9430HB	101204	XW4Z9431CE	101202
E8DZ6316A	102101	F4TZ9431E	101034	F75Z9431DB	101177	YC2Z6312AA	102124
E8TZ6316A	102016	F4XY9430A	101151	F77Z9430AA	101194	YC2Z9430AA	101406
E8TZ6316B	102017	F4XY9431A	101152	F77Z9430CA	101158	YC2Z9430BA	101343
E92Z6675A	103086	F50Y9430A	101224	F77Z9430HA	101207	YC2Z9431BA	101407
E92Z9430B	101208	F59Z6675A	103029	F77Z9430JA	101136	YC2Z9431EA	101286
E9DZ6675F	103025	F5AZ9430A	101283	F77Z9431AA	101189	YF1Z9430ED	101287
E9DZ6675G	103044	F5AZ9431A	101284	F77Z9431CA	101162	YF1Z9431FD	101226
E9GZ6675A	103045	F5DZ6675A	103041	F77Z9431GA	101165	YL8Z5G232AA	101383
E9SZ6B321C	102175	F5DZ9431C	101223	F78Z9431AA	101196	YL8Z5G232DA	101380
E9TZ6675A	103080	F5RZ6312A	102225	F79Z9431AB	101228	YS4Z6675BA	103145
F09Z6675A	103027	F5SZ9431A	101220	F7CZ6316BA	102026	YU3Z9430AA	101158
F0DZ6316A	102102	F5TZ6312CA	102022	F7CZ9430FB	101232	YU3Z9430BA	101235
F0HZ9430A	101044	F5TZ6316AA	102021	F7DZ6316AA	102027		
F0TZ6B321A	102028	F5TZ6316CA	102022	F7RZ6316AA	102117		
F0TZ6B321B	102113	F5TZ9430B	101316	F7UZ9431VB	101221		
F12Z6316A	102150	F5TZ9430BA	101316	F80Z9430CA	101224		
F1AZ9430B	101417	F5TZ9430F	101048	F81Z9430AA	101396		
F1AZ9431B	101388	F5TZ9431C	101317	F81Z9431AA	101402		
F1CZ9430A	101238	F5TZ9431F	101018	F87Z9430AA	101235		
F1HZ9430B	101134	F5UZ9431A	101186	F87Z9431AA	101234		
F1HZ9431B	101134	F65E6059AE	103108	F8CZ9430FD	101170		
F1SZ6675A	103031	F65Z9430A	101161	F8ZZ6019B	103108		
F1SZ6675B	103030	F65Z9430B	101157	F8ZZ9431DA	101160		
F1TZ6019A	103003	F65Z9431A	101187	F8ZZ9431EA	101240		
F23Z6316A	102191	F65Z9431B	101188	FE3N10400B	103086		
F25Z9430A	101051	F67Z6019AA	103039	XC2Z9430AA	101343		
F25Z9430B	101050	F67Z6312AA	102140	XC2Z9430CA	101404		
F32Z6312AA	102130	F67Z9431BA	101137	XC2Z9431CA	101405		

GENERAL MOTORS

328599	101140
330850	103121
335380	JX-105
340293	101325
340690	JX-105
343787	101069
352153	102034
355915	105002
372243	101060
417142	102122
458149	102035
458652	102036
458653	102069

OEM TO ATP INTERCHANGE

OEM NO.	ATP NO.	OEM NO.	ATP NO.	OEM NO.	ATP NO.	OEM NO.	ATP NO.
GENERAL MOTORS (cont.)		GENERAL MOTORS (cont.)		GENERAL MOTORS (cont.)		GENERAL MOTORS (cont.)	
464136	101140	10028930	102193	12339997	102054	12569530	101371
464607	103090	10042814	102192	12371986	102055	12571619	102231
465221	103036	10044282	101076	12523197	101132	12571679	101261
477682	102037	10044374	101077	12523974	103119	12576652	102171
746187	101156	10044603	103116	12524289	101085	12578341	101371
1258617	103014	10044683	103153	12528916	103033	12602037	101261
1996523	105008	10044869	101148	12531283	103120	12602038	101371
3524158	101357	10044878	101299	12550122	101089	12616286	101371
3527189	101354	10045106	101078	12551138	102056	12787628	102273
3544523	101366	10045233	101233	12551385	101074	14007400	101246
3632576	105007	10045235	101233	12551387	101075	14014500	101156
3749965	101102	10045315	101064	12551443	101065	14015493	101149
3797901	101218	10045321	101091	12551444	101069	14022671	102059
3814970	101219	10045732	101065	12551445	101130	14031376	101098
3846559	101061	10051507	101148	12551486	102119	14033075	103054
3857352	102070	10054764	101087	12551537	102075	14045181	101073
3860008	102039	10054809	103035	12551948	102069	14045182	101072
3860010	102078	10055524	101233	12552325	101093	14048437	101147
3880834	101217	10055570	101090	12552436	102057	14050233	101245
3887023	105019	10055570	101210	12552437	102169	14050282	101081
3887024	105018	10055571	101211	12553118	102058	14050775	JX-121
3887034	105017	10066046	102069	12553146	101197	14062618	JX-108
3896590	102040	10078999	103091	12553149	101179	14062705	102195
3896904	102041	10085605	101074	12554258	103055	14067365	101080
3901178	JX-114	10089288	101075	12554555	103073	14068667	101267
3905364	101068	10093091	101233	12554973	101094	14077873	103089
3932469	101067	10101160	102047	12554981	101168	14077878	103054
3969923	101216	10101369	102048	12555082	101088	14079296	101099
5233150	105016	10101737	103115	12555621	101377	14082324	102060
5233155	105015	10106046	101078	12556040	101293	14082348	103034
5233200	105014	10112345	101334	12556041	101294	14083394	102061
5233320	105013	10115724	101365	12556053	101290	14085401	102062
5233475	105009	10128448	101350	12556476	101332	14085780	101327
5233650	105006	10128489	102115	12556488	101367	14086036	101079
5233737	105005	10141202	102070	12557286	101376	14087511	101353
5234810	105004	10141212	102049	12557287	101377	14090022	103186
5234820	105003	10141251	101149	12557345	102106	14090025	102195
6272221	102075	10141920	102194	12557359	101333	14091896	102071
6272222	102042	10153517	102121	12557359	101333	14093658	101063
6272223	102044	10154688	102051	12557557	103049	14093660	101062
6272225	102045	10166143	101101	12557828	101095	14094063	101259
8631337	103011	10166144	101100	12558512	101366	14094064	101260
8637738	103011	10166145	101306	12559225	101367	14094065	101266
8643574	103011	10171016	101295	12560115	102120	14100630	102063
8653915	103011	10172764	102052	12560937	101092	14102013	101101
8653942	103011	10172787	101233	12561164	101291	14102164	101090
8662942	103012	10172857	101086	12561513	102207	14103207	101096
8663948	103017	10182321	101275	12562818	103076	15162652	111501
8665901	103011	10221960	101197	12563265	102284	17113136	106001
8667545	103017	10223342	101071	12563266	102284	21007717	102165
8675995	103012	10224885	102156	12563268	102055	22503678	101083
8685184	103013	10225133	102121	12563282	102284	22506730	102064
9228479	102138	10230859	101179	12564161	101262	22521449	101084
10001587	102193	10243271	102053	12567484	101408	22538921	103046
10020689	102193	10244605	101129	12569057	101355	24204278	103163
10022956	102193	12329552	103006	12569416	101371	24206181	103138

OEM TO ATP INTERCHANGE

OEM NO.	ATP NO.	OEM NO.	ATP NO.	OEM NO.	ATP NO.	OEM NO.	ATP NO.
GENERAL MOTORS (cont.)		GENERAL MOTORS (cont.)		HONDA (cont.)		KIA	
24229658	103164	91176019	101399	18160PLMA50	101415	OK01511401B	102215
24412092	101378	91176937	101324	18190RCAA00	101413	OK08A13451C	101423
24412093	101379	91177110	101347	18190RCAL00	101413	OK24711317A	102216
24500171	101131	91177111	101348	18190RGLA00	101413	OK30C11401	102217
24501201	102072	93205953	103053	18290RCAA00	101412	231242X010	102220
24501442	101181	93800970	103075	18290RCAL00	101412	231243X700	102223
24501985	102104	93802337	101168	18290RGLA00	101412		
24502130	101131	94401273	101103			MAZDA	
24502176	102073	94658136	103052	HYUNDAI		250913451	101113
24502380	101296	94856515	101105	2151026010	103169	A5792055XB	101391
24503065	102073	94856690	102182	2312422000	102111	AJ0311400	102117
24503067	102105	94856791	101277	2312422001	102079	AJ512050XA	101392
24503557	103048	94858989	102182	2312422020	102080	AJ512055XA	101391
24503920	101289	96064359	103051	2312423010	102208	AJ572050XC	101390
24504379	101273	96069341	101082	2312423515	102218	AJ572055XC	101381
24504609	102065	96069343	101184	2312423772	102219	AJ792050XB	101392
24504611	102071	97061518	101104	2312424010	102081	AJ952050X	101392
24504719	103032	97224586	101401	2312426010	102152	AJ952055X	101391
24504737	102074	890017261	103074	2312433110	102082	AJB42050XB	101390
24505177	102284	1411067D02	101347	2312433111	102082	AJB42055XB	101381
24505178	102284			2312437500	102227	AJD62050X	101392
24506309	101288	HONDA		2312439002	102221	AJD62055X	101391
24507481	101274	11200P08020	103064	2312439003	102221	B30810400A	103045
24507558	102074	11200P2A000	103066	2312439004	102221	B30810400B	103045
24507560	102055	11200P2E000	103066	2312439503	102213	B36610400A	103082
24571250	103047	11200P2J000	103066	2312439504	102213	B6BF10400A	103087
24575562	102066	11200P3F000	103068	2312932520	102214	F80110400A	103167
24577258	101292	11200PAAA00	103067	2312935010	102083	FS0511401	102130
24577409	101183	11200PD2000	103101	2851022660	101312	FS1111401	102130
25515465	103005	11200PH1030	103037	2851023430	101307	FSB811400	102159
25522648	103006	11200PH2010	103101	2851023810	101389	FSB911400	102168
25522653	103006	11200PT0000	103065	2851026190	101419	GY0111400A	102117
25527381	102067	11200PT0010	103065	2851026650	101384	GY182050X	101418
25532179	102154	13810POA003	102095	2851037152	101328	GY182055X	101421
25534911	102072	13810P26003	102197	2851037162	101329	KJ022050XA	101374
25535485	102068	13810P2K003	102280	2851037371	101328	KJ022050XB	101374
25537100	101320	13810P8AA01	102275	2851037381	101329	KJ022055X	101373
25537100	101320	13810PAAA01	102162	2851121321	101106	KJ022055XA	101373
25537100	101387	13810PAAA51	102256	2851121321	101106	KJ022055XB	101373
88890560	101403	13810PLMA01	102167	2851123052	101251	KL0111400B	102125
88959266	102067	13810PNA003	102283	231243C100	102222	KLG411400	102190
88959267	102068	13810PNA013	102283	231243C100	102222	Z50110400	103082
88959268	102072	13810PNLE01	102283	231243C101	102222	Z50913451	101113
88960257	102057	13810PT1003	102096			ZM0113450A	101425
88960259	102107	13810RAAA01	102282	INTERNATIONAL			
88960260	102104	13810RJA003	102235	309222C1	101108		
88960261	102073	13810RRAA02	102283	323518C12	101107	MINI	
88960262	102105	13811P00U00	102176	446843C1	101109	18407533402	101414
88960263	102074	18000P0A000	101253			MITSUBISHI	
88960264	102109	18100P2J000	101121			1555A043	101411
88960265	102108	18100PM6H00	101276			MD025534	101014
88969562	102181	18100PT3A00	101265	8941367902	101110	MD090767	102155
88972521	102182	18160P2EA10	101122	8970868260	102142	MD101659	101012
89017259	103073	18160P2EA12	101322	8971318590	102247	MD125362	101138
89017272	106001	18160PLMA00	101415	8973212960	102247	MD128202	101125
91173337	101399	18160PLMA50	101304				

PART NUMBER ADDITIONS TO THE CATALOG

PART NO.	DESCRIPTION	PART NO.	DESCRIPTION	PART NO.	DESCRIPTION	PART NO.	DESCRIPTION
102134	Balancer	102215	Balancer	102292	Rac Balancer	103068	Eng Oil Pan
102135	Balancer	102216	Balancer	102293	Perf Balancer	103069	Eng Oil Pan
102136	Balancer	102217	Balancer	102294	Rac Balancer	103070	Eng Oil Pan
102137	Balancer	102218	Balancer	102295	Perf Balancer	103071	Eng Oil Pan
102138	Balancer	102219	Balancer	102296	Perf Balancer	103072	Eng Oil Pan
102140	Balancer	102220	Balancer	102297	Rac Balancer	103073	Timing Cover
102141	Balancer	102221	Balancer	102298	Perf Balancer	103074	Timing Cover
102142	Balancer	102222	Balancer	102299	Perf Balancer	103075	Timing Cover
102143	Balancer	102223	Balancer	102300	Rac Balancer	103076	Timing Cover
102144	Balancer	102225	Balancer	102301	Perf Balancer	103078	Eng Oil Pan
102145	Balancer	102226	Balancer	102302	Balancer	103079	Eng Oil Pan
102147	Balancer	102227	Balancer	102303	Balancer	103080	Eng Oil Pan
102148	Balancer	102228	Balancer	102304	Balancer	103081	Eng Oil Pan
102150	Balancer	102230	Balancer	102305	Balancer	103082	Eng Oil Pan
102151	Balancer	102231	Balancer	102306	Balancer	103083	Eng Oil Pan
102152	Balancer	102232	Balancer	102307	Balancer	103084	Eng Oil Pan
102153	Balancer	102235	Balancer	102308	Balancer	103085	Eng Oil Pan
102154	Balancer	102236	Crank Pulley	102309	Balancer	103086	Eng Oil Pan
102155	Balancer	102237	Crank Pulley	102310	Balancer	103087	Eng Oil Pan
102156	Balancer	102238	Perf Balancer	102311	Rac Balancer	103088	Eng Oil Pan
102157	Balancer	102239	Perf Balancer	102314	Rac Balancer	103089	Eng Oil Pan
102158	Balancer	102240	Perf Balancer	102315	Perf Balancer	103090	Eng Oil Pan
102159	Balancer	102241	HD Balancer	102316	Rac Balancer	103091	Eng Oil Pan
102160	Balancer	102242	HD Balancer	102317	Rac Balancer	103092	Eng Oil Pan
102161	Balancer	102243	HD Balancer	102318	Rac Balancer	103096	Eng Oil Pan
102162	Balancer	102244	HD Balancer	103020	Eng Oil Pan	103098	Eng Oil Pan
102163	Balancer	102245	Balancer	103021	Eng Oil Pan	103099	Eng Oil Pan
102164	Balancer	102246	Balancer	103022	Eng Oil Pan	103100	Eng Oil Pan
102165	Balancer	102247	Balancer	103023	Eng Oil Pan	103101	Eng Oil Pan
102166	Balancer	102248	Balancer	103024	Eng Oil Pan	103102	Eng Oil Pan
102167	Balancer	102249	Balancer	103025	Eng Oil Pan	103108	Timing Cover
102168	Balancer	102250	Balancer	103026	Eng Oil Pan	103109	Timing Cover
102169	Balancer	102251	Balancer	103027	Eng Oil Pan	103111	Timing Cover
102170	Balancer	102252	Balancer	103028	Eng Oil Pan	103114	Timing Cover
102171	Balancer	102253	Balancer	103029	Eng Oil Pan	103115	Timing Cover
102175	Balancer	102254	Balancer	103030	Eng Oil Pan	103116	Timing Cover
102176	Balancer	102255	Balancer	103031	Eng Oil Pan	103119	Timing Cover
102177	Balancer	102256	Balancer	103032	Eng Oil Pan	103120	Timing Cover
102179	Balancer	102257	Balancer	103033	Eng Oil Pan	103121	Timing Cover
102181	Balancer	102258	Balancer	103034	Eng Oil Pan	103138	AT Oil Pan
102182	Balancer	102259	Balancer	103035	Eng Oil Pan	103145	Eng Oil Pan
102183	Balancer	102260	Balancer	103036	Eng Oil Pan	103146	Eng Oil Pan
102184	Balancer	102261	Balancer	103037	Eng Oil Pan	103148	Eng Oil Pan
102185	Balancer	102262	Balancer	103038	Eng Oil Pan	103149	Eng Oil Pan
102186	Balancer	102263	Balancer	103039	Timing Cover	103150	Eng Oil Pan
102188	Balancer	102264	Balancer	103040	Eng Oil Pan	103151	Eng Oil Pan
102189	Balancer	102265	Balancer	103041	Eng Oil Pan	103152	Eng Oil Pan
102190	Balancer	102266	Balancer	103042	Eng Oil Pan	103153	Eng Oil Pan
102191	Balancer	102267	Balancer	103043	Eng Oil Pan	103163	AT Oil Pan
102192	Crank Pulley	102268	Balancer	103044	Eng Oil Pan	103164	AT Oil Pan
102193	Crank Hub	102269	Balancer	103045	Eng Oil Pan	103167	Eng Oil Pan
102194	Crank Pulley	102270	Balancer	103046	Eng Oil Pan	103169	Eng Oil Pan
102195	Crank Hub	102271	Balancer	103047	Eng Oil Pan	103186	Timing Cover
102196	Balancer	102272	Balancer	103048	Eng Oil Pan	103195	Eng Oil Pan
102197	Balancer	102273	Balancer	103049	Eng Oil Pan	111001	Frnt Axle Disct
102198	Balancer	102274	Balancer	103050	Eng Oil Pan	111002	Frnt Axle Disct
102199	Balancer	102275	Balancer	103051	Eng Oil Pan	111101	Diff Cover
102200	Balancer	102276	Balancer	103052	Eng Oil Pan	111102	Diff Cover
102201	Balancer	102277	Balancer	103053	Eng Oil Pan	111103	Diff Cover
102202	Balancer	102278	Balancer	103054	Eng Oil Pan	111104	Diff Cover
102203	Balancer	102279	Balancer	103055	Eng Oil Pan	111105	Diff Cover
102204	Crank Hub	102280	Balancer	103056	Eng Oil Pan	111106	Diff Cover
102205	Balancer	102281	Balancer	103057	Eng Oil Pan	111107	Diff Cover
102206	Balancer	102282	Balancer	103058	Eng Oil Pan	111500	Reman Frt Diff
102207	Balancer	102283	Balancer	103059	Eng Oil Pan	111501	Reman Frt Diff
102208	Balancer	102284	Balancer	103061	Eng Oil Pan	111502	Reman Frt Diff
102209	Balancer	102285	Balancer	103062	Eng Oil Pan	111503	Reman Frt Diff
102210	Balancer	102286	Balancer	103063	Eng Oil Pan	111504	Reman Frt Diff
102211	Balancer	102287	Rac Balancer	103064	Eng Oil Pan	111505	Reman Frt Diff
102212	Balancer	102289	Perf Balancer	103065	Eng Oil Pan	111506	Reman Frt Diff
102213	Balancer	102290	Rac Balancer	103066	Eng Oil Pan		
102214	Balancer	102291	Perf Balancer	103067	Eng Oil Pan		

PART NUMBER ADDITIONS TO THE CATALOG

PART NO.	DESCRIPTION	PART NO.	DESCRIPTION	PART NO.	DESCRIPTION	PART NO.	DESCRIPTION
102134	Balancer	102215	Balancer	102292	Rac Balancer	103068	Eng Oil Pan
102135	Balancer	102216	Balancer	102293	Perf Balancer	103069	Eng Oil Pan
102136	Balancer	102217	Balancer	102294	Rac Balancer	103070	Eng Oil Pan
102137	Balancer	102218	Balancer	102295	Perf Balancer	103071	Eng Oil Pan
102138	Balancer	102219	Balancer	102296	Perf Balancer	103072	Eng Oil Pan
102140	Balancer	102220	Balancer	102297	Rac Balancer	103073	Timing Cover
102141	Balancer	102221	Balancer	102298	Perf Balancer	103074	Timing Cover
102142	Balancer	102222	Balancer	102299	Perf Balancer	103075	Timing Cover
102143	Balancer	102223	Balancer	102300	Rac Balancer	103076	Timing Cover
102144	Balancer	102225	Balancer	102301	Perf Balancer	103078	Eng Oil Pan
102145	Balancer	102226	Balancer	102302	Balancer	103079	Eng Oil Pan
102147	Balancer	102227	Balancer	102303	Balancer	103080	Eng Oil Pan
102148	Balancer	102228	Balancer	102304	Balancer	103081	Eng Oil Pan
102150	Balancer	102230	Balancer	102305	Balancer	103082	Eng Oil Pan
102151	Balancer	102231	Balancer	102306	Balancer	103083	Eng Oil Pan
102152	Balancer	102232	Balancer	102307	Balancer	103084	Eng Oil Pan
102153	Balancer	102235	Balancer	102308	Balancer	103085	Eng Oil Pan
102154	Balancer	102236	Crank Pulley	102309	Balancer	103086	Eng Oil Pan
102155	Balancer	102237	Crank Pulley	102310	Balancer	103087	Eng Oil Pan
102156	Balancer	102238	Perf Balancer	102311	Rac Balancer	103088	Eng Oil Pan
102157	Balancer	102239	Perf Balancer	102314	Rac Balancer	103089	Eng Oil Pan
102158	Balancer	102240	Perf Balancer	102315	Perf Balancer	103090	Eng Oil Pan
102159	Balancer	102241	HD Balancer	102316	Rac Balancer	103091	Eng Oil Pan
102160	Balancer	102242	HD Balancer	102317	Rac Balancer	103092	Eng Oil Pan
102161	Balancer	102243	HD Balancer	102318	Rac Balancer	103096	Eng Oil Pan
102162	Balancer	102244	HD Balancer	103020	Eng Oil Pan	103098	Eng Oil Pan
102163	Balancer	102245	Balancer	103021	Eng Oil Pan	103099	Eng Oil Pan
102164	Balancer	102246	Balancer	103022	Eng Oil Pan	103100	Eng Oil Pan
102165	Balancer	102247	Balancer	103023	Eng Oil Pan	103101	Eng Oil Pan
102166	Balancer	102248	Balancer	103024	Eng Oil Pan	103102	Eng Oil Pan
102167	Balancer	102249	Balancer	103025	Eng Oil Pan	103108	Timing Cover
102168	Balancer	102250	Balancer	103026	Eng Oil Pan	103109	Timing Cover
102169	Balancer	102251	Balancer	103027	Eng Oil Pan	103111	Timing Cover
102170	Balancer	102252	Balancer	103028	Eng Oil Pan	103114	Timing Cover
102171	Balancer	102253	Balancer	103029	Eng Oil Pan	103115	Timing Cover
102175	Balancer	102254	Balancer	103030	Eng Oil Pan	103116	Timing Cover
102176	Balancer	102255	Balancer	103031	Eng Oil Pan	103119	Timing Cover
102177	Balancer	102256	Balancer	103032	Eng Oil Pan	103120	Timing Cover
102179	Balancer	102257	Balancer	103033	Eng Oil Pan	103121	Timing Cover
102181	Balancer	102258	Balancer	103034	Eng Oil Pan	103138	AT Oil Pan
102182	Balancer	102259	Balancer	103035	Eng Oil Pan	103145	Eng Oil Pan
102183	Balancer	102260	Balancer	103036	Eng Oil Pan	103146	Eng Oil Pan
102184	Balancer	102261	Balancer	103037	Eng Oil Pan	103148	Eng Oil Pan
102185	Balancer	102262	Balancer	103038	Eng Oil Pan	103149	Eng Oil Pan
102186	Balancer	102263	Balancer	103039	Timing Cover	103150	Eng Oil Pan
102188	Balancer	102264	Balancer	103040	Eng Oil Pan	103151	Eng Oil Pan
102189	Balancer	102265	Balancer	103041	Eng Oil Pan	103152	Eng Oil Pan
102190	Balancer	102266	Balancer	103042	Eng Oil Pan	103153	Eng Oil Pan
102191	Balancer	102267	Balancer	103043	Eng Oil Pan	103163	AT Oil Pan
102192	Crank Pulley	102268	Balancer	103044	Eng Oil Pan	103164	AT Oil Pan
102193	Crank Hub	102269	Balancer	103045	Eng Oil Pan	103167	Eng Oil Pan
102194	Crank Pulley	102270	Balancer	103046	Eng Oil Pan	103169	Eng Oil Pan
102195	Crank Hub	102271	Balancer	103047	Eng Oil Pan	103186	Timing Cover
102196	Balancer	102272	Balancer	103048	Eng Oil Pan	103195	Eng Oil Pan
102197	Balancer	102273	Balancer	103049	Eng Oil Pan	111001	Frnt Axle Disct
102198	Balancer	102274	Balancer	103050	Eng Oil Pan	111002	Frnt Axle Disct
102199	Balancer	102275	Balancer	103051	Eng Oil Pan	111101	Diff Cover
102200	Balancer	102276	Balancer	103052	Eng Oil Pan	111102	Diff Cover
102201	Balancer	102277	Balancer	103053	Eng Oil Pan	111103	Diff Cover
102202	Balancer	102278	Balancer	103054	Eng Oil Pan	111104	Diff Cover
102203	Balancer	102279	Balancer	103055	Eng Oil Pan	111105	Diff Cover
102204	Crank Hub	102280	Balancer	103056	Eng Oil Pan	111106	Diff Cover
102205	Balancer	102281	Balancer	103057	Eng Oil Pan	111107	Diff Cover
102206	Balancer	102282	Balancer	103058	Eng Oil Pan	111500	Reman Frnt Diff
102207	Balancer	102283	Balancer	103059	Eng Oil Pan	111501	Reman Frnt Diff
102208	Balancer	102284	Balancer	103061	Eng Oil Pan	111502	Reman Frnt Diff
102209	Balancer	102285	Balancer	103062	Eng Oil Pan	111503	Reman Frnt Diff
102210	Balancer	102286	Balancer	103063	Eng Oil Pan	111504	Reman Frnt Diff
102211	Balancer	102287	Rac Balancer	103064	Eng Oil Pan	111505	Reman Frnt Diff
102212	Balancer	102289	Perf Balancer	103065	Eng Oil Pan	111506	Reman Frnt Diff
102213	Balancer	102290	Rac Balancer	103066	Eng Oil Pan		
102214	Balancer	102291	Perf Balancer	103067	Eng Oil Pan		

NEW!

ATP Line Splice Kits

ATP Line Splice Kits Work on Steel OR Aluminum Lines for ANY A/C, Transmission, Power Steering Line Repair.



PROBLEM



SOLUTION



BENEFITS

- Permanent Leak Seal – No Line Removal
- No Special Tools Needed – Install With Wrenches
- Better Seal Technology Than Traditional Fittings – 10x Thicker Seal Than O-Rings
- Leak Free To 2300 psi
- Do NOT Use On Brake Or Fuel Lines



Expanded Sealing Sleeve Anti-Vibration Tension Ring

Part No.

Description

JX-175	Line Splice Kit for 1/2" O.D. Lines
JX-176	Line Splice Kit for 3/8" O.D. Lines
JX-177	Line Splice Kit for 5/16" O.D. Lines
JX-178	Line Splice Kit for 5/8" O.D. Lines
JX-179	Line Splice Kit for 3/8" to 5/16" O.D. Lines
JX-180	Line Splice Kit for 1/2" to 5/16" O.D. Lines
JX-181	Line Splice Kit for 1/2" to 3/8" O.D. Lines
JX-182	Line Splice Kit for 10mm O.D. Lines
JX-183	Line Splice Kit for 12mm O.D. Lines

INSTALLATION AS EASY AS 1, 2, 3

STEP 1: STRING THEM



STEP 2: PUSH THEM TOGETHER



STEP 3: TIGHTEN



The Value Is In The Brand!

Discover other replacement engine parts on our website.