

Trommelbremsen Drum Brakes

2020

Bremsen-Ersatzteilprogramm

Brake Parts Program



Brakethrough Technology

**ABARTH 13**

GRANDE PUNTO (199_)	13
PUNTO (199_)	13
PUNTO EVO (199_)	13

ALFA ROMEO 13

145 (930_)	13
146 (930_)	14
147 (937_)	15
155 (167_)	15
156 (932_)	16
156 Sportwagon (932_)	16
164 (164_)	17
166 (936_)	17
BRERA (939_)	17
GT (937_)	17
MITO (955_)	17
SPIDER (939_)	18

AUDI 18

80 Avant (8C5, B4)	18
A1 (8X1, 8XK)	19
A1 Sportback (8XA, 8XF)	19
A1 Sportback (GBA)	19
A2 (8Z0)	19
A3 (8L1)	20
A3 (8P1)	20
A3 Sportback (8PA)	20
A4 (8D2, B5)	21
A4 (8E2, B6)	21
A4 (8EC, B7)	21
A4 Avant (8D5, B5)	21
A4 Avant (8E5, B6)	22
A4 Avant (8ED, B7)	22
A4 Cabriolet (8H7, B6, 8HE, B7)	22
A6 (4A2, C4)	22
A6 (4B2, C5)	22
A6 Avant (4A5, C4)	23
A6 Avant (4B5, C5)	23
ALLROAD (4BH, C5)	24
CABRIOLET (8G7, B4)	24
COUPE (89, 8B)	24
Q7 (4LB)	24
TT (8N3)	25
TT Roadster (8N9)	25

BMW 25

1 (E81)	25
1 (E87)	26
1 (F20)	27
1 (F21)	29
1 Cabriolet (E88)	30
1 Coupe (E82)	31
2 Cabriolet (F23)	31
2 Coupe (F22, F87)	32
3 (E36)	33
3 (E46)	34
3 (E90)	35
3 (F30, F80)	37
3 Cabriolet (E36)	39
3 Cabriolet (E46)	39
3 Cabriolet (E93)	40
3 Compact (E36)	41
3 Compact (E46)	42
3 Coupe (E36)	42
3 Coupe (E46)	43
3 Coupe (E92)	44
3 Gran Turismo (F34)	46
3 Touring (E36)	47
3 Touring (E46)	48
3 Touring (E91)	48
3 Touring (F31)	51
4 Cabriolet (F33, F83)	53
4 Coupe (F32, F82)	53
4 Gran Coupe (F36)	55
5 (E39)	56
5 (E60)	57
5 Gran Turismo (F07)	58

**BMW 25**

5 Touring (E34)	59
5 Touring (E39)	59
5 Touring (E61)	60
6 (E63)	62
6 Cabriolet (E64)	62
7 (E38)	63
7 (E65, E66, E67)	63
7 (F01, F02, F03, F04)	64
8 (E31)	65
X1 (E84)	65
X3 (E83)	65
X5 (E53)	66
X5 (E70)	67
X5 (F15, F85)	67
X6 (E71, E72)	68
X6 (F16, F86)	68
Z3 Coupe (E36)	68
Z3 Roadster (E36)	69
Z4 Coupe (E86)	69
Z4 Roadster (E85)	70
Z8 Roadster (E52)	70

CHEVROLET 70

AVEO / KALOS Schrägheck (T200)	70
AVEO / KALOS Schrägheck (T250, T255)	70
AVEO / KALOS Stufenheck (T250, T255)	71
AVEO Schrägheck (T300)	71
AVEO Stufenheck (T300)	72
CAPTIVA (C100, C140)	72
CRUZE (J300)	72
CRUZE Schrägheck (J305)	72
CRUZE Station Wagon (J308)	72
EPICA (KL1_)	73
EVANDA	73
LACETTI (J200)	73
MATIZ (M200, M250)	73
NUBIRA Kombi	73
NUBIRA Stufenheck	74
REZZO Großraumlimousine (U100)	74
SPARK	74
SPARK (M300)	75

CHRYSLER 75

300 C (LX, LE)	75
300 C Touring (LX, LE)	75
CROSSFIRE	75
CROSSFIRE Roadster	76
PT CRUISER (PT_)	76
PT CRUISER Cabriolet	76
SEBRING (JR)	76
SEBRING (JS)	76
SEBRING Cabriolet (JR)	76
SEBRING Cabriolet (JS)	76
VOYAGER / GRAND VOYAGER III (GS)	76
VOYAGER IV (RG, RS)	76

CITROËN 76

AX (ZA_)	76
BERLINGO / BERLINGO FIRST Großraumlimousine (MF, GJK, GFK)	78
BERLINGO / BERLINGO FIRST Kasten (M_)	80
BERLINGO (B9)	81
BERLINGO Kasten (B9)	81
BERLINGO Pritsche/Fahrgestell (B9)	82
C1 (PM_, PN_)	82
C15 Kasten (VD_)	89
C15 Kombi	89
C1 II (PA_, PS_)	82
C2 (JM_)	82
C3 I (FC_, FN_)	83
C3 II (SC_)	84
C3 III (SX)	85
C3 Pluriel (HB_)	86
C4 AIRCROSS	86
C4 CACTUS	87
C4 Coupe (LA_)	87

**CITROËN 76**

C4 I (LC_)	86
C4 I Stufenheck	86
C5 I (DC_)	87
C5 I Break (DE_)	88
C5 II (RC_)	88
C5 II Break (RE_)	88
C8 (EA_, EB_)	88
C-CROSSER (EP_)	89
C-CROSSER ENTERPRISE	89
C-ELYSEE	90
C-ZERO	90
DS3	90
DS3 Cabriolet	91
EVASION Großraumlimousine (22, U6)	91
JUMPER Bus	93
JUMPER Bus (230P)	93
JUMPER Bus (244, Z_)	95
JUMPER Kasten	96
JUMPER Kasten (230L)	96
JUMPER Kasten (244)	99
JUMPER Pritsche/Fahrgestell	100
JUMPER Pritsche/Fahrgestell (230)	100
JUMPER Pritsche/Fahrgestell (244)	102
JUMPY (U6U)	104
JUMPY (VF7)	104
JUMPY Kasten	105
JUMPY Kasten (BS_, BT_, BY_, BZ_)	105
JUMPY Pritsche/Fahrgestell (BU_, BV_, BW_, BX_)	106
NEMO Kasten (AA_)	106
NEMO Kombi	107
SAXO (S0, S1)	107
XANTIA (X1_, X2_)	108
XANTIA Break (X1_, X2_)	109
XM (Y4)	109
XSARA (N1)	109
XSARA Break (N2)	111
XSARA Coupe (N0)	112
XSARA PICASSO (N68)	114
ZX (N2)	115
ZX Break (N2)	118

CUPRA 118

LEON	118
LEON ST	118

DACIA 118

DOKKER (KE_)	119
DOKKER Express	119
DUSTER (HM_)	119
DUSTER (HS_)	120
DUSTER Kasten	121
LOGDY (JS_)	121
LOGAN (LS_)	122
LOGAN EXPRESS (FS_)	124
LOGAN II	124
LOGAN MCV (KS_)	125
LOGAN MCV II	126
LOGAN Pick-up (US_)	126
SANDERO	127
SANDERO II	128

DAEWOO 128

ESPERO (KLEJ)	128
EVANDA (KLAL)	129
KALOS (KLAS)	129
KALOS Stufenheck (KLAS)	129
LACETTI Schrägheck (KLAN)	129
LANOS (KLAT)	129
LANOS Stufenheck (KLAT)	130
MATIZ (M100, M150)	131
NEXIA	131
NEXIA Stufenheck	132
NUBIRA (J100)	132
NUBIRA Stufenheck (J100)	133
NUBIRA Stufenheck (J200)	133
NUBIRA Wagon (J100)	133

**DAEWOO 128**

NUBIRA Wagon (J200)	133
RACER Schrägheck	134
REZZO (U100)	134

DAIHATSU 134

APPLAUSE II Schrägheck (A101)	134
APPLAUSE I Schrägheck (A101, A111)	134
CHARADE	134
CHARADE IV (G200, G202)	134
CHARADE IV Stufenheck (G203)	135
COPEL (L880_, L881_)	135
CUORE IV (L501)	135
CUORE V (L7_)	135
CUORE VI (L251, L250_, L260_)	135
CUORE VII (L275_, L285_, L276_)	135
MATERIA (M4_)	135
MOVE (L6_)	136
MOVE (L9_)	136
SIRION (M1)	136
SIRION (M3_)	136
TERIOS (J1_)	136
TERIOS (J2_)	136
TREVIS	137
YRV (M2)	137

DS 137

DS 3	137
DS 3 Cabriolet	137

FIAT 138

126 (126_)	138
500 (312_)	138
500 C (312_)	139
500L (351_, 352_)	140
BARCETTA (183_)	140
BRAVA (182_)	140
BRAVO I (182_)	142
BRAVO II (198_)	143
CINQUECENTO (170_)	143
COUPE (175_)	144
CROMA (154_)	144
DOBLO Cargo (223_)	145
DOBLO Großraumlimousine (119_, 223_)	146
DOBLO Kasten/Kombi (263_)	147
DOBLO Kombi (263_)	148
DOBLO Pritsche/Fahrgestell (263_)	149
DUCATO Bus (230_)	149
DUCATO Bus (244_)	153
DUCATO Bus (250_, 290_)	154
DUCATO Kasten (230_)	154
DUCATO Kasten (244_)	156
DUCATO Kasten (250_, 290_)	157
DUCATO Pritsche/Fahrgestell (230_)	157
DUCATO Pritsche/Fahrgestell (244_)	160
DUCATO Pritsche/Fahrgestell (250_, 290_)	161
FIORINO Kasten/Kombi (225_)	161
FIORINO Kasten (146_)	162
FIORINO Pick up (146_)	163
FULLBACK Pick-up (502_, 503_)	163
GRANDE PUNTO (199_)	163
IDEA (350_)	165
LINEA (323_, 110_)	166
MAREA (185_)	166
MAREA Weekend (185_)	167
MULTIPLA (186_)	168
PALIO (178_)	169
PALIO Weekend (178_)	170
PANDA / PANDA CLASSIC (169_)	170
PANDA (141_)	171
PANDA (312_, 319_)	172
PANDA Van (141_)	173
PANDA Van (169_)	173
PANDA VAN (312_, 519_)	174
PUNTO (176_)	175
PUNTO (188_)	176
PUNTO (199_)	178
PUNTO Cabriolet (176_)	179

**FIAT 138**

PUNTO EVO (199_)	180
PUNTO Van (176_)	181
PUNTO Van (188_)	182
PUNTO Van (199_)	182
QUBO (225_)	182
SCUDO (270_, 272_)	183
SCUDO Combinato (220_)	183
SCUDO Kasten (220_)	184
SCUDO Kasten (270_, 272_)	185
SCUDO Pritsche/Fahrgestell (220_)	185
SEDICI (FY_)	186
SEICENTO / 600 (187_)	186
STILO (192_)	187
STILO Multi Wagon (192_)	187
STRADA Pick-up (178_)	187
STRADA Pick-up (278_)	188
TEMPRA (159_)	188
TEMPRA S.W. (159_)	190
TIPO Kombi (356_)	191
TIPO Schrägheck (356_)	191
TIPO Stufenheck (356_)	191
ULYSSE (179_)	192
ULYSSE (220_)	192
UNO (146_)	193

FORD 194

B-MAX (JK)	194
C-MAX (DM2)	194
C-MAX II (DXA/CB7, DXA/CEU)	195
COUGAR (EC_)	195
COURIER Kasten (F3L, F5L)	195
COURIER Kasten (J5_, J3_)	195
ECOSPORT	196
ESCORT '95 Express (AVL)	196
ESCORT CLASSIC (AAL, ABL)	209
ESCORT CLASSIC Turnier (ANL)	210
ESCORT VI (GAL, AAL, ABL)	198
ESCORT VI Cabriolet (ALL)	201
ESCORT VI Stufenheck (GAL, AFL)	204
ESCORT VI Turnier (GAL, ANL)	207
FIESTA III (GFJ)	210
FIESTA IV (JA_, JB_)	211
FIESTA Kasten (JV_)	216
FIESTA V (JH_, JD_)	213
FIESTA VI (CB1, CCN)	214
FIESTA VII	216
FIESTA VI Van	215
FIESTA V Van	213
FOCUS (DAW, DBW)	216
FOCUS C-MAX (DM2)	222
FOCUS II (DA_, HCP, DP)	217
FOCUS II Cabriolet	218
FOCUS III	219
FOCUS III Stufenheck	220
FOCUS III Turnier	221
FOCUS II Stufenheck (DB_, FCH, DH)	218
FOCUS II Turnier (DA_, FFS, DS)	218
FOCUS Stufenheck (DFW)	223
FOCUS Turnier (DNW)	223
FUSION (JU_)	224
GALAXY (WA6)	225
GALAXY (WGR)	225
GRAND C-MAX (DXA/CB7, DXA/CEU)	225
KA (RB_)	225
KA (RU8)	227
KA+ (UK, FK)	227
KUGA I	227
MAVERICK	227
MAVERICK (UDS, UNS)	228
MONDEO I (GBP)	228
MONDEO II (BAP)	230
MONDEO III (B5Y)	233
MONDEO III Stufenheck (B4Y)	233
MONDEO III Turnier (BWY)	233
MONDEO II Stufenheck (BFP)	231
MONDEO II Turnier (BNP)	232
MONDEO I Stufenheck (GBP)	229
MONDEO I Turnier (BNP)	230
MONDEO IV (BA7)	233

**FORD 194**

MONDEO IV Stufenheck (BA7)	233
MONDEO IV Turnier (BA7)	234
PUMA (EC_)	234
RANGER (ER, EQ, R_)	235
RANGER (ET)	236
RANGER (TKE)	236
SCORPIO II (GFR, GGR)	236
SCORPIO II Turnier (GNR, GGR)	236
S-MAX (WA6)	236
STREET KA (RL2)	237
TOURNEO CONNECT	237
TOURNEO COURIER Kombi	237
TOURNEO CUSTOM V362 Bus (F3)	238
TRANSIT Bus (E_)	238
TRANSIT Bus (FD_, FB_, FS_, FZ_, FC_)	240
TRANSIT CONNECT (P65_, P70_, P80_)	241
TRANSIT COURIER Kasten	242
TRANSIT COURIER Kombi	242
TRANSIT CUSTOM V362 Bus (F3)	242
TRANSIT CUSTOM V362 Kasten (FY, FZ)	243
TRANSIT Kasten (E_)	243
TRANSIT Kasten (FA_)	243
TRANSIT Pritsche/Fahrgestell (E_)	245
TRANSIT Pritsche/Fahrgestell (FM_, FN_)	246
TRANSIT TOURNEO	247

HONDA 249

ACCORD VIII (CU)	249
ACCORD VIII Tourer (CW)	249
CIVIC V Coupe (EJ)	249
CIVIC VI Aerodeck (MB, MC)	249
CIVIC VI Coupe (EJ, EM1)	249
CIVIC VI Fastback (MA, MB)	249
CIVIC VI Hatchback (EJ, EK)	250
CIVIC VII Hatchback (EU, EP, EV)	250
CIVIC VIII Hatchback (FN, FK)	251
CIVIC VIII Stufenheck (FD, FA)	251
CIVIC VII Stufenheck (ES, ET)	251
CIVIC VI Stufenheck (EJ, EK)	250
CR-V I (RD)	251
CR-V II (RD_)	251
CR-V III (RE_)	252
CR-V IV (RM_)	252
CRX III (EH, EG)	252
FR-V (BE)	252
HR-V (GH)	252
JAZZ II (GD_, GE3, GE2)	252
JAZZ III (GE_, GG_, GP_, ZA_)	253
LOGO (GA)	253
SHUTTLE (RA)	253
STREAM (RN)	253

HYUNDAI 253

ACCENT I (X-3)	253
ACCENT II (LC)	254
ACCENT III (MC)	255
ACCENT III Stufenheck (MC)	255
ACCENT II Stufenheck (LC)	254
ACCENT IV Stufenheck (RB)	255
ACCENT Stufenheck (X-3)	256
ATOS (MX)	256
COUPE (RD)	257
ELANTRA (XD)	257
ELANTRA Stufenheck (HD)	258
ELANTRA Stufenheck (XD)	258
GALLOPER II (JK-01)	258
GETZ (TB)	259
GRAND SANTA FÉ	260
H-1 / STAREX Großraumlimousine (A1)	260
H100 Bus (P)	261
H100 Kasten	262
H-1 Cargo (TQ)	261
H-1 Kasten (A1)	261
H-1 Pritsche/Fahrgestell	261
H-1 Travel (TQ)	261
i10 (BA, IA)	262

**HYUNDAI 253**

i10 (PA)	262
i20 (GB, IB)	262
i20 (PB, PBT)	262
i20 ACTIVE (IB, GB)	263
i20 Coupe (GB)	263
i30 (FD)	263
i30 (GD)	263
i30 Coupe	263
i30 Kombi (FD)	264
i30 Kombi (GD)	264
ix20 (JC)	264
ix35 (LM, EL, ELH)	264
ix55	265
LANTRA II (J-2)	265
LANTRA II Kombi (J-2)	265
MATRIX (FC)	265
SANTA FÉ I (SM)	266
SANTA FÉ II (CM)	266
SANTA FÉ III (DM, DMA)	266
S COUPE (SLC)	266
SONATA IV (EF)	267
SONATA V (NF)	267
TERRACAN (HP)	267
TUCSON (JM)	267

INFINITI 267

FX	267
M (Y51)	267
Q50	267
Q60 Coupe	267
Q70 (Y51)	268
QX70	268

ISUZU 268

D-MAX I (TFR, TFS, TRF)	268
D-MAX II (TFR, TFS)	268
D-MAX I Pritsche/Fahrgestell (TFR, TFS)	268

IVECO 268

DAILY III Kasten/Kombi	270
DAILY III Pritsche/Fahrgestell	270
DAILY II Kasten/Kombi	268
DAILY II Kipper	269
DAILY II Pritsche/Fahrgestell	269
DAILY IV Pritsche/Fahrgestell	270

JAGUAR 270

XJ (X300, X330)	270
XJ (X308)	271
XK 8 Coupe (X100)	271

JEEP 271

CHEROKEE (KJ)	271
CHEROKEE (XJ)	271
COMPASS (MK49)	271
PATRIOT (MK74)	271
WRANGLER II (TJ)	271

KIA 271

CARENS III Großraumlimousine (UN)	272
CARNIVAL / GRAND CARNIVAL III (VQ)	272
CARNIVAL I (UP)	272
CARNIVAL II (GQ)	272
CEE'D Schrägheck (ED)	272
CEE'D SW (ED)	272
MAGENTIS (GD, MS)	273
MAGENTIS (MG)	273
OPTIMA	273
PICANTO (SA)	273
PICANTO (TA)	273
PREGIO Bus	274
PREGIO Kasten (TB)	274
PRIDE (DA)	274

**KIA 271**

PRIDE Kombi	274
PRO CEE'D (ED)	274
RIO II (JB)	274
RIO III (UB)	275
RIO III Stufenheck (UB)	275
RIO II Stufenheck (JB)	274
RIO IV (YB, SC, FB)	275
RIO Kombi (DC)	275
RIO Stufenheck (DC_)	275
SEPHIA (FA)	276
SEPHIA Stufenheck (FA)	276
SHUMA (FB)	276
SHUMA II (FB)	276
SHUMA II Stufenheck (FB)	277
SHUMA Stufenheck (FB)	277
SORENTO I (JC)	277
SORENTO II (XM)	277
SOUL (AM)	277
SOUL II (PS)	278
SPORTAGE (JE_, KM_)	278
SPORTAGE (K00)	278
SPORTAGE (SL)	278
VENGA (YN)	278

LADA 278

110 (2110)	278
111 (2111)	279
112 (2112)	279
1200-1600	279
KALINA Kombi (1117)	280
KALINA Kombi (2194)	280
KALINA Schrägheck (1119)	280
KALINA Schrägheck (2192)	281
KALINA Stufenheck (1118)	281
NIVA Geländewagen geschlossen (2121, 2131)	281
NOVA (2105)	281
NOVA Kombi (2104)	282
PRIORA Kombi (2171)	282
PRIORA Schrägheck (2172)	282
PRIORA Stufenheck (2170_)	283
SAMARA (2108, 2109, 2115, 2113, 2114)	283
SAMARA FORMA Stufenheck (21099, 2115)	283
TAIGA II (2123)	284
TOSCANA (2107)	284

LANCIA 284

DEDRA (835_)	285
DEDRA SW (835_)	286
DELTA II (836_)	286
DELTA III (844_)	287
FLAVIA Cabriolet (JS_)	287
MUSA (350_)	287
PHEDRA (179_)	288
THEMA (LX_)	288
Y (840_)	288
YPSILON (312_)	289
YPSILON (843_)	290
ZETA (22_)	291

LAND ROVER 291

DEFENDER Cabrio (L316)	291
DEFENDER Pick-up (L316)	291
DEFENDER Pritsche/Fahrgestell (L316)	291
DEFENDER Station Wagon (L316)	292
DISCOVERY I (LJ)	292
DISCOVERY II (L318)	292
DISCOVERY III (L319)	292
DISCOVERY IV (L319)	292
DISCOVERY IV (L314)	292
FREELANDER (L314)	292
FREELANDER 2 (L359)	293
FREELANDER Soft Top (L314)	293
RANGE ROVER II (P38A)	293
RANGE ROVER III (L322)	293
RANGE ROVER SPORT (L320)	294
RANGE ROVER SPORT (L494)	294

**LEXUS 294**

GS (_S16_)	294
GS (JZS147_)	294
IS I (_E1_)	294
IS SportCross (_E1_)	294
LS (_F2_)	295
LX (UZJ100)	295
RX (MCU15)	295
SC Cabriolet (UZZ40_)	295

MAYBACH 295

57 (240_)	295
-----------	-----

MAZDA 295

121 II (DB)	297
121 III (JASM, JBSM)	297
2 (DE_, DH_3)	295
2 (DL, DJ)	295
2 (DY)	296
3 (BK)	296
3 (BL)	296
323 C V (BA)	298
323 F V (BA)	299
323 F VI (BJ)	299
323 P V (BA)	300
323 S IV (BG)	300
323 S V (BA)	301
323 S VI (BJ)	301
3 Stufenheck (BK)	296
3 Stufenheck (BL)	296
5 (CR19)	297
5 (CW)	297
626 III Station Wagon (GV)	302
626 IV (GE)	302
626 IV Hatchback (GE)	302
626 V (GF)	303
626 V Hatchback (GF)	303
626 V Station Wagon (GW)	303
6 Hatchback (GG)	297
6 Station Wagon (GY)	297
6 Stufenheck (GG)	297
B-SERIE (UF)	304
B-SERIE (UN)	304
BT-50 Pick-up (CD, UN)	304
DEMIO (DW)	304
E-SERIE Kasten (SR2)	304
E-SERIE Pritsche/Fahrgestell (SD1)	304
MPV II (LW)	304
MX-3 (EC)	304
MX-6 (GE)	305
PREMACY (CP)	305
TRIBUTE (EP)	305
XEDOS 6 (CA)	305

MERCEDES-BENZ 306

100 Bus (631)	306
100 Kasten (631)	306
100 Pritsche/Fahrgestell (631)	306
A-KLASSE (W168)	307
A-KLASSE (W169)	310
B-KLASSE (W245)	311
CITAN Kasten (415)	311
CITAN Kombi / Tourer (415)	312
CITAN Mixto (415)	312
C-KLASSE (W202)	312
C-KLASSE (W203)	314
C-KLASSE (W204)	315
C-KLASSE Coupe (C204)	317
C-KLASSE Sportcoupe (CL203)	318
C-KLASSE T-Model (S202)	319
C-KLASSE T-Model (S203)	320
C-KLASSE T-Model (S204)	322
CLC-KLASSE (CL203)	324
CLK (C208)	324
CLK (C209)	325
CLK Cabriolet (A208)	326
CLK Cabriolet (A209)	326
CLS (C218)	327

**MERCEDES-BENZ 306**

CLS (C219)	329
CLS Shooting Brake (X218)	329
E-KLASSE (W210)	331
E-KLASSE (W211)	333
E-KLASSE (W212)	335
E-KLASSE Cabriolet (A124)	337
E-KLASSE Cabriolet (A207)	338
E-KLASSE Coupe (C124)	339
E-KLASSE Coupe (C207)	339
E-KLASSE Pritsche/Fahrgestell (VF211)	340
E-KLASSE T-Model (S124)	340
E-KLASSE T-Model (S210)	341
E-KLASSE T-Model (S211)	343
E-KLASSE T-Model (S212)	344
G-KLASSE (W461)	347
G-KLASSE (W463)	348
G-KLASSE Cabrio (W463)	349
GLK-KLASSE (X204)	350
GL-KLASSE (X164)	351
M-KLASSE (W163)	351
M-KLASSE (W164)	352
R-KLASSE (W251, V251)	352
S-KLASSE (W140)	353
S-KLASSE (W220)	355
S-KLASSE (W221)	357
S-KLASSE Coupe (C140)	358
S-KLASSE Coupe (C215)	359
S-KLASSE Coupe (C216)	359
SL (R129)	360
SL (R230)	360
SLK (R170)	361
SLK (R171)	361
SLR (R199)	362
SLR Roadster (R199)	362
SLS AMG (C197)	362
SLS AMG Roadster (R197)	362
SPRINTER 2-t Bus (901, 902)	362
SPRINTER 2-t Kasten (901, 902)	363
SPRINTER 2-t Pritsche/Fahrgestell (901, 902)	363
SPRINTER 3,5-t Bus (906)	364
SPRINTER 3,5-t Bus (907)	366
SPRINTER 3,5-t Kasten (906)	366
SPRINTER 3,5-t Kasten (907, 910)	368
SPRINTER 3,5-t Pritsche/Fahrgestell (906)	369
SPRINTER 3,5-t Pritsche/Fahrgestell (907, 910)	371
SPRINTER 3-t Bus (903)	372
SPRINTER 3-t Bus (906)	372
SPRINTER 3-t Bus (907)	373
SPRINTER 3-t Kasten (903)	373
SPRINTER 3-t Kasten (906)	374
SPRINTER 3-t Kasten (910)	375
SPRINTER 3-t Pritsche/Fahrgestell (903)	375
SPRINTER 3-t Pritsche/Fahrgestell (906)	376
SPRINTER 3-t Pritsche/Fahrgestell (910, 907)	377
SPRINTER 4,6-t Kasten (906)	377
SPRINTER 4,6-t Pritsche/Fahrgestell (906)	378
SPRINTER 4-t Bus (904)	379
SPRINTER 4-t Kasten (904)	379
SPRINTER 4-t Kasten (907, 910)	380
SPRINTER 4-t Pritsche/Fahrgestell (904)	380
SPRINTER 4-t Pritsche/Fahrgestell (907, 910)	381
SPRINTER 5-t Kasten (906)	382
SPRINTER 5-t Pritsche/Fahrgestell (906)	383
T1 Bus (601)	384
T1 Bus (602)	385
T1 Kasten (601, 611)	385
T1 Kasten (602)	385
T1 Pritsche/Fahrgestell (601)	386
T1 Pritsche/Fahrgestell (602)	386
VANEO (414)	386
VIANO (W639)	386
VITO / MIXTO Kasten (W639)	388
VITO Bus (638)	389
VITO Bus (W639)	390
VITO Kasten (638)	391
VITO Kasten (W447)	392
VITO Mixto (W447)	392

MERCEDES-BENZ 306

VITO Tourer (W447)	393
V-KLASSE (638/2)	393
V-KLASSE (W447)	394
X-KLASSE (470)	394
X-KLASSE Pritsche/Fahrgestell (470)	394

MG 394

MG ZT	394
MG ZT- T	395

MINI 395

MINI (F55)	395
MINI (F56)	395
MINI (R50, R53)	395
MINI (R56)	395
MINI Cabriolet (F57)	396
MINI Cabriolet (R52)	396
MINI Cabriolet (R57)	396
MINI CLUBMAN (R55)	396
MINI CLUBVAN (R55)	397
MINI Coupe (R58)	397
MINI Roadster (R59)	397

MITSUBISHI 397

ASX (GA_W_)	397
ATTRAGE Stufenheck (A1_A)	397
CARISMA (DA_)	398
CARISMA Stufenheck (DA_)	398
COLT CZC Cabriolet (RG)	400
COLT IV (CA_A)	399
COLT V (CJ_, CP_)	399
COLT VI (Z3_A, Z2_A)	400
GALANT Stufenheck (DJ_, ED_, EF_)	401
GALANT V (E5_A, E7_A, E8_A)	400
GALANT VI (EA_)	401
GALANT VI Kombi (EA_)	401
GALANT V Stufenheck (E5_A, E7_A, E8_A)	400
GRANDIS (NA_W)	401
i (HA_)	401
L 200 / TRITON (KA_T, KB_T)	402
L 200 (K3_T, K2_T, K1_T, K0_T)	402
L 200 (K7_T, K6_T)	402
L200 (KJ_, KK_, KL_)	402
L 300 III Bus (P0_W, P1_W, P2_W)	402
L 300 III Kasten (P0_V, P1_V, P2_V)	403
L 400 Bus (PD_W, PC_W, PA_V, PB_V, PA_W)	403
L 400 Kasten (PD_W, PC_W, PB_V, PA_W, PA_V)	403
LANCER IV (C6_A, C7_A)	403
LANCER V (CB_A, CD_A, CE_A)	403
LANCER VI (CJ_, CP_)	404
LANCER VII (CS_A, CT_A)	404
LANCER VIII (CY_A, CZ_A)	404
LANCER VIII Sportback (CX_A)	405
LANCER VII Kombi (CS_W, CT_W)	404
LANCER V Station Wagon (CB_W, CD_W)	404
OUTLANDER I (CU_W)	405
OUTLANDER II (CW_W)	405
PAJERO CLASSIC (V2_W)	407
PAJERO II (V3_W, V2_W, V4_W)	406
PAJERO II Canvas Top (V2_W, V4_W)	406
PAJERO III (V7_W, V6_W)	406
PAJERO IV (V8_W, V9_W)	406
PAJERO IV Van (V9_, V8_, V8_V)	407
PAJERO PININ (H6_W, H7_W)	407
SANTAMO	407
SPACE RUNNER (N1_W, N2_W)	407
SPACE RUNNER (N6_W)	407
SPACE STAR Großraumlimousine (DG_A)	407
SPACE STAR Schrägheck (A0_A)	408
SPACE WAGON (N3_W, N4_W)	408
SPACE WAGON (N9_W, N8_W)	409

NISSAN 409

350 Z Coupe (Z33)	409
-------------------	-----

NISSAN 409

350 Z Roadster (Z33)	409
ALMERA I (N15)	409
ALMERA I Hatchback (N15)	410
ALMERA II (N16)	410
ALMERA II Hatchback (N16)	411
ALMERA TINO (V10)	411
CUBE (Z12)	412
EVALIA Bus	412
GT-R (R35)	412
INTERSTAR Bus (X70)	412
INTERSTAR Kasten (X70)	412
INTERSTAR Pritsche/Fahrgestell	412
JUKE (F15)	413
KUBISTAR Kasten (X76)	413
LEAF (ZE0)	414
LEAF (ZE1_)	414
MICRA C+C III (K12)	416
MICRA II (K11)	414
MICRA III (K12)	415
MICRA IV (K13_)	416
MURANO I (Z50)	416
MURANO II (Z51)	416
NAVARA (D22_)	416
NAVARA Pick-up (D23)	417
NOTE (E11, NE11)	417
NOTE (E12)	417
NP300 NAVARA (D40)	417
NP300 NAVARA Pritsche/Fahrgestell (D40)	418
NP300 PICKUP (D22)	418
NV200 Kasten/Kombi	418
PATHFINDER II (R50)	418
PATHFINDER III (R51)	419
PATHFINDER IV (R52)	419
PATROL GR IV (Y60, GR)	419
PICK UP (D21)	419
PICK UP (D22)	419
PIXO (UA0)	419
PRIMASTAR Bus (X83)	419
PRIMASTAR Kasten (X83)	420
PRIMERA (P10)	420
PRIMERA (P11)	420
PRIMERA (P12)	421
PRIMERA Hatchback (P10)	421
PRIMERA Hatchback (P11)	421
PRIMERA Hatchback (P12)	422
PRIMERA Traveller (W10)	422
PRIMERA Traveller (WP11)	422
PRIMERA Traveller (WP12)	423
QASHQAI / QASHQAI +2 I (J10, NJ10, JJ10E)	423
QASHQAI II Geländewagen geschlossen (J11, J11_)	424
SERENA (C23)	424
SUNNY III Kasten (Y10)	425
SUNNY III Traveller (Y10)	425
TERRANO I (WD21)	425
TERRANO II (R20)	425
URVAN Bus (E24)	426
URVAN Kasten (E24)	426
VANETTE CARGO Bus (HC 23)	426
VANETTE CARGO Kasten (HC 23)	427
X-TRAIL (T30)	428
X-TRAIL (T31)	428

OPEL 428

ADAM (M13)	428
AGILA (A) (H00)	429
AGILA (B) (H08)	430
ANTARA (L07)	430
ARENA Bus (A97)	430
ARENA Combi (A97)	431
ARENA Kasten (A97)	431
ARENA Kasten (TB, TF)	432
ASTRA F (T92)	432
ASTRA F Cabriolet (T92)	434
ASTRA F Caravan (T92)	435
ASTRA F CC (T92)	436
ASTRA F Van (T92)	439
ASTRA G Cabriolet (T98)	440

**OPEL 428**

ASTRA G Caravan (T98)	440
ASTRA G CC (T98)	442
ASTRA G Coupe (T98)	444
ASTRA G Kasten (F70)	444
ASTRA G Stufenheck (T98)	445
ASTRA H (A04)	446
ASTRA H Caravan (A04)	447
ASTRA H GTC (A04)	448
ASTRA H H Stufenheck (A04)	449
ASTRA H Kasten (L70)	449
ASTRA H TwinTop (A04)	450
ASTRA J (P10)	450
ASTRA J Caravan (P10)	450
ASTRA J GTC	450
ASTRA J Stufenheck	451
CALIBRA A (C89)	451
CAMPO (TF0, TF1)	451
COMBO (71_)	451
COMBO Combi / Tour (X12)	452
COMBO Kasten/Kombi	453
COMBO Kasten/Kombi (X12)	454
COMBO Tour	454
CORSA B (S93)	455
CORSA B Caravan (S93)	456
CORSA B Kasten (S93)	457
CORSA C (X01)	457
CORSA C Kasten (X01)	459
CORSA D (S07)	460
CORSA D Van (S07)	461
CORSA E (X15)	462
CORSA E Van (X15)	463
FRONTERA A (U92)	463
FRONTERA A Sport (U92)	464
FRONTERA B (U99)	464
INSIGNIA A (G09)	464
INSIGNIA A Country Tourer (G09)	464
INSIGNIA A Sports Tourer (G09)	464
INSIGNIA A Stufenheck (G09)	465
KARL (C16)	465
MERIVA A Großraumlimousine (X03)	465
MOKKA / MOKKA X (J13)	465
MOVANO Combi (X70)	465
MOVANO Kasten (X70)	466
MOVANO Kipper (X70)	467
MOVANO Pritsche/Fahrgestell (X70)	468
OMEGA B (V94)	468
OMEGA B Caravan (V94)	469
SIGNUM CC (Z03)	470
TIGRA (S93)	470
TIGRA TwinTop (X04)	470
VECTRA B (J96)	471
VECTRA B Caravan (J96)	472
VECTRA B CC (J96)	473
VECTRA C (Z02)	475
VECTRA C Caravan (Z02)	475
VECTRA C CC (Z02)	475
VIVARO A Combi (X83)	475
VIVARO A Kasten (X83)	476
VIVARO A Pritsche/Fahrgestell (X83)	476
ZAFIRA / ZAFIRA FAMILY B (A05)	476
ZAFIRA A Großraumlimousine (T98)	476
ZAFIRA B Van (A05)	478

PEUGEOT 478

1007 (KM_)	515
106 I (1A, 1C)	478
106 II (1A_, 1C_)	479
107 (PM_, PN_)	482
108	482
2008 I (CU_)	515
205 II (20A/C)	482
205 Kasten	484
206+ (2L_, 2M_)	489
206 CC (2D)	485
206 Schrägheck (2A/C)	485
206 Stufenheck	487
206 SW (2E/K)	488
207/207+ (WA_, WC_)	489
207 CC (WD_)	490

PEUGEOT 478

207 SW (WK_)	490
208 I (CA_, CC_)	491
301	492
306 (7B, N3, N5)	493
306 Break (7E, N3, N5)	496
306 Cabriolet (7D, N3, N5)	497
306 Schrägheck (7A, 7C, N3, N5)	499
307 (3A/C)	504
307 Break (3E)	504
307 CC (3B)	504
307 SW (3H)	505
308 SW I (4E_, 4H_)	505
4007 (VU_, VV_)	515
4008	516
405 II Break (4E)	505
406 (8B)	506
406 Break (8E/F)	508
406 Coupe (8C)	510
407 (6D_)	510
407 Coupe (6C_)	511
407 SW (6E_)	511
605 (6B)	511
607 (9D, 9U)	511
806 (221)	512
807 (E)	514
BIPPER (AA_)	516
BIPPER Tepee	516
BOXER Bus	517
BOXER Bus (230P)	517
BOXER Bus (244, Z_)	520
BOXER Kasten	521
BOXER Kasten (230L)	521
BOXER Kasten (244)	524
BOXER Pritsche/Fahrgestell	525
BOXER Pritsche/Fahrgestell (244)	525
BOXER Pritsche/Fahrgestell (ZCT_)	525
EXPERT (224_)	528
EXPERT Kasten (222)	529
EXPERT Kasten (VF3A_, VF3U_, VF3X_)	530
EXPERT Pritsche/Fahrgestell	530
EXPERT Pritsche/Fahrgestell (223)	530
EXPERT Tepee (VF3X_)	531
ION	531
PARTNER Combispace (5_, G_)	531
PARTNER Kasten	533
PARTNER Kasten (5_, G_)	533
PARTNER Tepee	535

PORSCHE 535

718 BOXSTER (982)	535
718 CAYMAN (982)	535
911 (991)	535
911 (996)	536
911 (997)	536
911 Cabriolet (991)	536
911 Cabriolet (996)	537
911 Cabriolet (997)	537
911 Targa (991)	537
911 Targa (996)	537
911 Targa (997)	537
918 Spyder	537
BOXSTER (981)	538
BOXSTER (986)	538
BOXSTER (987)	538
BOXSTER Spyder (981)	538
BOXSTER Spyder (987)	538
CAYENNE (92A)	539
CAYENNE (9PA)	538
CAYENNE (9YA)	538
CAYMAN (981)	539
CAYMAN (987)	539
PANAMERA (970)	539
PANAMERA (971)	540
PANAMERA Sport Turismo (971)	540

PROTON 540

PERSONA 300 (C9_M)	540
PERSONA 400 (C9_S)	541

PROTON 540

PERSONA 400 Hatchback (C9_C, C9_S)	541
WIRA	541
WIRA Hatchback	541

RENAULT 541

19 II Cabriolet (D53_, 853_)	541
ALASKAN	542
CAPTUR (J5_, H5_)	542
CLIO Grandtour (KR0/1_)	556
CLIO I (B/C57_, 5/357_)	543
CLIO II (BB_, CB_)	547
CLIO III (BR0/1, CR0/1)	552
CLIO III Kasten (SB_, SR_)	554
CLIO II Kasten (SB0/1/2_)	552
CLIO IV (BH_)	554
CLIO IV Grandtour (KH_)	555
CLIO IV Kasten	555
ESPACE II (J/S63_)	557
ESPACE III (JE0_)	558
FLUENCE (L3_)	559
GRAND SCÉNIC II (JM0/1_)	559
KANGOO / GRAND KANGOO (KW0/1_)	559
KANGOO (KC0/1_)	560
KANGOO BE BOP (KW0/1_)	563
KANGOO Express (FW0/1_)	563
KANGOO Rapid (FC0/1_)	564
KOLEOS I (HY_)	566
LAGUNA Coupe (DT0/1)	572
LAGUNA I (B56_, 556_)	566
LAGUNA I Grandtour (K56_)	568
LAGUNA II (BG0/1_)	570
LAGUNA II Grandtour (KG0/1_)	571
LAGUNA III (BT0/1)	571
LAGUNA III Grandtour (KT0/1)	572
LOGAN I (LS_)	572
LOGAN I Kombi (KS_)	573
MASTER I Bus (T_)	573
MASTER II Bus (JD)	574
MASTER II Kasten (FD)	575
MASTER II Pritsche/Fahrgestell (ED/HD/UD)	575
MASTER I Kasten (T_)	574
MASTER I Pritsche/Fahrgestell (P_)	574
MEGANE I (BA0/1_)	576
MEGANE I Cabriolet (EA0/1_)	578
MEGANE I Classic (LA0/1_)	579
MEGANE I Coach (DA0/1_)	582
MEGANE I Grandtour (KA0/1_)	583
MEGANE II (BM0/1_, CM0/1_)	584
MEGANE II Grandtour (KM0/1_)	584
MEGANE III Coupe (DZ0/1_)	584
MEGANE III Grandtour (KZ0/1)	585
MEGANE III Schrägheck (BZ0/1_)	585
MEGANE II Stufenheck (LM0/1_)	584
MEGANE Scenic (JA0/1_)	586
MODUS / GRAND MODUS (F/JPO_)	586
RAPID Kasten (F40_, G40_)	588
SAFRANE I (B54_)	591
SAFRANE II (B54_)	591
SANDERO/STEPWAY I (BS_)	591
SCÉNIC I Großraumlimousine (JA0/1_, FA0_)	592
SCÉNIC II (JM0/1_)	592
SUPER 5 (B/C40_)	593
THALIA I (LB_)	594
THALIA II (LU1/2_)	595
TRAFIC Bus (TXW)	596
TRAFIC II Bus (JL)	596
TRAFIC II Kasten (FL)	596
TRAFIC II Pritsche/Fahrgestell (EL)	596
TRAFIC Kasten (TXX)	597
TRAFIC Pritsche/Fahrgestell (PXX)	598
TWINGO I (C06_)	599
TWINGO II (CN0_)	600
TWINGO III (BCM_)	601
TWINGO I Kasten (S06_)	600
ZOE (BFM_)	601

**ROVER****601**

100 / METRO Schrägheck (XP)	602
100 Cabriolet (XP)	603
200 Cabriolet (XW)	603
200 Coupe (XW)	603
200 Schrägheck (RF)	603
25 Schrägheck (RF)	601
400 (RT)	603
400 Schrägheck (RT)	604
400 Tourer (XW)	604
45 Schrägheck (RT)	602
45 Stufenheck (RT)	602
75 (RJ)	602
75 Tourer (RJ)	602
COUPE	604
MINI Schrägheck	604

SAAB**604**

9000	607
9000 Schrägheck	608
900 II	607
900 II Cabriolet	607
900 II Coupe	607
9-3 (YS3D)	604
9-3 Cabriolet (YS3D)	605
9-5 (YS3E)	605
9-5 Kombi (YS3E)	606

SEAT**608**

ALHAMBRA (7V8, 7V9)	608
ALTEA (5P1)	609
ALTEA XL (5P5, 5P8)	609
ARONA (KJ7)	609
AROSA (6H)	609
CORDOBA (6K1, 6K2)	610
CORDOBA (6L2)	615
CORDOBA Vario (6K5)	616
IBIZA II (6K1)	619
IBIZA III (6L1)	622
IBIZA IV (6J5, 6P1)	624
IBIZA IV SPORTCOUPE (6J1, 6P5)	625
IBIZA IV ST (6J8, 6P8)	626
IBIZA V (KJ1)	627
INCA (6K9)	628
LEON (1M1)	628
LEON (1P1)	629
LEON (5F1)	629
LEON SC (5F5)	629
LEON ST (5F8)	630
MARBELLA (28)	630
Mii (KF1)	631
TERRA (24)	631
TOLEDO I (1L)	631
TOLEDO II (1M2)	633
TOLEDO III (5P2)	633
TOLEDO IV (KG3)	633

SKODA**634**

CITIGO	634
FABIA I (6Y2)	634
FABIA I Combi (6Y5)	636
FABIA II (542)	640
FABIA II Combi (545)	641
FABIA III (NJ3)	642
FABIA III Kombi (NJ5)	643
FABIA I Praktik (6Y5)	637
FABIA I Stufenheck (6Y3)	638
FAVORIT Pick-up (787)	644
FELICIA I (6U1)	644
FELICIA II (6U1)	646
FELICIA II Kombi (6U5)	646
FELICIA I Kombi (6U5)	644
FELICIA I Pick-up (6UF, 6U7)	645
KAMIQ (NW4)	647
OCTAVIA I (1U2)	647
OCTAVIA I Combi (1U5)	648
OCTAVIA II (1Z3)	649
OCTAVIA II Combi (1Z5)	650

**SKODA****634**

RAPID (NH3)	650
RAPID Spaceback (NH1)	651
ROOMSTER (5J)	652
ROOMSTER Praktik (5J)	653
SCALA	653
SUPERB I (3U4)	653
SUPERB II (3T4)	654
YETI (5L)	654

SMART**654**

CABRIO (450)	654
CITY-COUPE (450)	655
CROSSBLADE (450)	656
FORFOUR (454)	656
FORFOUR Schrägheck (453)	656
FORTWO Cabrio (450)	657
FORTWO Cabrio (451)	657
FORTWO Cabriolet (453)	658
FORTWO Coupe (450)	658
FORTWO Coupe (451)	659
FORTWO Coupe (453)	660
ROADSTER (452)	660
ROADSTER Coupe (452)	660

SSANGYONG**660**

ACTYON SPORTS I (QJ)	660
----------------------	-----

SUBARU**661**

FORESTER (SF_)	661
FORESTER (SG_)	661
FORESTER (SH_)	661
FORESTER (SJ_)	662
IMPREZA Coupe (GFC)	662
IMPREZA Schrägheck (GP_)	662
IMPREZA Schrägheck (GR, GH, G3)	662
IMPREZA Station Wagon (GF)	662
IMPREZA Station Wagon (GG)	663
IMPREZA Stufenheck (GC)	663
IMPREZA Stufenheck (GD)	664
IMPREZA Stufenheck (GE, GV)	664
JUSTY I (KAD)	664
JUSTY II (JMA, MS)	664
JUSTY III (G3X)	664
JUSTY IV	665
LEGACY II (BD)	665
LEGACY II Station Wagon (BG)	665
LEGACY IV (BL)	666
LEGACY IV Station Wagon (BP)	666
LEGACY V (BM)	666
LEGACY V Station Wagon (BR)	666
OUTBACK (BL, BP)	666
OUTBACK (BR)	666
TREZIA	666
XV (_GP_)	667
XV (GT)	667

SUZUKI**667**

ALTO (EF)	667
ALTO (FF)	667
ALTO (GF)	667
ALTO (HA12, HA23)	667
BALENO (EG)	667
BALENO Kombi (EG)	668
BALENO Schrägheck (EG)	668
CARRY Kasten (FD)	669
CELERIO (LF)	669
GRAND VITARA I (FT, HT)	669
GRAND VITARA I Cabriolet (GT)	670
GRAND VITARA II (JT, TE, TD)	670
IGNIS I (FH)	670
IGNIS II (MH)	670
JIMNY Geländewagen geschlossen (SN)	671
LIANA (ER, RH_)	671
LIANA Schrägheck	672
SAMURAI Geländewagen geschlossen (SJ_)	672

**SUZUKI****667**

SPLASH (EX)	672
SWIFT III (MZ, EZ)	674
SWIFT II Schrägheck (EA, MA)	673
SWIFT II Stufenheck (AH, AJ)	674
SWIFT IV (FZ, NZ)	675
SX4 / SX4 CLASSIC (EY, GY)	675
SX4 Stufenheck (GY, RW)	676
VITARA (ET, TA, TD)	677
VITARA Cabrio (ET, TA)	677
WAGON R+ Schrägheck (EM)	678
WAGON R+ Schrägheck (MM)	678
WAGON R Schrägheck	677

TOYOTA**679**

4 RUNNER (_N18_)	679
AURIS (_E15_)	679
AURIS (_E18_)	680
AURIS Kombi (_E18_)	680
AVENSIS (_T22_)	680
AVENSIS (_T25_)	681
AVENSIS Kombi (_T22_)	681
AVENSIS Kombi (_T25_)	682
AVENSIS Liftback (_T22_)	682
AVENSIS Stufenheck (_T25_)	683
AVENSIS VERSO (_M2_)	684
AYGO (_B1_)	684
AYGO (_B4_)	684
CAMRY (_V1_)	684
CAMRY (_V2_)	685
CAMRY Kombi (_V1_)	685
CAMRY Stufenheck (_V3_)	685
CARINA E (_T19_)	685
CARINA E Sportswagon (_T19_)	686
CARINA E Stufenheck (_T19_)	686
CELICA Cabriolet (_T20_)	687
CELICA Coupe (_T20_)	687
CELICA Coupe (_T23_)	687
COROLLA (_E10_)	687
COROLLA (_E11_)	688
COROLLA (_E12_)	689
COROLLA Compact (_E10_)	691
COROLLA Compact (_E11_)	691
COROLLA Kombi (_E10_)	693
COROLLA Kombi (_E11_)	693
COROLLA Kombi (_E12_)	694
COROLLA Liftback (_E10_)	696
COROLLA Liftback (_E11_)	696
COROLLA Stufenheck (_E12_)	697
COROLLA Stufenheck (_E15_)	699
COROLLA Verso (_E12_)	699
COROLLA Verso (ZER_, ZZE12_, R1_)	699
DYNA 100 Pritsche/Fahrgestell (LY1_, YY1_)	700
HIACE III Wagon (_H1_)	700
HIACE IV Bus (_H1_, _H2_)	700
HIACE IV Kasten (LXH1_, RZH1_, LH1_)	701
HILUX VIII Pick-up (_N1_)	703
HILUX VII Pick-up (_N1_, _N2_, _N3_)	702
HILUX VI Pick-up (_N1_)	702
HILUX V Pick-up (_N_, KZN1_, VZN1_)	702
IQ (_J1_)	703
LAND CRUISER 100 (_J1_)	703
LAND CRUISER 90 (_J9_)	703
LAND CRUISER Hardtop (_J7_)	703
LAND CRUISER PRADO (_J12_)	703
LAND CRUISER PRADO (_J15_)	703
PASEO Cabriolet (EL54_)	704
PASEO Coupe (EL54_)	704
PICNIC (_XM1_)	704
PREVIA (_R1_, _R2_)	704
PREVIA (_R3_)	704
PRIUS Liftback (_W2_)	705
PRIUS PLUS (_W4_)	705
PRIUS Stufenheck (_W1_)	705
PROACE Kasten/Kombi (MDX_)	705
RAV 4 I (_A1_)	705
RAV 4 I Cabrio (_A1_)	705
RAV 4 II (_A2_)	706
RAV 4 III (_A3_)	706

**TOYOTA****679**

RAV 4 IV (_A4_)	707
STARLET (_P8_)	707
STARLET (_P9_)	707
SUPRA (_A8_)	707
URBAN CRUISER (_P1_)	707
VERSO (_R2_)	707
VERSO S (_P12_)	708
YARIS (_P1_)	708
YARIS (_P13_)	711
YARIS (_P9_)	710
YARIS VERSO (_P2_)	712
YARIS VERSO VAN Kasten (_P2_)	713

VOLVO**713**

440 K (445)	713
460 L (464)	714
480 E (482)	715
850 (854)	715
850 Kombi (855)	715
940 II (944)	715
940 II Kombi (945)	716
960 II (964)	716
960 II Kombi (965)	716
C70 I Cabriolet (873)	716
C70 I Coupe (872)	716
S40 I (644)	717
S60 I (384)	717
S70 (874)	718
S80 I (184)	719
S80 II (124)	719
S90 (964)	720
V40 Kombi (645)	721
V70 I (875, 876)	721
V70 II (285)	722
V90 Kombi (965)	723
XC70 CROSS COUNTRY (295)	723
XC90 I (275)	723

VW**723**

AMAROK (2HA, 2HB, S1B, S6B, S7A, S7B)	723
AMAROK Pritsche/Fahrgestell (S1B)	724
BEETLE (5C1, 5C2)	724
BEETLE Cabriolet (5C7, 5C8)	724
BORA (1J2)	724
BORA Variant (1J6)	725
CADDY III Kasten (2KA, 2KH, 2CA, 2CH)	727
CADDY III Kombi (2KB, 2KJ, 2CB, 2CJ)	728
CADDY II Kasten (9K9A)	725
CADDY II Kombi (9K9B)	726
CADDY II Pick-up (9U7)	727
CRAFTER 30-35 Bus (2E_)	728
CRAFTER 30-50 Kasten (2E_)	728
CRAFTER 30-50 Pritsche/Fahrgestell (2F_)	729
EOS (1F7, 1F8)	729
FOX Schrägheck (5Z1, 5Z3, 5Z4)	729
GOLF III (1H1)	730
GOLF III Cabriolet (1E7)	732
GOLF III Variant (1H5)	733
GOLF IV (1J1)	734
GOLF IV Cabriolet (1E7)	735
GOLF IV Variant (1J5)	735
GOLF PLUS (5M1, 521)	737
GOLF V (1K1)	736
GOLF VI (5K1)	736
GOLF VI Cabriolet (517)	736
GOLF VI Variant (AJ5)	737
GOLF V Variant (1K5)	736
JETTA III (1K2)	737
KAEFER	737
LOAD UP (121, 122, BL1, BL2)	737
LT 28-35 I Bus (281-363)	738
LT 28-35 II Bus (2DB, 2DE, 2DK)	740
LT 28-35 I Kasten (281-363)	738
LT 28-35 I Pritsche/Fahrgestell (281-363)	739
LT 28-46 II Kasten (2DA, 2DD, 2DH)	741
LT 28-46 II Pritsche/Fahrgestell (2DC, 2DF, 2DG, 2DL, 2DM)	742
LT 40-55 I Kasten (291-512)	743

**VW****723**

LT 40-55 I Pritsche/Fahrgestell (293-909)	743
LUPO (6X1, 6E1)	743
MULTIVAN T5 (7HM, 7HN, 7HF, 7EF, 7EM, 7EN)	744
MULTIVAN T6 (SGF, SGM, SGN)	745
NEW BEETLE (9C1, 1C1)	745
NEW BEETLE Cabriolet (1Y7)	746
PASSAT (3A2, 35I)	746
PASSAT (3B2)	747
PASSAT (3B3)	747
PASSAT Variant (3A5, 35I)	748
PASSAT Variant (3B5)	749
PASSAT Variant (3B6)	749
POLO (6N1)	749
POLO (6N2)	752
POLO (6R1, 6C1)	753
POLO (9N_)	755
POLO (AW1, BZ1)	757
POLO CLASSIC (6V2)	757
POLO Stufenheck (9A4, 9A2, 9N2, 9A6)	759
POLO Van (6R)	760
POLO Van Kasten/Kombi (6V5)	761
POLO Van Kasten/Schrägheck (6N1)	761
POLO Variant (6V5)	762
SCIROCCO (137, 138)	762
SHARAN (7M8, 7M9, 7M6)	763
TARO	763
T-CROSS (C11_)	763
TOUAREG (7LA, 7L6, 7L7)	763
TOUAREG (7P5, 7P6)	765
TOURAN (1T1, 1T2)	765
TOURAN (1T3)	765
TRANSPORTER T4 Bus (70B, 70C, 7DB, 7DK, 70J, 70K, 7DC, 7DJ)	766
TRANSPORTER T4 Kasten (70A, 70H, 7DA, 7DH)	767
TRANSPORTER T4 Pritsche/Fahrgestell (70E, 70L, 70M, 7DE, 7DL)	768
TRANSPORTER T5 Bus (7HB, 7HJ, 7EB, 7EJ, 7EF, 7EG, 7HF, 7EC)	769
TRANSPORTER T5 Kasten (7HA, 7HH, 7EA, 7EH)	770
TRANSPORTER T5 Pritsche/Fahrgestell (7JD, 7JE, 7JL, 7JY, 7JZ)	771
TRANSPORTER T6 Bus (SGB, SGG, SGJ, SGC, SGH)	771
TRANSPORTER T6 Kasten (SGA, SGH)	772
TRANSPORTER T6 Pritsche/Fahrgestell (SFD, SFE, SFL, SFZ)	772
UP (121, 122, BL1, BL2)	772
VENTO (1H2)	773



DE Fahrzeugverwendungen














EN Applications of vehicles













ES Aplicaciones












FR Applications











IT Applicazioni autoveicoli














2020













	kw					! #		
ABARTH - GRANDE PUNTO (199_) 12/07→12/12								
 Seilzug, Feststellbremse								
1.4 (199.AXN1B)	114	12/07→06/10	➡	<input type="checkbox"/>	Scheibenbremse	24.3727-0579.2	580579	L= 1.654
			➡	<input type="checkbox"/>	Scheibenbremse	24.3727-0580.2	580580	L= 1.673
1.4 (199.AXX1B)	132	12/07→12/12	➡	<input type="checkbox"/>	→ 01/11; Scheibenbremse	24.3727-0579.2	580579	L= 1.654
			➡	<input type="checkbox"/>	→ 01/11; Scheibenbremse	24.3727-0580.2	580580	L= 1.673
ABARTH - PUNTO (199_) 03/12→02/12								
 Seilzug, Feststellbremse								
1.4 (199.AXX1B)	132	03/12→02/12	➡	<input type="checkbox"/>		24.3727-0579.2	580579	L= 1.654
			➡	<input type="checkbox"/>		24.3727-0580.2	580580	L= 1.673
ABARTH - PUNTO EVO (199_) 07/08→02/12								
 Seilzug, Feststellbremse								
1.4 (199.AXX1B)	120	10/09→02/12	➡	<input type="checkbox"/>		24.3727-0579.2	580579	L= 1.654
1.4 (199.AXX1B)	132	07/08→02/12	➡	<input type="checkbox"/>		24.3727-0580.2	580580	L= 1.673
ALFA ROMEO - 145 (930_) 07/94→01/01								
 Radbremszylinder								
1.4 i.e. (930.A3)	66	07/94→12/96	➡	-	ABS	24.3220-1116.3	020313	Ø 20,64 GG
1.6 i.e. (930.A2)	76	10/94→12/96	➡	-	ABS			
1.4 i.e. 16V T.S. (930.A3A)	76	12/96→01/01	➡	01/97→;	- ABS	24.3222-1707.3	020104	BDX Ø 22,2 GG
1.6 i.e. 16V T.S. (930.A2)	88	12/96→01/01	➡					
1.6 16V T.S. (930.A2C)	82	09/97→12/00	➡	-	ABS	24.3222-1707.3	020104	BDX Ø 22,2 GG
1.9 JTD (930.A4B)	77	02/99→01/01	➡					
1.9 TD (930.A4)	66	10/94→02/99	➡	→ 12/96;	- ABS	24.3220-1116.3	020313	Ø 20,64 GG
			➡	01/97→;	- ABS	24.3222-1707.3	020104	BDX Ø 22,2 GG
Zubehörsatz, Bremsbacken								
1.4 i.e. (930.A3)	66	07/94→12/96	➡	-	ABS	03.0137-9081.2	669081	
1.6 i.e. (930.A2)	76	10/94→12/96	➡					
1.4 i.e. 16V T.S. (930.A3A)	76	12/96→01/01	➡	01/97→;	- ABS	03.0137-9125.2	669125	BDX
1.6 i.e. 16V T.S. (930.A2)	88	12/96→01/01	➡					
1.6 16V T.S. (930.A2C)	82	09/97→12/00	➡	-	ABS	03.0137-9125.2	669125	BDX
1.9 JTD (930.A4B)	77	02/99→01/01	➡					
1.9 TD (930.A4)	66	10/94→02/99	➡	→ 12/96;	- ABS	03.0137-9081.2	669081	
			➡	01/97→;	- ABS	03.0137-9125.2	669125	BDX
 Bremstrommel								
1.4 i.e. (930.A3)	66	07/94→12/96	➡	-	ABS	24.0222-8018.1	480078	Ø 228,0 x 48 / 230
1.6 i.e. (930.A2)	76	10/94→12/96	➡					
1.4 i.e. 16V T.S. (930.A3A)	76	12/96→01/01	➡	01/97→;	- ABS	24.0220-3007.1	480064	Ø 203,0 x 48,5 / 204,7
1.6 i.e. 16V T.S. (930.A2)	88	12/96→01/01	➡					
1.6 16V T.S. (930.A2C)	82	09/97→12/00	➡	-	ABS	24.0220-3007.1	480064	Ø 203,0 x 48,5 / 204,7
1.9 JTD (930.A4B)	77	02/99→01/01	➡					
1.9 TD (930.A4)	66	10/94→02/99	➡	01/97→;	- ABS	24.0220-3007.1	480064	Ø 203,0 x 48,5 / 204,7
			➡	→ 12/96;	- ABS	24.0222-8018.1	480078	Ø 228,0 x 48 / 230
 Bremsbackensatz								
1.4 i.e. (930.A3)	66	07/94→12/96	➡	-	ABS	03.0137-0208.2	650208	Ø 228 x 42 + HEB
1.6 i.e. (930.A2)	76	10/94→12/96	➡			03.0420-4520.3	684520	Ø 228 x 42 Ø 20,64 + RZ / + Zub Kit
1.4 i.e. 16V T.S. (930.A3A)	76	12/96→01/01	➡	01/97→;	- ABS	03.0137-0262.2	650262	BDX Ø 203 x 39
1.6 i.e. 16V T.S. (930.A2)	88	12/96→01/01	➡			03.0520-6722.3	696722	BDX Ø 203 x 39 Ø 22,2 + RZ / + Zub TopKit
1.6 16V T.S. (930.A2C)	82	09/97→12/00	➡	-	ABS	03.0137-0262.2	650262	BDX Ø 203 x 39
1.9 JTD (930.A4B)	77	02/99→01/01	➡			03.0520-6722.3	696722	BDX Ø 203 x 39 Ø 22,2 + RZ / + Zub TopKit
1.9 TD (930.A4)	66	10/94→02/99	➡	→ 12/96;	- ABS	03.0137-0208.2	650208	Ø 228 x 42 + HEB
			➡			03.0420-4520.3	684520	Ø 228 x 42 Ø 20,64 + RZ / + Zub Kit
			➡	01/97→;	- ABS	03.0137-0262.2	650262	BDX Ø 203 x 39














	kw			 	! #		
ALFA ROMEO - 145 (930_) 07/94→01/01							
 Bremsbackensatz							
1.9 TD (930.A4)	66	10/94→02/99	➡	01/97→; - ABS		03.0520-6722.3 696722	BDX Ø 203 x 39 Ø 22,2 + RZ / + Zub TopKit
 Seilzug, Feststellbremse							
1.4 i.e. (930.A3)	66	07/94→12/96	➡	☐; + ABS; Scheiben/Trommel		24.3727-0006.2 580006	L= 1.460
1.6 i.e. (930.A2)	76	10/94→12/96	➡	☐; + ABS; Scheiben/Trommel		24.3727-0521.2 580521	L= 1.517
1.4 i.e. 16V T.S. (930.A3A)	76	12/96→01/01	➡	☐; 01/97→; + ABS; Scheiben/Trommel		24.3727-0006.2 580006	L= 1.460
1.6 i.e. 16V T.S. (930.A2)	88	12/96→01/01	➡	☐; 01/97→; Scheiben/Trommel		24.3727-0521.2 580521	L= 1.517
1.9 TD (930.A4)	66	10/94→02/99	➡	☐; 01/97→; - ABS; Scheiben/Trommel		24.3727-0540.2 580540	L= 1.383
1.6 16V T.S. (930.A2C)	82	09/97→12/00	➡	☐; + ABS; Scheiben/Trommel		24.3727-0006.2 580006	L= 1.460
1.9 JTD (930.A4B)	77	02/99→01/01	➡	☐; Scheiben/Trommel		24.3727-0521.2 580521	L= 1.517
			➡	☐; - ABS; Scheiben/Trommel		24.3727-0540.2 580540	L= 1.383
1.7 i.e. 16V (930.A1)	95	10/94→12/96	➡	☐; Scheiben/Trommel		24.3727-0006.2 580006	L= 1.460
1.8 i.e. 16V (930.A1A)	106	03/98→01/01	➡	☐; Scheiben/Trommel		24.3727-0521.2 580521	L= 1.517
2.0 16V (930.A5)	114	03/98→01/01	➡	☐; Scheiben/Trommel		24.3727-0521.2 580521	L= 1.517
2.0 16V T.S. (930.A5)	110	10/95→01/01	➡	☐; Scheiben/Trommel		24.3727-0521.2 580521	L= 1.517
1.8 i.e. 16V T.S. (930.A1A)	103	12/96→12/98	➡	☐; 01/97→; Scheiben/Trommel		24.3727-0006.2 580006	L= 1.460
			➡	☐; 01/97→; Scheiben/Trommel		24.3727-0521.2 580521	L= 1.517
ALFA ROMEO - 146 (930_) 12/94→10/01							
 Radbremszylinder							
1.4 i.e. (930.B3)	66	12/94→12/96	➡	- ABS		24.3220-1116.3 020313	Ø 20,64 GG
1.6 i.e. (930.B2)	76	12/94→12/96	➡	- ABS		24.3220-1116.3 020313	Ø 20,64 GG
1.4 i.e. 16V T.S. (930.B3A)	76	11/96→01/01	➡	01/97→; - ABS		24.3222-1707.3 020104	BDX Ø 22,2 GG
1.6 i.e. 16V T.S. (930.B2B, 930.B2C)	88	11/96→10/01	➡	- ABS		24.3222-1707.3 020104	BDX Ø 22,2 GG
1.6 16V T.S. (930.B2C)	82	09/97→12/00	➡	- ABS		24.3222-1707.3 020104	BDX Ø 22,2 GG
1.9 JTD (930.B4B)	77	02/99→01/01	➡	- ABS		24.3222-1707.3 020104	BDX Ø 22,2 GG
1.9 TD (930.B4A)	66	12/94→02/99	➡	→ 12/96; - ABS		24.3220-1116.3 020313	Ø 20,64 GG
			➡	01/97→; - ABS		24.3222-1707.3 020104	BDX Ø 22,2 GG
Zubehörsatz, Bremsbacken							
1.4 i.e. (930.B3)	66	12/94→12/96	➡	- ABS		03.0137-9081.2 669081	
1.6 i.e. (930.B2)	76	12/94→12/96	➡	- ABS		03.0137-9081.2 669081	
1.4 i.e. 16V T.S. (930.B3A)	76	11/96→01/01	➡	01/97→; - ABS		03.0137-9125.2 669125	BDX
1.6 i.e. 16V T.S. (930.B2B, 930.B2C)	88	11/96→10/01	➡	- ABS		03.0137-9125.2 669125	BDX
1.6 16V T.S. (930.B2C)	82	09/97→12/00	➡	- ABS		03.0137-9125.2 669125	BDX
1.9 JTD (930.B4B)	77	02/99→01/01	➡	- ABS		03.0137-9125.2 669125	BDX
1.9 TD (930.B4A)	66	12/94→02/99	➡	→ 12/96; - ABS		03.0137-9081.2 669081	
			➡	01/97→; - ABS		03.0137-9125.2 669125	BDX
 Bremstrommel							
1.4 i.e. (930.B3)	66	12/94→12/96	➡	- ABS		24.0222-8018.1 480078	Ø 228,0 x 48 / 230
1.6 i.e. (930.B2)	76	12/94→12/96	➡	- ABS		24.0222-8018.1 480078	Ø 228,0 x 48 / 230
1.4 i.e. 16V T.S. (930.B3A)	76	11/96→01/01	➡	01/97→; - ABS		24.0220-3007.1 480064	Ø 203,0 x 48,5 / 204,7
1.6 i.e. 16V T.S. (930.B2B, 930.B2C)	88	11/96→10/01	➡	- ABS		24.0220-3007.1 480064	Ø 203,0 x 48,5 / 204,7
1.6 16V T.S. (930.B2C)	82	09/97→12/00	➡	- ABS		24.0220-3007.1 480064	Ø 203,0 x 48,5 / 204,7
1.9 JTD (930.B4B)	77	02/99→01/01	➡	- ABS		24.0220-3007.1 480064	Ø 203,0 x 48,5 / 204,7
1.9 TD (930.B4A)	66	12/94→02/99	➡	01/97→; - ABS		24.0220-3007.1 480064	Ø 203,0 x 48,5 / 204,7
			➡	→ 12/96; - ABS		24.0222-8018.1 480078	Ø 228,0 x 48 / 230
 Bremsbackensatz							
1.4 i.e. (930.B3)	66	12/94→12/96	➡	- ABS		03.0137-0208.2 650208	Ø 228 x 42 + HEB
1.6 i.e. (930.B2)	76	12/94→12/96	➡	- ABS		03.0420-4520.3 684520	Ø 228 x 42 Ø 20,64 + RZ / + Zub Kit
1.4 i.e. 16V T.S. (930.B3A)	76	11/96→01/01	➡	01/97→; - ABS		03.0137-0262.2 650262	BDX Ø 203 x 39
1.6 i.e. 16V T.S. (930.B2B, 930.B2C)	88	11/96→10/01	➡	- ABS		03.0520-6722.3 696722	BDX Ø 203 x 39 Ø 22,2 + RZ / + Zub TopKit
1.6 16V T.S. (930.B2C)	82	09/97→12/00	➡	- ABS		03.0137-0262.2 650262	BDX Ø 203 x 39
1.9 JTD (930.B4B)	77	02/99→01/01	➡	- ABS		03.0520-6722.3 696722	BDX Ø 203 x 39 Ø 22,2 + RZ / + Zub TopKit
↓							













	kW					! #		
ALFA ROMEO - 146 (930_) 12/94→10/01								
 Bremsbackensatz								
1.9 TD (930.B4A)	66	12/94→02/99	➡	→ 12/96; - ABS			03.0137-0208.2 650208	Ø 228 x 42 + HEB
			➡	01/97→; - ABS			03.0420-4520.3 684520	Ø 228 x 42 Ø 20,64 + RZ / + Zub Kit
			➡				03.0137-0262.2 650262	BDX Ø 203 x 39
			➡				03.0520-6722.3 696722	BDX Ø 203 x 39 Ø 22,2 + RZ / + Zub TopKit
 Seilzug, Feststellbremse								
1.4 i.e. (930.B3)	66	12/94→12/96	➡	☐; + ABS; Scheiben/Trommel			24.3727-0006.2 580006	L= 1.460
1.6 i.e. (930.B2)	76	12/94→12/96	➡	☐; + ABS; Scheiben/Trommel			24.3727-0521.2 580521	L= 1.517
1.4 i.e. 16V T.S. (930.B3A)	76	11/96→01/01	➡	☐; 01/97→; + ABS; Scheiben/Trommel			24.3727-0006.2 580006	L= 1.460
1.6 i.e. 16V T.S. (930.B2B, 930.B2C)	88	11/96→10/01	➡	☐; 01/97→; Scheiben/Trommel			24.3727-0521.2 580521	L= 1.517
1.9 TD (930.B4A)	66	12/94→02/99	➡	☐; 01/97→; - ABS; Scheiben/Trommel			24.3727-0540.2 580540	L= 1.383
1.6 16V T.S. (930.B2C)	82	09/97→12/00	➡	☐; + ABS; Scheiben/Trommel			24.3727-0006.2 580006	L= 1.460
1.9 JTD (930.B4B)	77	02/99→01/01	➡	☐; Scheiben/Trommel			24.3727-0521.2 580521	L= 1.517
			➡	☐; - ABS; Scheiben/Trommel			24.3727-0540.2 580540	L= 1.383
1.7 i.e. 16V (930.B1)	95	12/94→12/96	➡	☐; Scheiben/Trommel			24.3727-0006.2 580006	L= 1.460
1.8 i.e. 16V T.S. (930.B1A)	106	03/98→01/01	➡	☐; Scheiben/Trommel			24.3727-0521.2 580521	L= 1.517
2.0 16V (930.B5)	114	03/97→10/01						
2.0 16V T.S. (930.B5)	110	10/95→01/01						
1.8 i.e. 16V T.S. (930.B1A)	103	11/96→01/01	➡	☐; 01/97→; Scheiben/Trommel			24.3727-0006.2 580006	L= 1.460
			➡	☐; 01/97→; Scheiben/Trommel			24.3727-0521.2 580521	L= 1.517
ALFA ROMEO - 147 (937_) 10/00→12/10								
 Seilzug, Feststellbremse								
1.6 16V T.SPARK (937.AXA1A, 937.AXB1A, 937.BXB1A)	88	01/01→03/10	➡	☐; Scheibenbremse			24.3727-0010.2 580010	L= 1.170
			➡	☐; Scheibenbremse			24.3727-0011.2 580011	L= 1.235
1.6 16V T.SPARK ECO (937.AXA1A, 937.BXA1A)	77	01/01→03/10						
1.9 JTD (937.AXD1A, 937.BXD1A)	85	04/01→03/10						
1.9 JTD (937.AXF1A, 937.BXF1A)	74	06/03→03/10						
1.9 JTD 16V (937.AXG1B, 937.BXG1B)	93	09/03→09/04						
1.9 JTD 16V (937.AXG1B, 937.BXG1B)	103	11/02→03/10						
1.9 JTD 16V (937.AXM1B, 937.AXS1B)	100	10/04→03/10						
1.9 JTDM 16V (937.AXN1B, 937.AXZ1B)	125	06/08→03/10						
1.9 JTDM 8V (937.AXD1A, 937.AXU1A, 937.BXU1A)	88	07/05→03/10						
2.0 16V T.SPARK (937.AXA1, 937.AXC1, 937.BXC1)	110	01/01→03/10						
3.2 GTA (937.AXL1)	184	02/03→03/10						
1.9 JTDM (937.AXD1A, 937.AXV1A, 937.BXB1A)	85	10/04→03/10	➡	☐; 07/05→; Scheibenbremse			24.3727-0010.2 580010	L= 1.170
			➡	☐; 07/05→; Scheibenbremse			24.3727-0011.2 580011	L= 1.235
1.9 JTDM 16V (937.AXN1B, 937.BXN1B)	110	09/04→03/10						
ALFA ROMEO - 155 (167_) 01/92→12/97								
 Seilzug, Feststellbremse								
1.6 16V T.S. (167.A6A)	88	05/96→12/97	➡	☐; Scheibenbremse			24.3727-0006.2 580006	L= 1.460
1.7 T.S. (167.A4D, 167.A4H)	85	04/93→04/96	➡	☐; Scheibenbremse			24.3727-0521.2 580521	L= 1.517
1.7 T.S. 16V (167.A4N)	103	05/96→12/97						
1.9 TD (167.A3B, 167.A3)	66	04/93→12/97						
2.0 T.S. 16V (167.A2G)	110	03/95→12/97						













	kw			 	! #		
ALFA ROMEO - 155 (167_) 01/92→12/97							
 Seilzug, Feststellbremse							
2.5 TD (167.A1A, 167.A1G)	92	04/93→12/97	➡	<input type="checkbox"/> ; Scheibenbremse		24.3727-0006.2 580006	L= 1.460
2.5 V6 (167.A1C, 167.A1E)	120	09/92→12/97	➡	<input type="checkbox"/> ; Scheibenbremse		24.3727-0521.2 580521	L= 1.517
1.8 T.S. (167.A4C, 167.A)	77	02/92→12/97	➡	<input type="checkbox"/> ; 05/92→; Scheibenbremse		24.3727-0006.2 580006	L= 1.460
1.8 T.S. Sport (167.A4A, 167.A4C, 167.A4E)	93	03/92→12/96	➡	<input type="checkbox"/> ; 05/92→; Scheibenbremse		24.3727-0521.2 580521	L= 1.517
ALFA ROMEO - 156 (932_) 09/97→10/05							
 Seilzug, Feststellbremse							
1.6 16V T.SPARK (932.A4, 932.A4100)	88	09/97→09/05	➡	<input type="checkbox"/> ; 10/97→ 07/05; Scheibenbremse		24.3727-0004.2 580004	L= 1.196
1.6 16V T.SPARK (932A4)	82	09/97→09/05	➡	<input type="checkbox"/> ; 10/97→ 07/05; Scheibenbremse		24.3727-0005.2 580005	L= 1.256
1.8 16V T.SPARK (932.A3)	106	09/97→10/00	➡	<input type="checkbox"/> ; 10/97→; Scheibenbremse		24.3727-0004.2 580004	L= 1.196
1.9 JTD (932B2)	77	09/97→10/00	➡	<input type="checkbox"/> ; 10/97→; Scheibenbremse		24.3727-0005.2 580005	L= 1.256
2.0 16V T.SPARK (932A2)	114	09/97→06/02					
2.5 V6 24V (932A1)	140	09/97→09/02					
1.8 16V T.SPARK (932.A3100)	103	09/97→09/05	➡	<input type="checkbox"/> ; → 07/05; Scheibenbremse		24.3727-0004.2 580004	L= 1.196
1.9 JTD (932.A2B00, 932.A2C00)	85	05/01→09/05	➡	<input type="checkbox"/> ; → 07/05; Scheibenbremse		24.3727-0005.2 580005	L= 1.256
1.9 JTD (932.AXN00, 932.BXE00)	110	07/04→09/05					
1.9 JTD (932.AXE00)	93	11/03→09/05					
1.9 JTD 16V (932.AXE00)	103	11/02→09/05					
2.0 JTS (932.AXA)	122	03/02→09/05					
2.0 JTS (932.AXD00, 932.AXD01)	119	03/01→09/05					
2.4 JTD (932.A1B_)	103	10/00→09/05					
2.4 JTD (932.AXC)	110	03/02→09/05					
2.4 JTD (932.AXF00)	129	10/03→09/05					
2.5 V6 24V (932.A11_)	141	10/00→09/05					
3.2 GTA (932.AXB)	184	03/02→09/05					
1.9 JTD (932.A2B00)	81	10/00→05/01	➡	<input type="checkbox"/> ; Scheibenbremse		24.3727-0004.2 580004	L= 1.196
1.9 JTD (932.AXE00)	100	11/02→11/04	➡	<input type="checkbox"/> ; Scheibenbremse		24.3727-0005.2 580005	L= 1.256
2.0 16V T.SPARK (932.A21_)	110	10/00→03/02	➡	<input type="checkbox"/> ; Scheibenbremse		24.3727-0005.2 580005	L= 1.256
2.4 JTD (932.AXF00)	120	06/03→09/05	➡	<input type="checkbox"/> ; 10/03→ 07/05; Scheibenbremse		24.3727-0004.2 580004	L= 1.196
			➡	<input type="checkbox"/> ; 10/03→ 07/05; Scheibenbremse		24.3727-0005.2 580005	L= 1.256
2.4 JTD (932B1)	100	09/97→09/03	➡	<input type="checkbox"/> ; 10/97→ 10/00; Scheibenbremse		24.3727-0004.2 580004	L= 1.196
			➡	<input type="checkbox"/> ; 10/97→ 10/00; Scheibenbremse		24.3727-0005.2 580005	L= 1.256
ALFA ROMEO - 156 Sportwagon (932_) 02/97→05/06							
 Seilzug, Feststellbremse							
1.6 16V T.SPARK. (932B4100)	88	05/00→05/06	➡	<input type="checkbox"/> ; → 07/05; Scheibenbremse		24.3727-0004.2 580004	L= 1.196
1.6 16V T.SPARK (932A4)	82	01/00→09/05	➡	<input type="checkbox"/> ; → 07/05; Scheibenbremse		24.3727-0005.2 580005	L= 1.256
1.8 16V T.SPARK (932B31_)	103	02/97→05/06					
1.9 JTD (932B2B, 932B2C)	85	05/01→05/06					
1.9 JTD (932BXE00, 932BXN00)	110	03/05→05/06					
1.9 JTD (932BXE00)	93	11/03→05/06					
1.9 JTD 16V (932BXE00)	103	11/02→05/06					
1.9 JTD 16V Q4 (932BXN20)	110	07/04→05/06					
2.0 JTS (932BXA)	122	03/02→05/06					
2.0 JTS (932BXD00, 932BXD01)	119	03/02→05/06					
2.4 JTD (932.B1B00)	103	10/00→05/06					
2.4 JTD (932.BXC00)	110	03/02→05/06					
2.4 JTD (932.BXF00)	129	10/03→05/06					
2.5 V6 24V (932B1100)	141	02/97→05/06					
3.2 GTA (932.BXB00)	184	03/02→05/06					
1.8 16V T.SPARK (932A3)	106	05/00→10/00	➡	<input type="checkbox"/> ; Scheibenbremse		24.3727-0004.2 580004	L= 1.196
1.9 JTD (932.B2B00)	81	10/00→05/01	➡	<input type="checkbox"/> ; Scheibenbremse		24.3727-0005.2 580005	L= 1.256
1.9 JTD (932B2)	77	05/00→10/00					
1.9 JTD (932BXE00)	100	11/02→11/04					
			↓				














	kw					! #		
ALFA ROMEO - 156 Sportwagon (932_) 02/97→05/06								
 Seilzug, Feststellbremse								
2.0 16V T.SPARK (932A2)	114	05/00→06/02	➡	<input type="checkbox"/>	Scheibenbremse		24.3727-0004.2 580004	L= 1.196
2.0 16V T.SPARK (932B21_)	110	10/00→03/02	➡	<input type="checkbox"/>	Scheibenbremse		24.3727-0005.2 580005	L= 1.256
2.5 V6 24V (932A1)	140	02/97→08/03						
2.4 JTD (932B1)	100	05/00→09/03	➡	<input type="checkbox"/>	→ 10/00; Scheibenbremse		24.3727-0004.2 580004	L= 1.196
			➡	<input type="checkbox"/>	→ 10/00; Scheibenbremse		24.3727-0005.2 580005	L= 1.256
2.4 JTD (932BXF00)	120	06/03→05/06	➡	<input type="checkbox"/>	10/03→ 07/05; Scheibenbremse		24.3727-0004.2 580004	L= 1.196
			➡	<input type="checkbox"/>	10/03→ 07/05; Scheibenbremse		24.3727-0005.2 580005	L= 1.256
ALFA ROMEO - 164 (164_) 01/87→10/98								
 Seilzug, Feststellbremse								
2.0 V6 Turbo (164.K3)	148	09/92→09/98	➡	<input checked="" type="checkbox"/>	Scheibenbremse	1	24.3727-0514.2 580514	L= 2.950
ALFA ROMEO - 166 (936_) 09/98→06/07								
 Seilzug, Feststellbremse								
2.0 T.Spark (936A3A_)	114	09/98→10/00	➡	<input type="checkbox"/>	10/98→; Scheibenbremse		24.3727-0012.2 580012	L= 1.427 + Zub
2.0 V6 (936A3_)	151	09/98→10/00						
2.4 JTD (936A2A_)	100	09/98→10/00	➡	<input type="checkbox"/>	10/98→; Scheibenbremse		24.3727-0013.2 580013	L= 1.445 + Zub
2.5 V6 24V (936A2_)	140	09/98→12/06						
3.0 V6 24V (936A1000, 936A1001)	166	09/98→06/07						
2.0 T.Spark (936A3B00)	110	10/00→06/07	➡	<input type="checkbox"/>	Scheibenbremse		24.3727-0012.2 580012	L= 1.427 + Zub
2.4 JTD (936A2B_)	103	10/00→06/07						
2.4 JTD (936AXA00, 936A3B00)	110	04/02→06/07	➡	<input type="checkbox"/>	Scheibenbremse		24.3727-0013.2 580013	L= 1.445 + Zub
2.4 JTD (936AXC00, 936AXD01)	129	10/03→06/07						
2.4 JTD (936AXC00, 936AXG00)	136	07/05→06/07						
2.4 JTD (936AXC00)	132	07/06→06/07						
2.4 JTD (936AXD01, 936AXC00)	120	10/03→06/07						
2.5 V6 24V (936A21_)	138	10/00→06/07						
3.0 V6 24V (936A11_)	162	10/00→06/07						
3.2 V6 24V (936AXB00, 936AXA00)	176	10/03→06/07						
ALFA ROMEO - BRERA (939_) 01/06→05/11								
 Seilzug, Feststellbremse								
1.8 Tbi (939DXN1B)	147	05/09→06/10	➡	<input type="checkbox"/>	Scheibenbremse		24.3727-0014.2 580014	L= 1.662
2.0 JTDM (939DXP1B)	125	05/09→06/10						
2.2 JTS (939.DXB11)	136	01/06→05/11	➡	<input type="checkbox"/>	Scheibenbremse		24.3727-0015.2 580015	L= 1.577
2.4 JTDM 20V (939DXD1B, 939DXD12)	147	01/06→03/11						
2.4 JTDM 20V (939DXD1B, 939DXM1B)	154	05/07→03/11						
3.2 JTS (939DXG2B, 939DXG1B)	191	03/08→06/10						
3.2 JTS Q4 (939.DXG22)	191	01/06→05/11						
2.0 JTDM (939DXQ1B)	120	03/08→06/10	➡	<input type="checkbox"/>	05/09→; Scheibenbremse		24.3727-0014.2 580014	L= 1.662
			➡	<input type="checkbox"/>	05/09→; Scheibenbremse		24.3727-0015.2 580015	L= 1.577
ALFA ROMEO - GT (937_) 11/03→09/10								
 Seilzug, Feststellbremse								
1.8 TS (937CXR1A)	103	11/03→09/10	➡	<input type="checkbox"/>	→ 07/10; Scheibenbremse		24.3727-0004.2 580004	L= 1.196
1.9 JTD (937CXN1B, 937CXZ1B)	125	05/08→09/10	➡	<input type="checkbox"/>	→ 07/10; Scheibenbremse		24.3727-0005.2 580005	L= 1.256
1.9 JTD (937CXN1B)	110	11/03→09/10						
2.0 JTS (937CXH11, 937CXH1A, 937CXT1A)	119	12/06→09/10						
2.0 JTS (937CXH1A, 937CXH11)	121	11/03→09/10						
3.2 GTA (937CXP1B)	176	11/03→09/10	➡	<input type="checkbox"/>	→ 07/10; Scheibenbremse		24.3727-0004.2 580004	L= 1.196
ALFA ROMEO - MITO (955_) 08/08→								
 Seilzug, Feststellbremse								
0.9 (955AXY1B, 955AXZ1B)	74	12/13→	➡	<input type="checkbox"/>	Scheibenbremse		24.3727-0579.2 580579	L= 1.654
0.9 TwinAir (955.AXW1B)	63	07/11→	➡	<input type="checkbox"/>	Scheibenbremse		24.3727-0580.2 580580	L= 1.673
↓								











	kw			 	! #			
ALFA ROMEO - MITO (955_) 08/08→								
 Seilzug, Feststellbremse								
0.9 TwinAir (955AXY1B)	77	04/13→	➡	☐		24.3727-0581.2	580581	L= 1.658
1.3 MultiJet (955AXH1B, 955AXT1A)	66	08/08→	➡	☐		24.3727-0582.2	580582	L= 1.641
1.3 MultiJet (955AXP1A, 955AYC1A)	70	09/09→						
1.3 MultiJet (955AXT1A, 955AYA1A)	59	12/13→						
1.3 MultiJet (955AXT1A)	62	01/11→						
1.4 (955AXB1B, 955.AXF1B)	70	09/08→08/13						
1.4 (955AXB1B)	58	08/08→08/13						
1.4 (955AXV1A)	51	05/11→						
1.4 Bifuel (955.AXG1A)	88	04/16→						
1.4 Bifuel (955AXG1A)	88	01/09→						
1.4 MultiAir (955AXL1B)	77	09/09→08/13						
1.4 MultiAir (955AXN1B)	125	09/09→						
1.4 TB (955.AYB11, 955.AXB1B)	103	12/13→						
1.4 TJet (955AXA1B)	114	08/08→06/11						
1.4 TJet (955AXD1B)	110	09/08→06/11						
1.4 TJet (955AXG1A)	88	08/08→						
1.4 Turbo MultiAir (955AXM1A, 955AXR11)	99	10/09→						
1.4 Turbo MultiAir (955AXS1B, 955AXS11)	120	10/09→						
1.6 JTDM (955AXC1B)	88	08/08→						
1.6 JTDM (955AXE1B)	85	08/08→						
1.4 (955.AXB1B, 955.AXU1A)	57	03/11→	➡	☐; 05/11→; Scheibenbremse		24.3727-0579.2	580579	L= 1.654
			➡	☐; 05/11→; Scheibenbremse		24.3727-0580.2	580580	L= 1.673
			➡	☐; 05/11→		24.3727-0581.2	580581	L= 1.658
			➡	☐; 05/11→		24.3727-0582.2	580582	L= 1.641
ALFA ROMEO - SPIDER (939_) 03/06→03/11								
 Seilzug, Feststellbremse								
1.8 TBi (939DXN1B)	147	05/09→03/11	➡	☐; Scheibenbremse		24.3727-0014.2	580014	L= 1.662
2.0 JTDM (939DXP1B, 939EXP1B)	125	05/09→06/10	➡	☐; Scheibenbremse		24.3727-0015.2	580015	L= 1.577
2.0 JTDM (939DXQ1B)	120	04/09→03/11						
2.4 JTDM (939DXM1B, 939EXM1B)	154	03/08→03/11						
2.4 JTDM (939EXD1B, 939EXD12)	147	03/06→03/11						
3.2 JTS (939EXG2B)	191	03/08→03/11						
2.2 JTS (939EXB1B, 939EXB11)	136	03/06→03/11	➡	☐; 04/06→; Scheibenbremse		24.3727-0014.2	580014	L= 1.662
3.2 JTS Q4 (939EXG2B, 939EXG22)	191	03/06→03/11	➡	☐; 04/06→; Scheibenbremse		24.3727-0015.2	580015	L= 1.577
AUDI - 80 Avant (8C5, B4) 09/91→01/96								
 Radbremszylinder								
1.6 E	74	06/93→01/96	➡	→ 8C-N-300000; - ABS		24.3219-0909.3	020188	Ø 19,05 ALU
1.9 TDI	66	07/92→01/96	➡	8C-P-000001→ 8C-P-050000; - ABS		24.3220-0909.3	020210	Ø 20,64 ALU
2.0	66	07/92→01/96						
2.0 E	85	07/92→01/96						
2.0 E 16V	103	02/93→01/96						
Zubehörsatz, Bremsbacken								
1.6 E	74	06/93→01/96	➡	→ 8C-P-050000; - ABS		03.0137-9164.2	669164	
1.9 TDI	66	07/92→01/96						
2.0	66	07/92→01/96						
 Bremsbackensatz								
1.6 E	74	06/93→01/96	➡	→ 8C-P-050000; - ABS		03.0137-0264.2	650264	Ø 230 x 40 + HEB
1.9 TDI	66	07/92→01/96	➡	8C-P-000001→ 8C-P-050000; - ABS		03.0520-6120.3	696120	VW Ø 230 x 40 Ø 20,64 + RZ / + Zub TopKit
2.0	66	07/92→01/96	➡					
2.0 E	85	07/92→01/96	➡	8C-P-000001→ 8C-P-050000; - ABS		03.0520-6120.3	696120	VW Ø 230 x 40 Ø 20,64 + RZ / + Zub TopKit
2.0 E 16V	103	02/93→01/96	➡					
 Seilzug, Feststellbremse								
1.6 E	74	06/93→01/96	➡	☐; → 8C-P-050000; + ABS; Scheibenbremse	2	24.3727-0147.2	580147	L= 1.722
1.9 TDI	66	07/92→01/96	➡	☐; 8C-P-050001→ 8C-P-235351; Scheibenbremse	2	24.3727-0147.2	580147	L= 1.722
2.0	66	07/92→01/96	➡					
			➡	☐; → 8C-P-050000; - ABS; Trommelbremse	2	24.3727-0148.2	580148	L= 1.578
↓								














	kw			 	! #		
AUDI - 80 Avant (8C5, B4) 09/91→01/96							
 Seilzug, Feststellbremse							
1.6 E 1.9 TDI 2.0	74 66 66	06/93→01/96 07/92→01/96 07/92→01/96	➔	☐; 8C-P-235352→; → 12/95; Scheibenbremse		24.3727-0191.2 580191	L= 1.723
			➔	☐; 8C-P-235352→; → 12/95; Scheibenbremse		24.3727-0192.2 580192	L= 1.723
2.0 E 2.0 E 16V 2.3 E 2.6 2.8	85 103 98 110 128	07/92→01/96 02/93→01/96 07/92→01/96 07/92→01/96 09/91→01/96	➔	☒; → 8C-P-235351; Scheibenbremse	2	24.3727-0147.2 580147	L= 1.722
			➔	☐; 8C-P-235352→; → 12/95; Scheibenbremse		24.3727-0191.2 580191	L= 1.723
			➔	☐; 8C-P-235352→; → 12/95; Scheibenbremse		24.3727-0192.2 580192	L= 1.723
AUDI - A1 (8X1, 8XK) 05/10→10/18							
 Seilzug, Feststellbremse							
1.0 TFSI 1.0 TFSI 1.2 TFSI 1.4 TDI 1.4 TFSI 1.4 TFSI 1.4 TFSI 1.4 TFSI 1.4 TFSI 1.4 TSI 1.6 TDI 1.6 TDI 1.6 TDI 2.0 TDI 2.0 TDI	60 70 63 66 90 92 103 136 110 66 77 85 100 105	01/16→10/18 03/15→10/18 05/10→04/15 11/14→10/18 05/10→04/15 11/14→10/18 04/12→04/15 01/11→04/15 11/14→10/18 03/11→04/15 05/10→04/15 11/14→10/18 05/12→04/15 09/11→04/15	➔	☒; Scheibenbremse	2	24.3727-3403.2 583403	L= 1.642
AUDI - A1 Sportback (8XA, 8XF) 09/11→10/18							
 Seilzug, Feststellbremse							
1.0 TFSI 1.0 TFSI 1.2 TFSI 1.4 TDI 1.4 TFSI 1.4 TFSI 1.4 TFSI 1.4 TFSI 1.4 TFSI 1.4 TSI 1.6 TDI 1.6 TDI 1.6 TDI 2.0 TDI 2.0 TDI	60 70 63 66 90 92 103 136 110 66 77 85 100 105	01/16→10/18 03/15→10/18 01/12→04/15 11/14→10/18 11/11→04/15 11/14→10/18 04/12→04/15 11/11→04/15 11/14→10/18 11/11→04/15 11/11→04/15 11/14→10/18 05/12→04/15 09/11→04/15	➔	☒; Scheibenbremse	2	24.3727-3403.2 583403	L= 1.642
AUDI - A1 Sportback (GBA) 07/18→							
Zubehörsatz, Bremsbacken							
25 TFSI 30 TFSI 35 TFSI 40 TFSI	70 85 110 147	11/18→ 07/18→ 09/18→ 09/18→	➔	+PR 1KA		03.0137-9309.2 669309	AP
AUDI - A2 (8Z0) 02/00→08/05							
 Radbremszylinder							
1.2 TDI 1.4 1.4 TDI	45 55 55	03/01→08/05 02/00→08/05 02/00→08/05	➔	→ 07/05; +PR 1KR		24.3215-0903.3 020154	Ø 15,87 ALU
			➔	06/00→ 07/05; +PR 1KB		24.3217-0908.3 020167	Ø 17,46 ALU
			➔	06/00→ 07/05; +PR 1KR		24.3215-0903.3 020154	Ø 15,87 ALU
			➔	06/00→ 07/05; +PR 1KB		24.3217-0908.3 020167	Ø 17,46 ALU
Zubehörsatz, Bremsbacken							
1.2 TDI 1.4 1.4 TDI	45 55 55	03/01→08/05 02/00→08/05 02/00→08/05		→ 07/05; +PR 1KR		03.0137-9008.2 669008	
			➔	06/00→ 07/05; +PR 1KB		03.0137-9168.2 669168	VW
			➔	06/00→ 07/05; +PR 1KR		03.0137-9008.2 669008	
			➔	06/00→ 07/05; +PR 1KB		03.0137-9168.2 669168	VW
 Bremstrommel							
1.4 1.4 TDI	55 55	02/00→08/05 02/00→08/05	➔	06/00→ 07/05; +PR 1KB		24.0220-0037.1 480161	Ø 200,0 x 50,1 / 201,5
 Bremsbackensatz							
1.4 1.4 TDI ↓	55 55	02/00→08/05 02/00→08/05	➔	06/00→ 07/05; +PR 1KB		03.0137-0268.2 650268	VW Ø 200 x 40 + HEB











	kw					! #		
AUDI - A2 (8Z0) 02/00→08/05								
 Bremsbackensatz								
1.4 1.4 TDI	55 55	02/00→08/05 02/00→08/05	➡	06/00→07/05; +PR 1KB		03.0520-1517.3	691517	VW Ø 200 x 40 Ø 17,46 + RZ / + Zub TopKit
			➡	06/00→07/05; +PR 1KR		03.0520-0415.3	690415	VW Ø 200 x 40 Ø 15,87 + RZ / + Zub TopKit
 Seilzug, Feststellbremse								
1.2 TDI	45	03/01→08/05	➡	☐; 8Z-3-010001→; → 07/05		24.3727-0100.2	580100	L= 1.075
			➡	☑; → 8Z-3-010000; Trommelbremse	2	24.3727-0100.2	580100	L= 1.075
			➡	☐; 8Z-3-010001→; → 07/05; Trommelbremse		24.3727-0185.2	580185	L= 1.056
1.4 1.4 TDI	55 55	02/00→08/05 02/00→08/05	➡	☐; 8Z-3-010001→; → 07/05		24.3727-0100.2	580100	L= 1.075
			➡	☑; 06/00→; → 8Z-3-010000; Trommelbremse	2	24.3727-0100.2	580100	L= 1.075
			➡	☐; 8Z-3-010001→; → 07/05; Trommelbremse		24.3727-0185.2	580185	L= 1.056
AUDI - A3 (8L1) 09/96→09/06								
 Seilzug, Feststellbremse								
1.6 1.6 1.8 1.8 T 1.8 T	74 75 92 110 132	09/96→05/03 08/00→05/03 09/96→05/03 12/96→05/03 12/98→05/03	➡	☑; → 8L-X-200000; Scheibenbremse	2	24.3727-0149.2	580149	L= 1.688
			➡	☑; 8L-Y-000001→; Scheibenbremse	2	24.3727-0173.2	580173	L= 1.693
1.8 T quattro	110	12/96→05/03	➡	☑; 08/98→; Scheibenbremse	2	24.3727-0175.2	580175	L= 1.723
1.8 T quattro S3 quattro S3 quattro	132 154 165	10/98→05/03 03/99→04/02 10/01→05/03	➡	☑; Scheibenbremse	2	24.3727-0175.2	580175	L= 1.723
1.9 TDI 1.9 TDI	66 81	09/96→07/01 08/97→07/01	➡	☑; → 8L-X-200000; Scheibenbremse	2	24.3727-0149.2	580149	L= 1.688
			➡	☑; 8L-Y-000001→; → 06/01; Scheibenbremse	2	24.3727-0173.2	580173	L= 1.693
1.9 TDI	74	10/00→05/03	➡	☑; Scheibenbremse	2	24.3727-0173.2	580173	L= 1.693
1.9 TDI	96	08/00→05/03	➡	☑; 09/00→; Scheibenbremse	2	24.3727-0173.2	580173	L= 1.693
1.9 TDI quattro	96	08/00→05/03	➡	☑; 09/00→; Scheibenbremse	2	24.3727-0175.2	580175	L= 1.723
AUDI - A3 (8P1) 05/03→12/13								
 Seilzug, Feststellbremse								
1.2 TFSI 1.4 TFSI 1.6 1.6 E-Power 1.6 FSI 1.6 TDI 1.6 TDI 1.8 TFSI quattro 2.0 FSI 2.0 TDI 2.0 TDI 2.0 TDI 2.0 TDI 2.0 TDI 16V 2.0 TDI 16V quattro 2.0 TDI quattro 2.0 TDI quattro 2.0 TDI quattro 2.0 TFSI 2.0 TFSI quattro 3.2 V6 quattro S3 quattro	77 92 75 75 85 66 77 118 110 100 103 120 125 103 103 100 103 103 125 147 147 184 195	04/10→08/12 09/07→08/12 05/03→08/12 01/11→08/12 08/03→09/07 05/09→08/12 05/09→08/12 07/08→08/12 05/03→06/08 05/03→08/12 06/05→06/08 06/06→06/08 03/06→08/12 05/03→08/12 08/04→08/12 05/03→06/08 01/06→06/08 03/06→08/12 09/04→08/12 09/04→08/12 07/03→05/09 11/06→08/12	➡	☑; Scheibenbremse	2	24.3727-2708.2	582708	L= 1.447
1.8 TFSI	118	11/06→08/12	➡	☑; 01/07→; Scheibenbremse	2	24.3727-2708.2	582708	L= 1.447
1.9 TDI	77	05/03→05/10	➡	☑; 06/03→; Scheibenbremse	2	24.3727-2708.2	582708	L= 1.447
S3 quattro	188	02/07→08/12	➡	☑; 07/08→; Scheibenbremse	2	24.3727-2708.2	582708	L= 1.447
AUDI - A3 Sportback (8PA) 09/04→12/15								
 Seilzug, Feststellbremse								
1.2 TFSI 1.4 TFSI 1.6 1.6 E-Power 1.6 FSI 1.6 TDI 1.6 TDI	77 92 75 75 85 66 77	04/10→03/13 09/07→03/13 09/04→03/13 01/11→03/13 09/04→09/07 05/09→03/13 05/09→03/13	➡	☑; Scheibenbremse	2	24.3727-2708.2	582708	L= 1.447










	kw			 	! #		
AUDI - A3 Sportback (8PA) 09/04→12/15							
 Seilzug, Feststellbremse							
1.8 TFSI quattro	118	07/08→03/13	➡	☑; Scheibenbremse	2	24.3727-2708.2 582708	L= 1.447
1.9 TDI	77	09/04→05/10					
2.0 FSI	110	09/04→06/08					
2.0 TDI	103	06/05→06/08					
2.0 TDI	120	06/06→06/08					
2.0 TDI	125	03/06→03/13					
2.0 TDI 16V	103	09/04→03/13					
2.0 TDI 16V quattro	103	11/05→03/13					
2.0 TDI quattro	103	01/06→06/08					
2.0 TDI quattro	125	03/06→03/13					
2.0 TFSI	147	09/04→03/13					
2.0 TFSI quattro	147	09/04→03/13					
3.2 V6 quattro	184	09/04→05/09					
S3 quattro	188	07/08→03/13					
S3 quattro	195	06/08→03/13					
1.8 TFSI	118	11/06→03/13	➡	☑; 01/07→; Scheibenbremse	2	24.3727-2708.2 582708	L= 1.447
RS3 quattro	250	01/11→12/12	➡	☑; 04/11→	2	24.3727-0195.2 580195	L= 1.447
AUDI - A4 (8D2, B5) 11/94→12/01							
 Seilzug, Feststellbremse							
1.6	74	11/94→10/00	➡	☑; Scheibenbremse	2	24.3727-0155.2 580155	L= 1.812
1.6	75	07/00→11/00					
1.8	92	11/94→11/00					
1.8 T	132	12/97→11/00					
1.9 TDI	66	01/95→11/00					
1.9 TDI	85	03/00→11/00					
2.4	120	08/97→11/00					
2.5 TDI	110	09/97→11/00					
2.6	110	01/95→11/00					
2.8	128	09/95→07/97					
2.8	142	10/96→11/00					
1.8 T	110	01/95→11/00	➡	☑; 05/95→; Scheibenbremse	2	24.3727-0155.2 580155	L= 1.812
1.9 TDI	55	12/95→11/00	➡	☑; 03/96→; Scheibenbremse	2	24.3727-0155.2 580155	L= 1.812
1.9 TDI	81	10/95→11/00	➡	☑; 02/96→; Scheibenbremse	2	24.3727-0155.2 580155	L= 1.812
2.4	121	03/97→11/00	➡	☑; → 07/97; Scheibenbremse	2	24.3727-0155.2 580155	L= 1.812
			➡	☑; 08/97→; Scheibenbremse	2	24.3727-0155.2 580155	L= 1.812
AUDI - A4 (8E2, B6) 11/00→12/05							
 Seilzug, Feststellbremse							
1.6	75	11/00→12/04	➡	☐; 12/00→; Scheibenbremse		24.3727-0182.2 580182	L= 1.928
1.8 T	110	11/00→07/02	➡				
1.9 TDI	96	11/00→12/04	➡	☐; 12/00→; Scheibenbremse		24.3727-0183.2 580183	L= 2.005
2.0	96	11/00→12/04					
3.0	162	11/00→12/04					
1.8 T	120	07/02→12/04	➡	☐; Scheibenbremse		24.3727-0182.2 580182	L= 1.928
1.8 T	140	11/02→12/04					
1.9 TDI	74	05/01→12/04	➡	☐; Scheibenbremse		24.3727-0183.2 580183	L= 2.005
1.9 TDI	85	06/04→12/04					
2.0 FSI	110	07/02→12/04					
2.4	120	09/01→12/04					
2.4	125	09/01→12/04					
2.5 TDI	114	08/01→07/02					
2.5 TDI	120	07/02→12/04					
3.0	160	04/01→12/04					
AUDI - A4 (8EC, B7) 11/04→06/08							
 Seilzug, Feststellbremse							
1.6	75	11/04→06/08	➡	☐; Scheibenbremse		24.3727-0182.2 580182	L= 1.928
1.8 T	120	11/04→06/08					
1.9 TDI	85	11/04→06/08	➡	☐; Scheibenbremse		24.3727-0183.2 580183	L= 2.005
2.0	96	11/04→06/08					
2.0 TFSI	125	10/06→06/08					
2.0 TFSI	147	11/04→06/08					
2.0 TFSI	162	06/05→06/08					
2.5 TDI	120	11/04→05/06					
3.2 FSI	188	01/05→06/08					
AUDI - A4 Avant (8D5, B5) 11/94→09/01							
 Seilzug, Feststellbremse							
1.6	74	11/94→09/01	➡	☑; → 04/01; Scheibenbremse	2	24.3727-0155.2 580155	L= 1.812
1.6	75	07/00→09/01					
1.8	92	02/96→09/01					
1.8 T	110	03/96→09/01					
1.8 T	132	12/97→09/01					
1.9 DUO	66	03/98→09/01					










	kw			 	! #		
AUDI - A4 Avant (8D5, B5) 11/94→09/01							
 Seilzug, Feststellbremse							
1.9 TDI	55	03/96→09/01	➡	☒; → 04/01; Scheibenbremse	2	24.3727-0155.2 580155	L= 1.812
1.9 TDI	66	02/96→09/01					
1.9 TDI	81	02/96→09/01					
1.9 TDI	85	03/00→09/01					
2.4	120	08/97→09/01					
2.5 TDI	110	09/97→09/01					
2.6	110	02/96→09/01					
2.8	142	10/96→09/01					
2.4	121	03/97→09/01	➡	☒; 08/97→ 04/01; Scheibenbremse	2	24.3727-0155.2 580155	L= 1.812
2.8	128	03/96→09/96	➡	☒; Scheibenbremse	2	24.3727-0155.2 580155	L= 1.812
AUDI - A4 Avant (8E5, B6) 02/00→12/05							
 Seilzug, Feststellbremse							
1.6	75	09/01→12/04	➡	☐; Scheibenbremse		24.3727-0182.2 580182	L= 1.928
1.8 T	110	09/01→07/02	➡				
1.8 T	120	07/02→12/04	➡	☐; Scheibenbremse		24.3727-0183.2 580183	L= 2.005
1.8 T	140	11/02→12/04					
1.9 TDI	74	11/01→12/04					
1.9 TDI	85	06/04→12/04					
1.9 TDI	96	09/01→12/04					
2.0	96	09/01→12/04					
2.0 FSI	110	07/02→12/04					
2.4	120	09/01→12/04					
2.4	125	09/01→12/04					
2.5 TDI	114	09/01→07/02					
2.5 TDI	120	07/02→12/04					
3.0	160	04/01→12/04					
3.0	162	09/01→12/04					
AUDI - A4 Avant (8ED, B7) 11/04→06/08							
 Seilzug, Feststellbremse							
1.6	75	11/04→06/08	➡	☐; Scheibenbremse		24.3727-0182.2 580182	L= 1.928
1.8 T	120	11/04→06/08					
1.9 TDI	85	11/04→06/08	➡	☐; Scheibenbremse		24.3727-0183.2 580183	L= 2.005
2.0	96	11/04→06/08					
2.0 TFSI	125	10/06→06/08					
2.0 TFSI	147	11/04→06/08					
2.0 TFSI	162	06/05→06/08					
2.5 TDI	120	11/04→05/06					
3.0	160	11/04→05/06					
3.2 FSI	188	01/05→06/08					
AUDI - A4 Cabriolet (8H7, B6, 8HE, B7) 01/02→12/09							
 Seilzug, Feststellbremse							
1.8 T	120	07/02→03/09	➡	☐; → 11/08; Scheibenbremse		24.3727-0182.2 580182	L= 1.928
2.0 TDI	100	01/06→03/09					
2.0 TDI	103	01/06→03/09	➡	☐; → 11/08; Scheibenbremse		24.3727-0183.2 580183	L= 2.005
2.0 TFSI 16V	147	01/06→03/09					
2.7 TDI	132	06/06→03/09					
3.2 FSI	188	01/06→03/09					
2.0	96	09/04→12/05	➡	☐; Scheibenbremse		24.3727-0182.2 580182	L= 1.928
2.4	120	04/02→12/05					
2.4	125	04/02→12/05	➡	☐; Scheibenbremse		24.3727-0183.2 580183	L= 2.005
2.5 TDI	120	08/02→12/05					
3.0	160	04/02→12/05					
3.0	162	04/02→12/05					
AUDI - A6 (4A2, C4) 06/94→10/97							
 Seilzug, Feststellbremse							
1.8	92	12/95→10/97	➡	☒; Scheibenbremse	2	24.3727-0154.2 580154	L= 1.491
1.9 TDI	66	06/94→10/97					
2.0	74	06/94→10/97					
2.0	85	06/94→10/97					
2.0 16V	103	06/94→10/97					
2.5 TDI	84	01/95→10/97					
2.5 TDI	85	06/94→10/97					
2.5 TDI	103	08/94→10/97					
2.6	110	06/94→10/97					
2.8	128	06/94→10/97					
2.8	142	12/95→10/97					
AUDI - A6 (4B2, C5) 01/97→08/05							
 Seilzug, Feststellbremse							
1.8	92	07/97→01/05	➡	☐; Scheibenbremse		24.3727-0171.2 580171	L= 1.958
1.8 T	132	12/97→01/05					
1.9 TDI	81	04/97→10/00	➡	☐; Scheibenbremse		24.3727-0172.2 580172	L= 1.958
↓							








	kW			 	! #							
AUDI - A6 (4B2, C5) 01/97→08/05												
 Seilzug, Feststellbremse												
1.9 TDI	85	07/00→01/05	➡	☐; Scheibenbremse		24.3727-0171.2 580171	L= 1.958					
1.9 TDI	96	08/01→01/05	➡	☐; Scheibenbremse		24.3727-0172.2 580172	L= 1.958					
2.0	96	08/01→01/05										
2.4	100	07/98→01/05										
2.4	125	08/01→01/05										
2.5 TDI	110	07/97→01/05										
2.5 TDI	114	08/01→01/05										
2.5 TDI	120	07/02→01/05										
2.5 TDI	132	02/00→01/05										
2.7 T	169	02/99→01/05										
2.8	132	10/97→05/00										
2.8	140	07/99→01/05										
3.0	162	08/01→01/05										
3.7	191	03/99→01/05										
1.8 T	110	01/97→01/05						➡	☐; 04/97→; Scheibenbremse		24.3727-0171.2 580171	L= 1.958
2.4	115	02/97→01/05	➡	☐; 04/97→; Scheibenbremse		24.3727-0172.2 580172	L= 1.958					
2.4	120	02/97→01/05										
2.4	121	02/97→01/05										
2.8	142	02/97→01/05										
1.8 T quattro	110	02/97→01/05	➡	☒; 04/97→; Scheibenbremse	2	24.3727-0178.2 580178	L= 1.925					
2.4 quattro	120	02/97→01/05	➡	☒; Scheibenbremse	2	24.3727-0178.2 580178	L= 1.925					
2.4 quattro	121	02/97→01/05										
2.8 quattro	142	02/97→01/05										
1.8 T quattro	132	12/97→01/05										
2.4 quattro	115	08/98→07/99										
2.4 quattro	125	08/01→01/05										
2.5 TDI quattro	110	07/97→01/05										
2.5 TDI quattro	132	02/00→01/05										
2.7 T quattro	169	12/97→01/05										
2.7 T quattro	184	08/01→01/05										
2.8 quattro	140	07/99→05/01										
3.0 quattro	162	08/01→01/05										
3.7 quattro	191	03/99→01/05										
4.2 quattro	220	11/98→01/05										
S6 quattro	250	09/99→01/05										
AUDI - A6 Avant (4A5, C4) 06/94→12/97												
 Seilzug, Feststellbremse												
1.8	92	12/95→12/97	➡	☒; Scheibenbremse	2	24.3727-0154.2 580154	L= 1.491					
1.9 TDI	66	06/94→12/97	➡									
2.0	74	06/94→12/97										
2.0	85	06/94→12/97										
2.0 16V	103	06/94→12/97										
2.5 TDI	84	01/95→12/97										
2.5 TDI	85	06/94→12/97										
2.5 TDI	103	08/94→12/97										
2.6	110	06/94→12/97										
2.8	128	06/94→12/97										
2.8	142	12/95→12/97										
AUDI - A6 Avant (4B5, C5) 11/97→01/05												
 Seilzug, Feststellbremse												
1.8	92	12/97→01/05	➡	☐; Scheibenbremse		24.3727-0171.2 580171	L= 1.958					
1.8 T	110	12/97→01/05	➡	☐; Scheibenbremse		24.3727-0172.2 580172	L= 1.958					
1.8 T	132	04/99→01/05										
1.9 TDI	81	02/98→04/01										
1.9 TDI	85	07/00→01/05										
1.9 TDI	96	08/01→01/05										
2.0	96	08/01→01/05										
2.4	100	07/98→01/05										
2.4	115	12/97→01/05										
2.4	120	12/97→01/05										
2.4	121	12/97→01/05										
2.4	125	08/01→01/05										
2.5 TDI	110	12/97→01/05										
2.5 TDI	114	08/01→01/05										
2.5 TDI	120	07/02→01/05										
2.5 TDI	132	02/00→01/05										
2.7 T	169	02/99→01/05										
2.8	132	12/97→05/00										
2.8	140	07/99→01/05										
2.8	142	12/97→01/05										
3.0	162	08/01→01/05										
1.8 T quattro	110	12/97→01/05	➡	☒; Scheibenbremse	2	24.3727-0178.2 580178	L= 1.925					
1.8 T quattro	132	12/97→01/05	➡									
2.4 quattro	115	08/98→05/01										
2.4 quattro	120	12/97→01/05										
2.4 quattro	121	12/97→01/05										
2.4 quattro	125	08/01→01/05										
2.5 TDI quattro	110	12/97→01/05										
2.5 TDI quattro	132	02/00→01/05										









	kW			 	! #		
AUDI - A6 Avant (4B5, C5) 11/97→01/05							
 Seilzug, Feststellbremse							
2.7 T quattro	169	12/97→01/05	➔	☑; Scheibenbremse	2	24.3727-0178.2 580178	L= 1.925
2.7 T quattro	184	08/01→01/05					
2.8 quattro	142	12/97→01/05					
3.0 quattro	162	08/01→01/05					
3.7	191	03/99→01/05					
3.7 quattro	191	03/99→01/05					
4.2 quattro	220	11/98→01/05					
S6 quattro	250	09/99→01/05					
AUDI - ALLROAD (4BH, C5) 05/00→08/05							
 Seilzug, Feststellbremse							
2.5 TDI quattro	120	05/03→08/05	➔	☑; → 07/05; Scheibenbremse	2	24.3727-0178.2 580178	L= 1.925
2.5 TDI quattro	132	05/00→08/05					
2.7 T quattro	184	05/00→08/05					
4.2 V8 quattro	220	07/02→08/05					
AUDI - CABRIOLET (8G7, B4) 05/91→08/00							
 Seilzug, Feststellbremse							
2.0 E	85	01/93→07/98	➔	☑; → 8G-P-005533; Scheibenbremse		24.3727-0143.2 580143	L= 1.398
2.8	128	11/92→08/00	➔	☑; → 8G-P-005533; Scheibenbremse		24.3727-0144.2 580144	L= 1.358
AUDI - COUPE (89, 8B) 10/88→12/96							
 Seilzug, Feststellbremse							
2.0	85	05/89→12/96	➔	☑; → 04/93; Scheibenbremse		24.3727-0143.2 580143	L= 1.398
2.0 16 V	103	08/92→12/96					
2.3	98	03/90→12/96	➔	☑; → 04/93; Scheibenbremse		24.3727-0144.2 580144	L= 1.358
2.6	110	08/92→12/96					
2.8	128	09/91→12/96					
AUDI - Q7 (4LB) 03/06→01/16							
 Bremsbackensatz, Feststellbremse							
3.0 TDI quattro	150	05/10→08/15	➔	+PR 1KF,2EA,1KD,2EF		03.0137-0451.2 650451	∅ 210 x 30
3.0 TDI quattro	155	03/06→05/10					
3.0 TDI quattro	165	06/09→05/12					
3.0 TDI quattro	171	03/06→05/08					
3.0 TDI quattro	176	11/07→08/15					
3.0 TDI quattro	180	05/11→08/15					
3.0 TFSI quattro	200	05/10→08/15					
3.0 TFSI quattro	206	05/11→08/15					
3.0 TFSI quattro	245	05/10→08/15					
3.6 FSI quattro	206	08/06→05/10					
4.2 FSI quattro	257	03/06→05/10					
4.2 TDI quattro	240	03/07→06/09					
4.2 TDI quattro	250	05/09→08/15					
6.0 TDI quattro	368	09/08→05/14					
Zubehörsatz, Feststellbremsbacken							
3.0 TDI quattro	150	05/10→08/15		+PR 1KF,2EA,1KD,2EF		03.0137-9288.2 669288	
3.0 TDI quattro	155	03/06→05/10				03.0137-9700.2 669700	
3.0 TDI quattro	165	06/09→05/12				03.0137-9702.2 669702	
3.0 TDI quattro	171	03/06→05/08					
3.0 TDI quattro	176	11/07→08/15					
3.0 TDI quattro	180	05/11→08/15					
3.0 TFSI quattro	200	05/10→08/15					
3.0 TFSI quattro	206	05/11→08/15					
3.0 TFSI quattro	245	05/10→08/15					
3.6 FSI quattro	206	08/06→05/10					
4.2 FSI quattro	257	03/06→05/10					
4.2 TDI quattro	240	03/07→06/09					
4.2 TDI quattro	250	05/09→08/15					
6.0 TDI quattro	368	09/08→05/14					
 Seilzug, Feststellbremse							
3.0 TDI quattro	150	05/10→08/15	➔	☑; 06/10→; +PR 1KF,2EA,1KD,2EF;	2	24.3727-3400.2 583400	L= 1.890
3.0 TDI quattro	165	06/09→05/12		Scheibenbremse			
3.0 TDI quattro	176	11/07→08/15					
3.0 TFSI quattro	200	05/10→08/15					
3.0 TFSI quattro	245	05/10→08/15					
4.2 TDI quattro	250	05/09→08/15					
6.0 TDI quattro	368	09/08→05/14					
3.0 TDI quattro	180	05/11→08/15	➔	☑; +PR 1KF,2EA,1KD,2EF;	2	24.3727-3400.2 583400	L= 1.890
3.0 TFSI quattro	206	05/11→08/15		Scheibenbremse			










	kW			 	! #		
AUDI - TT (8N3) 10/98→06/06							
 Seilzug, Feststellbremse							
1.8 T	110	09/02→06/06	➡	⬇️; Scheibenbremse	2	24.3727-0189.2 580189	L= 1.617
1.8 T	120	09/05→06/06					
1.8 T	140	09/05→06/06					
1.8 T	132	10/98→06/06	➡	⬇️; 8N-Y-011101→; Scheibenbremse	2	24.3727-0189.2 580189	L= 1.617
			➡	⬇️; → 8N-Y-011100; Scheibenbremse	2	24.3727-0190.2 580190	L= 1.612
AUDI - TT Roadster (8N9) 10/99→06/06							
 Seilzug, Feststellbremse							
1.8 T	110	01/01→06/06	➡	⬇️; Scheibenbremse	2	24.3727-0189.2 580189	L= 1.617
1.8 T	120	09/05→06/06					
1.8 T	140	09/05→06/06					
1.8 T	132	10/99→06/06	➡	⬇️; 8N-Y-011101→; Scheibenbremse	2	24.3727-0189.2 580189	L= 1.617
			➡	⬇️; → 8N-Y-011100; Scheibenbremse	2	24.3727-0190.2 580190	L= 1.612
BMW - 1 (E81) 09/06→09/12							
 Bremsbackensatz, Feststellbremse							
116 d	66	01/11→12/11				03.0137-0379.2 650379	Ø 161 x 20
116 i	85	09/07→12/11					
116 i	89	08/07→11/11					
118 i	100	09/06→12/11					
120 d	120	03/07→12/11					
116 d	85	11/08→12/11		03/09→ 05/11		03.0137-0379.2 650379	Ø 161 x 20
116 i	90	03/07→11/11		09/07→ 12/08		03.0137-0379.2 650379	Ø 161 x 20
116 i	90	11/08→12/11		01/09→ 05/11		03.0137-0379.2 650379	Ø 161 x 20
118 d	100	09/06→12/11		04/07→ 05/11		03.0137-0379.2 650379	Ø 161 x 20
118 d	105	09/06→12/11					
118 i	105	09/06→12/11					
120 i	120	03/07→12/11					
120 i	125	03/07→09/12					
120 d	130	03/07→12/11		→ 05/11		03.0137-0379.2 650379	Ø 161 x 20
120 d	145	03/07→12/11					
120 i	115	03/07→12/11		→ 03/07		03.0137-0379.2 650379	Ø 161 x 20
123 d	150	03/07→12/11		10/07→ 05/11		03.0137-0305.2 650305	Ø 185 x 20
130 i	190	09/06→12/11		→ 05/11		03.0137-0305.2 650305	Ø 185 x 20
130 i	195	09/06→12/11					
Zubehörsatz, Feststellbremsbacken							
116 d	66	01/11→12/11				03.0137-9265.2 669265	
116 i	85	09/07→12/11				03.0137-9701.2 669701	
118 i	100	09/06→12/11				03.0137-9702.2 669702	
120 d	120	03/07→12/11					
116 d	85	11/08→12/11		03/09→ 05/11		03.0137-9265.2 669265 03.0137-9701.2 669701 03.0137-9702.2 669702	
116 i	89	08/07→11/11		09/07→ 12/08		03.0137-9265.2 669265	
116 i	90	03/07→11/11				03.0137-9701.2 669701 03.0137-9702.2 669702	
116 i	90	11/08→12/11		01/09→ 05/11		03.0137-9265.2 669265 03.0137-9701.2 669701 03.0137-9702.2 669702	
118 d	100	09/06→12/11		04/07→ 05/11		03.0137-9265.2 669265	
118 d	105	09/06→12/11				03.0137-9701.2 669701	
118 i	105	09/06→12/11				03.0137-9702.2 669702	
120 i	120	03/07→12/11					
120 i	125	03/07→09/12					
120 d	130	03/07→12/11		→ 05/11		03.0137-9265.2 669265	
120 d	145	03/07→12/11				03.0137-9701.2 669701 03.0137-9702.2 669702	
120 i	115	03/07→12/11		→ 03/07		03.0137-9265.2 669265 03.0137-9701.2 669701 03.0137-9702.2 669702	
123 d	150	03/07→12/11		10/07→ 05/11		03.0137-9062.2 669062 03.0137-9700.2 669700 03.0137-9702.2 669702	
130 i	190	09/06→12/11		→ 05/11		03.0137-9062.2 669062	
130 i	195	09/06→12/11				03.0137-9700.2 669700 03.0137-9702.2 669702	
↓							











	kw			 	! #		
BMW - 1 (E81) 09/06→09/12							
 Seilzug, Feststellbremse							
116 d 116 i 118 i 120 d	66 85 100 120	01/11→12/11 09/07→12/11 09/06→12/11 03/07→12/11	➡	⬇	2	24.3727-0234.2 580234	L= 1.435
116 d	85	11/08→12/11	➡	⬇; 03/09→ 05/11	2	24.3727-0234.2 580234	L= 1.435
116 i 116 i	89 90	08/07→11/11 03/07→11/11	➡	⬇; 09/07→ 12/08	2	24.3727-0234.2 580234	L= 1.435
116 i	90	11/08→12/11	➡	⬇; 01/09→ 05/11	2	24.3727-0234.2 580234	L= 1.435
118 d 118 d 118 i 120 i 120 i	100 105 105 120 125	09/06→12/11 09/06→12/11 09/06→12/11 03/07→12/11 03/07→09/12	➡	⬇; 04/07→ 05/11	2	24.3727-0234.2 580234	L= 1.435
120 d 120 d 130 i 130 i	130 145 190 195	03/07→12/11 03/07→12/11 09/06→12/11 09/06→12/11	➡	⬇; → 05/11	2	24.3727-0234.2 580234	L= 1.435
120 i	115	03/07→12/11	➡	⬇; → 03/07	2	24.3727-0234.2 580234	L= 1.435
123 d	150	03/07→12/11	➡	⬇; 10/07→ 05/11	2	24.3727-0234.2 580234	L= 1.435
BMW - 1 (E87) 02/03→01/13							
 Bremsbackensatz, Feststellbremse							
116 d 116 i 120 d	85 90 130	03/09→06/11 01/09→06/11 03/07→06/11		→ 05/11		03.0137-0379.2 650379	Ø 161 x 20
116 i	85	06/04→06/11		09/04→ 08/07		03.0137-0379.2 650379	Ø 161 x 20
116 i	89	03/07→06/11		09/07→ 12/08		03.0137-0379.2 650379	Ø 161 x 20
116 i	90	09/07→06/11		→ 12/08		03.0137-0379.2 650379	Ø 161 x 20
118 d 118 i 120 d 120 i	90 95 110 110	06/04→02/07 07/04→02/07 06/04→02/07 06/04→02/07		09/04→		03.0137-0379.2 650379	Ø 161 x 20
118 d 118 d 118 i 120 i 120 i	100 105 105 120 125	03/07→06/11 03/07→06/11 09/06→06/11 03/07→06/11 03/07→06/11		04/07→ 05/11		03.0137-0379.2 650379	Ø 161 x 20
118 i 120 i	100 115	10/06→06/11 03/07→06/11		→ 03/07		03.0137-0379.2 650379	Ø 161 x 20
120 d	120	06/04→06/11		09/04→ 02/07		03.0137-0379.2 650379	Ø 161 x 20
123 d	150	03/07→09/12		10/07→ 05/11		03.0137-0305.2 650305	Ø 185 x 20
130 i	190	03/07→06/11		→ 05/11		03.0137-0305.2 650305	Ø 185 x 20
130 i	195	09/05→02/07				03.0137-0305.2 650305	Ø 185 x 20
Zubehörsatz, Feststellbremsbacken							
116 d 116 i 120 d	85 90 130	03/09→06/11 01/09→06/11 03/07→06/11		→ 05/11		03.0137-9265.2 669265 03.0137-9701.2 669701 03.0137-9702.2 669702	
116 i	85	06/04→06/11		09/04→ 08/07		03.0137-9265.2 669265 03.0137-9701.2 669701 03.0137-9702.2 669702	
116 i	89	03/07→06/11		09/07→ 12/08		03.0137-9265.2 669265 03.0137-9701.2 669701 03.0137-9702.2 669702	
116 i	90	09/07→06/11		→ 12/08		03.0137-9265.2 669265 03.0137-9701.2 669701 03.0137-9702.2 669702	
118 d 118 i 120 d 120 i	90 95 110 110	06/04→02/07 07/04→02/07 06/04→02/07 06/04→02/07		09/04→		03.0137-9265.2 669265 03.0137-9701.2 669701 03.0137-9702.2 669702	
118 d 118 d 118 i 120 i 120 i	100 105 105 120 125	03/07→06/11 03/07→06/11 09/06→06/11 03/07→06/11 03/07→06/11		04/07→ 05/11		03.0137-9265.2 669265 03.0137-9701.2 669701 03.0137-9702.2 669702	
118 i 120 i	100 115	10/06→06/11 03/07→06/11		→ 03/07		03.0137-9265.2 669265 03.0137-9701.2 669701 03.0137-9702.2 669702	
120 d ↓	120	06/04→06/11		09/04→ 02/07		03.0137-9265.2 669265	











	kW			 	! #		
BMW - 1 (E87) 02/03→01/13							
Zubehörsatz, Feststellbremsbacken							
120 d	120	06/04→06/11		09/04→ 02/07		03.0137-9701.2 669701 03.0137-9702.2 669702	
123 d	150	03/07→09/12		10/07→ 05/11		03.0137-9062.2 669062 03.0137-9700.2 669700 03.0137-9702.2 669702	
130 i	190	03/07→06/11		→ 05/11		03.0137-9062.2 669062 03.0137-9700.2 669700 03.0137-9702.2 669702	
130 i	195	09/05→02/07				03.0137-9062.2 669062 03.0137-9700.2 669700 03.0137-9702.2 669702	
 Seilzug, Feststellbremse							
116 d 116 i 120 d 130 i	85 90 130 190	03/09→06/11 01/09→06/11 03/07→06/11 03/07→06/11	➡	⬇; → 05/11	2	24.3727-0234.2 580234	L= 1.435
116 i	85	06/04→06/11	➡	⬇; 09/04→ 08/07	2	24.3727-0234.2 580234	L= 1.435
116 i	89	03/07→06/11	➡	⬇; 09/07→ 12/08	2	24.3727-0234.2 580234	L= 1.435
116 i	90	09/07→06/11	➡	⬇; → 12/08	2	24.3727-0234.2 580234	L= 1.435
118 d 118 i 120 d 120 i	90 95 110 110	06/04→02/07 07/04→02/07 06/04→02/07 06/04→02/07	➡	⬇; 09/04→	2	24.3727-0234.2 580234	L= 1.435
118 d 118 d 118 i 120 i 120 i	100 105 105 120 125	03/07→06/11 03/07→06/11 09/06→06/11 03/07→06/11 03/07→06/11	➡	⬇; 04/07→ 05/11	2	24.3727-0234.2 580234	L= 1.435
118 i 120 i	100 115	10/06→06/11 03/07→06/11	➡	⬇; → 03/07	2	24.3727-0234.2 580234	L= 1.435
120 d	120	06/04→06/11	➡	⬇; 09/04→ 02/07	2	24.3727-0234.2 580234	L= 1.435
123 d	150	03/07→09/12	➡	⬇; 10/07→ 05/11	2	24.3727-0234.2 580234	L= 1.435
130 i	195	09/05→02/07	➡	⬇	2	24.3727-0234.2 580234	L= 1.435
BMW - 1 (F20) 07/11→06/19							
 Bremsbackensatz, Feststellbremse							
114 d 114 d 116 d 116 d 116 d 116 i 116 i 118 d 118 d 118 d 118 d 118 d xDrive 118 d xDrive 118 i 118 i 118 i 120 d 120 d 120 d 120 d 120 d xDrive 120 d xDrive 120 d xDrive 120 i 120 i 125 d 125 d 125 d 125 i 125 i 125 i M 135 i M 135 i xDrive M 135 i xDrive M 140 i M 140 i xDrive	70 70 85 85 85 80 100 100 105 110 105 110 105 110 100 100 125 120 135 140 147 135 140 147 130 135 155 160 165 160 165 175 240 235 240 250 250	07/15→06/19 11/12→06/15 03/15→06/19 03/12→02/15 07/11→02/15 03/15→06/19 07/11→02/15 07/11→02/15 03/15→06/19 07/13→02/15 03/15→06/19 07/15→06/19 03/15→06/15 07/11→02/15 07/11→06/19 07/11→02/15 03/15→06/19 07/11→02/15 11/12→02/15 03/15→06/19 11/12→02/15 03/15→06/16 07/16→06/19 03/12→06/19 03/12→02/15 03/15→06/19 03/12→11/17 07/16→06/19 03/12→11/17 03/15→06/16 11/12→02/15 03/15→06/16 07/16→06/19 07/16→06/19				03.0137-0379.2 650379	Ø 161 x 20
114 i M 135 i ↓	75 235	07/12→02/15 07/12→02/15		09/12→		03.0137-0379.2 650379	Ø 161 x 20













	kW			 	! #			
BMW - 1 (F20) 07/11→06/19								
Zubehörsatz, Feststellbremsbacken								
114 d	70	07/15→06/19				03.0137-9265.2	669265	
114 d	70	11/12→06/15						
116 d	85	03/15→06/19				03.0137-9701.2	669701	
116 d	85	03/12→02/15				03.0137-9702.2	669702	
116 d	85	07/11→02/15						
116 i	80	03/15→06/19						
116 i	100	07/11→02/15						
118 d	100	07/11→02/15						
118 d	105	07/11→02/15						
118 d	110	03/15→06/19						
118 d xDrive	105	07/13→02/15						
118 d xDrive	110	03/15→06/19						
118 i	100	07/15→06/19						
118 i	100	03/15→06/15						
118 i	125	07/11→02/15						
120 d	120	07/11→06/19						
120 d	135	07/11→02/15						
120 d	140	03/15→06/19						
120 d	147	07/11→02/15						
120 d xDrive	135	11/12→02/15						
120 d xDrive	140	03/15→06/19						
120 d xDrive	147	11/12→02/15						
120 i	130	03/15→06/16						
120 i	135	07/16→06/19						
125 d	155	03/12→06/19						
125 d	160	03/12→02/15						
125 d	165	03/15→06/19						
125 i	160	03/12→11/17						
125 i	165	07/16→06/19						
125 i	175	03/12→11/17						
M 135 i	240	03/15→06/16						
M 135 i xDrive	235	11/12→02/15						
M 135 i xDrive	240	03/15→06/16						
M 140 i	250	07/16→06/19						
M 140 i xDrive	250	07/16→06/19						
114 i	75	07/12→02/15		09/12→		03.0137-9265.2	669265	
M 135 i	235	07/12→02/15				03.0137-9701.2	669701	
						03.0137-9702.2	669702	
Seilzug, Feststellbremse								
114 d	70	07/15→06/19	➡	⚠; nicht für heiße Klimazonen; Scheibenbremse	2	24.3727-0248.2	580248	L= 1.463
114 d	70	11/12→06/15						
116 d	85	03/15→06/19						
116 d	85	03/12→02/15						
116 d	85	07/11→02/15						
116 i	80	03/15→06/19						
116 i	100	07/11→02/15						
118 d	100	07/11→02/15						
118 d	105	07/11→02/15						
118 d	110	03/15→06/19						
118 d xDrive	105	07/13→02/15						
118 d xDrive	110	03/15→06/19						
118 i	100	07/15→06/19						
118 i	100	03/15→06/15						
118 i	125	07/11→02/15						
120 d	120	07/11→06/19						
120 d	135	07/11→02/15						
120 d	140	03/15→06/19						
120 d	147	07/11→02/15						
120 d xDrive	135	11/12→02/15						
120 d xDrive	140	03/15→06/19						
120 d xDrive	147	11/12→02/15						
120 i	130	03/15→06/16						
120 i	135	07/16→06/19						
125 d	155	03/12→06/19						
125 d	160	03/12→02/15						
125 d	165	03/15→06/19						
125 i	160	03/12→11/17						
125 i	165	07/16→06/19						
125 i	175	03/12→11/17						
114 i	75	07/12→02/15	➡	⚠; 09/12→; Scheibenbremse	2	24.3727-0248.2	580248	L= 1.463
M 135 i	235	07/12→02/15	➡	⚠; 01/15→; Scheibenbremse	2	24.3727-0248.2	580248	L= 1.463
M 135 i xDrive	235	11/12→02/15						
M 135 i	240	03/15→06/16	➡	⚠; Scheibenbremse	2	24.3727-0248.2	580248	L= 1.463
M 135 i xDrive	240	03/15→06/16						
M 140 i	250	07/16→06/19						
M 140 i xDrive	250	07/16→06/19						










	kW			 	! #		
BMW - 1 (F21) 12/11→							
 Bremsbackensatz, Feststellbremse							
114 d	70	06/15→				03.0137-0379.2 650379	Ø 161 x 20
116 d	85	03/15→					
116 d	85	12/11→					
116 d	85	01/12→					
116 i	80	03/15→					
116 i	100	12/11→					
118 d	100	12/11→					
118 d	105	12/11→					
118 d	110	03/15→					
118 d xDrive	105	05/13→					
118 d xDrive	110	03/15→					
118 i	100	03/15→					
118 i	125	07/12→					
120 d	120	07/12→					
120 d	135	07/12→					
120 d	140	03/15→					
120 d	147	01/12→					
120 d xDrive	140	03/15→					
120 i	130	03/15→					
120 i	135	10/15→					
125 d	165	03/15→					
125 i	165	10/15→					
125 i	175	03/13→					
M 135 i	240	03/15→					
M 135 i xDrive	240	03/15→					
M 140 i	250	10/15→					
M 140 i xDrive	250	09/15→					
114 d	70	07/12→		10/12→		03.0137-0379.2 650379	Ø 161 x 20
114 i	75	12/11→		09/12→		03.0137-0379.2 650379	Ø 161 x 20
M 135 i	235	12/11→					
120 d xDrive	135	02/12→		07/12→		03.0137-0379.2 650379	Ø 161 x 20
120 d xDrive	147	01/12→					
M 135 i xDrive	235	02/12→					
125 d	155	12/11→		03/12→		03.0137-0379.2 650379	Ø 161 x 20
125 d	160	12/11→					
125 i	160	12/11→					
Zubehörsatz, Feststellbremsbacken							
114 d	70	06/15→				03.0137-9265.2 669265	
116 d	85	03/15→				03.0137-9701.2 669701	
116 d	85	12/11→				03.0137-9702.2 669702	
116 d	85	01/12→					
116 i	80	03/15→					
116 i	100	12/11→					
118 d	100	12/11→					
118 d	105	12/11→					
118 d	110	03/15→					
118 d xDrive	105	05/13→					
118 d xDrive	110	03/15→					
118 i	100	03/15→					
118 i	125	07/12→					
120 d	120	07/12→					
120 d	135	07/12→					
120 d	140	03/15→					
120 d	147	01/12→					
120 d xDrive	140	03/15→					
120 i	130	03/15→					
120 i	135	10/15→					
125 d	165	03/15→					
125 i	165	10/15→					
125 i	175	03/13→					
M 135 i	240	03/15→					
M 135 i xDrive	240	03/15→					
M 140 i	250	10/15→					
M 140 i xDrive	250	09/15→					
114 d	70	07/12→		10/12→		03.0137-9265.2 669265 03.0137-9701.2 669701 03.0137-9702.2 669702	
114 i	75	12/11→		09/12→		03.0137-9265.2 669265 03.0137-9701.2 669701 03.0137-9702.2 669702	
M 135 i	235	12/11→					
120 d xDrive	135	02/12→		07/12→		03.0137-9265.2 669265 03.0137-9701.2 669701 03.0137-9702.2 669702	
120 d xDrive	147	01/12→					
M 135 i xDrive	235	02/12→					
125 d	155	12/11→		03/12→		03.0137-9265.2 669265 03.0137-9701.2 669701 03.0137-9702.2 669702	
125 d	160	12/11→					
125 i	160	12/11→					
↓							










	kW			 	! #		
BMW - 1 (F21) 12/11→							
 Seilzug, Feststellbremse							
114 d	70	06/15→	➔	⚠; nicht für heiße Klimazonen; Scheibenbremse	2	24.3727-0248.2 580248	L= 1.463
116 d	85	03/15→					
116 d	85	12/11→					
116 d	85	01/12→					
116 i	80	03/15→					
116 i	100	12/11→					
118 d	100	12/11→					
118 d	105	12/11→					
118 d	110	03/15→					
118 d xDrive	105	05/13→					
118 d xDrive	110	03/15→					
118 i	100	03/15→					
118 i	125	07/12→					
120 d	120	07/12→					
120 d	135	07/12→					
120 d	140	03/15→					
120 d	147	01/12→					
120 d xDrive	140	03/15→					
120 i	130	03/15→					
120 i	135	10/15→					
125 d	165	03/15→					
125 i	165	10/15→					
125 i	175	03/13→					
114 d	70	07/12→	➔	⚠; 10/12→; nicht für heiße Klimazonen; Scheibenbremse	2	24.3727-0248.2 580248	L= 1.463
114 i	75	12/11→	➔	⚠; 09/12→; Scheibenbremse	2	24.3727-0248.2 580248	L= 1.463
120 d xDrive	135	02/12→	➔	⚠; 07/12→; nicht für heiße Klimazonen; Scheibenbremse	2	24.3727-0248.2 580248	L= 1.463
120 d xDrive	147	01/12→					
125 d	155	12/11→	➔	⚠; 03/12→; nicht für heiße Klimazonen; Scheibenbremse	2	24.3727-0248.2 580248	L= 1.463
125 d	160	12/11→					
125 i	160	12/11→					
M 135 i	235	12/11→	➔	⚠; 01/15→; Scheibenbremse	2	24.3727-0248.2 580248	L= 1.463
M 135 i xDrive	235	02/12→					
M 135 i	240	03/15→	➔	⚠; Scheibenbremse	2	24.3727-0248.2 580248	L= 1.463
M 135 i xDrive	240	03/15→					
M 140 i	250	10/15→					
M 140 i xDrive	250	09/15→					
BMW - 1 Cabriolet (E88) 12/07→12/13							
 Bremsbackensatz, Feststellbremse							
118 d	100	09/08→12/13	➔	→ 10/13		03.0137-0379.2 650379	Ø 161 x 20
118 d	105	09/08→12/13					
118 i	100	09/08→12/13					
118 i	105	03/08→12/13					
120 d	120	03/08→12/13					
120 d	130	03/08→12/13					
120 d	145	03/08→12/13					
120 i	115	03/08→12/13					
120 i	120	03/08→12/13					
125 i	160	03/08→12/13					
120 i	125	12/07→10/13	➔			03.0137-0379.2 650379	Ø 161 x 20
128 i	172	12/07→10/13					
123 d	150	09/08→12/13	➔	→ 10/13		03.0137-0305.2 650305	Ø 185 x 20
135 i	240	03/08→12/13					
135 i	225	03/08→10/13	➔			03.0137-0305.2 650305	Ø 185 x 20
Zubehörsatz, Feststellbremsbacken							
118 d	100	09/08→12/13		→ 10/13		03.0137-9701.2 669701	
118 d	105	09/08→12/13				03.0137-9702.2 669702	
118 i	100	09/08→12/13					
118 i	105	03/08→12/13	➔	→ 10/13		03.0137-9265.2 669265	
120 d	120	03/08→12/13					
120 d	130	03/08→12/13					
120 d	145	03/08→12/13					
120 i	115	03/08→12/13					
120 i	120	03/08→12/13					
125 i	160	03/08→12/13					
120 i	125	12/07→10/13				03.0137-9701.2 669701	
128 i	172	12/07→10/13				03.0137-9702.2 669702	
			➔			03.0137-9265.2 669265	
123 d	150	09/08→12/13		→ 10/13		03.0137-9700.2 669700	
135 i	240	03/08→12/13				03.0137-9702.2 669702	
			➔	→ 10/13		03.0137-9062.2 669062	
135 i	225	03/08→10/13				03.0137-9700.2 669700	
						03.0137-9702.2 669702	
			➔			03.0137-9062.2 669062	








	kW			 	! #		
BMW - 1 Cabriolet (E88) 12/07→12/13							
 Seilzug, Feststellbremse							
118 d	100	09/08→12/13	➡	⬇️; → 10/13; Scheibenbremse	2	24.3727-0234.2 580234	L= 1.435
118 d	105	09/08→12/13					
118 i	100	09/08→12/13					
118 i	105	03/08→12/13					
120 d	120	03/08→12/13					
120 d	130	03/08→12/13					
120 d	145	03/08→12/13					
120 i	115	03/08→12/13					
120 i	120	03/08→12/13					
123 d	150	09/08→12/13					
125 i	160	03/08→12/13					
135 i	240	03/08→12/13					
120 i	125	12/07→10/13	➡	⬇️; Scheibenbremse	2	24.3727-0234.2 580234	L= 1.435
128 i	172	12/07→10/13					
135 i	225	03/08→10/13					
BMW - 1 Coupe (E82) 10/06→10/13							
 Bremsbackensatz, Feststellbremse							
118 d	100	09/09→10/13	➡			03.0137-0379.2 650379	Ø 161 x 20
118 d	105	09/09→10/13					
120 d	120	09/07→10/13					
120 d	130	09/07→10/13					
120 i	115	09/09→10/13					
120 d	145	09/07→10/13	➡	10/07→		03.0137-0379.2 650379	Ø 161 x 20
120 i	125	10/07→10/13	➡	09/09→		03.0137-0379.2 650379	Ø 161 x 20
123 d	150	10/07→10/13	➡			03.0137-0305.2 650305	Ø 185 x 20
135 i	225	10/07→10/13					
135 i	240	10/07→10/13					
125 i	160	10/07→10/13	➡	03/08→		03.0137-0379.2 650379	Ø 161 x 20
M	250	03/11→06/12	➡	05/11→		03.0137-0305.2 650305	Ø 185 x 20
Zubehörsatz, Feststellbremsbacken							
118 d	100	09/09→10/13				03.0137-9701.2 669701	
118 d	105	09/09→10/13				03.0137-9702.2 669702	
120 d	120	09/07→10/13					
120 d	130	09/07→10/13	➡			03.0137-9265.2 669265	
120 i	115	09/09→10/13					
120 d	145	09/07→10/13		10/07→		03.0137-9701.2 669701	
			➡	10/07→		03.0137-9702.2 669702	
			➡	10/07→		03.0137-9265.2 669265	
120 i	125	10/07→10/13		09/09→		03.0137-9701.2 669701	
			➡	09/09→		03.0137-9702.2 669702	
			➡	09/09→		03.0137-9265.2 669265	
123 d	150	10/07→10/13				03.0137-9700.2 669700	
135 i	225	10/07→10/13	➡			03.0137-9062.2 669062	
135 i	240	10/07→10/13					
125 i	160	10/07→10/13		03/08→		03.0137-9701.2 669701	
			➡	03/08→		03.0137-9702.2 669702	
			➡	03/08→		03.0137-9265.2 669265	
M	250	03/11→06/12		05/11→		03.0137-9700.2 669700	
			➡	05/11→		03.0137-9062.2 669062	
Seilzug, Feststellbremse							
118 d	100	09/09→10/13	➡	⬇️; Scheibenbremse	2	24.3727-0234.2 580234	L= 1.435
118 d	105	09/09→10/13					
120 d	120	09/07→10/13					
120 d	130	09/07→10/13					
120 i	115	09/09→10/13					
123 d	150	10/07→10/13					
135 i	225	10/07→10/13					
135 i	240	10/07→10/13					
120 d	145	09/07→10/13	➡	⬇️; 10/07→; Scheibenbremse	2	24.3727-0234.2 580234	L= 1.435
120 i	125	10/07→10/13	➡	⬇️; 09/09→; Scheibenbremse	2	24.3727-0234.2 580234	L= 1.435
125 i	160	10/07→10/13	➡	⬇️; 03/08→; Scheibenbremse	2	24.3727-0234.2 580234	L= 1.435
M	250	03/11→06/12	➡	⬇️; 05/11→; Scheibenbremse	2	24.3727-0234.2 580234	L= 1.435
BMW - 2 Cabriolet (F23) 03/14→							
 Bremsbackensatz, Feststellbremse							
218 d	100	07/15→				03.0137-0379.2 650379	Ø 161 x 20
218 d	110	07/15→					
↓							










	kW			 	! #		
BMW - 2 Cabriolet (F23) 03/14→							
 Bremsbackensatz, Feststellbremse							
218 i	100	03/15→				03.0137-0379.2 650379	Ø 161 x 20
220 i	135	09/15→					
225 d	165	07/15→					
228 i	180	11/14→					
230 i	185	09/15→					
M 235 i	240	11/14→					
M 235 i xDrive	240	07/15→					
M 240 i	250	09/15→					
M 240 i xDrive	250	09/15→					
220 d	120	03/14→		11/14→		03.0137-0379.2 650379	Ø 161 x 20
220 d	140	03/14→					
220 i	135	04/14→07/16					
Zubehörsatz, Feststellbremsbacken							
218 d	100	07/15→				03.0137-9265.2 669265	
218 d	110	07/15→				03.0137-9701.2 669701	
218 i	100	03/15→				03.0137-9702.2 669702	
220 i	135	09/15→					
225 d	165	07/15→					
228 i	180	11/14→					
230 i	185	09/15→					
M 235 i	240	11/14→					
M 235 i xDrive	240	07/15→					
M 240 i	250	09/15→					
M 240 i xDrive	250	09/15→					
220 d	120	03/14→		11/14→		03.0137-9265.2 669265	
220 d	140	03/14→				03.0137-9701.2 669701	
220 i	135	04/14→07/16				03.0137-9702.2 669702	
 Seilzug, Feststellbremse							
218 d	100	07/15→	➡	⚠; nicht für heiße Klimazonen	2	24.3727-0248.2 580248	L= 1.463
218 d	110	07/15→					
218 i	100	03/15→					
220 d	120	03/14→	➡	⚠; 11/14→; für Fahrzeuge ohne Anhängervorrichtung	2	24.3727-0248.2 580248	L= 1.463
220 d	140	03/14→					
225 d	165	07/15→	➡	⚠; für Fahrzeuge ohne Anhängervorrichtung	2	24.3727-0248.2 580248	L= 1.463
BMW - 2 Coupe (F22, F87) 10/12→							
 Bremsbackensatz, Feststellbremse							
218 d	100	07/15→				03.0137-0379.2 650379	Ø 161 x 20
218 d	105	01/14→					
218 d	110	07/15→					
218 i	100	03/15→					
220 d	120	11/14→					
220 d xDrive	120	03/15→					
220 i	135	10/13→					
220 i	135	09/15→					
225 d	160	01/14→					
225 d	165	07/15→					
228 i	180	07/14→					
230 i	185	09/15→					
M 235 i	240	10/13→					
M 235 i xDrive	240	07/14→					
M 240 i	250	09/15→					
M 240 i xDrive	250	09/15→					
220 d	135	10/12→11/14		10/13→		03.0137-0379.2 650379	Ø 161 x 20
220 d	147	10/12→11/14					
220 d	140	03/14→		11/14→		03.0137-0379.2 650379	Ø 161 x 20
220 d xDrive	140	06/14→		03/15→		03.0137-0379.2 650379	Ø 161 x 20
M2	272	11/15→06/18				03.0137-0305.2 650305	Ø 185 x 20
M2 Competition	302	06/18→					
Zubehörsatz, Feststellbremsbacken							
218 d	100	07/15→				03.0137-9265.2 669265	
218 d	105	01/14→				03.0137-9701.2 669701	
218 d	110	07/15→				03.0137-9702.2 669702	
218 i	100	03/15→					
220 d	120	11/14→					
220 d xDrive	120	03/15→					
220 i	135	10/13→					
220 i	135	09/15→					
225 d	160	01/14→					
225 d	165	07/15→					
228 i	180	07/14→					
230 i	185	09/15→					
M 235 i	240	10/13→					
M 235 i xDrive	240	07/14→					
↓							









	kw			 	! #		
BMW - 2 Coupe (F22, F87) 10/12→							
Zubehörsatz, Feststellbremsbacken							
M 240 i M 240 i xDrive	250 250	09/15→ 09/15→				03.0137-9265.2 669265 03.0137-9701.2 669701 03.0137-9702.2 669702	
220 d 220 d	135 147	10/12→11/14 10/12→11/14		10/13→		03.0137-9265.2 669265 03.0137-9701.2 669701 03.0137-9702.2 669702	
220 d	140	03/14→		11/14→		03.0137-9265.2 669265 03.0137-9701.2 669701 03.0137-9702.2 669702	
220 d xDrive	140	06/14→		03/15→		03.0137-9265.2 669265 03.0137-9701.2 669701 03.0137-9702.2 669702	
M2 M2 Competition	272 302	11/15→06/18 06/18→				03.0137-9062.2 669062 03.0137-9700.2 669700 03.0137-9702.2 669702	
 Seilzug, Feststellbremse							
218 d 218 d 218 d 218 i M 240 i M 240 i xDrive	100 105 110 100 250 250	07/15→ 01/14→ 07/15→ 03/15→ 09/15→ 09/15→	➔	⬇; nicht für heiße Klimazonen; Scheibenbremse	2	24.3727-0248.2 580248	L= 1.463
220 d 220 d xDrive 225 d 225 d	120 120 160 165	11/14→ 03/15→ 01/14→ 07/15→	➔	⬇; - AHK; Scheibenbremse	2	24.3727-0248.2 580248	L= 1.463
220 d 220 d	135 147	10/12→11/14 10/12→11/14	➔	⬇; 10/13→; - AHK; Scheibenbremse	2	24.3727-0248.2 580248	L= 1.463
220 d	140	03/14→	➔	⬇; 11/14→; - AHK; Scheibenbremse	2	24.3727-0248.2 580248	L= 1.463
220 d xDrive	140	06/14→	➔	⬇; 03/15→; - AHK; Scheibenbremse	2	24.3727-0248.2 580248	L= 1.463
BMW - 3 (E36) 09/90→11/98							
 Radbremszylinder							
316 i 318 i 318 tds	75 85 66	09/93→05/98 09/93→11/98 01/95→02/98	➔			24.3223-1601.3 020293	Ø 23,81 GG
Zubehörsatz, Bremsbacken							
316 i 318 i 318 tds	75 85 66	09/93→05/98 09/93→11/98 01/95→02/98	➔			03.0137-9147.2 669147	
 Bremstrommel							
316 i 318 i 318 tds	75 85 66	09/93→05/98 09/93→11/98 01/95→02/98	➔			24.0222-8013.1 480030	Ø 229,0 x 47 / 229,5
 Bremsbackensatz							
316 i 318 i 318 tds	75 85 66	09/93→05/98 09/93→11/98 01/95→02/98	➔			03.0137-0247.2 650247 03.0420-1223.3 681223 03.0520-1223.3 691223	Ø 229 x 42 + HEB TRW Ø 229 x 42 Ø 23,81 + RZ / + Zub Kit Ø 229 x 42 Ø 23,81 + RZ / + Zub TopKit
 Bremsbackensatz, Feststellbremse							
316 i 318 i 318 is 318 tds 320 i 323 i 325 td 325 tds 328 i M3 3.2	75 85 103 66 110 125 85 105 142 236	09/93→05/98 09/93→11/98 01/96→05/98 01/95→02/98 01/91→02/98 05/95→11/98 09/91→02/98 05/93→02/98 01/95→04/98 10/95→01/98				03.0137-0248.2 650248 03.0137-0150.2 650150	Ø 161 x 25 Ø 180 x 25
Zubehörsatz, Feststellbremsbacken							
316 i 318 i 318 is ↓	75 85 103	09/93→05/98 09/93→11/98 01/96→05/98				03.0137-9148.2 669148	











	kW			 	! #		
BMW - 3 (E36) 09/90→11/98							
Zubehörsatz, Feststellbremsbacken							
318 tds	66	01/95→02/98				03.0137-9148.2	669148
320 i	110	01/91→02/98					
323 i	125	05/95→11/98					
325 td	85	09/91→02/98					
325 tds	105	05/93→02/98					
328 i	142	01/95→04/98					
M3 3.2	236	10/95→01/98					
 Seilzug, Feststellbremse							
316 i	75	09/93→05/98	➡	⬇; + ABS; Scheibenbremse	2	24.3727-0214.2	580214 L= 1.631
318 i	85	09/93→11/98	➡	⬇; + ABS; Scheibenbremse	2	24.3727-0214.2	580214 L= 1.631
318 tds	66	01/95→02/98	➡	⬇; Trommelbremse	2	24.3727-0218.2	580218 L= 1.764
318 is	103	01/96→05/98	➡	⬇; Scheibenbremse	2	24.3727-0214.2	580214 L= 1.631
320 i	110	01/91→02/98					
323 i	125	05/95→11/98					
325 td	85	09/91→02/98					
325 tds	105	05/93→02/98					
328 i	142	01/95→04/98					
M3 3.2	236	10/95→01/98					
BMW - 3 (E46) 12/97→05/05							
 Bremsbackensatz, Feststellbremse							
316 i	77	04/00→02/05				03.0137-0379.2	650379 Ø 161 x 20
316 i	85	06/02→02/05					
316 i	85	02/02→02/05					
316 i	77	12/98→02/02					
318 d	85	09/01→03/03					
318 d	85	03/03→02/05					
318 i	87	12/97→09/01					
318 i	100	09/01→02/05					
318 i	105	09/01→02/05					
320 d	95	02/98→08/01					
320 d	100	04/98→09/01					
320 d	110	09/01→05/05					
320 i	110	03/98→09/00					
320 i	120	09/00→02/05					
320 i	125	09/00→02/05					
323 i	120	03/98→09/00					
323 i	125	03/98→09/00					
325 i	141	09/00→02/05					
328 i	142	02/98→06/00					
325 xi	141	09/00→02/05				03.0137-0305.2	650305 Ø 185 x 20
330 d	135	10/99→02/05					
330 d	150	03/03→02/05					
330 i	170	06/00→02/05					
330 xi	170	06/00→02/05					
330 xd	135	01/00→02/03		06/00→		03.0137-0305.2	650305 Ø 185 x 20
330 xd	150	09/02→12/04		03/03→		03.0137-0305.2	650305 Ø 185 x 20
Zubehörsatz, Feststellbremsbacken							
316 i	77	04/00→02/05				03.0137-9265.2	669265
316 i	85	06/02→02/05				03.0137-9701.2	669701
316 i	85	02/02→02/05				03.0137-9702.2	669702
316 i	77	12/98→02/02					
318 d	85	09/01→03/03					
318 d	85	03/03→02/05					
318 i	87	12/97→09/01					
318 i	100	09/01→02/05					
318 i	105	09/01→02/05					
320 d	95	02/98→08/01					
320 d	100	04/98→09/01					
320 d	110	09/01→05/05					
320 i	110	03/98→09/00					
320 i	120	09/00→02/05					
320 i	125	09/00→02/05					
323 i	120	03/98→09/00					
323 i	125	03/98→09/00					
325 i	141	09/00→02/05					
328 i	142	02/98→06/00					
325 xi	141	09/00→02/05				03.0137-9062.2	669062
330 d	135	10/99→02/05				03.0137-9700.2	669700
330 d	150	03/03→02/05				03.0137-9702.2	669702
330 i	170	06/00→02/05					
330 xi	170	06/00→02/05					
330 xd	135	01/00→02/03		06/00→		03.0137-9062.2	669062
						03.0137-9700.2	669700
						03.0137-9702.2	669702
330 xd	150	09/02→12/04		03/03→		03.0137-9062.2	669062
						03.0137-9700.2	669700










	kW			 	! #		
BMW - 3 (E46) 12/97→05/05							
Zubehörsatz, Feststellbremsbacken							
330 xd	150	09/02→12/04		03/03→		03.0137-9702.2 669702	
 Seilzug, Feststellbremse							
316 i	77	04/00→02/05	➔	<input type="checkbox"/>		24.3727-0223.2 580223	L= 1.708
316 i	85	06/02→02/05					
316 i	85	02/02→02/05	➔	<input type="checkbox"/> ; Scheibenbremse		24.3727-0224.2 580224	L= 1.693
316 i	77	12/98→02/02					
318 d	85	09/01→03/03					
318 d	85	03/03→02/05					
318 i	87	12/97→09/01					
318 i	100	09/01→02/05					
318 i	105	09/01→02/05					
320 d	95	02/98→08/01					
320 d	100	04/98→09/01					
320 d	110	09/01→05/05					
320 i	110	03/98→09/00					
320 i	120	09/00→02/05					
320 i	125	09/00→02/05					
323 i	120	03/98→09/00					
323 i	125	03/98→09/00					
325 i	141	09/00→02/05					
325 xi	141	09/00→02/05					
328 i	142	02/98→06/00					
330 d	135	10/99→02/05					
330 d	150	03/03→02/05					
330 i	170	06/00→02/05					
330 xi	170	06/00→02/05					
330 xd	135	01/00→02/03	➔	<input type="checkbox"/> ; 06/00→		24.3727-0223.2 580223	L= 1.708
			➔	<input type="checkbox"/> ; 06/00→; Scheibenbremse		24.3727-0224.2 580224	L= 1.693
330 xd	150	09/02→12/04	➔	<input type="checkbox"/> ; 03/03→		24.3727-0223.2 580223	L= 1.708
			➔	<input type="checkbox"/> ; 03/03→; Scheibenbremse		24.3727-0224.2 580224	L= 1.693
BMW - 3 (E90) 02/04→02/12							
 Bremsbackensatz, Feststellbremse							
316 d	85	07/09→12/11	➔			03.0137-0379.2 650379	Ø 161 x 20
316 i	90	09/07→10/11					
318 d	105	02/07→10/11					
318 i	95	09/05→08/07					
318 i	100	09/07→10/11					
318 i	105	09/07→10/11					
320 d	120	12/04→10/11					
320 i	110	12/04→08/07					
320 i	120	03/07→12/11					
320 i	125	09/07→10/11					
316 i	85	09/05→10/11	➔	→ 08/07		03.0137-0379.2 650379	Ø 161 x 20
320 i	115	02/07→12/11					
318 d	90	03/05→08/07	➔	09/05→		03.0137-0379.2 650379	Ø 161 x 20
318 d	100	02/07→03/10	➔	09/07→		03.0137-0379.2 650379	Ø 161 x 20
320 d	110	12/04→09/07	➔	für Behördenfahrzeuge		03.0137-0305.2 650305	Ø 185 x 20
320 d	130	09/07→02/10					
320 d	135	03/10→10/11	➔	nicht für Behördenfahrzeuge		03.0137-0379.2 650379	Ø 161 x 20
320 d xDrive	120	09/08→10/11	➔			03.0137-0305.2 650305	Ø 185 x 20
320 d xDrive	130	09/08→02/10					
320 d xDrive	135	03/10→10/11					
320 si	127	09/05→08/06					
325 d	145	09/06→02/10					
325 d	150	03/10→10/11					
325 i xDrive	160	09/08→10/11					
325 xi	160	03/05→10/11					
325 xi	160	03/07→08/08					
330 d	155	09/05→12/11					
330 d	170	09/05→09/08					
330 d	180	09/08→10/11					
330 d xDrive	180	09/08→10/11					
330 i	190	12/04→10/11					
330 i	200	03/07→10/11					
330 i	200	09/07→10/11					
330 i xDrive	200	09/08→10/11					
330 xd	170	09/05→08/08					
330 xi	190	09/05→08/07					
330 xi	200	09/07→08/08					
335 d	210	09/06→12/11					
335 i	225	09/06→12/11					
335 i xDrive	225	09/08→10/11					
335 i xDrive	240	05/08→10/11					
335 xi	225	03/07→08/08					
335 xi	240	09/06→06/08					
M3	309	12/07→10/11					










	kW			 	! #			
BMW - 3 (E90) 02/04→02/12								
Bremsbackensatz, Feststellbremse								
M3 CRT	331	03/11→12/11	➔			03.0137-0305.2 650305	Ø 185 x 20	
323 i	140	03/07→12/11	➔	für erhöhte Nutzlast		03.0137-0305.2 650305	Ø 185 x 20	
325 i	155	01/06→12/11	➔	nicht für erhöhte Nutzlast		03.0137-0379.2 650379	Ø 161 x 20	
325 i	160	12/04→12/11						
325 i	160	03/07→12/11						
335 i	240	03/06→12/11	➔	09/06→		03.0137-0305.2 650305	Ø 185 x 20	
Zubehörsatz, Feststellbremsbacken								
316 d	85	07/09→12/11	➔			03.0137-9701.2 669701		
316 i	90	09/07→10/11				03.0137-9702.2 669702		
318 i	95	09/05→08/07						
318 i	100	09/07→10/11				03.0137-9265.2 669265		
318 i	105	09/07→10/11						
320 d	120	12/04→10/11						
320 i	110	12/04→08/07						
320 i	125	09/07→10/11						
316 i	85	09/05→10/11			→ 08/07		03.0137-9701.2 669701	
320 i	115	02/07→12/11		➔	→ 08/07		03.0137-9265.2 669265	
318 d	90	03/05→08/07	➔	09/05→		03.0137-9701.2 669701		
				09/05→		03.0137-9702.2 669702		
318 d	100	02/07→03/10	➔	09/07→		03.0137-9701.2 669701		
				09/07→		03.0137-9702.2 669702		
318 d	105	02/07→10/11	➔	09/07→		03.0137-9701.2 669701		
320 i	120	03/07→12/11		09/07→		03.0137-9702.2 669702		
						03.0137-9265.2 669265		
320 d	110	12/04→09/07	➔	09/05→; für Behördenfahrzeuge		03.0137-9700.2 669700		
				09/05→; nicht für Behördenfahrzeuge		03.0137-9701.2 669701		
				09/05→		03.0137-9702.2 669702		
				für Behördenfahrzeuge		03.0137-9062.2 669062		
				nicht für Behördenfahrzeuge		03.0137-9265.2 669265		
320 d	130	09/07→02/10	➔	für Behördenfahrzeuge		03.0137-9700.2 669700		
320 d	135	03/10→10/11		nicht für Behördenfahrzeuge		03.0137-9701.2 669701		
						03.0137-9702.2 669702		
				für Behördenfahrzeuge		03.0137-9062.2 669062		
				nicht für Behördenfahrzeuge		03.0137-9265.2 669265		
320 d xDrive	120	09/08→10/11	➔			03.0137-9700.2 669700		
320 d xDrive	130	09/08→02/10				03.0137-9702.2 669702		
320 d xDrive	135	03/10→10/11						
325 d	145	09/06→02/10				03.0137-9062.2 669062		
325 d	150	03/10→10/11						
325 i xDrive	160	09/08→10/11						
325 xi	160	03/05→10/11						
325 xi	160	03/07→08/08						
330 d	155	09/05→12/11						
330 d	170	09/05→09/08						
330 d	180	09/08→10/11						
330 d xDrive	180	09/08→10/11						
330 i	190	12/04→10/11						
330 i	200	03/07→10/11						
330 i	200	09/07→10/11						
330 i xDrive	200	09/08→10/11						
330 xd	170	09/05→08/08						
330 xi	190	09/05→08/07						
330 xi	200	09/07→08/08						
335 d	210	09/06→12/11						
335 i	225	09/06→12/11						
335 i xDrive	225	09/08→10/11						
335 i xDrive	240	05/08→10/11						
335 xi	225	03/07→08/08						
M3	309	12/07→10/11						
M3 CRT	331	03/11→12/11						
320 si	127	09/05→08/06	➔			03.0137-9062.2 669062		
			➔	06/06→		03.0137-9700.2 669700		
323 i	140	03/07→12/11		für erhöhte Nutzlast		03.0137-9700.2 669700		
325 i	155	01/06→12/11		nicht für erhöhte Nutzlast		03.0137-9701.2 669701		
325 i	160	12/04→12/11						
↓								














	kW			 	! #		
BMW - 3 (E90) 02/04→02/12							
Zubehörsatz, Feststellbremsbacken							
325 i	160	03/07→12/11				03.0137-9702.2 669702	
			➔	für erhöhte Nutzlast		03.0137-9062.2 669062	
			➔	nicht für erhöhte Nutzlast		03.0137-9265.2 669265	
335 i	240	03/06→12/11		09/06→		03.0137-9700.2 669700	
						03.0137-9702.2 669702	
			➔	09/06→		03.0137-9062.2 669062	
335 xi	240	09/06→06/08		03/07→		03.0137-9700.2 669700	
						03.0137-9702.2 669702	
			➔	03/07→		03.0137-9062.2 669062	
 Seilzug, Feststellbremse							
316 d	85	07/09→12/11	➔	↓; Scheibenbremse	2	24.3727-0233.2 580233	L= 1.535
316 i	90	09/07→10/11					
318 i	95	09/05→08/07					
318 i	100	09/07→10/11					
318 i	105	09/07→10/11					
320 d	110	12/04→09/07					
320 d	120	12/04→10/11					
320 d	130	09/07→02/10					
320 d	135	03/10→10/11					
320 d xDrive	120	09/08→10/11					
320 d xDrive	130	09/08→02/10					
320 d xDrive	135	03/10→10/11					
320 i	110	12/04→08/07					
320 i	120	03/07→12/11					
320 i	125	09/07→10/11					
320 si	127	09/05→08/06					
323 i	140	03/07→12/11					
325 d	145	09/06→02/10					
325 d	150	03/10→10/11					
325 i	155	01/06→12/11					
325 i	160	12/04→12/11					
325 i	160	03/07→12/11					
325 i xDrive	160	09/08→10/11					
325 xi	160	03/05→10/11					
325 xi	160	03/07→08/08					
330 d	155	09/05→12/11					
330 d	170	09/05→09/08					
330 d	180	09/08→10/11					
330 d xDrive	180	09/08→10/11					
330 i	190	12/04→10/11					
330 i	200	03/07→10/11					
330 i	200	09/07→10/11					
330 i xDrive	200	09/08→10/11					
330 xd	170	09/05→08/08					
330 xi	190	09/05→08/07					
330 xi	200	09/07→08/08					
335 d	210	09/06→12/11					
335 i	225	09/06→12/11					
335 i xDrive	225	09/08→10/11					
335 i xDrive	240	05/08→10/11					
335 xi	225	03/07→08/08					
M3	309	12/07→10/11					
M3 CRT	331	03/11→12/11					
316 i	85	09/05→10/11	➔	↓; → 08/07; Scheibenbremse	2	24.3727-0233.2 580233	L= 1.535
320 i	115	02/07→12/11					
318 d	90	03/05→08/07	➔	↓; 09/05→; Scheibenbremse	2	24.3727-0233.2 580233	L= 1.535
318 d	100	02/07→03/10	➔	↓; 09/07→; Scheibenbremse	2	24.3727-0233.2 580233	L= 1.535
318 d	105	02/07→10/11					
335 i	240	03/06→12/11	➔	↓; 09/06→; Scheibenbremse	2	24.3727-0233.2 580233	L= 1.535
335 xi	240	09/06→06/08	➔	↓; 03/07→; Scheibenbremse	2	24.3727-0233.2 580233	L= 1.535
BMW - 3 (F30, F80) 03/11→10/18							
 Bremsbackensatz, Feststellbremse							
316 d	85	03/12→10/18				03.0137-0379.2 650379	Ø 161 x 20
318 d	100	03/12→10/18					
318 d	105	03/12→06/15					
318 d	110	07/15→10/18					
318 i	100	07/15→10/18					
320 d	140	07/15→10/18					
320 i	125	11/12→06/16					
320 i	135	03/12→10/18					
320 i	135	07/15→10/18					
325 d	165	03/16→02/18					
316 i	100	07/12→08/16		11/12→		03.0137-0379.2 650379	Ø 161 x 20
↓							












	kw			 	! #		
BMW - 3 (F30, F80) 03/11→10/18							
 Bremsbackensatz, Feststellbremse							
318 d xDrive	105	07/13→06/15				03.0137-0305.2 650305	Ø 185 x 20
318 d xDrive	110	07/15→02/18					
320 d xDrive	120	08/12→10/18					
320 d xDrive	135	08/12→06/15					
320 d xDrive	140	07/15→10/18					
320 d xDrive	147	08/12→06/15					
320 i xDrive	135	07/12→10/18					
320 i xDrive	135	07/15→10/18					
328 i xDrive	180	07/12→08/16					
330 d	190	07/12→10/18					
330 d xDrive	190	03/13→10/18					
330 i	185	07/15→10/18					
330 i xDrive	185	07/15→10/18					
335 d xDrive	230	07/13→10/18					
335 i	250	07/13→07/15					
335 i xDrive	225	07/12→07/15					
335 i xDrive	240	07/12→06/13					
335 i xDrive	250	07/13→07/15					
340 i	240	07/15→10/18					
340 i	265	07/15→10/18					
340 i xDrive	240	07/15→10/18					
340 i xDrive	265	07/15→10/18					
ActiveHybrid	225	07/12→06/15					
ActiveHybrid	250	07/12→06/15					
M3	317	03/14→10/18					
M3 Competition	331	03/16→10/18					
M3 CS	338	01/18→10/18					
320 d	120	11/11→10/18		02/12→		03.0137-0379.2 650379	Ø 161 x 20
320 d	135	11/11→03/16					
320 d	147	11/11→03/16					
325 d	155	03/13→02/16		04/13→		03.0137-0379.2 650379	Ø 161 x 20
325 d	160	03/13→02/16					
328 i	180	04/11→10/18		02/12→; Motorcode: N20		03.0137-0305.2 650305	Ø 185 x 20
				02/12→; Motorcode: N26		03.0137-0379.2 650379	Ø 161 x 20
330 d	210	07/12→10/18		09/15→		03.0137-0305.2 650305	Ø 185 x 20
330 d xDrive	210	03/13→10/18					
330 e	135	11/15→10/18		01/16→		03.0137-0305.2 650305	Ø 185 x 20
330 e	185	11/15→10/18					
335 i	225	11/11→07/15		02/12→		03.0137-0305.2 650305	Ø 185 x 20
335 i	240	11/11→06/13					
Zubehörsatz, Feststellbremsbacken							
316 d	85	03/12→10/18				03.0137-9265.2 669265	
318 d	100	03/12→10/18				03.0137-9701.2 669701	
318 d	105	03/12→06/15				03.0137-9702.2 669702	
318 d	110	07/15→10/18					
318 i	100	07/15→10/18					
320 d	140	07/15→10/18					
320 i	125	11/12→06/16					
320 i	135	03/12→10/18					
320 i	135	07/15→10/18					
325 d	165	03/16→02/18					
316 i	100	07/12→08/16		11/12→		03.0137-9265.2 669265	
						03.0137-9701.2 669701	
						03.0137-9702.2 669702	
318 d xDrive	105	07/13→06/15				03.0137-9062.2 669062	
318 d xDrive	110	07/15→02/18				03.0137-9700.2 669700	
320 d xDrive	120	08/12→10/18				03.0137-9702.2 669702	
320 d xDrive	135	08/12→06/15					
320 d xDrive	140	07/15→10/18					
320 d xDrive	147	08/12→06/15					
320 i xDrive	135	07/12→10/18					
320 i xDrive	135	07/15→10/18					
328 i xDrive	180	07/12→08/16					
330 d	190	07/12→10/18					
330 d xDrive	190	03/13→10/18					
330 i	185	07/15→10/18					
330 i xDrive	185	07/15→10/18					
335 d xDrive	230	07/13→10/18					
335 i	250	07/13→07/15					
335 i xDrive	225	07/12→07/15					
335 i xDrive	240	07/12→06/13					
335 i xDrive	250	07/13→07/15					
340 i	240	07/15→10/18					
340 i	265	07/15→10/18					
340 i xDrive	240	07/15→10/18					
340 i xDrive	265	07/15→10/18					
ActiveHybrid	225	07/12→06/15					
ActiveHybrid	250	07/12→06/15					
M3	317	03/14→10/18					
M3 Competition	331	03/16→10/18					










	kW			 	! #		
BMW - 3 (F30, F80) 03/11→10/18							
Zubehörsatz, Feststellbremsbacken							
M3 CS	338	01/18→10/18				03.0137-9062.2 669062 03.0137-9700.2 669700 03.0137-9702.2 669702	
320 d	120	11/11→10/18		02/12→		03.0137-9265.2 669265	
320 d	135	11/11→03/16				03.0137-9701.2 669701	
320 d	147	11/11→03/16				03.0137-9702.2 669702	
325 d	155	03/13→02/16		04/13→		03.0137-9265.2 669265	
325 d	160	03/13→02/16				03.0137-9701.2 669701 03.0137-9702.2 669702	
328 i	180	04/11→10/18		02/12→; Motorcode: N20		03.0137-9062.2 669062 03.0137-9700.2 669700 03.0137-9702.2 669702	
				02/12→; Motorcode: N26		03.0137-9062.2 669062 03.0137-9701.2 669701 03.0137-9702.2 669702	
330 d	210	07/12→10/18		09/15→		03.0137-9062.2 669062	
330 d xDrive	210	03/13→10/18				03.0137-9700.2 669700 03.0137-9702.2 669702	
330 e	135	11/15→10/18		01/16→		03.0137-9062.2 669062	
330 e	185	11/15→10/18				03.0137-9700.2 669700 03.0137-9702.2 669702	
335 i	225	11/11→07/15		02/12→		03.0137-9062.2 669062	
335 i	240	11/11→06/13				03.0137-9700.2 669700 03.0137-9702.2 669702	
BMW - 3 Cabriolet (E36) 03/93→11/99							
 Bremsbackensatz, Feststellbremse							
318 i	85	03/94→11/99				03.0137-0248.2 650248	Ø 161 x 25
320 i	110	12/93→11/99					
323 i	125	05/95→11/99					
328 i	142	01/95→11/99					
M3 3.2	236	03/96→09/99				03.0137-0150.2 650150	Ø 180 x 25
Zubehörsatz, Feststellbremsbacken							
318 i	85	03/94→11/99				03.0137-9148.2 669148	
320 i	110	12/93→11/99					
323 i	125	05/95→11/99					
328 i	142	01/95→11/99					
M3 3.2	236	03/96→09/99				03.0137-9062.2 669062	
 Seilzug, Feststellbremse							
318 i	85	03/94→11/99	➡	↓; Scheibenbremse	2	24.3727-0214.2 580214	L= 1.631
320 i	110	12/93→11/99					
323 i	125	05/95→11/99					
328 i	142	01/95→11/99					
M3 3.2	236	03/96→09/99					
BMW - 3 Cabriolet (E46) 04/00→12/07							
 Bremsbackensatz, Feststellbremse							
318 Ci	100	12/00→08/06		09/01→		03.0137-0379.2 650379	Ø 161 x 20
318 Ci	105	09/01→12/07		→ 09/06		03.0137-0379.2 650379	Ø 161 x 20
318 Ci	110	02/05→12/07					
320 Cd	110	02/05→12/07					
320 Ci	120	01/06→12/07					
320 Ci	125	09/00→12/07					
323 Ci	120	04/00→09/00				03.0137-0379.2 650379	Ø 161 x 20
323 Ci	125	04/00→09/00					
325 Ci	141	09/00→08/06					
330 Cd	150	08/05→12/07		→ 09/06		03.0137-0305.2 650305	Ø 185 x 20
330 Ci	170	06/00→08/06				03.0137-0305.2 650305	Ø 185 x 20
M3	252	03/01→08/06				03.0137-0419.2 650419	Ø 185 x 30
Zubehörsatz, Feststellbremsbacken							
318 Ci	100	12/00→08/06		09/01→		03.0137-9265.2 669265 03.0137-9701.2 669701 03.0137-9702.2 669702	
318 Ci	105	09/01→12/07		→ 09/06		03.0137-9265.2 669265	
318 Ci	110	02/05→12/07					
↓							










	kw			 	! #		
BMW - 3 Cabriolet (E46) 04/00→12/07							
Zubehörsatz, Feststellbremsbacken							
320 Cd	110	02/05→12/07		→ 09/06		03.0137-9701.2 669701	
320 Ci	120	01/06→12/07				03.0137-9702.2 669702	
320 Ci	125	09/00→12/07					
323 Ci	120	04/00→09/00				03.0137-9265.2 669265	
323 Ci	125	04/00→09/00				03.0137-9701.2 669701	
325 Ci	141	09/00→08/06				03.0137-9702.2 669702	
330 Cd	150	08/05→12/07		→ 09/06		03.0137-9062.2 669062	
						03.0137-9700.2 669700	
						03.0137-9702.2 669702	
330 Ci	170	06/00→08/06				03.0137-9062.2 669062	
						03.0137-9700.2 669700	
						03.0137-9702.2 669702	
M3	252	03/01→08/06				03.0137-9288.2 669288	
 Seilzug, Feststellbremse							
318 Ci	100	12/00→08/06	➡	☐; 09/01→		24.3727-0223.2 580223	L= 1.708
			➡	☐; 09/01→		24.3727-0224.2 580224	L= 1.693
318 Ci	105	09/01→12/07	➡	☐; → 09/06		24.3727-0223.2 580223	L= 1.708
318 Ci	110	02/05→12/07	➡				
320 Cd	110	02/05→12/07	➡	☐; → 09/06		24.3727-0224.2 580224	L= 1.693
320 Ci	120	01/06→12/07					
320 Ci	125	09/00→12/07					
330 Cd	150	08/05→12/07					
323 Ci	120	04/00→09/00	➡	☐		24.3727-0223.2 580223	L= 1.708
323 Ci	125	04/00→09/00	➡				
325 Ci	141	09/00→08/06	➡	☐		24.3727-0224.2 580224	L= 1.693
330 Ci	170	06/00→08/06					
M3	252	03/01→08/06					
BMW - 3 Cabriolet (E93) 05/06→12/13							
 Bremsbackensatz, Feststellbremse							
318 i	105	03/10→12/13		→ 11/13		03.0137-0379.2 650379	Ø 161 x 20
320 d	120	01/08→12/13	➡	→ 11/13		03.0137-0305.2 650305	Ø 185 x 20
325 i	160	03/07→12/13					
330 d	170	03/07→12/13					
330 d	180	01/09→12/13					
320 d	130	03/08→02/10	➡			03.0137-0305.2 650305	Ø 185 x 20
320 d	135	03/10→10/13					
320 d	147	03/10→10/13					
323 i	140	03/07→09/11					
325 i	160	12/06→02/10					
330 i	190	03/10→10/13					
330 i	200	03/07→02/10					
330 i	200	03/07→10/13					
M3	309	03/08→10/13					
320 d	145	09/07→02/10	➡	03/08→		03.0137-0305.2 650305	Ø 185 x 20
320 i	115	01/07→08/13		09/09→		03.0137-0379.2 650379	Ø 161 x 20
320 i	120	09/06→10/13	➡	03/07→ 08/09		03.0137-0305.2 650305	Ø 185 x 20
320 i	125	03/07→10/13		09/09→		03.0137-0379.2 650379	Ø 161 x 20
			➡	→ 08/09		03.0137-0305.2 650305	Ø 185 x 20
325 d	145	03/07→12/10	➡	09/07→		03.0137-0305.2 650305	Ø 185 x 20
325 d	155	03/07→12/10					
325 d	150	09/09→09/13	➡	03/10→		03.0137-0305.2 650305	Ø 185 x 20
325 i	155	10/06→12/13	➡	03/07→ 11/13		03.0137-0305.2 650305	Ø 185 x 20
335 i	225	12/06→10/13	➡	03/07→		03.0137-0305.2 650305	Ø 185 x 20
335 i	240	05/06→10/13					
Zubehörsatz, Feststellbremsbacken							
318 i	105	03/10→12/13		→ 11/13		03.0137-9265.2 669265	
						03.0137-9701.2 669701	
						03.0137-9702.2 669702	
320 d	120	01/08→12/13		→ 11/13		03.0137-9700.2 669700	
325 i	160	03/07→12/13				03.0137-9702.2 669702	
330 d	170	03/07→12/13					
330 d	180	01/09→12/13	➡	→ 11/13		03.0137-9062.2 669062	
320 d	130	03/08→02/10				03.0137-9700.2 669700	
320 d	135	03/10→10/13				03.0137-9702.2 669702	
320 d	147	03/10→10/13					
323 i	140	03/07→09/11	➡			03.0137-9062.2 669062	
325 i	160	12/06→02/10					
330 i	190	03/10→10/13					










	kW			 	! #		
BMW - 3 Cabriolet (E93) 05/06→12/13							
Zubehörsatz, Feststellbremsbacken							
330 i 330 i M3	200 200 309	03/07→02/10 03/07→10/13 03/08→10/13	→			03.0137-9700.2 669700 03.0137-9702.2 669702	
			→			03.0137-9062.2 669062	
320 d	145	09/07→02/10		03/08→		03.0137-9700.2 669700 03.0137-9702.2 669702	
			→	03/08→		03.0137-9062.2 669062	
320 i 320 i	115 120	01/07→08/13 09/06→10/13		09/09→		03.0137-9265.2 669265 03.0137-9701.2 669701 03.0137-9702.2 669702	
				03/07→ 08/09		03.0137-9700.2 669700 03.0137-9702.2 669702	
			→	03/07→ 08/09		03.0137-9062.2 669062	
320 i	125	03/07→10/13		09/09→		03.0137-9265.2 669265 03.0137-9701.2 669701 03.0137-9702.2 669702	
				→ 08/09		03.0137-9700.2 669700 03.0137-9702.2 669702	
			→	→ 08/09		03.0137-9062.2 669062	
325 d 325 d	145 155	03/07→12/10 03/07→12/10		09/07→		03.0137-9700.2 669700 03.0137-9702.2 669702	
			→	09/07→		03.0137-9062.2 669062	
325 d	150	09/09→09/13		03/10→		03.0137-9700.2 669700 03.0137-9702.2 669702	
			→	03/10→		03.0137-9062.2 669062	
325 i	155	10/06→12/13		03/07→ 11/13		03.0137-9700.2 669700 03.0137-9702.2 669702	
			→	03/07→ 11/13		03.0137-9062.2 669062	
335 i 335 i	225 240	12/06→10/13 05/06→10/13		03/07→		03.0137-9700.2 669700 03.0137-9702.2 669702	
			→	03/07→		03.0137-9062.2 669062	
 Seilzug, Feststellbremse							
318 i 320 d 325 i 330 d 330 d	105 120 160 170 180	03/10→12/13 01/08→12/13 03/07→12/13 03/07→12/13 01/09→12/13	→	↓; → 11/13; Scheibenbremse	2	24.3727-0233.2 580233	L= 1.535
320 d 320 d 320 d 320 i 323 i 325 i 330 i 330 i 330 i 330 i M3	130 135 147 125 140 160 190 200 200 309	03/08→02/10 03/10→10/13 03/10→10/13 03/07→10/13 03/07→09/11 12/06→02/10 03/10→10/13 03/07→02/10 03/07→10/13 03/08→10/13	→	↓; Scheibenbremse	2	24.3727-0233.2 580233	L= 1.535
320 d	145	09/07→02/10	→	↓; 03/08→; Scheibenbremse	2	24.3727-0233.2 580233	L= 1.535
320 i 320 i 335 i 335 i	115 120 225 240	01/07→08/13 09/06→10/13 12/06→10/13 05/06→10/13	→	↓; 03/07→; Scheibenbremse	2	24.3727-0233.2 580233	L= 1.535
325 d 325 d	145 155	03/07→12/10 03/07→12/10	→	↓; 09/07→; Scheibenbremse	2	24.3727-0233.2 580233	L= 1.535
325 d	150	09/09→09/13	→	↓; 03/10→; Scheibenbremse	2	24.3727-0233.2 580233	L= 1.535
325 i	155	10/06→12/13	→	↓; 03/07→ 11/13; Scheibenbremse	2	24.3727-0233.2 580233	L= 1.535
BMW - 3 Compact (E36) 01/94→08/00							
 Radbremszylinder							
316 g 316 i 318 tds	75 75 66	02/96→08/00 01/94→08/00 06/95→08/00	→			24.3222-1616.3 020322	Ø 22,2 GG
Zubehörsatz, Bremsbacken							
316 g 316 i 318 tds ↓	75 75 66	02/96→08/00 01/94→08/00 06/95→08/00	→			03.0137-9147.2 669147	











	kW				! #		
BMW - 3 Compact (E36) 01/94→08/00							
 Bremstrommel							
316 g 316 i 318 tds	75 75 66	02/96→08/00 01/94→08/00 06/95→08/00	→			24.0222-8013.1 480030	Ø 229,0 x 47 / 229,5
 Bremsbackensatz							
316 g 316 i 318 tds	75 75 66	02/96→08/00 01/94→08/00 06/95→08/00	→			03.0137-0247.2 650247 03.0420-5322.3 685322 03.0520-5322.3 695322	Ø 229 x 42 + HEB Ø 229 x 42 Ø 22,2 + RZ / + Zub Kit Ø 229 x 42 Ø 22,2 + RZ / + Zub TopKit
 Bremsbackensatz, Feststellbremse							
316 g 316 i 316 i 318 tds 318 ti 323 ti 323 ti	75 75 77 66 103 120 125	02/96→08/00 01/94→08/00 01/99→08/00 06/95→08/00 01/96→08/99 01/99→08/00 09/97→08/00				03.0137-0248.2 650248	Ø 161 x 25
Zubehörsatz, Feststellbremsbacken							
316 g 316 i 316 i 318 tds 318 ti 323 ti 323 ti	75 75 77 66 103 120 125	02/96→08/00 01/94→08/00 01/99→08/00 06/95→08/00 01/96→08/99 01/99→08/00 09/97→08/00				03.0137-9148.2 669148	
 Seilzug, Feststellbremse							
316 g 316 i 316 i 318 tds 318 ti 323 ti 323 ti	75 75 77 66 103 120 125	02/96→08/00 01/94→08/00 01/99→08/00 06/95→08/00 01/96→08/99 01/99→08/00 09/97→08/00	→	↓; Trommelbremse	2	24.3727-0222.2 580222	L= 1.740
			→	↓; Scheibenbremse	2	24.3727-0227.2 580227	L= 1.683
BMW - 3 Compact (E46) 03/01→02/05							
 Bremsbackensatz, Feststellbremse							
316 ti 316 ti 318 td 320 td 325 ti 318 ti 318 ti	85 85 85 110 141 100 105	06/02→02/05 06/01→02/05 03/03→02/05 09/01→02/05 04/01→12/04 03/01→12/04 03/01→12/04				03.0137-0379.2 650379 03.0137-0379.2 650379	Ø 161 x 20 Ø 161 x 20
Zubehörsatz, Feststellbremsbacken							
316 ti 316 ti 318 td 320 td 325 ti 318 ti 318 ti	85 85 85 110 141 100 105	06/02→02/05 06/01→02/05 03/03→02/05 09/01→02/05 04/01→12/04 03/01→12/04 03/01→12/04				03.0137-9265.2 669265 03.0137-9701.2 669701 03.0137-9702.2 669702 03.0137-9265.2 669265 03.0137-9701.2 669701 03.0137-9702.2 669702	
 Seilzug, Feststellbremse							
316 ti 316 ti 318 td 320 td 325 ti 318 ti 318 ti	85 85 85 110 141 100 105	06/02→02/05 06/01→02/05 03/03→02/05 09/01→02/05 04/01→12/04 03/01→12/04 03/01→12/04	→	<input type="checkbox"/>		24.3727-0223.2 580223 24.3727-0224.2 580224	L= 1.708 L= 1.693
			→	<input type="checkbox"/>		24.3727-0223.2 580223 24.3727-0224.2 580224	L= 1.708 L= 1.693
			→	<input type="checkbox"/> ; 09/01→		24.3727-0223.2 580223 24.3727-0224.2 580224	L= 1.708 L= 1.693
			→	<input type="checkbox"/> ; 09/01→		24.3727-0223.2 580223 24.3727-0224.2 580224	L= 1.708 L= 1.693
BMW - 3 Coupe (E36) 10/91→05/99							
 Radbremszylinder							
316 i	75	09/93→11/98	→			24.3223-1601.3 020293	Ø 23,81 GG
Zubehörsatz, Bremsbacken							
316 i ↓	75	09/93→11/98	→			03.0137-9147.2 669147	











	kw				! #		
BMW - 3 Coupe (E36) 10/91→05/99							
 Bremstrommel							
316 i	75	09/93→11/98	➔			24.0222-8013.1 480030	Ø 229,0 x 47 / 229,5
 Bremsbackensatz							
316 i	75	09/93→11/98	➔			03.0137-0247.2 650247 03.0420-1223.3 681223 03.0520-1223.3 691223	Ø 229 x 42 + HEB TRW Ø 229 x 42 Ø 23,81 + RZ / + Zub Kit Ø 229 x 42 Ø 23,81 + RZ / + Zub TopKit
 Bremsbackensatz, Feststellbremse							
316 i	75	09/93→11/98				03.0137-0248.2 650248	Ø 161 x 25
318 is	103	09/95→04/99					
320 i	110	12/91→11/98					
323 i	125	05/95→04/99					
328 i	142	01/95→04/99					
M3 3.2	236	10/95→11/98				03.0137-0150.2 650150	Ø 180 x 25
Zubehörsatz, Feststellbremsbacken							
316 i	75	09/93→11/98				03.0137-9148.2 669148	
318 is	103	09/95→04/99					
320 i	110	12/91→11/98					
323 i	125	05/95→04/99					
328 i	142	01/95→04/99					
M3 3.2	236	10/95→11/98				03.0137-9062.2 669062	
 Seilzug, Feststellbremse							
316 i	75	09/93→11/98	➔	⬇;	2	24.3727-0214.2 580214	L= 1.631
			➔	⬇;	2	24.3727-0218.2 580218	L= 1.764
318 is	103	09/95→04/99	➔	⬇;	2	24.3727-0214.2 580214	L= 1.631
320 i	110	12/91→11/98					
323 i	125	05/95→04/99					
328 i	142	01/95→04/99					
M3 3.2	236	10/95→11/98					
BMW - 3 Coupe (E46) 12/98→07/06							
 Bremsbackensatz, Feststellbremse							
316 Ci	77	04/00→07/06				03.0137-0379.2 650379	Ø 161 x 20
316 Ci	85	06/02→07/06					
318 Ci	85	12/99→08/01					
318 Ci	87	12/99→08/01					
318 Ci	110	03/05→07/06					
320 Cd	110	11/03→07/06					
323 Ci	120	04/99→09/00					
323 Ci	125	04/99→09/00					
325 Ci	141	09/00→05/06					
328 Ci	142	12/98→05/00					
318 Ci	100	12/00→05/06		09/01→		03.0137-0379.2 650379	Ø 161 x 20
318 Ci	105	12/00→05/06					
320 Ci	110	02/99→08/01		08/99→ 09/00		03.0137-0379.2 650379	Ø 161 x 20
320 Ci	120	01/00→05/06		09/00→		03.0137-0379.2 650379	Ø 161 x 20
320 Ci	125	01/00→05/06					
330 Cd	150	03/03→07/06				03.0137-0305.2 650305	Ø 185 x 20
330 Ci	170	06/00→05/06					
330 xi	170	06/00→07/06					
M3	252	07/00→05/06				03.0137-0419.2 650419	Ø 185 x 30
M3	265	06/03→07/06					
Zubehörsatz, Feststellbremsbacken							
316 Ci	77	04/00→07/06				03.0137-9265.2 669265	
316 Ci	85	06/02→07/06				03.0137-9701.2 669701	
318 Ci	85	12/99→08/01				03.0137-9702.2 669702	
318 Ci	87	12/99→08/01					
318 Ci	110	03/05→07/06					
320 Cd	110	11/03→07/06					
323 Ci	120	04/99→09/00					
323 Ci	125	04/99→09/00					
325 Ci	141	09/00→05/06					
328 Ci	142	12/98→05/00					
318 Ci	100	12/00→05/06		09/01→		03.0137-9265.2 669265	
318 Ci	105	12/00→05/06				03.0137-9701.2 669701	
						03.0137-9702.2 669702	
↓							








	kW			 	! #		
BMW - 3 Coupe (E46) 12/98→07/06							
Zubehörsatz, Feststellbremsbacken							
320 Ci	110	02/99→08/01		08/99→ 09/00		03.0137-9265.2 669265 03.0137-9701.2 669701 03.0137-9702.2 669702	
320 Ci	120	01/00→05/06		09/00→		03.0137-9265.2 669265 03.0137-9701.2 669701 03.0137-9702.2 669702	
320 Ci	125	01/00→05/06					
330 Cd	150	03/03→07/06				03.0137-9062.2 669062	
330 Ci	170	06/00→05/06				03.0137-9700.2 669700	
330 xi	170	06/00→07/06				03.0137-9702.2 669702	
M3	252	07/00→05/06				03.0137-9288.2 669288	
M3	265	06/03→07/06					
 Seilzug, Feststellbremse							
316 Ci	77	04/00→07/06	➡	☐; Scheibenbremse		24.3727-0223.2 580223	L= 1.708
316 Ci	85	06/02→07/06	➡				
318 Ci	85	12/99→08/01	➡	☐; Scheibenbremse		24.3727-0224.2 580224	L= 1.693
318 Ci	87	12/99→08/01					
318 Ci	110	03/05→07/06					
320 Cd	110	11/03→07/06					
323 Ci	120	04/99→09/00					
323 Ci	125	04/99→09/00					
325 Ci	141	09/00→05/06					
328 Ci	142	12/98→05/00					
330 Cd	150	03/03→07/06					
330 Ci	170	06/00→05/06					
330 xi	170	06/00→07/06					
M3	252	07/00→05/06					
M3	265	06/03→07/06					
318 Ci	100	12/00→05/06	➡	☐; 09/01→; Scheibenbremse		24.3727-0223.2 580223	L= 1.708
318 Ci	105	12/00→05/06	➡	☐; 09/01→; Scheibenbremse		24.3727-0224.2 580224	L= 1.693
320 Ci	110	02/99→08/01	➡	☐; 08/99→ 09/00; Scheibenbremse		24.3727-0223.2 580223	L= 1.708
			➡	☐; 08/99→ 09/00; Scheibenbremse		24.3727-0224.2 580224	L= 1.693
320 Ci	120	01/00→05/06	➡	☐; 09/00→; Scheibenbremse		24.3727-0223.2 580223	L= 1.708
320 Ci	125	01/00→05/06	➡	☐; 09/00→; Scheibenbremse		24.3727-0224.2 580224	L= 1.693
BMW - 3 Coupe (E92) 01/05→12/13							
 Bremsbackensatz, Feststellbremse							
316 i	90	09/07→06/13	➡	→ 06/13		03.0137-0379.2 650379	Ø 161 x 20
318 i	105	03/10→12/13					
320 i	115	06/07→12/13					
320 i	125	03/07→12/13					
320 d	120	03/07→06/13	➡			03.0137-0379.2 650379	Ø 161 x 20
320 d	135	03/10→06/13					
320 d	147	03/10→06/13					
325 i	155	03/10→06/13					
325 i	160	09/07→06/13					
320 d	130	09/06→02/10	➡	03/07→		03.0137-0379.2 650379	Ø 161 x 20
320 d	145	09/06→02/10					
320 d xDrive	120	09/08→06/13	➡			03.0137-0305.2 650305	Ø 185 x 20
320 d xDrive	130	09/08→02/10					
320 d xDrive	135	03/10→06/13					
320 d xDrive	145	09/08→02/10					
320 d xDrive	147	03/10→06/13					
325 i xDrive	155	03/10→04/13					
325 xi	160	09/06→02/10					
325 xi	160	09/07→08/08					
330 d xDrive	180	02/10→06/13					
330 i	190	03/10→06/13					
330 i	200	09/06→02/10					
330 i	200	03/07→06/13					
330 i xDrive	200	03/10→06/13					
330 xd	180	03/08→02/10					
330 xi	200	09/06→08/07					
330 xi	200	03/07→02/10					
335 i xDrive	225	11/08→12/13					
335 i xDrive	240	11/08→06/13					
M3	309	06/07→06/13					
320 i	120	01/07→12/13	➡	03/07→ 06/13		03.0137-0379.2 650379	Ø 161 x 20
323 i	140	04/06→02/12	➡	09/06→		03.0137-0379.2 650379	Ø 161 x 20
325 i	160	06/06→02/10					
325 d	145	02/07→02/10	➡	03/07→		03.0137-0305.2 650305	Ø 185 x 20
325 d	155	02/07→02/10					
325 d	150	09/09→12/13	➡	→ 06/13		03.0137-0305.2 650305	Ø 185 x 20
325 i xDrive	160	09/08→12/13					
↓							








	kW			 	! #		
BMW - 3 Coupe (E92) 01/05→12/13							
 Bremsbackensatz, Feststellbremse							
330 d M GTS	180 331	01/09→12/13 03/07→12/13	➡	→ 06/13		03.0137-0305.2 650305	Ø 185 x 20
330 d 330 xd 335 d 335 i 335 i	170 170 210 225 240	03/06→08/08 03/06→08/08 03/06→03/13 06/06→06/13 06/06→06/13	➡	09/06→		03.0137-0305.2 650305	Ø 185 x 20
335 xi 335 xi	225 240	03/07→02/10 03/07→02/10	➡	09/07→		03.0137-0305.2 650305	Ø 185 x 20
Zubehörsatz, Feststellbremsbacken							
316 i 318 i 320 i 320 i	90 105 115 125	09/07→06/13 03/10→12/13 06/07→12/13 03/07→12/13		→ 06/13		03.0137-9265.2 669265 03.0137-9701.2 669701 03.0137-9702.2 669702	
320 d 320 d 320 d 325 i 325 i	120 135 147 155 160	03/07→06/13 03/10→06/13 03/10→06/13 03/10→06/13 09/07→06/13				03.0137-9265.2 669265 03.0137-9701.2 669701 03.0137-9702.2 669702	
320 d 320 d	130 145	09/06→02/10 09/06→02/10		03/07→		03.0137-9265.2 669265 03.0137-9701.2 669701 03.0137-9702.2 669702	
320 d xDrive 320 d xDrive 320 d xDrive 320 d xDrive 320 d xDrive 325 i xDrive 325 xi 325 xi 330 d xDrive 330 i 330 i 330 i 330 i xDrive 330 xd 330 xi 330 xi 335 i xDrive 335 i xDrive M3	120 130 135 145 147 155 160 160 180 190 200 200 200 180 200 200 200 225 240 309	09/08→06/13 09/08→02/10 03/10→06/13 09/08→02/10 03/10→06/13 03/10→04/13 09/06→02/10 09/07→08/08 02/10→06/13 03/10→06/13 09/06→02/10 03/07→06/13 03/10→06/13 03/08→02/10 09/06→08/07 03/07→02/10 11/08→12/13 11/08→06/13 06/07→06/13	➡			03.0137-9700.2 669700 03.0137-9702.2 669702 03.0137-9062.2 669062	
320 i	120	01/07→12/13		03/07→ 06/13		03.0137-9265.2 669265 03.0137-9701.2 669701 03.0137-9702.2 669702	
323 i 325 i	140 160	04/06→02/12 06/06→02/10		09/06→		03.0137-9265.2 669265 03.0137-9701.2 669701 03.0137-9702.2 669702	
325 d 325 d	145 155	02/07→02/10 02/07→02/10		03/07→		03.0137-9700.2 669700 03.0137-9702.2 669702	
			➡	03/07→		03.0137-9062.2 669062	
325 d 325 i xDrive 330 d M GTS	150 160 180 331	09/09→12/13 09/08→12/13 01/09→12/13 03/07→12/13	➡	→ 06/13		03.0137-9700.2 669700 03.0137-9702.2 669702	
330 d 330 xd 335 d 335 i 335 i	170 170 210 225 240	03/06→08/08 03/06→08/08 03/06→03/13 06/06→06/13 06/06→06/13	➡	09/06→		03.0137-9700.2 669700 03.0137-9702.2 669702	
335 xi 335 xi	225 240	03/07→02/10 03/07→02/10		09/07→		03.0137-9700.2 669700 03.0137-9702.2 669702	
			➡	09/07→		03.0137-9062.2 669062	
 Seilzug, Feststellbremse							
316 i 318 i 320 i 320 i 325 d 325 i xDrive 330 d M GTS	90 105 115 125 150 160 180 331	09/07→06/13 03/10→12/13 06/07→12/13 03/07→12/13 09/09→12/13 09/08→12/13 01/09→12/13 03/07→12/13	➡	⬇; → 06/13; Scheibenbremse	2	24.3727-0233.2 580233	L= 1.535
320 d 320 d 320 d ↓	120 135 147	03/07→06/13 03/10→06/13 03/10→06/13	➡	⬇; Scheibenbremse	2	24.3727-0233.2 580233	L= 1.535










	kW			 	! #		
BMW - 3 Coupe (E92) 01/05→12/13							
 Seilzug, Feststellbremse							
320 d xDrive	120	09/08→06/13	➔	⬇️; Scheibenbremse	2	24.3727-0233.2 580233	L= 1.535
320 d xDrive	130	09/08→02/10					
320 d xDrive	135	03/10→06/13					
320 d xDrive	145	09/08→02/10					
320 d xDrive	147	03/10→06/13					
325 i	155	03/10→06/13					
325 i	160	09/07→06/13					
325 i xDrive	155	03/10→04/13					
325 xi	160	09/06→02/10					
325 xi	160	09/07→08/08					
330 d xDrive	180	02/10→06/13					
330 i	190	03/10→06/13					
330 i	200	09/06→02/10					
330 i	200	03/07→06/13					
330 i xDrive	200	03/10→06/13					
330 xd	180	03/08→02/10					
330 xi	200	09/06→08/07					
330 xi	200	03/07→02/10					
335 i xDrive	225	11/08→12/13					
335 i xDrive	240	11/08→06/13					
M3	309	06/07→06/13					
320 d	130	09/06→02/10	➔	⬇️; 03/07→; Scheibenbremse	2	24.3727-0233.2 580233	L= 1.535
320 d	145	09/06→02/10					
325 d	145	02/07→02/10					
325 d	155	02/07→02/10					
320 i	120	01/07→12/13	➔	⬇️; 03/07→ 06/13; Scheibenbremse	2	24.3727-0233.2 580233	L= 1.535
323 i	140	04/06→02/12	➔	⬇️; 09/06→; Scheibenbremse	2	24.3727-0233.2 580233	L= 1.535
325 i	160	06/06→02/10					
330 d	170	03/06→08/08					
330 xd	170	03/06→08/08					
335 d	210	03/06→03/13					
335 i	225	06/06→06/13					
335 i	240	06/06→06/13					
335 xi	225	03/07→02/10	➔	⬇️; 09/07→; Scheibenbremse	2	24.3727-0233.2 580233	L= 1.535
335 xi	240	03/07→02/10					
BMW - 3 Gran Turismo (F34) 07/12→							
 Bremsbackensatz, Feststellbremse							
318 d	100	03/13→	➔			03.0137-0305.2 650305	Ø 185 x 20
318 d	105	03/13→					
318 d	110	07/15→					
320 d	120	03/13→					
320 d	135	03/13→07/15					
320 d	140	07/15→					
320 d	147	05/13→07/15					
320 d xDrive	120	03/13→					
320 d xDrive	135	03/13→07/15					
320 d xDrive	140	07/15→					
320 d xDrive	147	05/13→07/15					
320 i	135	03/13→06/16					
320 i	135	06/16→					
320 i xDrive	135	06/16→					
325 d	155	07/13→					
325 d	160	03/13→					
325 d	165	07/16→					
328 i xDrive	180	03/13→07/16					
330 i	185	10/15→					
330 i xDrive	185	10/15→					
335 i	225	03/13→					
335 i	240	03/13→03/14					
335 i	250	07/13→					
335 i xDrive	225	03/13→					
335 i xDrive	240	03/13→03/14					
335 i xDrive	250	03/14→					
340 i	240	10/15→					
340 i xDrive	240	10/15→					
320 i	120	07/12→06/16	➔	03/13→		03.0137-0305.2 650305	Ø 185 x 20
320 i xDrive	120	11/12→06/16					
320 i xDrive	135	11/12→06/16					
328 i	180	08/12→02/15					
330 d	190	01/14→	➔	03/14→		03.0137-0305.2 650305	Ø 185 x 20
330 d xDrive	190	01/14→					
335 d xDrive	230	01/14→					
330 d	210	01/14→	➔	09/15→		03.0137-0305.2 650305	Ø 185 x 20
330 d xDrive	210	01/14→					
340 i	265	09/15→	➔	10/15→		03.0137-0305.2 650305	Ø 185 x 20
340 i xDrive	265	09/15→					
Zubehörsatz, Feststellbremsbacken							
318 d	100	03/13→				03.0137-9700.2 669700	
318 d	105	03/13→					
↓							









	kW			 	! #		
BMW - 3 Gran Turismo (F34) 07/12→							
Zubehörsatz, Feststellbremsbacken							
318 d	110	07/15→				03.0137-9702.2	669702
320 d	120	03/13→	➔				
320 d	135	03/13→07/15				03.0137-9062.2	669062
320 d	140	07/15→					
320 d	147	05/13→07/15					
320 d xDrive	120	03/13→					
320 d xDrive	135	03/13→07/15					
320 d xDrive	140	07/15→					
320 d xDrive	147	05/13→07/15					
320 i	135	03/13→06/16					
320 i	135	06/16→					
320 i xDrive	135	06/16→					
328 i xDrive	180	03/13→07/16					
330 i	185	10/15→					
330 i xDrive	185	10/15→					
335 i	225	03/13→					
335 i	240	03/13→03/14					
335 i	250	07/13→					
335 i xDrive	225	03/13→					
335 i xDrive	240	03/13→03/14					
335 i xDrive	250	03/14→					
340 i	240	10/15→					
340 i xDrive	240	10/15→					
320 i	120	07/12→06/16		03/13→		03.0137-9700.2	669700
320 i xDrive	120	11/12→06/16				03.0137-9702.2	669702
320 i xDrive	135	11/12→06/16					
328 i	180	08/12→02/15	➔	03/13→		03.0137-9062.2	669062
325 d	155	07/13→	➔			03.0137-9062.2	669062
325 d	160	03/13→				03.0137-9700.2	669700
325 d	165	07/16→				03.0137-9702.2	669702
330 d	190	01/14→		03/14→		03.0137-9700.2	669700
330 d xDrive	190	01/14→				03.0137-9702.2	669702
335 d xDrive	230	01/14→	➔	03/14→		03.0137-9062.2	669062
330 d	210	01/14→		09/15→		03.0137-9700.2	669700
330 d xDrive	210	01/14→				03.0137-9702.2	669702
			➔	09/15→		03.0137-9062.2	669062
340 i	265	09/15→		10/15→		03.0137-9700.2	669700
340 i xDrive	265	09/15→				03.0137-9702.2	669702
			➔	10/15→		03.0137-9062.2	669062
 Seilzug, Feststellbremse							
318 d	100	03/13→	➔	⚠; - AHK; Scheibenbremse	2	24.3727-0249.2	580249 L= 1.693
318 d	105	03/13→					
320 d	120	03/13→					
320 d	135	03/13→07/15					
320 d	147	05/13→07/15					
320 d xDrive	120	03/13→					
320 d xDrive	135	03/13→07/15					
320 d xDrive	147	05/13→07/15					
BMW - 3 Touring (E36) 08/94→12/99							
 Bremsbackensatz, Feststellbremse							
316 i	75	03/97→05/99				03.0137-0248.2	650248 Ø 161 x 25
318 i	85	09/95→04/99					
318 tds	66	03/95→04/99					
320 i	110	01/95→04/99					
323 i	125	12/95→04/99					
325 tds	105	03/95→04/99					
328 i	142	02/95→04/99					
Zubehörsatz, Feststellbremsbacken							
316 i	75	03/97→05/99				03.0137-9148.2	669148
318 i	85	09/95→04/99					
318 tds	66	03/95→04/99					
320 i	110	01/95→04/99					
323 i	125	12/95→04/99					
325 tds	105	03/95→04/99					
328 i	142	02/95→04/99					
 Seilzug, Feststellbremse							
316 i	75	03/97→05/99	➔	⚠; Scheibenbremse	2	24.3727-0214.2	580214 L= 1.631
318 i	85	09/95→04/99					
318 tds	66	03/95→04/99					
320 i	110	01/95→04/99					
323 i	125	12/95→04/99					
325 tds	105	03/95→04/99					
328 i	142	02/95→04/99					










	kW			 	! #		
BMW - 3 Touring (E46) 06/99→07/05							
 Bremsbackensatz, Feststellbremse							
316 i	85	03/02→02/05				03.0137-0379.2 650379	Ø 161 x 20
318 d	85	10/02→03/03					
318 d	85	03/03→02/05					
318 i	85	10/99→09/01					
318 i	87	10/99→09/01					
318 i	105	09/01→02/05					
320 d	100	03/00→09/01					
320 d	110	09/01→02/05					
320 i	110	10/99→09/00					
320 i	120	09/00→02/05					
320 i	125	09/00→02/05					
325 i	141	09/00→02/05					
328 i	142	06/99→05/00					
325 xi	141	09/00→02/05				03.0137-0305.2 650305	Ø 185 x 20
330 d	135	10/99→02/05					
330 d	150	03/03→02/05					
330 i	170	06/00→02/05					
330 xi	170	06/00→02/05					
330 xd	135	01/00→03/03		06/00→		03.0137-0305.2 650305	Ø 185 x 20
330 xd	150	08/02→05/05		03/03→ 02/05		03.0137-0305.2 650305	Ø 185 x 20
Zubehörsatz, Feststellbremsbacken							
316 i	85	03/02→02/05				03.0137-9265.2 669265	
318 d	85	10/02→03/03				03.0137-9701.2 669701	
318 d	85	03/03→02/05				03.0137-9702.2 669702	
318 i	85	10/99→09/01					
318 i	87	10/99→09/01					
318 i	105	09/01→02/05					
320 d	100	03/00→09/01					
320 d	110	09/01→02/05					
320 i	110	10/99→09/00					
320 i	120	09/00→02/05					
320 i	125	09/00→02/05					
325 i	141	09/00→02/05					
328 i	142	06/99→05/00					
325 xi	141	09/00→02/05				03.0137-9062.2 669062	
330 d	135	10/99→02/05				03.0137-9700.2 669700	
330 d	150	03/03→02/05				03.0137-9702.2 669702	
330 i	170	06/00→02/05					
330 xi	170	06/00→02/05					
330 xd	135	01/00→03/03		06/00→		03.0137-9062.2 669062	
						03.0137-9700.2 669700	
						03.0137-9702.2 669702	
330 xd	150	08/02→05/05		03/03→ 02/05		03.0137-9062.2 669062	
						03.0137-9700.2 669700	
						03.0137-9702.2 669702	
 Seilzug, Feststellbremse							
316 i	85	03/02→02/05	➡	<input type="checkbox"/> ; Scheibenbremse		24.3727-0223.2 580223	L= 1.708
318 d	85	10/02→03/03	➡	<input type="checkbox"/>		24.3727-0224.2 580224	L= 1.693
318 d	85	03/03→02/05	➡				
318 i	85	10/99→09/01	➡				
318 i	87	10/99→09/01	➡				
318 i	105	09/01→02/05	➡				
320 d	100	03/00→09/01	➡				
320 d	110	09/01→02/05	➡				
320 i	110	10/99→09/00	➡				
320 i	120	09/00→02/05	➡				
320 i	125	09/00→02/05	➡				
325 i	141	09/00→02/05	➡				
325 xi	141	09/00→02/05	➡				
328 i	142	06/99→05/00	➡				
330 d	135	10/99→02/05	➡				
330 d	150	03/03→02/05	➡				
330 i	170	06/00→02/05	➡				
330 xi	170	06/00→02/05	➡				
330 xd	135	01/00→03/03	➡	<input type="checkbox"/> ; 06/00→; Scheibenbremse		24.3727-0223.2 580223	L= 1.708
			➡	<input type="checkbox"/> ; 06/00→		24.3727-0224.2 580224	L= 1.693
330 xd	150	08/02→05/05	➡	<input type="checkbox"/> ; 03/03→ 02/05; Scheibenbremse		24.3727-0223.2 580223	L= 1.708
			➡	<input type="checkbox"/> ; 03/03→ 02/05		24.3727-0224.2 580224	L= 1.693
BMW - 3 Touring (E91) 12/04→12/12							
 Bremsbackensatz, Feststellbremse							
316 d	85	09/09→06/12		für erhöhte Nutzlast; → 05/12		03.0137-0305.2 650305	Ø 185 x 20
↓							









	kW			 	! #		
BMW - 3 Touring (E91) 12/04→12/12							
Bremsbackensatz, Feststellbremse							
316 d	85	09/09→06/12		10/09→; nicht für erhöhte Nutzlast; → 05/12		03.0137-0379.2 650379	Ø 161 x 20
316 i	90	09/08→06/12		→ 09/09		03.0137-0305.2 650305	Ø 185 x 20
318 i	100	09/07→03/12		10/09→		03.0137-0379.2 650379	Ø 161 x 20
318 d	90	09/05→08/07				03.0137-0305.2 650305	Ø 185 x 20
318 i	95	01/06→08/07					
320 d	110	12/04→08/07					
320 d xDrive	130	09/08→02/10					
320 d xDrive	135	03/10→06/12					
320 d xDrive	145	02/08→02/10					
320 d xDrive	147	03/10→05/12					
323 i	140	09/06→07/08					
325 i	155	09/07→06/12					
325 xi	160	08/05→08/08					
325 xi	160	09/07→08/08					
330 d	155	06/05→05/12					
330 d xDrive	180	01/09→06/12					
330 i	190	08/05→08/07					
330 xi	190	09/05→08/07					
335 i	225	09/06→06/12					
335 i	240	09/06→06/12					
335 i xDrive	225	09/08→06/12					
335 i xDrive	240	09/08→06/12					
335 xi	225	03/07→08/08					
335 xi	240	03/07→08/08					
318 d	100	07/07→06/12		09/07→ 09/09		03.0137-0305.2 650305	Ø 185 x 20
				10/09→ 05/12		03.0137-0379.2 650379	Ø 161 x 20
318 d	105	09/07→06/12		→ 09/09		03.0137-0305.2 650305	Ø 185 x 20
320 i	110	09/05→06/12		10/09→ 05/12		03.0137-0379.2 650379	Ø 161 x 20
318 i	105	05/07→05/12		09/07→ 09/09		03.0137-0305.2 650305	Ø 185 x 20
				10/09→		03.0137-0379.2 650379	Ø 161 x 20
320 d	120	12/04→06/12				03.0137-0305.2 650305	Ø 185 x 20
				nicht für erhöhte Nutzlast; 10/09→		03.0137-0379.2 650379	Ø 161 x 20
320 d	130	02/07→12/10		09/07→; für erhöhte Nutzlast		03.0137-0305.2 650305	Ø 185 x 20
320 d	145	02/07→02/10		09/07→ 09/09; nicht für erhöhte Nutzlast		03.0137-0305.2 650305	Ø 185 x 20
				nicht für erhöhte Nutzlast; 10/09→		03.0137-0379.2 650379	Ø 161 x 20
320 d	135	03/10→05/12		für erhöhte Nutzlast		03.0137-0305.2 650305	Ø 185 x 20
320 d	147	03/10→05/12		nicht für erhöhte Nutzlast		03.0137-0379.2 650379	Ø 161 x 20
320 d xDrive	120	07/09→06/12		→ 05/12		03.0137-0305.2 650305	Ø 185 x 20
325 d	145	09/06→06/12					
325 d	150	02/10→06/12					
325 i	160	09/07→06/12					
325 i xDrive	160	09/08→06/12					
330 i	200	09/07→06/12					
330 i xDrive	200	09/07→06/12					
330 xd	170	09/05→06/12					
330 xi	200	09/07→06/12					
335 d	210	09/06→06/12					
320 i	120	02/07→05/12		10/09→; für Fahrzeuge mit Aktivlenkung		03.0137-0305.2 650305	Ø 185 x 20
320 i	125	02/07→12/12		09/07→ 09/09		03.0137-0305.2 650305	Ø 185 x 20
				10/09→; für Fahrzeuge ohne Aktivlenkung		03.0137-0379.2 650379	Ø 161 x 20
325 i	155	12/04→12/10		06/05→		03.0137-0305.2 650305	Ø 185 x 20
325 i	160	12/04→08/08					
330 d	170	12/04→08/08					
330 d	180	02/08→05/12		09/08→		03.0137-0305.2 650305	Ø 185 x 20
Zubehörsatz, Feststellbremsbacken							
316 d	85	09/09→06/12		10/09→; nicht für erhöhte Nutzlast; → 05/12		03.0137-9062.2 669062 03.0137-9701.2 669701 03.0137-9702.2 669702	
				für erhöhte Nutzlast; → 05/12		03.0137-9062.2 669062 03.0137-9700.2 669700 03.0137-9702.2 669702	
316 i	90	09/08→06/12		10/09→		03.0137-9062.2 669062 03.0137-9701.2 669701 03.0137-9702.2 669702	
318 i	100	09/07→03/12				03.0137-9062.2 669062 03.0137-9700.2 669700 03.0137-9702.2 669702	
				→ 09/09		03.0137-9062.2 669062 03.0137-9700.2 669700 03.0137-9702.2 669702	
318 d	90	09/05→08/07				03.0137-9062.2 669062	
↓							









	kW			 	! #		
BMW - 3 Touring (E91) 12/04→12/12							
Zubehörsatz, Feststellbremsbacken							
318 i	95	01/06→08/07				03.0137-9700.2	669700
320 d	110	12/04→08/07				03.0137-9702.2	669702
320 d xDrive	130	09/08→02/10					
320 d xDrive	135	03/10→06/12					
320 d xDrive	145	02/08→02/10					
320 d xDrive	147	03/10→05/12					
323 i	140	09/06→07/08					
325 xi	160	08/05→08/08					
325 xi	160	09/07→08/08					
330 d	155	06/05→05/12					
330 d xDrive	180	01/09→06/12					
330 i	190	08/05→08/07					
330 xi	190	09/05→08/07					
335 i	225	09/06→06/12					
335 i	240	09/06→06/12					
335 i xDrive	225	09/08→06/12					
335 i xDrive	240	09/08→06/12					
335 xi	225	03/07→08/08					
335 xi	240	03/07→08/08					
318 d	100	07/07→06/12		10/09→ 05/12		03.0137-9062.2	669062
						03.0137-9701.2	669701
						03.0137-9702.2	669702
				09/07→ 09/09		03.0137-9062.2	669062
						03.0137-9700.2	669700
						03.0137-9702.2	669702
318 d	105	09/07→06/12		→ 09/09		03.0137-9062.2	669062
320 i	110	09/05→06/12				03.0137-9700.2	669700
						03.0137-9702.2	669702
				10/09→ 05/12		03.0137-9062.2	669062
						03.0137-9701.2	669701
						03.0137-9702.2	669702
318 i	105	05/07→05/12		10/09→		03.0137-9062.2	669062
						03.0137-9701.2	669701
						03.0137-9702.2	669702
				09/07→ 09/09		03.0137-9062.2	669062
						03.0137-9700.2	669700
						03.0137-9702.2	669702
320 d	120	12/04→06/12				03.0137-9062.2	669062
						03.0137-9700.2	669700
						03.0137-9702.2	669702
				10/09→; nicht für erhöhte Nutzlast		03.0137-9701.2	669701
320 d	130	02/07→12/10		09/07→; für erhöhte Nutzlast		03.0137-9062.2	669062
320 d	145	02/07→02/10				03.0137-9700.2	669700
						03.0137-9702.2	669702
				10/09→; nicht für erhöhte Nutzlast		03.0137-9062.2	669062
						03.0137-9701.2	669701
						03.0137-9702.2	669702
				09/07→ 09/09; nicht für erhöhte Nutzlast		03.0137-9062.2	669062
						03.0137-9700.2	669700
						03.0137-9702.2	669702
320 d	135	03/10→05/12		für erhöhte Nutzlast		03.0137-9062.2	669062
320 d	147	03/10→05/12				03.0137-9700.2	669700
						03.0137-9702.2	669702
				nicht für erhöhte Nutzlast		03.0137-9062.2	669062
						03.0137-9701.2	669701
						03.0137-9702.2	669702
320 d xDrive	120	07/09→06/12		→ 05/12		03.0137-9062.2	669062
325 d	145	09/06→06/12				03.0137-9700.2	669700
325 d	150	02/10→06/12				03.0137-9702.2	669702
325 i	160	09/07→06/12					
325 i xDrive	160	09/08→06/12					
330 i	200	09/07→06/12					
330 i xDrive	200	09/07→06/12					
330 xd	170	09/05→06/12					
330 xi	200	09/07→06/12					
335 d	210	09/06→06/12					
320 i	120	02/07→05/12		10/09→		03.0137-9062.2	669062
320 i	125	02/07→12/12				03.0137-9702.2	669702
				09/07→ 09/09		03.0137-9062.2	669062
↓							










	kW			 	! #		
BMW - 3 Touring (E91) 12/04→12/12							
Zubehörsatz, Feststellbremsbacken							
320 i	120	02/07→05/12		09/07→ 09/09		03.0137-9700.2 669700	
320 i	125	02/07→12/12				03.0137-9702.2 669702	
				10/09→; für Fahrzeuge mit Aktivlenkung		03.0137-9700.2 669700	
				10/09→; für Fahrzeuge ohne Aktivlenkung		03.0137-9701.2 669701	
325 i	155	12/04→12/10		06/05→		03.0137-9062.2 669062	
325 i	160	12/04→08/08				03.0137-9700.2 669700	
330 d	170	12/04→08/08				03.0137-9702.2 669702	
325 i	155	09/07→06/12		01/12→ 05/12		03.0137-9062.2 669062	
						03.0137-9700.2 669700	
						03.0137-9702.2 669702	
330 d	180	02/08→05/12		09/08→		03.0137-9062.2 669062	
						03.0137-9700.2 669700	
						03.0137-9702.2 669702	
 Seilzug, Feststellbremse							
316 d	85	09/09→06/12	➡	⬇; → 05/12; Scheibenbremse	2	24.3727-0233.2 580233	L= 1.535
318 d	105	09/07→06/12					
320 d xDrive	120	07/09→06/12					
325 d	145	09/06→06/12					
325 d	150	02/10→06/12					
325 i	160	09/07→06/12					
325 i xDrive	160	09/08→06/12					
330 i	200	09/07→06/12					
330 i xDrive	200	09/07→06/12					
330 xd	170	09/05→06/12					
330 xi	200	09/07→06/12					
335 d	210	09/06→06/12					
316 i	90	09/08→06/12	➡	⬇; Scheibenbremse	2	24.3727-0233.2 580233	L= 1.535
318 d	90	09/05→08/07					
318 i	95	01/06→08/07					
318 i	100	09/07→03/12					
320 d	110	12/04→08/07					
320 d	120	12/04→06/12					
320 d	135	03/10→05/12					
320 d	147	03/10→05/12					
320 d xDrive	130	09/08→02/10					
320 d xDrive	135	03/10→06/12					
320 d xDrive	145	02/08→02/10					
320 d xDrive	147	03/10→05/12					
323 i	140	09/06→07/08					
325 xi	160	08/05→08/08					
325 xi	160	09/07→08/08					
330 d	155	06/05→05/12					
330 d xDrive	180	01/09→06/12					
330 i	190	08/05→08/07					
330 xi	190	09/05→08/07					
335 i	225	09/06→06/12					
335 i	240	09/06→06/12					
335 i xDrive	225	09/08→06/12					
335 i xDrive	240	09/08→06/12					
335 xi	225	03/07→08/08					
335 xi	240	03/07→08/08					
318 d	100	07/07→06/12	➡	⬇; 09/07→ 05/12; Scheibenbremse	2	24.3727-0233.2 580233	L= 1.535
318 i	105	05/07→05/12	➡	⬇; 09/07→; Scheibenbremse	2	24.3727-0233.2 580233	L= 1.535
320 d	130	02/07→12/10					
320 d	145	02/07→02/10					
320 i	120	02/07→05/12					
320 i	125	02/07→12/12					
320 i	110	09/05→06/12	➡	⬇; → 08/07; Scheibenbremse	2	24.3727-0233.2 580233	L= 1.535
325 i	155	12/04→12/10	➡	⬇; 06/05→; Scheibenbremse	2	24.3727-0233.2 580233	L= 1.535
325 i	160	12/04→08/08					
330 d	170	12/04→08/08					
325 i	155	09/07→06/12	➡	⬇; 01/12→ 05/12; Scheibenbremse	2	24.3727-0233.2 580233	L= 1.535
330 d	180	02/08→05/12	➡	⬇; 09/08→; Scheibenbremse	2	24.3727-0233.2 580233	L= 1.535
BMW - 3 Touring (F31) 07/12→06/19							
 Bremsbackensatz, Feststellbremse							
316 d	85	11/12→06/19				03.0137-0379.2 650379	Ø 161 x 20
316 i	100	03/13→06/15					
318 d	100	11/12→06/19					
318 d	105	11/12→06/15					
320 i	120	11/12→06/15					
320 i	135	11/12→06/15					
320 i	135	07/15→06/19					
↓							










	kW			 	! #		
BMW - 3 Touring (F31) 07/12→06/19							
 Bremsbackensatz, Feststellbremse							
318 d	110	07/15→06/19				03.0137-0305.2 650305	Ø 185 x 20
318 d xDrive	105	07/13→06/15					
318 d xDrive	110	07/15→02/18					
318 i	100	07/15→06/19					
320 d	120	07/12→06/19					
320 d	135	07/12→02/16					
320 d	140	07/15→06/19					
320 d	147	07/12→02/16					
320 d xDrive	120	03/13→06/19					
320 d xDrive	135	03/13→06/15					
320 d xDrive	140	07/15→06/19					
320 d xDrive	147	03/13→06/15					
320 i xDrive	120	03/13→06/15					
320 i xDrive	135	03/13→06/15					
320 i xDrive	135	07/15→06/19					
325 d	165	03/16→02/18					
328 i	180	07/12→06/15					
328 i xDrive	180	03/13→06/16					
330 d	190	07/12→06/19					
330 d xDrive	190	03/13→06/19					
330 i	185	07/15→06/19					
330 i xDrive	185	07/15→06/19					
335 d xDrive	230	11/13→06/19					
335 i	225	03/13→06/15					
335 i	240	03/13→06/13					
335 i	250	07/13→06/15					
335 i xDrive	225	03/13→06/15					
335 i xDrive	240	03/13→06/13					
335 i xDrive	250	07/13→06/15					
340 i	240	07/15→06/19					
340 i	265	07/15→06/19					
340 i xDrive	240	07/15→06/19					
340 i xDrive	265	07/15→06/19					
325 d	155	03/13→02/16	04/13→			03.0137-0305.2 650305	Ø 185 x 20
325 d	160	03/13→02/16					
330 d	210	07/12→06/19	09/15→			03.0137-0305.2 650305	Ø 185 x 20
330 d xDrive	210	03/13→06/19					
Zubehörsatz, Feststellbremsbacken							
316 d	85	11/12→06/19				03.0137-9265.2 669265	
316 i	100	03/13→06/15					
318 d	100	11/12→06/19				03.0137-9701.2 669701	
318 d	105	11/12→06/15				03.0137-9702.2 669702	
320 i	120	11/12→06/15					
320 i	135	11/12→06/15					
320 i	135	07/15→06/19					
318 d	110	07/15→06/19				03.0137-9062.2 669062	
318 d xDrive	105	07/13→06/15					
318 d xDrive	110	07/15→02/18				03.0137-9700.2 669700	
318 i	100	07/15→06/19				03.0137-9702.2 669702	
320 d	120	07/12→06/19					
320 d	135	07/12→02/16					
320 d	140	07/15→06/19					
320 d	147	07/12→02/16					
320 d xDrive	120	03/13→06/19					
320 d xDrive	135	03/13→06/15					
320 d xDrive	140	07/15→06/19					
320 d xDrive	147	03/13→06/15					
320 i xDrive	120	03/13→06/15					
320 i xDrive	135	03/13→06/15					
320 i xDrive	135	07/15→06/19					
325 d	165	03/16→02/18					
328 i	180	07/12→06/15					
328 i xDrive	180	03/13→06/16					
330 d	190	07/12→06/19					
330 d xDrive	190	03/13→06/19					
330 i	185	07/15→06/19					
330 i xDrive	185	07/15→06/19					
335 d xDrive	230	11/13→06/19					
335 i	225	03/13→06/15					
335 i	240	03/13→06/13					
335 i	250	07/13→06/15					
335 i xDrive	225	03/13→06/15					
335 i xDrive	240	03/13→06/13					
335 i xDrive	250	07/13→06/15					
340 i	240	07/15→06/19					
340 i	265	07/15→06/19					
340 i xDrive	240	07/15→06/19					
340 i xDrive	265	07/15→06/19					
325 d	155	03/13→02/16	04/13→			03.0137-9062.2 669062	
325 d	160	03/13→02/16				03.0137-9700.2 669700	
						03.0137-9702.2 669702	
↓							










	kW			 	! #		
BMW - 3 Touring (F31) 07/12→06/19							
Zubehörsatz, Feststellbremsbacken							
330 d	210	07/12→06/19		09/15→		03.0137-9062.2 669062	
330 d xDrive	210	03/13→06/19				03.0137-9700.2 669700	
						03.0137-9702.2 669702	
BMW - 4 Cabriolet (F33, F83) 10/13→							
 Bremsbackensatz, Feststellbremse							
420 d	120	10/13→				03.0137-0379.2 650379	Ø 161 x 20
420 d	135	10/13→07/15					
420 d	147	10/13→07/15					
420 d	140	07/15→				03.0137-0305.2 650305	Ø 185 x 20
420 i	120	07/14→					
420 i	120	02/16→					
420 i	135	07/14→					
420 i	135	02/16→					
425 d	155	07/14→					
425 d	160	07/14→					
425 d	165	03/16→					
428 i	180	10/13→					
428 i xDrive	180	01/14→					
430 d	190	07/14→					
430 i	185	03/16→					
430 i xDrive	185	03/16→					
435 d xDrive	230	07/14→					
435 i	225	10/13→					
435 i	250	10/13→					
435 i xDrive	225	07/14→					
435 i xDrive	250	07/14→					
440 i	240	03/16→					
440 i	265	03/16→					
440 i xDrive	240	03/16→					
440 i xDrive	265	03/16→					
M4	317	07/14→					
M4 Competition	331	03/16→					
430 d	210	10/13→		07/14→		03.0137-0305.2 650305	Ø 185 x 20
Zubehörsatz, Feststellbremsbacken							
420 d	120	10/13→				03.0137-9265.2 669265	
420 d	135	10/13→07/15				03.0137-9701.2 669701	
420 d	147	10/13→07/15				03.0137-9702.2 669702	
420 d	140	07/15→				03.0137-9062.2 669062	
420 i	120	07/14→				03.0137-9700.2 669700	
420 i	120	02/16→					
420 i	135	07/14→				03.0137-9702.2 669702	
420 i	135	02/16→					
425 d	155	07/14→					
425 d	160	07/14→					
425 d	165	03/16→					
428 i	180	10/13→					
428 i xDrive	180	01/14→					
430 d	190	07/14→					
430 i	185	03/16→					
430 i xDrive	185	03/16→					
435 d xDrive	230	07/14→					
435 i	225	10/13→					
435 i	250	10/13→					
435 i xDrive	225	07/14→					
435 i xDrive	250	07/14→					
440 i	240	03/16→					
440 i	265	03/16→					
440 i xDrive	240	03/16→					
440 i xDrive	265	03/16→					
M4	317	07/14→					
M4 Competition	331	03/16→					
430 d	210	10/13→		07/14→		03.0137-9062.2 669062	
						03.0137-9700.2 669700	
						03.0137-9702.2 669702	
BMW - 4 Coupe (F32, F82) 07/13→							
 Bremsbackensatz, Feststellbremse							
418 d	100	03/15→				03.0137-0305.2 650305	Ø 185 x 20
418 d	110	03/15→					
418 i	100	02/16→					
420 d xDrive	120	11/13→					
420 d xDrive	135	11/13→03/15					
420 d xDrive	140	03/15→					
420 d xDrive	147	11/13→03/15					
420 i	120	02/16→					
↓							












	kW			 	! #		
BMW - 4 Coupe (F32, F82) 07/13→							
 Bremsbackensatz, Feststellbremse							
420 i	135	02/16→				03.0137-0305.2 650305	Ø 185 x 20
420 i xDrive	120	11/13→					
420 i xDrive	120	02/16→					
420 i xDrive	135	11/13→					
420 i xDrive	135	02/16→					
425 d	165	03/16→					
428 i	180	07/13→					
428 i xDrive	180	07/13→					
430 d	190	11/13→					
430 d	210	11/13→					
430 i	185	03/16→					
430 i xDrive	185	03/16→					
435 d xDrive	230	11/13→					
435 i	225	07/13→					
435 i	250	07/13→					
435 i xDrive	225	07/13→					
435 i xDrive	250	07/13→					
440 i	240	03/16→					
440 i	265	03/16→					
440 i xDrive	240	03/16→					
440 i xDrive	265	03/16→					
M4 Competition	331	03/16→					
M4 CS	338	09/16→					
M4 GTS	368	03/16→02/17					
420 d	120	07/13→				03.0137-0379.2 650379	Ø 161 x 20
420 d	135	07/13→03/15					
420 d	140	03/15→					
420 d	147	07/13→03/15					
420 i	120	11/13→					
420 i	135	11/13→					
425 d	155	01/14→		03/14→		03.0137-0379.2 650379	Ø 161 x 20
425 d	160	01/14→					
430 d xDrive	190	01/14→		03/14→		03.0137-0305.2 650305	Ø 185 x 20
430 d xDrive	210	11/13→					
M4	317	01/14→					
Zubehörsatz, Feststellbremsbacken							
418 d	100	03/15→				03.0137-9062.2 669062	
418 d	110	03/15→				03.0137-9700.2 669700	
418 i	100	02/16→					
420 d xDrive	120	11/13→				03.0137-9702.2 669702	
420 d xDrive	135	11/13→03/15					
420 d xDrive	140	03/15→					
420 d xDrive	147	11/13→03/15					
420 i	120	02/16→					
420 i	135	02/16→					
420 i xDrive	120	11/13→					
420 i xDrive	120	02/16→					
420 i xDrive	135	11/13→					
420 i xDrive	135	02/16→					
425 d	165	03/16→					
428 i	180	07/13→					
428 i xDrive	180	07/13→					
430 d	190	11/13→					
430 d	210	11/13→					
430 i	185	03/16→					
430 i xDrive	185	03/16→					
435 d xDrive	230	11/13→					
435 i	225	07/13→					
435 i	250	07/13→					
435 i xDrive	225	07/13→					
435 i xDrive	250	07/13→					
440 i	240	03/16→					
440 i	265	03/16→					
440 i xDrive	240	03/16→					
440 i xDrive	265	03/16→					
M4 Competition	331	03/16→					
M4 CS	338	09/16→					
M4 GTS	368	03/16→02/17					
420 d	120	07/13→				03.0137-9265.2 669265	
420 d	135	07/13→03/15				03.0137-9701.2 669701	
420 d	140	03/15→					
420 d	147	07/13→03/15				03.0137-9702.2 669702	
420 i	120	11/13→					
420 i	135	11/13→					
425 d	155	01/14→		03/14→		03.0137-9265.2 669265	
425 d	160	01/14→				03.0137-9701.2 669701	
						03.0137-9702.2 669702	
430 d xDrive	190	01/14→		03/14→		03.0137-9062.2 669062	
430 d xDrive	210	11/13→				03.0137-9700.2 669700	
M4	317	01/14→				03.0137-9702.2 669702	











	kW			 	! #		
BMW - 4 Gran Coupe (F36) 03/14→							
 Bremsbackensatz, Feststellbremse							
418 d	100	03/14→				03.0137-0379.2 650379	Ø 161 x 20
418 d	105	03/14→					
420 d	120	03/14→					
420 d	135	03/14→03/15					
420 d	147	03/14→03/15					
418 d	110	07/15→				03.0137-0305.2 650305	Ø 185 x 20
418 i	100	07/15→					
420 d	140	03/15→					
420 d xDrive	120	03/14→					
420 d xDrive	135	03/14→03/15					
420 d xDrive	140	03/15→					
420 d xDrive	147	03/14→03/15					
420 i	120	03/14→					
420 i	120	02/16→					
420 i	135	03/14→					
420 i	135	02/16→					
420 i xDrive	120	02/16→					
420 i xDrive	135	07/14→02/16					
420 i xDrive	135	02/16→					
425 d	155	03/16→					
425 d	165	03/16→					
428 i	180	03/14→					
428 i xDrive	180	03/14→					
430 d	190	07/14→					
430 d	210	07/14→					
430 d xDrive	190	07/14→					
430 d xDrive	210	07/14→					
430 i	185	03/16→					
430 i xDrive	185	03/16→					
435 d xDrive	230	07/14→					
435 i	225	03/14→					
435 i	250	03/14→					
435 i xDrive	225	07/14→					
435 i xDrive	250	07/14→					
440 i	240	03/16→					
440 i	265	03/16→					
440 i xDrive	240	03/16→					
440 i xDrive	265	03/16→					
420 i xDrive	120	03/14→		07/14→		03.0137-0305.2 650305	Ø 185 x 20
Zubehörsatz, Feststellbremsbacken							
418 d	100	03/14→				03.0137-9265.2 669265	
418 d	105	03/14→				03.0137-9701.2 669701	
420 d	120	03/14→				03.0137-9702.2 669702	
420 d	135	03/14→03/15					
420 d	147	03/14→03/15					
418 d	110	07/15→				03.0137-9062.2 669062	
418 i	100	07/15→					
420 d	140	03/15→				03.0137-9700.2 669700	
420 d xDrive	120	03/14→				03.0137-9702.2 669702	
420 d xDrive	135	03/14→03/15					
420 d xDrive	140	03/15→					
420 d xDrive	147	03/14→03/15					
420 i	120	03/14→					
420 i	120	02/16→					
420 i	135	03/14→					
420 i	135	02/16→					
420 i xDrive	120	02/16→					
420 i xDrive	135	07/14→02/16					
420 i xDrive	135	02/16→					
425 d	155	03/16→					
425 d	165	03/16→					
428 i	180	03/14→					
428 i xDrive	180	03/14→					
430 d	190	07/14→					
430 d	210	07/14→					
430 d xDrive	190	07/14→					
430 d xDrive	210	07/14→					
430 i	185	03/16→					
430 i xDrive	185	03/16→					
435 d xDrive	230	07/14→					
435 i	225	03/14→					
435 i	250	03/14→					
435 i xDrive	225	07/14→					
435 i xDrive	250	07/14→					
440 i	240	03/16→					
440 i	265	03/16→					
440 i xDrive	240	03/16→					
440 i xDrive	265	03/16→					
420 i xDrive	120	03/14→		07/14→		03.0137-9062.2 669062 03.0137-9700.2 669700	
↓							








	kW			 	! #		
BMW - 4 Gran Coupe (F36) 03/14→							
Zubehörsatz, Feststellbremsbacken							
420 i xDrive	120	03/14→		07/14→		03.0137-9702.2 669702	
BMW - 5 (E39) 09/95→07/03							
 Bremsbackensatz, Feststellbremse							
520 d	100	02/00→06/03	➡	04/00→		03.0137-0305.2 650305	Ø 185 x 20
525 d	120	02/00→06/03					
520 i	100	01/96→06/03	➡			03.0137-0305.2 650305	Ø 185 x 20
520 i	120	09/00→06/03					
520 i	125	09/00→06/03					
530 d	142	09/98→06/03					
535 i	180	09/98→06/03					
520 i	110	01/96→06/03	➡	03/96→		03.0137-0305.2 650305	Ø 185 x 20
523 i	125	09/95→08/00	➡	12/95→		03.0137-0305.2 650305	Ø 185 x 20
528 i	142	09/95→08/00					
525 i	141	09/00→06/03	➡	10/00→		03.0137-0305.2 650305	Ø 185 x 20
530 i	170	09/00→06/03					
525 td	85	01/97→06/03	➡	→ 09/00		03.0137-0305.2 650305	Ø 185 x 20
525 tds	105	01/96→06/03	➡	02/96→ 09/00		03.0137-0305.2 650305	Ø 185 x 20
530 d	135	08/98→09/00	➡	09/98→		03.0137-0305.2 650305	Ø 185 x 20
535 i	173	06/96→08/98	➡	05/96→		03.0137-0305.2 650305	Ø 185 x 20
540 i	210	03/96→06/03					
M5	294	10/98→06/03	➡			03.0137-0419.2 650419	Ø 185 x 30
Zubehörsatz, Feststellbremsbacken							
520 d	100	02/00→06/03		04/00→		03.0137-9700.2 669700	
525 d	120	02/00→06/03				03.0137-9702.2 669702	
			➡	04/00→		03.0137-9062.2 669062	
520 i	100	01/96→06/03				03.0137-9700.2 669700	
520 i	120	09/00→06/03				03.0137-9702.2 669702	
520 i	125	09/00→06/03					
530 d	142	09/98→06/03	➡			03.0137-9062.2 669062	
535 i	180	09/98→06/03					
520 i	110	01/96→06/03		03/96→		03.0137-9700.2 669700	
			➡	03/96→		03.0137-9702.2 669702	
						03.0137-9062.2 669062	
523 i	125	09/95→08/00		12/95→		03.0137-9700.2 669700	
528 i	142	09/95→08/00				03.0137-9702.2 669702	
			➡	12/95→		03.0137-9062.2 669062	
525 i	141	09/00→06/03		10/00→		03.0137-9700.2 669700	
530 i	170	09/00→06/03				03.0137-9702.2 669702	
			➡	10/00→		03.0137-9062.2 669062	
525 td	85	01/97→06/03		→ 09/00		03.0137-9700.2 669700	
			➡	→ 09/00		03.0137-9702.2 669702	
						03.0137-9062.2 669062	
525 tds	105	01/96→06/03		02/96→ 09/00		03.0137-9700.2 669700	
			➡	02/96→ 09/00		03.0137-9702.2 669702	
						03.0137-9062.2 669062	
530 d	135	08/98→09/00		09/98→		03.0137-9700.2 669700	
			➡	09/98→		03.0137-9702.2 669702	
						03.0137-9062.2 669062	
535 i	173	06/96→08/98		05/96→		03.0137-9700.2 669700	
540 i	210	03/96→06/03				03.0137-9702.2 669702	
			➡	05/96→		03.0137-9062.2 669062	
M5	294	10/98→06/03				03.0137-9288.2 669288	
 Seilzug, Feststellbremse							
520 d	100	02/00→06/03	➡	☐; 04/00→; Scheibenbremse		24.3727-0246.2 580246	L= 1.877 + Zub
525 d	120	02/00→06/03	➡	☐; 04/00→; Scheibenbremse		24.3727-0247.2 580247	L= 1.924 + Zub
520 i	100	01/96→06/03	➡	☐; Scheibenbremse		24.3727-0246.2 580246	L= 1.877 + Zub
520 i	120	09/00→06/03	➡	☐; Scheibenbremse		24.3727-0247.2 580247	L= 1.924 + Zub
520 i	125	09/00→06/03					
530 d	142	09/98→06/03					
535 i	180	09/98→06/03					
M5	294	10/98→06/03					
520 i	110	01/96→06/03	➡	☐; 03/96→; Scheibenbremse		24.3727-0246.2 580246	L= 1.877 + Zub
↓							











	kw			 	! #		
BMW - 5 (E39) 09/95→07/03							
 Seilzug, Feststellbremse							
520 i	110	01/96→06/03	➔	☐; 03/96→; Scheibenbremse		24.3727-0247.2 580247	L= 1.924 + Zub
523 i	125	09/95→08/00	➔	☐; 12/95→; Scheibenbremse		24.3727-0246.2 580246	L= 1.877 + Zub
528 i	142	09/95→08/00	➔	☐; 12/95→; Scheibenbremse		24.3727-0247.2 580247	L= 1.924 + Zub
525 i	141	09/00→06/03	➔	☐; 10/00→; Scheibenbremse		24.3727-0246.2 580246	L= 1.877 + Zub
530 i	170	09/00→06/03	➔	☐; 10/00→; Scheibenbremse		24.3727-0247.2 580247	L= 1.924 + Zub
525 td	85	01/97→06/03	➔	☐; → 09/00; Scheibenbremse		24.3727-0246.2 580246	L= 1.877 + Zub
			➔	☐; → 09/00; Scheibenbremse		24.3727-0247.2 580247	L= 1.924 + Zub
525 tds	105	01/96→06/03	➔	☐; 02/96→ 09/00; Scheibenbremse		24.3727-0246.2 580246	L= 1.877 + Zub
			➔	☐; 02/96→ 09/00; Scheibenbremse		24.3727-0247.2 580247	L= 1.924 + Zub
530 d	135	08/98→09/00	➔	☐; 09/98→; Scheibenbremse		24.3727-0246.2 580246	L= 1.877 + Zub
			➔	☐; 09/98→; Scheibenbremse		24.3727-0247.2 580247	L= 1.924 + Zub
535 i	173	06/96→08/98	➔	☐; 05/96→; Scheibenbremse		24.3727-0246.2 580246	L= 1.877 + Zub
540 i	210	03/96→06/03	➔	☐; 05/96→; Scheibenbremse		24.3727-0247.2 580247	L= 1.924 + Zub
BMW - 5 (E60) 12/01→03/10							
 Bremsbackensatz, Feststellbremse							
520 d	110	09/05→02/07	➔			03.0137-0419.2 650419	∅ 185 x 30
520 d	120	09/05→12/09					
520 d	130	09/07→12/09					
525 d xDrive	145	09/07→12/09					
525 i	141	09/03→02/05					
525 xi	160	04/05→02/07					
525 xi	160	03/07→12/09					
530 d	170	09/05→03/07					
530 d xDrive	173	09/07→12/09					
530 i	200	03/07→12/09					
530 i xDrive	200	09/08→12/09					
530 xd	173	03/07→08/07					
530 xi	200	03/07→10/09					
540 i	225	03/07→12/09					
545 i	245	09/03→08/05					
550 i	270	09/05→12/09					
M5	373	09/04→12/09					
520 i	125	07/03→03/10	➔	→ 03/05		03.0137-0419.2 650419	∅ 185 x 30
523 i	130	10/04→02/07	➔	07/05→		03.0137-0419.2 650419	∅ 185 x 30
525 i	160	03/05→12/09					
530 i	190	03/05→03/07					
530 xd	170	02/05→02/07					
530 xi	190	09/04→02/07					
523 i	140	01/07→03/10	➔	03/07→ 02/10		03.0137-0419.2 650419	∅ 185 x 30
525 d	145	01/07→03/10					
535 d	210	01/07→03/10					
525 d	120	12/04→03/10	➔	→ 03/07		03.0137-0419.2 650419	∅ 185 x 30
525 d	130	06/04→03/10					
535 d	200	09/04→03/10					
525 i	155	07/05→03/10	➔	→ 02/10		03.0137-0419.2 650419	∅ 185 x 30
525 i	155	01/07→03/10					
525 i	160	01/07→03/10					
525 i xDrive	160	09/08→03/10					
525 xd	145	11/06→08/07	➔	03/07→		03.0137-0419.2 650419	∅ 185 x 30
530 d	173	02/07→12/09					
530 xi	200	02/07→08/08					
530 d	155	09/02→12/09	➔	07/03→ 08/05		03.0137-0419.2 650419	∅ 185 x 30
530 d	160	09/02→09/05					
530 i	170	12/01→02/05	➔	07/03→		03.0137-0419.2 650419	∅ 185 x 30
Zubehörsatz, Feststellbremsbacken							
520 d	110	09/05→02/07				03.0137-9288.2 669288	
520 d	120	09/05→12/09					
520 d	130	09/07→12/09					
525 d xDrive	145	09/07→12/09					
525 i	141	09/03→02/05					
525 xi	160	04/05→02/07					
525 xi	160	03/07→12/09					
530 d	170	09/05→03/07					
530 d xDrive	173	09/07→12/09					
530 i	200	03/07→12/09					
530 i xDrive	200	09/08→12/09					
530 xd	173	03/07→08/07					
530 xi	200	03/07→10/09					
540 i	225	03/07→12/09					
545 i	245	09/03→08/05					
↓							











	kW			 	! #		
BMW - 5 (E60) 12/01→03/10							
Zubehörsatz, Feststellbremsbacken							
550 i	270	09/05→12/09				03.0137-9288.2	669288
M5	373	09/04→12/09					
520 i	125	07/03→03/10		→ 03/05		03.0137-9288.2	669288
523 i	130	10/04→02/07		07/05→		03.0137-9288.2	669288
525 i	160	03/05→12/09					
530 i	190	03/05→03/07					
530 xd	170	02/05→02/07					
530 xi	190	09/04→02/07					
523 i	140	01/07→03/10		03/07→ 02/10		03.0137-9288.2	669288
525 d	145	01/07→03/10					
535 d	210	01/07→03/10					
525 d	120	12/04→03/10		→ 03/07		03.0137-9288.2	669288
525 d	130	06/04→03/10					
535 d	200	09/04→03/10					
525 i	155	07/05→03/10		→ 02/10		03.0137-9288.2	669288
525 i	155	01/07→03/10					
525 i	160	01/07→03/10					
525 i xDrive	160	09/08→03/10					
525 xd	145	11/06→08/07		03/07→		03.0137-9288.2	669288
530 d	173	02/07→12/09					
530 xi	200	02/07→08/08					
530 d	155	09/02→12/09		07/03→ 08/05		03.0137-9288.2	669288
530 d	160	09/02→09/05					
530 i	170	12/01→02/05		07/03→		03.0137-9288.2	669288
 Seilzug, Feststellbremse							
520 d	110	09/05→02/07	➡	☐; Scheibenbremse		24.3727-0236.2	580236 L= 1.681
520 d	120	09/05→12/09	➡				
520 d	130	09/07→12/09	➡	☐; Scheibenbremse		24.3727-0237.2	580237 L= 1.673
525 d xDrive	145	09/07→12/09					
525 i	141	09/03→02/05					
525 xi	160	04/05→02/07					
525 xi	160	03/07→12/09					
530 d	170	09/05→03/07					
530 d xDrive	173	09/07→12/09					
530 i	200	03/07→12/09					
530 i xDrive	200	09/08→12/09					
530 xd	173	03/07→08/07					
530 xi	200	03/07→10/09					
540 i	225	03/07→12/09					
545 i	245	09/03→08/05					
550 i	270	09/05→12/09					
M5	373	09/04→12/09					
520 i	125	07/03→03/10	➡	☐; → 03/05; Scheibenbremse		24.3727-0236.2	580236 L= 1.681
			➡	☐; → 03/05; Scheibenbremse		24.3727-0237.2	580237 L= 1.673
523 i	130	10/04→02/07	➡	☐; 07/05→; Scheibenbremse		24.3727-0236.2	580236 L= 1.681
525 i	160	03/05→12/09	➡				
530 i	190	03/05→03/07	➡	☐; 07/05→; Scheibenbremse		24.3727-0237.2	580237 L= 1.673
530 xd	170	02/05→02/07					
530 xi	190	09/04→02/07					
523 i	140	01/07→03/10	➡	☐; 03/07→ 02/10; Scheibenbremse		24.3727-0236.2	580236 L= 1.681
525 d	145	01/07→03/10	➡				
535 d	210	01/07→03/10	➡	☐; 03/07→ 02/10; Scheibenbremse		24.3727-0237.2	580237 L= 1.673
525 d	120	12/04→03/10	➡	☐; → 03/07; Scheibenbremse		24.3727-0236.2	580236 L= 1.681
525 d	130	06/04→03/10	➡				
535 d	200	09/04→03/10	➡	☐; → 03/07; Scheibenbremse		24.3727-0237.2	580237 L= 1.673
525 i	155	07/05→03/10	➡	☐; → 02/10; Scheibenbremse		24.3727-0236.2	580236 L= 1.681
525 i	155	01/07→03/10	➡				
525 i	160	01/07→03/10	➡	☐; → 02/10; Scheibenbremse		24.3727-0237.2	580237 L= 1.673
525 i xDrive	160	09/08→03/10					
525 xd	145	11/06→08/07	➡	☐; 03/07→; Scheibenbremse		24.3727-0236.2	580236 L= 1.681
530 d	173	02/07→12/09	➡				
530 xi	200	02/07→08/08	➡	☐; 03/07→; Scheibenbremse		24.3727-0237.2	580237 L= 1.673
530 d	155	09/02→12/09	➡	☐; 07/03→ 08/05; Scheibenbremse		24.3727-0236.2	580236 L= 1.681
530 d	160	09/02→09/05	➡	☐; 07/03→ 08/05; Scheibenbremse		24.3727-0237.2	580237 L= 1.673
530 i	170	12/01→02/05	➡	☐; 07/03→; Scheibenbremse		24.3727-0236.2	580236 L= 1.681
			➡	☐; 07/03→; Scheibenbremse		24.3727-0237.2	580237 L= 1.673
BMW - 5 Gran Turismo (F07) 01/09→02/17							
 Bremsbackensatz, Feststellbremse							
520 d	100	07/13→02/17				03.0137-0419.2	650419 Ø 185 x 30
520 d	120	07/12→06/13					
530 d	155	09/10→02/17					
530 d	190	07/12→02/17					
530 d xDrive	190	07/12→02/17					
535 d	220	03/10→06/12					
↓							










	kW			 	! #		
BMW - 5 Gran Turismo (F07) 01/09→02/17							
 Bremsbackensatz, Feststellbremse							
535 d	230	07/12→02/17				03.0137-0419.2 650419	Ø 185 x 30
535 d xDrive	230	07/12→02/17					
535 i xDrive	225	09/10→02/17					
550 i	330	07/12→02/17					
550 i xDrive	330	07/12→06/13					
520 d	135	04/11→02/17		10/11→		03.0137-0419.2 650419	Ø 185 x 30
528 i	180	07/13→02/17		08/13→		03.0137-0419.2 650419	Ø 185 x 30
530 d	180	08/09→06/12		10/09→		03.0137-0419.2 650419	Ø 185 x 30
535 i	225	01/09→02/17					
550 i	300	08/09→06/12					
530 d xDrive	180	06/10→06/12		09/10→		03.0137-0419.2 650419	Ø 185 x 30
535 d xDrive	220	03/10→06/12					
550 i xDrive	300	06/10→06/12					
Zubehörsatz, Feststellbremsbacken							
520 d	100	07/13→02/17				03.0137-9288.2 669288	
520 d	120	07/12→06/13					
530 d	155	09/10→02/17					
530 d	190	07/12→02/17					
530 d xDrive	190	07/12→02/17					
535 d	220	03/10→06/12					
535 d	230	07/12→02/17					
535 d xDrive	230	07/12→02/17					
535 i xDrive	225	09/10→02/17					
550 i	330	07/12→02/17					
550 i xDrive	330	07/12→06/13					
520 d	135	04/11→02/17		10/11→		03.0137-9288.2 669288	
528 i	180	07/13→02/17		08/13→		03.0137-9288.2 669288	
530 d	180	08/09→06/12		10/09→		03.0137-9288.2 669288	
535 i	225	01/09→02/17					
550 i	300	08/09→06/12					
530 d xDrive	180	06/10→06/12		09/10→		03.0137-9288.2 669288	
535 d xDrive	220	03/10→06/12					
550 i xDrive	300	06/10→06/12					
BMW - 5 Touring (E34) 07/91→07/96							
 Bremsbackensatz, Feststellbremse							
518 g	85	02/96→07/96	➔			03.0137-0150.2 650150	Ø 180 x 25
518 i	85	05/94→07/96					
520 i	110	07/91→07/96					
525 i	141	07/91→07/96					
525 ix	141	01/92→03/96					
525 td	85	03/93→07/96					
525 tds	105	12/91→07/96					
530 i	160	09/92→07/96					
540 i	210	09/93→07/96					
Zubehörsatz, Feststellbremsbacken							
518 g	85	02/96→07/96	➔			03.0137-9062.2 669062	
518 i	85	05/94→07/96					
520 i	110	07/91→07/96					
525 i	141	07/91→07/96					
525 ix	141	01/92→03/96					
525 td	85	03/93→07/96					
525 tds	105	12/91→07/96					
530 i	160	09/92→07/96					
540 i	210	09/93→07/96					
 Seilzug, Feststellbremse							
518 g	85	02/96→07/96	➔	⚠; Scheibenbremse	2	24.3727-0215.2 580215	L= 1.755
518 i	85	05/94→07/96					
520 i	110	07/91→07/96					
525 i	141	07/91→07/96					
525 ix	141	01/92→03/96					
525 td	85	03/93→07/96					
525 tds	105	12/91→07/96					
530 i	160	09/92→07/96					
540 i	210	09/93→07/96					
BMW - 5 Touring (E39) 09/96→06/04							
 Bremsbackensatz, Feststellbremse							
520 d	100	02/00→09/03	➔	04/00→ 07/03		03.0137-0305.2 650305	Ø 185 x 20
525 d	120	02/00→05/04					
520 i	100	03/97→08/01	➔			03.0137-0305.2 650305	Ø 185 x 20
523 i	120	09/98→08/00					
520 i	110	03/97→08/01	➔	05/97→		03.0137-0305.2 650305	Ø 185 x 20
523 i	125	03/97→08/00					
↓							











	kW			 	! #		
BMW - 5 Touring (E39) 09/96→06/04							
 Bremsbackensatz, Feststellbremse							
528 i	142	11/96→08/00	➡	05/97→		03.0137-0305.2 650305	∅ 185 x 20
520 i	120	09/00→12/03	➡	→ 07/03		03.0137-0305.2 650305	∅ 185 x 20
520 i	125	09/00→12/03					
530 d	142	09/00→05/04					
525 i	141	09/00→05/04	➡	10/00→ 07/03		03.0137-0305.2 650305	∅ 185 x 20
530 i	170	09/00→12/03					
525 tds	105	03/97→05/04	➡	06/98→ 09/00		03.0137-0305.2 650305	∅ 185 x 20
530 d	135	08/98→09/00	➡	09/98→		03.0137-0305.2 650305	∅ 185 x 20
540 i	210	04/97→12/03	➡	05/97→ 07/03		03.0137-0305.2 650305	∅ 185 x 20
Zubehörsatz, Feststellbremsbacken							
520 d	100	02/00→09/03		04/00→ 07/03		03.0137-9700.2 669700	
525 d	120	02/00→05/04				03.0137-9702.2 669702	
			➡	04/00→ 07/03		03.0137-9062.2 669062	
520 i	100	03/97→08/01				03.0137-9700.2 669700	
523 i	120	09/98→08/00				03.0137-9702.2 669702	
			➡			03.0137-9062.2 669062	
520 i	110	03/97→08/01		05/97→		03.0137-9700.2 669700	
523 i	125	03/97→08/00				03.0137-9702.2 669702	
528 i	142	11/96→08/00	➡	05/97→		03.0137-9062.2 669062	
520 i	120	09/00→12/03		→ 07/03		03.0137-9700.2 669700	
520 i	125	09/00→12/03				03.0137-9702.2 669702	
530 d	142	09/00→05/04	➡	→ 07/03		03.0137-9062.2 669062	
525 i	141	09/00→05/04		10/00→ 07/03		03.0137-9700.2 669700	
530 i	170	09/00→12/03				03.0137-9702.2 669702	
			➡	10/00→ 07/03		03.0137-9062.2 669062	
525 tds	105	03/97→05/04		06/98→ 09/00		03.0137-9700.2 669700	
			➡	06/98→ 09/00		03.0137-9702.2 669702	
			➡	06/98→ 09/00		03.0137-9062.2 669062	
530 d	135	08/98→09/00		09/98→		03.0137-9700.2 669700	
			➡	09/98→		03.0137-9702.2 669702	
			➡	09/98→		03.0137-9062.2 669062	
540 i	210	04/97→12/03		05/97→ 07/03		03.0137-9700.2 669700	
			➡	05/97→ 07/03		03.0137-9702.2 669702	
			➡	05/97→ 07/03		03.0137-9062.2 669062	
 Seilzug, Feststellbremse							
520 d	100	02/00→09/03	➡	☐; 04/00→ 07/03; Scheibenbremse		24.3727-0246.2 580246	L= 1.877 + Zub
525 d	120	02/00→05/04	➡	☐; 04/00→ 07/03; Scheibenbremse		24.3727-0247.2 580247	L= 1.924 + Zub
520 i	100	03/97→08/01	➡	☐; Scheibenbremse		24.3727-0246.2 580246	L= 1.877 + Zub
523 i	120	09/98→08/00	➡	☐; Scheibenbremse		24.3727-0247.2 580247	L= 1.924 + Zub
520 i	110	03/97→08/01	➡	☐; 05/97→; Scheibenbremse		24.3727-0246.2 580246	L= 1.877 + Zub
523 i	125	03/97→08/00	➡	☐; 05/97→; Scheibenbremse		24.3727-0247.2 580247	L= 1.924 + Zub
528 i	142	11/96→08/00	➡	☐; 05/97→; Scheibenbremse		24.3727-0247.2 580247	L= 1.924 + Zub
520 i	120	09/00→12/03	➡	☐; → 07/03; Scheibenbremse		24.3727-0246.2 580246	L= 1.877 + Zub
520 i	125	09/00→12/03	➡	☐; → 07/03; Scheibenbremse		24.3727-0247.2 580247	L= 1.924 + Zub
530 d	142	09/00→05/04	➡	☐; → 07/03; Scheibenbremse		24.3727-0247.2 580247	L= 1.924 + Zub
525 i	141	09/00→05/04	➡	☐; 10/00→ 07/03; Scheibenbremse		24.3727-0246.2 580246	L= 1.877 + Zub
530 i	170	09/00→12/03	➡	☐; 10/00→ 07/03; Scheibenbremse		24.3727-0247.2 580247	L= 1.924 + Zub
525 tds	105	03/97→05/04	➡	☐; 06/98→ 09/00; Scheibenbremse		24.3727-0246.2 580246	L= 1.877 + Zub
			➡	☐; 06/98→ 09/00; Scheibenbremse		24.3727-0247.2 580247	L= 1.924 + Zub
530 d	135	08/98→09/00	➡	☐; 09/98→; Scheibenbremse		24.3727-0246.2 580246	L= 1.877 + Zub
			➡	☐; 09/98→; Scheibenbremse		24.3727-0247.2 580247	L= 1.924 + Zub
540 i	210	04/97→12/03	➡	☐; 05/97→ 07/03; Scheibenbremse		24.3727-0246.2 580246	L= 1.877 + Zub
			➡	☐; 05/97→ 07/03; Scheibenbremse		24.3727-0247.2 580247	L= 1.924 + Zub
BMW - 5 Touring (E61) 03/04→12/10							
 Bremsbackensatz, Feststellbremse							
520 d	110	09/05→02/07	➡			03.0137-0419.2 650419	∅ 185 x 30
520 d	130	09/07→05/10					
523 i	140	03/07→01/10					
↓							







	kW			 	! #		
BMW - 5 Touring (E61) 03/04→12/10							
Bremsbackensatz, Feststellbremse							
525 d	145	03/07→05/10	➔			03.0137-0419.2 650419	Ø 185 x 30
525 d xDrive	145	09/08→05/10					
525 i	155	03/05→05/10					
525 xd	145	09/07→09/08					
530 d xDrive	173	09/07→05/10					
530 i xDrive	200	09/08→05/10					
530 xd	173	03/07→08/07					
530 xi	200	09/06→09/08					
530 xi	200	03/07→05/10					
520 d	120	04/05→05/10	➔	07/05→		03.0137-0419.2 650419	Ø 185 x 30
523 i	130	10/04→02/07					
525 i	160	03/05→05/10					
530 d	170	02/05→02/07					
530 i	190	09/04→02/07					
530 xd	170	02/05→02/07					
530 xi	190	04/05→02/07					
520 i	120	07/07→08/10	➔	→ 05/10		03.0137-0419.2 650419	Ø 185 x 30
520 i	125	09/07→12/10					
525 i	155	01/07→12/10					
525 i	160	01/07→12/10					
525 i xDrive	160	09/08→12/10					
525 xi	160	07/05→12/10					
525 xi	160	01/07→12/10					
550 i	270	07/05→12/10					
M5	373	02/07→12/10					
523 i	140	01/07→12/10	➔	03/07→ 05/10		03.0137-0419.2 650419	Ø 185 x 30
530 i	200	01/07→12/10					
535 d	210	01/07→12/10					
525 d	120	03/04→03/07	➔	12/04→		03.0137-0419.2 650419	Ø 185 x 30
525 d	130	03/04→03/07	➔	05/04→		03.0137-0419.2 650419	Ø 185 x 30
530 d	155	03/04→05/10					
530 d	160	03/04→09/05					
525 i	141	06/04→12/10	➔	→ 03/05		03.0137-0419.2 650419	Ø 185 x 30
530 d	173	02/07→05/10	➔	03/07→		03.0137-0419.2 650419	Ø 185 x 30
530 i	200	09/06→03/10					
535 d	200	09/04→12/10	➔	→ 03/07		03.0137-0419.2 650419	Ø 185 x 30
545 i	245	06/04→12/10	➔	→ 08/05		03.0137-0419.2 650419	Ø 185 x 30
Zubehörsatz, Feststellbremsbacken							
520 d	110	09/05→02/07	➔			03.0137-9288.2 669288	
520 d	130	09/07→05/10					
523 i	140	03/07→01/10					
525 d	145	03/07→05/10					
525 d xDrive	145	09/08→05/10					
525 i	155	03/05→05/10					
525 xd	145	09/07→09/08					
530 d xDrive	173	09/07→05/10					
530 i xDrive	200	09/08→05/10					
530 xd	173	03/07→08/07					
530 xi	200	09/06→09/08					
530 xi	200	03/07→05/10					
520 d	120	04/05→05/10	➔	07/05→		03.0137-9288.2 669288	
523 i	130	10/04→02/07					
525 i	160	03/05→05/10					
530 d	170	02/05→02/07					
530 i	190	09/04→02/07					
530 xd	170	02/05→02/07					
530 xi	190	04/05→02/07					
520 i	120	07/07→08/10	➔	→ 05/10		03.0137-9288.2 669288	
520 i	125	09/07→12/10					
525 i	155	01/07→12/10					
525 i	160	01/07→12/10					
525 i xDrive	160	09/08→12/10					
525 xi	160	07/05→12/10					
525 xi	160	01/07→12/10					
550 i	270	07/05→12/10					
M5	373	02/07→12/10					
523 i	140	01/07→12/10	➔	03/07→ 05/10		03.0137-9288.2 669288	
530 i	200	01/07→12/10					
535 d	210	01/07→12/10					
525 d	120	03/04→03/07	➔	12/04→		03.0137-9288.2 669288	
525 d	130	03/04→03/07	➔	05/04→		03.0137-9288.2 669288	
530 d	155	03/04→05/10					
530 d	160	03/04→09/05					
525 i	141	06/04→12/10	➔	→ 03/05		03.0137-9288.2 669288	
530 d	173	02/07→05/10	➔	03/07→		03.0137-9288.2 669288	
530 i	200	09/06→03/10					
535 d	200	09/04→12/10	➔	→ 03/07		03.0137-9288.2 669288	
↓							











	kW			 	! #		
BMW - 5 Touring (E61) 03/04→12/10							
Zubehörsatz, Feststellbremsbacken							
545 i	245	06/04→12/10	➡	→ 08/05		03.0137-9288.2 669288	
 Seilzug, Feststellbremse							
520 d	110	09/05→02/07	➡	☐; Scheibenbremse		24.3727-0236.2 580236	L= 1.681
520 d	130	09/07→05/10	➡	☐; Scheibenbremse		24.3727-0237.2 580237	L= 1.673
523 i	140	03/07→01/10	➡	☐; Scheibenbremse			
525 d	145	03/07→05/10					
525 d xDrive	145	09/08→05/10					
525 i	155	03/05→05/10					
525 xd	145	09/07→09/08					
530 d xDrive	173	09/07→05/10					
530 i xDrive	200	09/08→05/10					
530 xd	173	03/07→08/07					
530 xi	200	09/06→09/08					
530 xi	200	03/07→05/10					
520 d	120	04/05→05/10	➡	☐; 07/05→; Scheibenbremse		24.3727-0236.2 580236	L= 1.681
523 i	130	10/04→02/07	➡	☐; 07/05→; Scheibenbremse		24.3727-0237.2 580237	L= 1.673
525 i	160	03/05→05/10	➡	☐; 07/05→; Scheibenbremse			
530 d	170	02/05→02/07					
530 i	190	09/04→02/07					
530 xd	170	02/05→02/07					
530 xi	190	04/05→02/07					
520 i	120	07/07→08/10	➡	☐; → 05/10; Scheibenbremse		24.3727-0236.2 580236	L= 1.681
520 i	125	09/07→12/10	➡	☐; → 05/10; Scheibenbremse		24.3727-0237.2 580237	L= 1.673
525 i	155	01/07→12/10	➡	☐; → 05/10; Scheibenbremse			
525 i	160	01/07→12/10					
525 i xDrive	160	09/08→12/10					
525 xi	160	07/05→12/10					
525 xi	160	01/07→12/10					
550 i	270	07/05→12/10					
M5	373	02/07→12/10					
523 i	140	01/07→12/10	➡	☐; 03/07→ 05/10; Scheibenbremse		24.3727-0236.2 580236	L= 1.681
530 i	200	01/07→12/10	➡	☐; 03/07→ 05/10; Scheibenbremse		24.3727-0237.2 580237	L= 1.673
535 d	210	01/07→12/10	➡	☐; 03/07→ 05/10; Scheibenbremse			
525 d	120	03/04→03/07	➡	☐; 12/04→; Scheibenbremse		24.3727-0236.2 580236	L= 1.681
			➡	☐; 12/04→; Scheibenbremse		24.3727-0237.2 580237	L= 1.673
525 d	130	03/04→03/07	➡	☐; 05/04→; Scheibenbremse		24.3727-0236.2 580236	L= 1.681
530 d	155	03/04→05/10	➡	☐; 05/04→; Scheibenbremse		24.3727-0237.2 580237	L= 1.673
530 d	160	03/04→09/05	➡	☐; 05/04→; Scheibenbremse			
525 i	141	06/04→12/10	➡	☐; → 03/05; Scheibenbremse		24.3727-0236.2 580236	L= 1.681
			➡	☐; → 03/05; Scheibenbremse		24.3727-0237.2 580237	L= 1.673
530 d	173	02/07→05/10	➡	☐; 03/07→; Scheibenbremse		24.3727-0236.2 580236	L= 1.681
530 i	200	09/06→03/10	➡	☐; 03/07→; Scheibenbremse		24.3727-0237.2 580237	L= 1.673
535 d	200	09/04→12/10	➡	☐; → 03/07; Scheibenbremse		24.3727-0236.2 580236	L= 1.681
			➡	☐; → 03/07; Scheibenbremse		24.3727-0237.2 580237	L= 1.673
545 i	245	06/04→12/10	➡	☐; → 08/05; Scheibenbremse		24.3727-0236.2 580236	L= 1.681
			➡	☐; → 08/05; Scheibenbremse		24.3727-0237.2 580237	L= 1.673
BMW - 6 (E63) 09/03→12/10							
 Bremsbackensatz, Feststellbremse							
630 i	190	09/04→08/07	➡			03.0137-0419.2 650419	Ø 185 x 30
630 i	200	09/07→08/10	➡				
645 Ci	245	09/03→08/05					
650 i	270	09/05→08/10					
M	373	09/05→07/10					
635 d	210	07/07→07/10	➡	09/07→		03.0137-0419.2 650419	Ø 185 x 30
Zubehörsatz, Feststellbremsbacken							
630 i	190	09/04→08/07	➡			03.0137-9288.2 669288	
630 i	200	09/07→08/10	➡				
645 Ci	245	09/03→08/05					
650 i	270	09/05→08/10					
M	373	09/05→07/10					
635 d	210	07/07→07/10	➡	09/07→		03.0137-9288.2 669288	
BMW - 6 Cabriolet (E64) 03/04→12/10							
 Bremsbackensatz, Feststellbremse							
630 i	190	09/04→08/07	➡			03.0137-0419.2 650419	Ø 185 x 30
630 i	200	09/07→08/10	➡				
645 Ci	245	04/04→08/05					
650 i	270	09/05→08/10					
635 d	210	07/07→07/10	➡	09/07→		03.0137-0419.2 650419	Ø 185 x 30











	kW					! #			
BMW - 6 Cabriolet (E64) 03/04→12/10									
Zubehörsatz, Feststellbremsbacken									
630 i	190	09/04→08/07	➔				03.0137-9288.2	669288	
630 i	200	09/07→08/10							
645 Ci	245	04/04→08/05							
650 i	270	09/05→08/10							
635 d	210	07/07→07/10	➔	09/07→			03.0137-9288.2	669288	
BMW - 7 (E38) 03/94→11/01									
 Bremsbackensatz, Feststellbremse									
725 tds	105	04/96→11/01	➔	05/96→			03.0137-0150.2	650150	Ø 180 x 25
728 i, iL	142	08/95→11/01	➔				03.0137-0150.2	650150	Ø 180 x 25
			➔	01/96→			03.0137-0150.2	650150	Ø 180 x 25
730 d	135	08/98→04/00	➔	09/98→			03.0137-0150.2	650150	Ø 180 x 25
730 d	142	04/00→11/01	➔				03.0137-0150.2	650150	Ø 180 x 25
730 i, iL	155	10/94→11/01							
730 i, iL	160	03/94→02/96							
735 i, iL	173	03/96→08/98							
735 i, iL	175	09/98→07/01							
740 d	180	05/99→11/01							
740 i, iL	210	03/94→02/96							
740 i, iL	210	02/96→07/01							
750 i, iL	240	11/94→07/01							
Zubehörsatz, Feststellbremsbacken									
725 tds	105	04/96→11/01		05/96→			03.0137-9700.2	669700	
			➔	05/96→			03.0137-9062.2	669062	
728 i, iL	142	08/95→11/01					03.0137-9700.2	669700	
				01/96→			03.0137-9700.2	669700	
			➔	01/96→			03.0137-9062.2	669062	
730 d	135	08/98→04/00		09/98→			03.0137-9700.2	669700	
			➔	09/98→			03.0137-9062.2	669062	
730 d	142	04/00→11/01	➔				03.0137-9700.2	669700	
730 i, iL	155	10/94→11/01							
730 i, iL	160	03/94→02/96							
735 i, iL	173	03/96→08/98							
735 i, iL	175	09/98→07/01							
740 d	180	05/99→11/01							
740 i, iL	210	03/94→02/96							
740 i, iL	210	02/96→07/01							
750 i, iL	240	11/94→07/01							
 Seilzug, Feststellbremse									
725 tds	105	04/96→11/01	➔	<input type="checkbox"/> ; 05/96→; Scheibenbremse			24.3727-0232.2	580232	L= 1.265
			➔	<input checked="" type="checkbox"/> ; 05/96→; Scheibenbremse			24.3727-0239.2	580239	L= 1.119
728 i, iL	142	08/95→11/01	➔	<input type="checkbox"/> ; Scheibenbremse			24.3727-0232.2	580232	L= 1.265
			➔	<input type="checkbox"/> ; 01/96→; Scheibenbremse			24.3727-0232.2	580232	L= 1.265
			➔	<input checked="" type="checkbox"/> ; 01/96→; Scheibenbremse			24.3727-0239.2	580239	L= 1.119
			➔	<input checked="" type="checkbox"/> ; Scheibenbremse			24.3727-0239.2	580239	L= 1.119
730 d	135	08/98→04/00	➔	<input type="checkbox"/> ; 09/98→; Scheibenbremse			24.3727-0232.2	580232	L= 1.265
			➔	<input checked="" type="checkbox"/> ; 09/98→; Scheibenbremse			24.3727-0239.2	580239	L= 1.119
730 d	142	04/00→11/01	➔	<input type="checkbox"/> ; Scheibenbremse			24.3727-0232.2	580232	L= 1.265
730 i, iL	155	10/94→11/01							
730 i, iL	160	03/94→02/96	➔	<input checked="" type="checkbox"/> ; Scheibenbremse			24.3727-0239.2	580239	L= 1.119
735 i, iL	173	03/96→08/98							
735 i, iL	175	09/98→07/01							
740 d	180	05/99→11/01							
740 i, iL	210	03/94→02/96							
740 i, iL	210	02/96→07/01							
750 i, iL	240	11/94→07/01							
BMW - 7 (E65, E66, E67) 07/01→12/09									
 Bremsbackensatz, Feststellbremse									
730 d	150	09/02→08/03	➔				03.0137-0419.2	650419	Ø 185 x 30
730 d	155	09/03→08/08							
730 i, Li	170	03/03→07/08							
730 Ld	170	07/05→08/08							
735 i, Li	200	11/01→02/05							
740 d	190	10/02→02/05							
740 i, Li	225	03/05→08/08							
↓									













	kW			 	! #		
BMW - 7 (E65, E66, E67) 07/01→12/09							
 Bremsbackensatz, Feststellbremse							
745 d	220	03/05→08/05	➡			03.0137-0419.2 650419	Ø 185 x 30
745 d	242	07/05→07/08					
745 i, Li	245	07/01→03/05					
750 i, Li	270	03/05→08/08					
730 d	160	06/02→02/05	➡	09/02→		03.0137-0419.2 650419	Ø 185 x 30
730 i, Li	190	03/05→07/08	➡	07/05→		03.0137-0419.2 650419	Ø 185 x 30
760 i, Li	327	01/03→08/08	➡	03/03→		03.0137-0419.2 650419	Ø 185 x 30
Zubehörsatz, Feststellbremsbacken							
730 d	150	09/02→08/03	➡			03.0137-9288.2 669288	
730 d	155	09/03→08/08					
730 i, Li	170	03/03→07/08					
730 Ld	170	07/05→08/08					
735 i, Li	200	11/01→02/05					
740 d	190	10/02→02/05					
740 i, Li	225	03/05→08/08					
745 d	220	03/05→08/05					
745 d	242	07/05→07/08					
745 i, Li	245	07/01→03/05					
750 i, Li	270	03/05→08/08					
730 d	160	06/02→02/05	➡	09/02→		03.0137-9288.2 669288	
730 i, Li	190	03/05→07/08	➡	07/05→		03.0137-9288.2 669288	
760 i, Li	327	01/03→08/08	➡	03/03→		03.0137-9288.2 669288	
BMW - 7 (F01, F02, F03, F04) 02/08→12/15							
 Bremsbackensatz, Feststellbremse							
730 d	155	02/08→05/15	➡	09/08→		03.0137-0419.2 650419	Ø 185 x 30
730 d	180	09/08→06/12	➡			03.0137-0419.2 650419	Ø 185 x 30
730 d	190	07/12→05/15					
730 i, Li	190	06/09→06/15					
740 d	225	09/09→12/15					
740 d	230	07/12→12/15					
740 d xDrive	230	07/12→12/15					
740 i, Li	235	07/12→12/15					
740 i, Li	240	09/08→06/12					
740 i, Li xDrive	235	07/12→12/15					
750 d xDrive	280	07/12→12/15					
750 i, Li	300	09/08→06/12					
750 i, Li	330	07/12→06/15					
750 i, Li xDrive	330	07/12→06/15					
750 i xDrive	300	09/09→06/12					
760 i	400	09/09→12/15					
730 d xDrive	155	11/11→05/15	➡	06/12→		03.0137-0419.2 650419	Ø 185 x 30
730 d xDrive	190	11/11→05/15					
ActiveHybrid	235	05/11→05/15					
ActiveHybrid	260	05/11→05/15					
740 d xDrive	225	09/09→12/15	➡	09/10→		03.0137-0419.2 650419	Ø 185 x 30
ActiveHybrid	330	09/09→06/12	➡	03/10→		03.0137-0419.2 650419	Ø 185 x 30
ActiveHybrid	342	09/09→06/12					
Zubehörsatz, Feststellbremsbacken							
730 d	155	02/08→05/15		09/08→		03.0137-9288.2 669288	
730 d	180	09/08→06/12				03.0137-9288.2 669288	
730 d	190	07/12→05/15					
730 i, Li	190	06/09→06/15					
740 d	225	09/09→12/15					
740 d	230	07/12→12/15					
740 d xDrive	230	07/12→12/15					
740 i, Li	235	07/12→12/15					
740 i, Li	240	09/08→06/12					
740 i, Li xDrive	235	07/12→12/15					
750 d xDrive	280	07/12→12/15					
750 i, Li	300	09/08→06/12					
750 i, Li	330	07/12→06/15					
750 i, Li xDrive	330	07/12→06/15					
750 i xDrive	300	09/09→06/12					
760 i	400	09/09→12/15					
730 d xDrive	155	11/11→05/15		06/12→		03.0137-9288.2 669288	
730 d xDrive	190	11/11→05/15					
ActiveHybrid	235	05/11→05/15					
ActiveHybrid	260	05/11→05/15					
740 d xDrive	225	09/09→12/15		09/10→		03.0137-9288.2 669288	
ActiveHybrid	330	09/09→06/12		03/10→		03.0137-9288.2 669288	
ActiveHybrid	342	09/09→06/12					














	kW			 	! #		
BMW - 8 (E31) 01/90→12/99							
 Bremsbackensatz, Feststellbremse							
840 Ci	210	03/96→06/99	➔			03.0137-0150.2 650150	Ø 180 x 25
840 i	210	03/93→02/96					
850 Ci	240	09/94→12/99					
850 CSI	280	11/92→12/96	➔	→ 10/96		03.0137-0150.2 650150	Ø 180 x 25
Zubehörsatz, Feststellbremsbacken							
840 Ci	210	03/96→06/99	➔			03.0137-9062.2 669062	
840 i	210	03/93→02/96					
850 Ci	240	09/94→12/99					
850 CSI	280	11/92→12/96	➔	→ 10/96		03.0137-9062.2 669062	
BMW - X1 (E84) 03/09→06/15							
 Bremsbackensatz, Feststellbremse							
sDrive 16 d	85	04/12→06/15		07/12→		03.0137-0305.2 650305	Ø 185 x 20
xDrive 25 d	160	10/09→06/15					
sDrive 16 i	105	03/13→06/15				03.0137-0305.2 650305	Ø 185 x 20
sDrive 18 d	105	12/09→06/15					
sDrive 18 i	100	03/10→06/15					
sDrive 18 i	110	03/10→06/15					
sDrive 20 d	120	03/10→06/15					
sDrive 20 d	130	10/09→06/15					
sDrive 20 d	135	07/12→06/15					
sDrive 20 i	135	09/11→06/15					
xDrive 18 d	105	10/09→06/15					
xDrive 20 d	120	03/10→06/15					
xDrive 20 d	130	09/09→06/12					
xDrive 20 d	135	07/12→06/15					
xDrive 20 i	135	09/11→06/15					
xDrive 23 d	150	10/09→06/15					
xDrive 25 i	160	03/10→08/11					
xDrive 28 i	180	03/11→06/15					
xDrive 28 i	190	09/09→08/11					
sDrive 18 d	100	03/09→06/15		10/09→		03.0137-0305.2 650305	Ø 185 x 20
xDrive 18 d	100	03/09→06/15					
Zubehörsatz, Feststellbremsbacken							
sDrive 16 d	85	04/12→06/15		07/12→		03.0137-9062.2 669062	
xDrive 25 d	160	10/09→06/15				03.0137-9700.2 669700	
						03.0137-9702.2 669702	
sDrive 16 i	105	03/13→06/15				03.0137-9062.2 669062	
sDrive 18 d	105	12/09→06/15					
sDrive 18 i	100	03/10→06/15				03.0137-9700.2 669700	
sDrive 18 i	110	03/10→06/15				03.0137-9702.2 669702	
sDrive 20 d	120	03/10→06/15					
sDrive 20 d	130	10/09→06/15					
sDrive 20 d	135	07/12→06/15					
sDrive 20 i	135	09/11→06/15					
xDrive 18 d	105	10/09→06/15					
xDrive 20 d	120	03/10→06/15					
xDrive 20 d	130	09/09→06/12					
xDrive 20 d	135	07/12→06/15					
xDrive 20 i	135	09/11→06/15					
xDrive 23 d	150	10/09→06/15					
xDrive 25 i	160	03/10→08/11					
xDrive 28 i	180	03/11→06/15					
xDrive 28 i	190	09/09→08/11					
sDrive 18 d	100	03/09→06/15		10/09→		03.0137-9062.2 669062	
xDrive 18 d	100	03/09→06/15				03.0137-9700.2 669700	
						03.0137-9702.2 669702	
BMW - X3 (E83) 01/03→12/11							
 Bremsbackensatz, Feststellbremse							
2.0 d	110	09/04→08/07	➔			03.0137-0419.2 650419	Ø 185 x 30
2.0 d	130	09/07→08/08					
2.0 i	110	07/05→08/08					
2.5 i	141	03/04→07/06					
2.5 si	160	08/06→08/08					
2.5 si xDrive	155	08/06→08/08					
3.0 d	150	01/04→08/05					
3.0 d	155	09/05→08/08					
3.0 d	160	09/05→08/08					
3.0 i xDrive	170	09/03→07/06					
3.0 sd	210	09/06→08/08					
3.0 si	200	08/06→08/08					
xDrive 20 d	120	09/08→08/10					
xDrive 20 d	130	09/08→08/10					
xDrive 25 i	160	09/08→08/10					
↓							
















	kW				! #		
BMW - X3 (E83) 01/03→12/11							
Bremsbackensatz, Feststellbremse							
xDrive 30 d	155	09/08→08/10	➔			03.0137-0419.2 650419	Ø 185 x 30
xDrive 30 d	160	09/08→08/10					
xDrive 30 i	200	09/08→08/10					
xDrive 18 d	100	04/09→12/11	➔	→ 08/10		03.0137-0419.2 650419	Ø 185 x 30
xDrive 18 d	105	09/08→12/11					
xDrive 20 i	110	09/08→08/11					
xDrive 35 d	210	09/08→08/11					
Zubehörsatz, Feststellbremsbacken							
2.0 d	110	09/04→08/07	➔			03.0137-9288.2 669288	
2.0 d	130	09/07→08/08					
2.0 i	110	07/05→08/08					
2.5 i	141	03/04→07/06					
2.5 si	160	08/06→08/08					
2.5 si xDrive	155	08/06→08/08					
3.0 d	150	01/04→08/05					
3.0 d	155	09/05→08/08					
3.0 d	160	09/05→08/08					
3.0 i xDrive	170	09/03→07/06					
3.0 sd	210	09/06→08/08					
3.0 si	200	08/06→08/08					
xDrive 20 d	120	09/08→08/10					
xDrive 20 d	130	09/08→08/10					
xDrive 25 i	160	09/08→08/10					
xDrive 30 d	155	09/08→08/10					
xDrive 30 d	160	09/08→08/10					
xDrive 30 i	200	09/08→08/10					
xDrive 18 d	100	04/09→12/11	➔	→ 08/10		03.0137-9288.2 669288	
xDrive 18 d	105	09/08→12/11					
xDrive 20 i	110	09/08→08/11					
xDrive 35 d	210	09/08→08/11					
Seilzug, Feststellbremse							
2.0 d	110	09/04→08/07	➔	<input type="checkbox"/> ; Scheibenbremse		24.3727-0235.2 580235	L= 1.613
2.0 d	130	09/07→08/08	➔				
2.0 i	110	07/05→08/08	➔	<input type="checkbox"/> ; Scheibenbremse		24.3727-0238.2 580238	L= 1.634
2.5 i	141	03/04→07/06					
2.5 si	160	08/06→08/08					
2.5 si xDrive	155	08/06→08/08					
3.0 d	150	01/04→08/05					
3.0 d	155	09/05→08/08					
3.0 d	160	09/05→08/08					
3.0 i xDrive	170	09/03→07/06					
3.0 sd	210	09/06→08/08					
3.0 si	200	08/06→08/08					
xDrive 20 d	120	09/08→08/10					
xDrive 20 d	130	09/08→08/10					
xDrive 25 i	160	09/08→08/10					
xDrive 30 d	155	09/08→08/10					
xDrive 30 d	160	09/08→08/10					
xDrive 30 i	200	09/08→08/10					
xDrive 18 d	100	04/09→12/11	➔	<input type="checkbox"/> ; → 08/10; Scheibenbremse		24.3727-0235.2 580235	L= 1.613
xDrive 18 d	105	09/08→12/11	➔				
xDrive 20 i	110	09/08→08/11	➔	<input type="checkbox"/> ; → 08/10; Scheibenbremse		24.3727-0238.2 580238	L= 1.634
xDrive 35 d	210	09/08→08/11					
BMW - X5 (E53) 01/00→12/06							
Bremsbackensatz, Feststellbremse							
3.0 d	135	04/01→09/03	➔			03.0137-0419.2 650419	Ø 185 x 30
3.0 d	155	10/03→09/06					
3.0 d	160	10/03→09/06					
3.0 i	170	04/00→10/06					
4.4 i	210	01/00→09/03					
4.4 i	235	10/03→10/06					
4.6 is	255	10/01→09/03					
4.8 is	265	04/04→09/06					
Zubehörsatz, Feststellbremsbacken							
3.0 d	135	04/01→09/03	➔			03.0137-9288.2 669288	
3.0 d	155	10/03→09/06					
3.0 d	160	10/03→09/06					
3.0 i	170	04/00→10/06					
4.4 i	210	01/00→09/03					
4.4 i	235	10/03→10/06					
4.6 is	255	10/01→09/03					
4.8 is	265	04/04→09/06					
Seilzug, Feststellbremse							
3.0 d	135	04/01→09/03	➔	⬇; für Linkslenker; Scheibenbremse	2	24.3727-0231.2 580231	L= 1.942
3.0 d	155	10/03→09/06	➔				
↓							
















	kW			 	! #		
BMW - X5 (E53) 01/00→12/06							
 Seilzug, Feststellbremse							
3.0 d	160	10/03→09/06	➔	⏴; für Linkslenker; Scheibenbremse	2	24.3727-0231.2 580231	L= 1.942
3.0 i	170	04/00→10/06					
4.4 i	210	01/00→09/03					
4.4 i	235	10/03→10/06					
4.6 is	255	10/01→09/03					
4.8 is	265	04/04→09/06					
BMW - X5 (E70) 02/06→07/13							
 Bremsbackensatz, Feststellbremse							
3.0 d	155	02/07→09/08	➔			03.0137-0419.2 650419	Ø 185 x 30
3.0 d	173	02/07→09/08					
3.0 sd	210	10/07→09/08					
4.8 i xDrive	261	10/06→09/08					
M	408	07/09→07/13					
xDrive 35 i	225	04/10→07/13					
xDrive 35 i	235	02/12→06/13					
xDrive 40 d	225	09/10→06/13					
xDrive 50 i	300	04/10→07/13					
3.0 si	200	10/06→09/08	➔	01/07→		03.0137-0419.2 650419	Ø 185 x 30
M 50 d	280	08/11→06/13	➔	06/12→		03.0137-0419.2 650419	Ø 185 x 30
xDrive 30 d	155	10/08→07/13	➔	08/09→		03.0137-0419.2 650419	Ø 185 x 30
xDrive 30 d	173	10/08→03/10					
xDrive 30 i	200	10/08→03/10					
xDrive 35 d	210	10/08→07/13					
xDrive 48 i	261	10/08→03/10					
xDrive 30 d	180	04/10→07/13	➔	09/10→		03.0137-0419.2 650419	Ø 185 x 30
Zubehörsatz, Feststellbremsbacken							
3.0 d	155	02/07→09/08	➔			03.0137-9288.2 669288	
3.0 d	173	02/07→09/08					
3.0 sd	210	10/07→09/08					
4.8 i xDrive	261	10/06→09/08					
M	408	07/09→07/13					
xDrive 35 i	225	04/10→07/13					
xDrive 35 i	235	02/12→06/13					
xDrive 40 d	225	09/10→06/13					
xDrive 50 i	300	04/10→07/13					
3.0 si	200	10/06→09/08	➔	01/07→		03.0137-9288.2 669288	
M 50 d	280	08/11→06/13	➔	06/12→		03.0137-9288.2 669288	
xDrive 30 d	155	10/08→07/13	➔	08/09→		03.0137-9288.2 669288	
xDrive 30 d	173	10/08→03/10					
xDrive 30 i	200	10/08→03/10					
xDrive 35 d	210	10/08→07/13					
xDrive 48 i	261	10/08→03/10					
xDrive 30 d	180	04/10→07/13	➔	09/10→		03.0137-9288.2 669288	
BMW - X5 (F15, F85) 08/13→07/18							
 Bremsbackensatz, Feststellbremse							
M	423	12/14→07/18	➔			03.0137-0419.2 650419	Ø 185 x 30
M 50 d	280	12/13→07/18					
sDrive 25 d	155	12/13→07/15					
sDrive 25 d	160	12/13→07/15					
sDrive 25 d	170	08/15→07/18					
xDrive 25 d	155	12/13→07/15					
xDrive 25 d	160	12/13→07/15					
xDrive 25 d	170	08/15→07/18					
xDrive 30 d	183	12/13→07/18					
xDrive 30 d	190	08/13→07/18					
xDrive 30 d	204	08/13→07/18					
xDrive 30 d	210	08/13→07/18					
xDrive 35 i	225	12/13→07/18					
xDrive 35 i	240	12/13→07/18					
xDrive 40 d	230	12/13→07/18					
xDrive 40e	155	08/15→07/18					
xDrive 40e	180	08/15→07/18					
xDrive 40e	205	08/15→07/18					
xDrive 40e	230	08/15→07/18					
xDrive 50 i	330	08/13→07/18					
Zubehörsatz, Feststellbremsbacken							
M	423	12/14→07/18				03.0137-9700.2 669700	
M 50 d	280	12/13→07/18				03.0137-9702.2 669702	
sDrive 25 d	155	12/13→07/15	➔			03.0137-9288.2 669288	
sDrive 25 d	160	12/13→07/15					
sDrive 25 d	170	08/15→07/18					
xDrive 25 d	155	12/13→07/15					
xDrive 25 d	160	12/13→07/15					
↓							

















	kW			 	! #		
BMW - X5 (F15, F85) 08/13→07/18							
Zubehörsatz, Feststellbremsbacken							
xDrive 25 d	170	08/15→07/18				03.0137-9700.2 669700	
xDrive 30 d	183	12/13→07/18				03.0137-9702.2 669702	
xDrive 30 d	190	08/13→07/18					
xDrive 30 d	204	08/13→07/18	➔			03.0137-9288.2 669288	
xDrive 30 d	210	08/13→07/18					
xDrive 35 i	225	12/13→07/18					
xDrive 35 i	240	12/13→07/18					
xDrive 40 d	230	12/13→07/18					
xDrive 40e	155	08/15→07/18					
xDrive 40e	180	08/15→07/18					
xDrive 40e	205	08/15→07/18					
xDrive 40e	230	08/15→07/18					
xDrive 50 i	330	08/13→07/18					
BMW - X6 (E71, E72) 06/07→07/14							
 Bremsbackensatz, Feststellbremse							
ActiveHybrid	357	01/09→10/11		10/10→		03.0137-0419.2 650419	Ø 185 x 30
ActiveHybrid xDrive	300	01/09→10/11					
xDrive 40 d	225	07/09→06/14					
M	408	07/09→07/14		09/09→		03.0137-0419.2 650419	Ø 185 x 30
M 50 d	280	08/11→06/14		06/12→		03.0137-0419.2 650419	Ø 185 x 30
xDrive 30 d	155	04/10→07/14				03.0137-0419.2 650419	Ø 185 x 30
xDrive 35 i	235	07/09→06/14					
xDrive 30 d	173	04/08→03/10		09/08→		03.0137-0419.2 650419	Ø 185 x 30
xDrive 35 d	210	01/08→03/10					
xDrive 35 i	225	01/08→07/14					
xDrive 35 i	240	06/07→03/10					
xDrive 50 i	300	07/08→07/14					
xDrive 50 i	330	10/07→06/14					
xDrive 30 d	180	04/10→07/14		09/10→		03.0137-0419.2 650419	Ø 185 x 30
Zubehörsatz, Feststellbremsbacken							
ActiveHybrid	357	01/09→10/11	➔	10/10→		03.0137-9288.2 669288	
ActiveHybrid xDrive	300	01/09→10/11					
xDrive 40 d	225	07/09→06/14					
M	408	07/09→07/14	➔	09/09→		03.0137-9288.2 669288	
M 50 d	280	08/11→06/14	➔	06/12→		03.0137-9288.2 669288	
xDrive 30 d	155	04/10→07/14	➔			03.0137-9288.2 669288	
xDrive 35 i	235	07/09→06/14					
xDrive 30 d	173	04/08→03/10	➔	09/08→		03.0137-9288.2 669288	
xDrive 35 d	210	01/08→03/10					
xDrive 35 i	225	01/08→07/14					
xDrive 35 i	240	06/07→03/10					
xDrive 50 i	300	07/08→07/14					
xDrive 50 i	330	10/07→06/14					
xDrive 30 d	180	04/10→07/14	➔	09/10→		03.0137-9288.2 669288	
BMW - X6 (F16, F86) 08/14→07/19							
 Bremsbackensatz, Feststellbremse							
M	423	12/14→07/19				03.0137-0419.2 650419	Ø 185 x 30
M 50 d	280	08/14→07/19					
xDrive 30 d	155	08/14→07/19					
xDrive 30 d	183	12/14→07/19					
xDrive 30 d	190	08/14→07/19					
xDrive 30 d	204	08/14→07/19					
xDrive 35 i	225	08/14→07/19					
xDrive 35 i	240	08/14→07/19					
xDrive 40 d	230	12/14→07/19					
xDrive 50 i	330	08/14→07/19					
Zubehörsatz, Feststellbremsbacken							
M	423	12/14→07/19				03.0137-9288.2 669288	
M 50 d	280	08/14→07/19				03.0137-9700.2 669700	
xDrive 30 d	155	08/14→07/19				03.0137-9702.2 669702	
xDrive 30 d	183	12/14→07/19					
xDrive 30 d	190	08/14→07/19					
xDrive 30 d	204	08/14→07/19					
xDrive 35 i	225	08/14→07/19					
xDrive 35 i	240	08/14→07/19					
xDrive 40 d	230	12/14→07/19					
xDrive 50 i	330	08/14→07/19					
BMW - Z3 Coupe (E36) 04/97→06/03							
 Bremsbackensatz, Feststellbremse							
2.8 i	142	07/97→06/00	➔			03.0137-0248.2 650248	Ø 161 x 25
↓							

















	kw					! #		
BMW - Z3 Coupe (E36) 04/97→06/03								
 Bremsbackensatz, Feststellbremse								
3.0 i	170	06/00→06/03	➡	→ 12/02			03.0137-0248.2 650248	Ø 161 x 25
M	236	02/98→06/01	➡				03.0137-0150.2 650150	Ø 180 x 25
M 3.2	176	02/98→06/00						
M	239	06/01→06/03	➡	→ 12/02			03.0137-0150.2 650150	Ø 180 x 25
Zubehörsatz, Feststellbremsbacken								
2.8 i	142	07/97→06/00	➡				03.0137-9148.2 669148	
3.0 i	170	06/00→06/03	➡	→ 12/02			03.0137-9148.2 669148	
M	236	02/98→06/01	➡				03.0137-9062.2 669062	
M 3.2	176	02/98→06/00						
M	239	06/01→06/03	➡	→ 12/02			03.0137-9062.2 669062	
 Seilzug, Feststellbremse								
2.8 i	142	07/97→06/00	➡	⬇; Scheibenbremse	2	24.3727-0229.2 580229		L= 1.283
M 3.2	176	02/98→06/00						
3.0 i	170	06/00→06/03	➡	⬇; → 12/00; Scheibenbremse	2	24.3727-0229.2 580229		L= 1.283
M	236	02/98→06/01						
BMW - Z3 Roadster (E36) 10/95→01/03								
 Bremsbackensatz, Feststellbremse								
1.8 i	85	10/95→10/98	➡				03.0137-0248.2 650248	Ø 161 x 25
1.9 i	103	11/95→03/99						
2.2 i	125	10/00→06/02						
1.9 i	85	01/99→01/03	➡	→ 12/02			03.0137-0248.2 650248	Ø 161 x 25
1.9 i	87	07/98→01/03						
3.0 i	170	06/00→01/03						
2.0 i	110	04/99→01/03	➡	→ 08/00			03.0137-0248.2 650248	Ø 161 x 25
2.2 i	120	08/00→01/03	➡	10/00→ 12/02			03.0137-0248.2 650248	Ø 161 x 25
2.8 i	142	11/96→05/00	➡	05/97→			03.0137-0248.2 650248	Ø 161 x 25
M 3.2	179	02/98→06/00	➡				03.0137-0150.2 650150	Ø 180 x 25
M 3.2	236	01/97→06/00						
M 3.2	239	06/01→01/03	➡	→ 12/02			03.0137-0150.2 650150	Ø 180 x 25
Zubehörsatz, Feststellbremsbacken								
1.8 i	85	10/95→10/98	➡				03.0137-9148.2 669148	
1.9 i	103	11/95→03/99						
2.2 i	125	10/00→06/02						
1.9 i	85	01/99→01/03	➡	→ 12/02			03.0137-9148.2 669148	
1.9 i	87	07/98→01/03						
3.0 i	170	06/00→01/03						
2.0 i	110	04/99→01/03	➡	→ 08/00			03.0137-9148.2 669148	
2.2 i	120	08/00→01/03	➡	10/00→ 12/02			03.0137-9148.2 669148	
2.8 i	142	11/96→05/00	➡	05/97→			03.0137-9148.2 669148	
M 3.2	179	02/98→06/00	➡				03.0137-9062.2 669062	
M 3.2	236	01/97→06/00						
M 3.2	239	06/01→01/03	➡	→ 12/02			03.0137-9062.2 669062	
 Seilzug, Feststellbremse								
1.8 i	85	10/95→10/98	➡	⬇; Scheibenbremse	2	24.3727-0228.2 580228		L= 1.255
1.9 i	85	01/99→01/03	➡	⬇; → 12/02; Motorcode: M44; Scheibenbremse	2	24.3727-0228.2 580228		L= 1.255
1.9 i	87	07/98→01/03	➡	⬇; → 12/02; Motorcode: M43; Scheibenbremse	2	24.3727-0229.2 580229		L= 1.283
1.9 i	103	11/95→03/99	➡	⬇; Motorcode: M44; Scheibenbremse	2	24.3727-0228.2 580228		L= 1.255
			➡	⬇; Motorcode: M43; Scheibenbremse	2	24.3727-0229.2 580229		L= 1.283
2.0 i	110	04/99→01/03	➡	⬇; → 08/00; Scheibenbremse	2	24.3727-0229.2 580229		L= 1.283
2.2 i	120	08/00→01/03	➡	⬇; 10/00→ 12/00; Scheibenbremse	2	24.3727-0229.2 580229		L= 1.283
2.2 i	125	10/00→06/02	➡	⬇; → 12/00; Scheibenbremse	2	24.3727-0229.2 580229		L= 1.283
3.0 i	170	06/00→01/03						
2.8 i	142	11/96→05/00	➡	⬇; 05/97→; Scheibenbremse	2	24.3727-0229.2 580229		L= 1.283
M 3.2	179	02/98→06/00	➡	⬇; Scheibenbremse	2	24.3727-0229.2 580229		L= 1.283
M 3.2	236	01/97→06/00						
BMW - Z4 Coupe (E86) 03/06→01/09								
 Bremsbackensatz, Feststellbremse								
3.0 si	195	04/06→08/08	➡				03.0137-0379.2 650379	Ø 161 x 20
↓								















	kW			 	! #		
BMW - Z4 Coupe (E86) 03/06→01/09							
 Bremsbackensatz, Feststellbremse							
M	252	04/06→08/08	➔			03.0137-0419.2 650419	Ø 185 x 30
Zubehörsatz, Feststellbremsbacken							
3.0 si	195	04/06→08/08				03.0137-9701.2 669701 03.0137-9702.2 669702	
			➔			03.0137-9265.2 669265	
M	252	04/06→08/08				03.0137-9288.2 669288	
BMW - Z4 Roadster (E85) 09/02→12/09							
 Bremsbackensatz, Feststellbremse							
2.0 i	110	03/05→02/09	➔	04/05→ 12/08		03.0137-0379.2 650379	Ø 161 x 20
2.2 i	125	10/03→10/05	➔			03.0137-0379.2 650379	Ø 161 x 20
2.5 i	141	02/03→12/05					
2.5 si	160	01/06→08/08					
3.0 i	170	09/02→12/05					
3.0 si	195	01/06→08/08					
2.5 i	130	09/05→02/09	➔	01/06→ 12/08		03.0137-0379.2 650379	Ø 161 x 20
2.5 si	155	09/05→02/09					
M	252	01/06→08/08	➔			03.0137-0419.2 650419	Ø 185 x 30
Zubehörsatz, Feststellbremsbacken							
2.0 i	110	03/05→02/09		04/05→ 12/08		03.0137-9701.2 669701 03.0137-9702.2 669702	
			➔	04/05→ 12/08		03.0137-9265.2 669265	
2.2 i	125	10/03→10/05				03.0137-9701.2 669701	
2.5 i	141	02/03→12/05				03.0137-9702.2 669702	
2.5 si	160	01/06→08/08					
3.0 i	170	09/02→12/05	➔			03.0137-9265.2 669265	
3.0 si	195	01/06→08/08					
2.5 i	130	09/05→02/09		01/06→ 12/08		03.0137-9701.2 669701	
2.5 si	155	09/05→02/09	➔	01/06→ 12/08		03.0137-9702.2 669702 03.0137-9265.2 669265	
M	252	01/06→08/08				03.0137-9288.2 669288	
BMW - Z8 Roadster (E52) 06/00→06/03							
 Bremsbackensatz, Feststellbremse							
4.9	294	06/00→06/03	➔			03.0137-0150.2 650150	Ø 180 x 25
Zubehörsatz, Feststellbremsbacken							
4.9	294	06/00→06/03	➔			03.0137-9062.2 669062	
CHEVROLET - AVEO / KALOS Schrägheck (T200) 02/03→05/08							
 Radbremszylinder							
1.2	53	01/04→05/08	➔			24.3219-1767.3 020552	Ø 19,05 GG
1.4	61	03/05→05/08					
1.4 16V	69	05/03→05/08					
Zubehörsatz, Bremsbacken							
1.2	53	01/04→05/08	➔			03.0137-9167.2 669167	
1.4	61	03/05→05/08					
1.4 16V	69	05/03→05/08					
 Bremsbackensatz							
1.2	53	01/04→05/08	➔			03.0137-0472.2 650472	Ø 200 x 36 + HEB
1.4	61	03/05→05/08				03.0520-6619.3 696619	Ø 200 x 36 Ø 19,05 + RZ / + Zub TopKit
1.4 16V	69	05/03→05/08					
CHEVROLET - AVEO / KALOS Schrägheck (T250, T255) 06/06→							
 Radbremszylinder							
1.2	55	04/08→	➔	→ 07/11		24.3219-1767.3 020552	Ø 19,05 GG
1.2	62	04/08→					
1.2 LPG	62	04/08→12/11					
1.4	74	04/08→					
Zubehörsatz, Bremsbacken							
1.2	55	04/08→	➔	→ 07/11		03.0137-9167.2 669167	
1.2	62	04/08→					
1.2 LPG	62	04/08→12/11					
↓							


















	kw					! #		
CHEVROLET - AVEO / KALOS Schrägheck (T250, T255) 06/06→								
Zubehörsatz, Bremsbacken								
1.4	74	04/08→	➔	→ 07/11			03.0137-9167.2 669167	
 Bremstrommel								
1.2	55	04/08→	➔	→ 07/11			24.0220-0048.1 480318	Ø 200,0 x 40,5 / 201
1.2	62	04/08→						
1.2 LPG	62	04/08→12/11						
1.4	74	04/08→						
 Bremsbackensatz								
1.2	55	04/08→	➔	→ 07/11			03.0137-0472.2 650472	Ø 200 x 36 + HEB
1.2	62	04/08→					03.0520-6619.3 696619	Ø 200 x 36 Ø 19,05 + RZ / + Zub TopKit
1.2 LPG	62	04/08→12/11						
1.4	74	04/08→						
CHEVROLET - AVEO / KALOS Stufenheck (T250, T255) 03/05→								
 Radbremszylinder								
1.2	53	03/05→12/07	➔				24.3219-1767.3 020552	Ø 19,05 GG
1.4	69	03/05→12/07						
1.2	55	01/08→	➔	→ 07/11			24.3219-1767.3 020552	Ø 19,05 GG
1.2	62	01/08→						
1.2 LPG	62	01/09→						
1.4	74	09/08→						
1.4	61	03/05→	➔	→ 05/08			24.3219-1767.3 020552	Ø 19,05 GG
Zubehörsatz, Bremsbacken								
1.2	53	03/05→12/07	➔				03.0137-9167.2 669167	
1.4	69	03/05→12/07						
1.2	55	01/08→	➔	→ 07/11			03.0137-9167.2 669167	
1.2	62	01/08→						
1.2 LPG	62	01/09→						
1.4	74	09/08→						
1.4	61	03/05→	➔	→ 05/08			03.0137-9167.2 669167	
 Bremstrommel								
1.2	55	01/08→	➔	→ 07/11			24.0220-0048.1 480318	Ø 200,0 x 40,5 / 201
1.2	62	01/08→						
1.2 LPG	62	01/09→						
1.4	74	09/08→						
 Bremsbackensatz								
1.2	53	03/05→12/07	➔				03.0137-0472.2 650472	Ø 200 x 36 + HEB
1.4	69	03/05→12/07					03.0520-6619.3 696619	Ø 200 x 36 Ø 19,05 + RZ / + Zub TopKit
1.2	55	01/08→	➔	→ 07/11			03.0137-0472.2 650472	Ø 200 x 36 + HEB
1.2	62	01/08→					03.0520-6619.3 696619	Ø 200 x 36 Ø 19,05 + RZ / + Zub TopKit
1.2 LPG	62	01/09→						
1.4	74	09/08→						
1.4	61	03/05→	➔	→ 05/08			03.0137-0472.2 650472	Ø 200 x 36 + HEB
							03.0520-6619.3 696619	Ø 200 x 36 Ø 19,05 + RZ / + Zub TopKit
CHEVROLET - AVEO Schrägheck (T300) 03/11→								
 Radbremszylinder								
1.2	51	03/11→	➔	passend für Felgenreöße [Zoll]: 14			24.3219-1766.3 020555	Ø 19,05 ALU
1.2	63	03/11→						
1.2 LPG	63	11/12→12/15	➔	passend für Felgenreöße [Zoll]: 15			24.3220-1742.3 020549	Ø 20,64 ALU
1.3 D	55	07/11→						
1.3 D	70	07/11→						
1.4	74	03/11→						
1.6	85	03/11→						
 Bremsbackensatz								
1.2	51	03/11→	➔	passend für Felgenreöße [Zoll]: 14			03.0137-0514.2 650514	Ø 200 x 36 + HEB
1.2	63	03/11→						
1.2 LPG	63	11/12→12/15	➔	passend für Felgenreöße [Zoll]: 15			03.0137-0515.2 650515	Ø 230 x 41 + HEB
1.3 D	55	07/11→						
1.3 D	70	07/11→						
1.4	74	03/11→						
1.6	85	03/11→						
 Seilzug, Feststellbremse								
1.2	51	03/11→	➔	⚠; → 12/11; Trommelbremse	2		24.3727-2903.2 582903	L= 1.390 L2= 1.390
1.2	63	03/11→						
1.3 D	55	07/11→						
↓								




















	kw			 	! #		
CHEVROLET - AVEO Schrägheck (T300) 03/11→							
 Seilzug, Feststellbremse							
1.3 D 1.4 1.6	70 74 85	07/11→ 03/11→ 03/11→	➔	☒; → 12/11; Trommelbremse	2	24.3727-2903.2 582903	L= 1.390 L2= 1.390
CHEVROLET - AVEO Stufenheck (T300) 03/11→							
 Radbremszylinder							
1.2 1.2 1.2 LPG 1.3 D 1.3 D 1.4 1.6	51 63 63 55 70 74 85	03/11→ 03/11→ 11/12→12/15 07/11→ 07/11→ 07/11→ 03/11→	➔	passend für Felgengröße [Zoll]: 14		24.3219-1766.3 020555	Ø 19,05 ALU
			➔	passend für Felgengröße [Zoll]: 15		24.3220-1742.3 020549	Ø 20,64 ALU
 Bremsbackensatz							
1.2 1.2 1.2 LPG 1.3 D 1.3 D 1.4 1.6	51 63 63 55 70 74 85	03/11→ 03/11→ 11/12→12/15 07/11→ 07/11→ 07/11→ 03/11→	➔	passend für Felgengröße [Zoll]: 14		03.0137-0514.2 650514	Ø 200 x 36 + HEB
			➔	passend für Felgengröße [Zoll]: 15		03.0137-0515.2 650515	Ø 230 x 41 + HEB
 Seilzug, Feststellbremse							
1.2 1.2 1.3 D 1.3 D 1.4 1.6	51 63 55 70 74 85	03/11→ 03/11→ 07/11→ 07/11→ 07/11→ 03/11→	➔	☒; → 12/11; Trommelbremse	2	24.3727-2903.2 582903	L= 1.390 L2= 1.390
CHEVROLET - CAPTIVA (C100, C140) 06/06→							
 Bremsbackensatz, Feststellbremse							
2.0 D 2.0 D 2.0 D 2.0 D 4WD 2.0 D 4WD 2.2 D 2.2 D 4WD 2.2 D 4WD 2.4 2.4 2.4 4WD 2.4 4WD 2.4 LPG 2.4 LPG 4WD 3.0 4WD 3.2 4WD	93 110 120 93 110 120 120 135 100 123 100 123 100 100 190 169	10/06→ 09/07→ 01/11→ 10/06→ 10/06→ 03/11→ 03/11→ 03/11→ 06/06→ 03/11→ 06/06→ 03/11→ 01/07→ 01/07→ 11/10→09/18 06/06→	➔			03.0137-3011.2 653011	Ø 188 x 26 - HEB
CHEVROLET - CRUZE (J300) 05/09→							
 Seilzug, Feststellbremse							
1.6 1.6 1.6 1.8 2.0 CDI 2.0 CDI	80 83 91 104 92 110	05/09→ 05/09→ 05/09→ 05/09→ 05/09→05/11 05/09→	➔	☐		24.3727-0794.2 580794	L= 1.812
			➔	☐		24.3727-0795.2 580795	L= 1.814
			➔	☒; Scheibenbremse	1	24.3727-0798.2 580798	L= 1.798
CHEVROLET - CRUZE Schrägheck (J305) 12/10→							
 Seilzug, Feststellbremse							
1.6 1.6 1.8	86 91 104	12/12→ 06/11→ 06/11→	➔	☐		24.3727-0794.2 580794	L= 1.812
			➔	☐		24.3727-0795.2 580795	L= 1.814
			➔	☒; Scheibenbremse	1	24.3727-0798.2 580798	L= 1.798
CHEVROLET - CRUZE Station Wagon (J308) 08/12→							
 Seilzug, Feststellbremse							
1.6 1.6 1.8	86 91 104	12/12→ 08/12→ 08/12→	➔	☐		24.3727-0794.2 580794	L= 1.812
			➔	☐		24.3727-0795.2 580795	L= 1.814
			➔	☒; Scheibenbremse	1	24.3727-0798.2 580798	L= 1.798












	kW			 	! #		
CHEVROLET - EPICA (KL1_) 01/05→							
 Bremsbackensatz, Feststellbremse							
2.0	94	01/05→12/06				03.0137-3036.2 653036	Ø 168 x 26 + HEB
2.0	98	01/05→12/06					
2.0	105	06/06→		→ 12/10		03.0137-3036.2 653036	Ø 168 x 26 + HEB
2.0 D	110	01/07→					
2.5	115	06/06→12/11					
CHEVROLET - EVANDA 03/05→							
 Bremsbackensatz, Feststellbremse							
2.0	96	03/05→	➡	→ 12/06		03.0137-3036.2 653036	Ø 168 x 26 + HEB
CHEVROLET - LACETTI (J200) 03/03→							
 Bremsbackensatz, Feststellbremse							
1.4 16V	70	03/05→		→ 12/10		03.0137-3036.2 653036	Ø 168 x 26 + HEB
1.6	80	03/05→					
1.8	89	08/05→					
1.8	90	03/05→					
2.0 D	89	01/07→					
CHEVROLET - MATIZ (M200, M250) 03/05→							
 Radbremszylinder							
0.8	38	03/05→12/13	➡	→ 12/10		24.3217-1712.3 020475	Ø 17,46 GG
1.0	49	03/05→					
0.8 LPG	38	03/05→	➡			24.3217-1712.3 020475	Ø 17,46 GG
1.0	47	03/05→12/07					
1.0 LPG	49	03/05→03/11					
Zubehörsatz, Bremsbacken							
0.8	38	03/05→12/13	➡	→ 12/10		03.0137-9260.2 669260	
1.0	49	03/05→					
0.8 LPG	38	03/05→	➡			03.0137-9260.2 669260	
1.0	47	03/05→12/07					
1.0 LPG	49	03/05→03/11					
 Bremstrommel							
0.8	38	03/05→12/13	➡	→ 12/10		24.0218-0035.1 480146	Ø 180,0 x 40 / 182 - RLG / - ABS Ring
1.0	49	03/05→					
0.8 LPG	38	03/05→	➡			24.0218-0035.1 480146	Ø 180,0 x 40 / 182 - RLG / - ABS Ring
1.0	47	03/05→12/07					
1.0 LPG	49	03/05→03/11					
 Bremsbackensatz							
0.8	38	03/05→12/13	➡	→ 12/10		03.0137-0363.2 650363	Ø 180 x 31 + HEB
1.0	49	03/05→				03.0520-4017.3 694017	Ø 180 x 31 Ø 17,46 + RZ / + Zub TopKit
0.8 LPG	38	03/05→	➡			03.0137-0363.2 650363	Ø 180 x 31 + HEB
1.0	47	03/05→12/07				03.0520-4017.3 694017	Ø 180 x 31 Ø 17,46 + RZ / + Zub TopKit
1.0 LPG	49	03/05→03/11					
CHEVROLET - NUBIRA Kombi 01/05→12/11							
 Radbremszylinder							
1.6	80	03/05→12/11	➡	→ 12/10		24.3220-1719.3 020448	Ø 20,64 ALU
1.8	89	08/05→12/11					
2.0 D	89	01/07→12/11					
1.8	90	03/05→12/09	➡			24.3220-1719.3 020448	Ø 20,64 ALU
Zubehörsatz, Bremsbacken							
1.6	80	03/05→12/11	➡	→ 12/10		03.0137-9167.2 669167	
1.8	89	08/05→12/11					
2.0 D	89	01/07→12/11					
1.8	90	03/05→12/09	➡			03.0137-9167.2 669167	
 Bremstrommel							
1.6	80	03/05→12/11	➡	→ 12/10		24.0220-0001.2 480013	Ø 200,0 x 53,5 / 201,3
1.8	89	08/05→12/11					
2.0 D	89	01/07→12/11					
1.8	90	03/05→12/09	➡			24.0220-0001.2 480013	Ø 200,0 x 53,5 / 201,3
 Bremsbackensatz							
1.6	80	03/05→12/11	➡	→ 12/10		03.0137-0267.2 650267	Ø 200 x 46 + HEB
1.8	89	08/05→12/11					
↓							







	kw					! #		
CHEVROLET - NUBIRA Kombi 01/05→12/11								
 Bremsbackensatz								
2.0 D	89	01/07→12/11	➔	→ 12/10			03.0520-8320.3 698320	TRW Ø 200 x 46 Ø 20,64 + RZ / + Zub TopKit
1.8	90	03/05→12/09	➔				03.0137-0267.2 650267 03.0520-8320.3 698320	Ø 200 x 46 + HEB TRW Ø 200 x 46 Ø 20,64 + RZ / + Zub TopKit
 Bremsbackensatz, Feststellbremse								
1.6	80	03/05→12/11		→ 12/10			03.0137-3036.2 653036	Ø 168 x 26 + HEB
1.8	89	08/05→12/11						
2.0 D	89	01/07→12/11						
1.8	90	03/05→12/09					03.0137-3036.2 653036	Ø 168 x 26 + HEB
CHEVROLET - NUBIRA Stufenheck 01/05→12/11								
 Radbremszylinder								
1.4	70	01/06→12/08	➔				24.3220-1719.3 020448	Ø 20,64 ALU
1.8	89	01/06→09/07						
1.8	90	03/05→12/09						
1.6	80	03/05→12/11	➔	→ 12/10			24.3220-1719.3 020448	Ø 20,64 ALU
2.0 D	89	01/05→12/11						
Zubehörsatz, Bremsbacken								
1.4	70	01/06→12/08	➔				03.0137-9167.2 669167	
1.8	89	01/06→09/07						
1.8	90	03/05→12/09						
1.6	80	03/05→12/11	➔	→ 12/10			03.0137-9167.2 669167	
2.0 D	89	01/05→12/11						
 Bremstrommel								
1.4	70	01/06→12/08	➔				24.0220-0001.2 480013	Ø 200,0 x 53,5 / 201,3
1.8	89	01/06→09/07						
1.8	90	03/05→12/09						
1.6	80	03/05→12/11	➔	→ 12/10			24.0220-0001.2 480013	Ø 200,0 x 53,5 / 201,3
2.0 D	89	01/05→12/11						
 Bremsbackensatz								
1.4	70	01/06→12/08	➔				03.0137-0267.2 650267	Ø 200 x 46 + HEB
1.8	89	01/06→09/07					03.0520-8320.3 698320	TRW Ø 200 x 46 Ø 20,64 + RZ / + Zub TopKit
1.8	90	03/05→12/09						
1.6	80	03/05→12/11	➔	→ 12/10			03.0137-0267.2 650267	Ø 200 x 46 + HEB
2.0 D	89	01/05→12/11					03.0520-8320.3 698320	TRW Ø 200 x 46 Ø 20,64 + RZ / + Zub TopKit
 Bremsbackensatz, Feststellbremse								
1.4	70	01/06→12/08					03.0137-3036.2 653036	Ø 168 x 26 + HEB
1.8	89	01/06→09/07						
1.8	90	03/05→12/09						
1.6	80	03/05→12/11		→ 12/10			03.0137-3036.2 653036	Ø 168 x 26 + HEB
2.0 D	89	01/05→12/11						
CHEVROLET - REZZO Großraumlimousine (U100) 03/05→								
 Radbremszylinder								
1.6	77	03/05→	➔	→ 05/09			24.3220-1747.3 020583	Ø 20,64 GG
1.6	79	08/05→						
2.0	89	03/05→						
2.0	90	08/05→						
CHEVROLET - SPARK 05/05→								
 Radbremszylinder								
0.8	37	05/05→02/10	➔				24.3217-1712.3 020475	Ø 17,46 GG
1.0 SX	46	05/05→	➔	→ 02/10			24.3217-1712.3 020475	Ø 17,46 GG
Zubehörsatz, Bremsbacken								
0.8	37	05/05→02/10	➔				03.0137-9260.2 669260	
1.0 SX	46	05/05→	➔	→ 02/10			03.0137-9260.2 669260	
 Bremsbackensatz								
0.8	37	05/05→02/10	➔				03.0137-0363.2 650363 03.0520-4017.3 694017	Ø 180 x 31 + HEB Ø 180 x 31 Ø 17,46 + RZ / + Zub TopKit
1.0 SX	46	05/05→	➔	→ 02/10			03.0137-0363.2 650363	Ø 180 x 31 + HEB
↓								











	kw			 	! #		
CHEVROLET - SPARK 05/05→							
 Bremsbackensatz							
1.0 SX	46	05/05→	→	→ 02/10		03.0520-4017.3 694017	Ø 180 x 31 Ø 17,46 + RZ / + Zub TopKit
CHEVROLET - SPARK (M300) 12/09→							
 Radbremszylinder							
1.0	50	03/10→	→	→ 03/12		24.3219-1767.3 020552	Ø 19,05 GG
1.0 LPG	50	03/10→					
1.2	60	03/10→	→	04/12→		24.3220-1753.3 020598	Ø 20,64 GG
1.2 LPG	60	03/10→					
Zubehörsatz, Bremsbacken							
1.0	50	03/10→	→			03.0137-9314.2 669314	
1.0 LPG	50	03/10→					
1.2	60	03/10→					
1.2 LPG	60	03/10→					
 Bremstrommel							
1.0	50	03/10→	→			24.0220-0048.1 480318	Ø 200,0 x 40,5 / 201
1.0 LPG	50	03/10→					
1.2	60	03/10→					
1.2 LPG	60	03/10→					
 Bremsbackensatz							
1.0	50	03/10→	→			03.0137-0472.2 650472	Ø 200 x 36 + HEB
1.0 LPG	50	03/10→					
1.2	60	03/10→	→	→ 03/12		03.0520-6619.3 696619	Ø 200 x 36 Ø 19,05 + RZ / + Zub TopKit
1.2 LPG	60	03/10→	→	04/12→		03.0520-9820.3 690108	Ø 200 x 36 Ø 20,64 + RZ / + Zub TopKit
CHRYSLER - 300 C (LX, LE) 09/04→							
 Bremsbackensatz, Feststellbremse							
2.7	130	01/07→11/12	→			03.0137-4014.2 654014	Ø 183 x 31 + Zub
2.7	142	09/04→11/12					
3.0 CRD	160	09/05→11/12					
3.0 V6 CRD	155	11/10→11/12					
3.5	183	09/04→11/12					
5.7	250	09/04→12/08					
6.1 SRT8	317	06/05→11/12					
Zubehörsatz, Feststellbremsbacken							
2.7	130	01/07→11/12	→			03.0137-9269.2 669269	
2.7	142	09/04→11/12					
3.0 CRD	160	09/05→11/12					
3.0 V6 CRD	155	11/10→11/12					
3.5	183	09/04→11/12					
5.7	250	09/04→12/08					
6.1 SRT8	317	06/05→11/12					
CHRYSLER - 300 C Touring (LX, LE) 09/04→12/10							
 Bremsbackensatz, Feststellbremse							
2.7	130	01/07→12/10				03.0137-4014.2 654014	Ø 183 x 31 + Zub
2.7	142	09/04→12/10					
3.0 CRD	160	09/05→12/10					
3.5	183	09/04→12/10					
3.5 AWD	183	09/04→12/10					
5.7	250	09/04→12/10					
5.7 AWD	250	04/05→12/10					
6.1 SRT8	317	06/05→12/10					
Zubehörsatz, Feststellbremsbacken							
2.7	130	01/07→12/10				03.0137-9269.2 669269	
2.7	142	09/04→12/10					
3.0 CRD	160	09/05→12/10					
3.5	183	09/04→12/10					
3.5 AWD	183	09/04→12/10					
5.7	250	09/04→12/10					
5.7 AWD	250	04/05→12/10					
6.1 SRT8	317	06/05→12/10					
CHRYSLER - CROSSFIRE 07/03→12/08							
 Bremsbackensatz, Feststellbremse							
3.2	160	07/03→12/08	→	→ 01/08		03.0137-4013.2 654013	Ø 164 x 20 + Zub
SRT-6	246	09/04→12/07	→	→ 08/06		03.0137-4013.2 654013	Ø 164 x 20 + Zub











	kW					! #		
CHRYSLER - CROSSFIRE Roadster 05/04→12/08								
 Bremsbackensatz, Feststellbremse								
3.2	160	05/04→12/08	➡		→ 01/08		03.0137-4013.2 654013	Ø 164 x 20 + Zub
SRT-6	246	09/04→12/06	➡		→ 08/06		03.0137-4013.2 654013	Ø 164 x 20 + Zub
CHRYSLER - PT CRUISER (PT_) 06/00→12/10								
 Bremsbackensatz, Feststellbremse								
1.6	85	11/01→12/10			→ 09/10; + ABS		03.0137-3018.2 653018	Ø 172 x 22 - HEB
2.0	100	10/04→12/10			→ 09/10		03.0137-3018.2 653018	Ø 172 x 22 - HEB
2.2 CRD	89	03/02→12/10						
2.2 CRD	110	08/05→12/10						
2.4	105	08/05→12/10						
2.4	110	06/00→12/10						
GT 2.4	164	08/03→12/10						
2.0	104	06/00→09/04					03.0137-3018.2 653018	Ø 172 x 22 - HEB
CHRYSLER - PT CRUISER Cabriolet 06/00→12/10								
 Bremsbackensatz, Feststellbremse								
2.4	105	03/04→03/08					03.0137-3018.2 653018	Ø 172 x 22 - HEB
2.4 GT	164	03/04→03/08						
CHRYSLER - SEBRING (JR) 09/00→06/07								
 Bremsbackensatz, Feststellbremse								
2.0	104	04/01→06/07					03.0137-3018.2 653018	Ø 172 x 22 - HEB
2.4	105	04/01→06/07						
2.4	112	04/01→06/07						
2.7 V6 24V	149	04/01→06/07						
CHRYSLER - SEBRING (JS) 09/06→12/10								
 Bremsbackensatz, Feststellbremse								
2.0 CRD	103	07/07→12/10			+ ABS		03.0137-3023.2 653023	Ø 170 x 32 - HEB
2.0 VVT	115	07/07→12/10						
2.7	138	07/07→12/10						
2.7 VVT	137	07/07→09/10						
CHRYSLER - SEBRING Cabriolet (JR) 04/01→06/07								
 Bremsbackensatz, Feststellbremse								
2.0	104	04/01→06/07					03.0137-3018.2 653018	Ø 172 x 22 - HEB
2.4	112	04/01→06/07						
2.7 V6 24V	149	04/01→06/07						
CHRYSLER - SEBRING Cabriolet (JS) 05/07→12/10								
 Bremsbackensatz, Feststellbremse								
2.0 CRD	103	07/07→12/10			+ ABS		03.0137-3023.2 653023	Ø 170 x 32 - HEB
2.4 VVT	125	07/07→12/10						
2.7	137	07/07→12/10						
CHRYSLER - VOYAGER / GRAND VOYAGER III (GS) 01/95→03/01								
 Bremsbackensatz, Feststellbremse								
3.8 i AWD	131	01/95→03/01					03.0137-3037.2 653037	Ø 180 x 30 - HEB
CHRYSLER - VOYAGER IV (RG, RS) 09/99→12/08								
 Bremsbackensatz, Feststellbremse								
2.4	108	02/00→12/08					03.0137-3037.2 653037	Ø 180 x 30 - HEB
2.5 CRD	88	08/05→12/08						
2.5 CRD	105	02/00→12/08						
2.8 CRD	110	06/04→12/08						
3.3	128	02/00→12/08						
3.3 AWD	128	02/00→12/08						
3.8	160	02/00→12/08						
3.8 AWD	160	02/00→12/08						
CITROËN - AX (ZA-) 07/86→12/98								
 Radbremszylinder								
1.4 GTi	66	08/91→12/96	➡		☐; - ABS		24.3219-1609.3 020319	Ø 19,05 GG
1.4 GTi	69	06/91→12/96	➡		☐; - ABS		24.3219-1610.3 020320	Ø 19,05 GG
			➡		+ ABS		24.3220-1117.3 020314	Ø 20,64 GG
10	33	07/86→12/98	➡		für Fahrzeuge mit Bremskraftregler	2	24.3219-1119.3 020333	Ø 19,05 GG
			➡		☐; für Fahrzeuge mit Bremskraftregler		24.3219-1603.3 020200	Ø 19,05 GG
↓								

















	kW			 	! #			
CITROËN - AX (ZA-) 07/86→12/98								
 Radbremszylinder								
10	33	07/86→12/98	➔	 ; für Fahrzeuge mit Bremskraftregler		24.3219-1604.3 020201	Ø 19,05 GG	
10	37	02/87→12/98	➔	07/92→; für Fahrzeuge mit Bremskraftregler	2	24.3219-1119.3 020333	Ø 19,05 GG	
				 ; 07/92→; für Fahrzeuge mit Bremskraftregler		24.3219-1603.3 020200	Ø 19,05 GG	
				 ; 07/92→; für Fahrzeuge mit Bremskraftregler		24.3219-1604.3 020201	Ø 19,05 GG	
11	44	09/86→12/97	➔	10/89→	2	24.3219-1119.3 020333	Ø 19,05 GG	
				 ; 10/89→		24.3219-1603.3 020200	Ø 19,05 GG	
				 ; 10/89→		24.3219-1604.3 020201	Ø 19,05 GG	
14 (ZA)	55	04/87→04/97	➔	 ; 03/89→ 12/96		24.3219-1609.3 020319	Ø 19,05 GG	
				 ; 03/89→ 12/96		24.3219-1610.3 020320	Ø 19,05 GG	
14 D	37	08/91→12/97	➔		2	24.3219-1119.3 020333	Ø 19,05 GG	
15 D	40	08/94→12/97				24.3219-1603.3 020200	Ø 19,05 GG	
						24.3219-1604.3 020201	Ø 19,05 GG	
Zubehörsatz, Bremsbacken								
1.4 GTi	66	08/91→12/96	➔			03.0137-9055.2 669055	BDX	
1.4 GTi	69	06/91→12/96						
10	33	07/86→12/98	➔			03.0137-9079.2 669079		
14 D	37	08/91→12/97						
15 D	40	08/94→12/97						
10	37	02/87→12/98	➔	07/92→		03.0137-9079.2 669079		
11	44	09/86→12/97	➔	10/89→		03.0137-9079.2 669079		
14 (ZA)	55	04/87→04/97	➔	03/89→ 12/96		03.0137-9055.2 669055	BDX	
14 4x4	55	08/91→12/96	➔			03.0137-9125.2 669125	BDX	
 Bremstrommel								
1.4 GTi	66	08/91→12/96	➔			24.0218-0020.1 480074	Ø 180,0 x 46 / 181 - RLG / - ABS Ring	
1.4 GTi	69	06/91→12/96					24.0218-0720.2 480205	Ø 180,0 x 46 / 181 + RLG / - ABS Ring
10	33	07/86→12/98	➔			24.0216-5001.1 480001	Ø 165,0 x 38,5 / 166 - RLG	
14 D	37	08/91→12/97					24.0216-5701.2 480212	Ø 165,0 x 38,5 / 166 + RLG
15 D	40	08/94→12/97						
10	37	02/87→12/98	➔	07/92→		24.0216-5001.1 480001	Ø 165,0 x 38,5 / 166 - RLG	
						24.0216-5701.2 480212	Ø 165,0 x 38,5 / 166 + RLG	
11	44	09/86→12/97	➔	10/89→		24.0216-5001.1 480001	Ø 165,0 x 38,5 / 166 - RLG	
						24.0216-5701.2 480212	Ø 165,0 x 38,5 / 166 + RLG	
14 (ZA)	55	04/87→04/97	➔	03/89→ 12/96		24.0218-0020.1 480074	Ø 180,0 x 46 / 181 - RLG / - ABS Ring	
						24.0218-0720.2 480205	Ø 180,0 x 46 / 181 + RLG / - ABS Ring	
 Bremsbackensatz								
1.4 GTi	66	08/91→12/96	➔			03.0137-0196.2 650196	BDX Ø 180 x 32	
1.4 GTi	69	06/91→12/96						
10	33	07/86→12/98	➔			03.0137-0195.2 650195	Ø 164 x 32	
14 D	37	08/91→12/97			+ RZR	03.0520-0519.3 690519	BDX Ø 164 x 32 Ø 19,05 + RZ / + Zub TopKit	
15 D	40	08/94→12/97			- RZR	03.0520-0719.3 690719	BDX Ø 164 x 32 Ø 19,05 + RZ / + Zub TopKit	
10	37	02/87→12/98	➔	07/92→		03.0137-0195.2 650195	Ø 164 x 32	
				07/92→; + RZR		03.0520-0519.3 690519	BDX Ø 164 x 32 Ø 19,05 + RZ / + Zub TopKit	
				07/92→; - RZR		03.0520-0719.3 690719	BDX Ø 164 x 32 Ø 19,05 + RZ / + Zub TopKit	
11	44	09/86→12/97	➔	10/89→		03.0137-0195.2 650195	Ø 164 x 32	
				10/89→; + RZR		03.0520-0519.3 690519	BDX Ø 164 x 32 Ø 19,05 + RZ / + Zub TopKit	
				10/89→; - RZR		03.0520-0719.3 690719	BDX Ø 164 x 32 Ø 19,05 + RZ / + Zub TopKit	
14 (ZA)	55	04/87→04/97	➔	03/89→ 12/96		03.0137-0196.2 650196	BDX Ø 180 x 32	
14 4x4	55	08/91→12/96	➔			03.0137-0211.2 650211	BDX Ø 203 x 39	
↓								













	kW			 	! #		
CITROËN - AX (ZA-) 07/86→12/98							
 Seilzug, Feststellbremse							
1.4 GTi	66	08/91→12/96	➡	⬇️; Trommelbremse	2	24.3727-0303.2 580303	L= 1.395
1.4 GTi	69	06/91→12/96					
10	33	07/86→12/98					
14 D	37	08/91→12/97					
15 D	40	08/94→12/97					
10	37	02/87→12/98	➡	⬇️; 07/92→; Trommelbremse	2	24.3727-0303.2 580303	L= 1.395
11	44	09/86→12/97	➡	⬇️; 10/89→; Trommelbremse	2	24.3727-0303.2 580303	L= 1.395
14 (ZA)	55	04/87→04/97	➡	⬇️; 03/89→ 12/96; Trommelbremse	2	24.3727-0303.2 580303	L= 1.395
CITROËN - BERLINGO / BERLINGO FIRST Großraumlimousine (MF, GJK, GFK) 07/96→12/11							
 Radbremszylinder							
1.1 i (MFHDZ, MFHFX)	44	07/96→05/08	➡	→ 03/08		24.3222-1734.3 020539	TRW Ø 22,2 ALU
1.4 bivalent	48	11/02→12/11					
1.4 i (MFKFX, MFKFW, GJKFWB, GJKFWC, GFKFWC)	55	07/96→12/11					
1.4 i bivalent (MFKFW)	55	04/03→10/08					
1.6 HDI 75 (MF9HW, GJ9HWC, GF9HWC, GN9HWC)	55	07/05→12/11					
1.6 16V (MFNFU)	80	10/00→12/11	➡	→ 03/08; - ESP		24.3222-1734.3 020539	TRW Ø 22,2 ALU
1.6 HDI 90 (MF9HX)	66	07/05→05/08					
1.8 D (MFA9A)	43	07/98→10/02	➡			24.3222-1734.3 020539	TRW Ø 22,2 ALU
1.8 i (MFLFX)	66	05/97→10/02					
1.9 D (MFDJY)	50	07/96→12/03					
1.9 D (MFWJZ)	51	07/98→10/05					
1.9 D 4WD (MFWJZ)	51	07/98→10/05					
1.8 i 4WD (MFLFX)	66	04/97→10/01	➡	05/97→		24.3222-1734.3 020539	TRW Ø 22,2 ALU
2.0 HDI 90 (MFRHY)	66	12/99→10/05	➡	- ESP		24.3222-1734.3 020539	TRW Ø 22,2 ALU
Zubehörsatz, Bremsbacken							
1.1 i (MFHDZ, MFHFX)	44	07/96→05/08	➡	→ 03/08		03.0137-9220.2 669220	TRW
1.4 bivalent	48	11/02→12/11					
1.4 i (MFKFX, MFKFW, GJKFWB, GJKFWC, GFKFWC)	55	07/96→12/11					
1.4 i bivalent (MFKFW)	55	04/03→10/08					
1.6 HDI 75 (MF9HW, GJ9HWC, GF9HWC, GN9HWC)	55	07/05→12/11					
1.6 16V (MFNFU)	80	10/00→12/11	➡	→ 03/08; - ESP		03.0137-9220.2 669220	TRW
1.6 HDI 90 (MF9HX)	66	07/05→05/08					
1.8 D (MFA9A)	43	07/98→10/02	➡			03.0137-9220.2 669220	TRW
1.8 i (MFLFX)	66	05/97→10/02					
1.9 D (MFDJY)	50	07/96→12/03					
1.9 D (MFWJZ)	51	07/98→10/05					
1.9 D 4WD (MFWJZ)	51	07/98→10/05					
1.8 i 4WD (MFLFX)	66	04/97→10/01	➡	05/97→		03.0137-9220.2 669220	TRW
2.0 HDI 90 (MFRHY)	66	12/99→10/05	➡	- ESP		03.0137-9220.2 669220	TRW
 Bremstrommel							
1.1 i (MFHDZ, MFHFX)	44	07/96→05/08	➡	→ 03/08		24.0222-8017.1 480071	Ø 229,0 x 50,8 / 230
1.4 bivalent	48	11/02→12/11					
1.4 i (MFKFX, MFKFW, GJKFWB, GJKFWC, GFKFWC)	55	07/96→12/11					
1.4 i bivalent (MFKFW)	55	04/03→10/08					
1.6 HDI 75 (MF9HW, GJ9HWC, GF9HWC, GN9HWC)	55	07/05→12/11					
1.6 16V (MFNFU)	80	10/00→12/11	➡	→ 03/08; - ESP		24.0222-8017.1 480071	Ø 229,0 x 50,8 / 230
1.6 HDI 90 (MF9HX)	66	07/05→05/08					
1.8 D (MFA9A)	43	07/98→10/02	➡			24.0222-8017.1 480071	Ø 229,0 x 50,8 / 230
1.8 i (MFLFX)	66	05/97→10/02					
1.9 D (MFDJY)	50	07/96→12/03					
1.9 D (MFWJZ)	51	07/98→10/05					
1.9 D 4WD (MFWJZ)	51	07/98→10/05					
1.8 i 4WD (MFLFX)	66	04/97→10/01	➡	05/97→		24.0222-8017.1 480071	Ø 229,0 x 50,8 / 230
2.0 HDI 90 (MFRHY)	66	12/99→10/05	➡	- ESP		24.0222-8017.1 480071	Ø 229,0 x 50,8 / 230
 Bremsbackensatz							
1.1 i (MFHDZ, MFHFX)	44	07/96→05/08	➡	→ 03/08		03.0137-0341.2 650341	TRW Ø 229 x 42 + HEB
1.4 i (MFKFX, MFKFW, GJKFWB, GJKFWC, GFKFWC)	55	07/96→12/11	➡	→Orga 08000		03.0520-6322.3 696322	TRW Ø 229 x 42 Ø 22,2 + RZ / + Zub TopKit
↓							












	kw				! #		
CITROËN - BERLINGO / BERLINGO FIRST Großraumlimousine (MF, GJK, GFK) 07/96→12/11							
Bremsbackensatz							
1.1 i (MFHDZ, MFHFX) 1.4 i (MFKFX, MFKFW, GJKFWB, GJKFWC, GFKFWC)	44 55	07/96→05/08 07/96→12/11	➔	Orga 08001→; → 03/08		03.0520-6322.3 696322	TRW Ø 229 x 42 Ø 22,2 + RZ / + Zub TopKit
1.4 bivalent 1.4 i bivalent (MFKFW) 1.6 HDI 75 (MF9HW, GJ9HWC, GF9HWC, GN9HWC)	48 55 55	11/02→12/11 04/03→10/08 07/05→12/11	➔	→ 03/08		03.0137-0341.2 650341 03.0520-6322.3 696322	TRW Ø 229 x 42 + HEB TRW Ø 229 x 42 Ø 22,2 + RZ / + Zub TopKit
1.6 16V (MFNFU) 1.6 HDI 90 (MF9HX)	80 66	10/00→12/11 07/05→05/08	➔	→ 03/08; - ESP		03.0137-0341.2 650341 03.0520-6322.3 696322	TRW Ø 229 x 42 + HEB TRW Ø 229 x 42 Ø 22,2 + RZ / + Zub TopKit
1.8 D (MFA9A) 1.8 i (MFLFX) 1.9 D (MFDJY) 1.9 D (MFWJZ) 1.9 D 4WD (MFWJZ)	43 66 50 51 51	07/98→10/02 05/97→10/02 07/96→12/03 07/98→10/05 07/98→10/05	➔ ➔ ➔ ➔ ➔	 →Orga 08000 Orga 08001→		03.0137-0341.2 650341 03.0520-6322.3 696322 03.0520-6322.3 696322	TRW Ø 229 x 42 + HEB TRW Ø 229 x 42 Ø 22,2 + RZ / + Zub TopKit TRW Ø 229 x 42 Ø 22,2 + RZ / + Zub TopKit
1.8 i 4WD (MFLFX)	66	04/97→10/01	➔ ➔ ➔	05/97→ 05/97→; →Orga 08000 Orga 08001→		03.0137-0341.2 650341 03.0520-6322.3 696322 03.0520-6322.3 696322	TRW Ø 229 x 42 + HEB TRW Ø 229 x 42 Ø 22,2 + RZ / + Zub TopKit TRW Ø 229 x 42 Ø 22,2 + RZ / + Zub TopKit
2.0 HDI 90 (MFRHY)	66	12/99→10/05	➔	- ESP		03.0137-0341.2 650341 03.0520-6322.3 696322	TRW Ø 229 x 42 + HEB TRW Ø 229 x 42 Ø 22,2 + RZ / + Zub TopKit
Seilzug, Feststellbremse							
1.1 i (MFHDZ, MFHFX) 1.4 i (MFKFX, MFKFW, GJKFWB, GJKFWC, GFKFWC)	44 55	07/96→05/08 07/96→12/11	➔ ➔ ➔ ➔	<input type="checkbox"/> ; Orga 08394→; → 03/08; Trommelbremse <input type="checkbox"/> ; →Orga 08393; Trommelbremse <input checked="" type="checkbox"/> ; →Orga 08393; Trommelbremse <input checked="" type="checkbox"/> ; Orga 08394→; → 03/08; Trommelbremse		24.3727-0314.2 580314 24.3727-0314.2 580314 24.3727-0315.2 580315 24.3727-0339.2 580339	L= 1.745 L= 1.745 L= 1.818 L= 1.850
1.4 bivalent 1.4 i bivalent (MFKFW) 1.6 HDI 75 (MF9HW, GJ9HWC, GF9HWC, GN9HWC)	48 55 55	11/02→12/11 04/03→10/08 07/05→12/11	➔ ➔	<input type="checkbox"/> ; → 03/08; Trommelbremse <input checked="" type="checkbox"/> ; → 03/08; Trommelbremse		24.3727-0314.2 580314 24.3727-0339.2 580339	L= 1.745 L= 1.850
1.6 16V (MFNFU)	80	10/00→12/11	➔ ➔ ➔ ➔	<input type="checkbox"/> ; Orga 08394→; → 03/08; - ESP; Trommelbremse <input checked="" type="checkbox"/> ; Orga 08394→; → 03/08; - ESP; Trommelbremse <input checked="" type="checkbox"/> ; → 03/08; + ESP; Scheibenbremse <input type="checkbox"/> ; → 03/08; + ESP; Scheibenbremse		24.3727-0314.2 580314 24.3727-0339.2 580339 24.3727-0347.2 580347 24.3727-0349.2 580349	L= 1.745 L= 1.850 L= 1.923 L= 1.820
1.6 HDI 90 (MF9HX)	66	07/05→05/08	➔ ➔ ➔ ➔	<input type="checkbox"/> ; → 03/08; - ESP; Trommelbremse <input checked="" type="checkbox"/> ; → 03/08; - ESP; Trommelbremse <input checked="" type="checkbox"/> ; → 03/08; + ESP; Scheibenbremse <input type="checkbox"/> ; → 03/08; + ESP; Scheibenbremse		24.3727-0314.2 580314 24.3727-0339.2 580339 24.3727-0347.2 580347 24.3727-0349.2 580349	L= 1.745 L= 1.850 L= 1.923 L= 1.820
1.8 D (MFA9A) 1.8 i (MFLFX) 1.9 D (MFDJY) 1.9 D (MFWJZ) 1.9 D 4WD (MFWJZ)	43 66 50 51 51	07/98→10/02 05/97→10/02 07/96→12/03 07/98→10/05 07/98→10/05	➔ ➔ ➔ ➔ ➔	<input type="checkbox"/> ; Orga 08394→; Trommelbremse <input type="checkbox"/> ; →Orga 08393; Trommelbremse <input checked="" type="checkbox"/> ; →Orga 08393; Trommelbremse <input checked="" type="checkbox"/> ; Orga 08394→; Trommelbremse		24.3727-0314.2 580314 24.3727-0314.2 580314 24.3727-0315.2 580315 24.3727-0339.2 580339	L= 1.745 L= 1.745 L= 1.818 L= 1.850
1.8 i 4WD (MFLFX)	66	04/97→10/01	➔ ➔ ➔ ➔	<input type="checkbox"/> ; 05/97→; →Orga 08393; Trommelbremse <input type="checkbox"/> ; Orga 08394→; Trommelbremse <input checked="" type="checkbox"/> ; 05/97→; →Orga 08393; Trommelbremse <input checked="" type="checkbox"/> ; Orga 08394→; Trommelbremse		24.3727-0314.2 580314 24.3727-0314.2 580314 24.3727-0315.2 580315 24.3727-0339.2 580339	L= 1.745 L= 1.745 L= 1.818 L= 1.850
2.0 HDI 90 (MFRHY)	66	12/99→10/05	➔ ➔ ➔ ➔	<input type="checkbox"/> ; Orga 08394→; - ESP; Trommelbremse <input checked="" type="checkbox"/> ; Orga 08394→; - ESP; Trommelbremse <input checked="" type="checkbox"/> ; 12/00→; + ESP; Scheibenbremse <input type="checkbox"/> ; 12/00→; + ESP; Scheibenbremse		24.3727-0314.2 580314 24.3727-0339.2 580339 24.3727-0347.2 580347 24.3727-0349.2 580349	L= 1.745 L= 1.850 L= 1.923 L= 1.820













	kw					! #		
CITROËN - BERLINGO / BERLINGO FIRST Kasten (M_) 07/96→12/11								
 Radbremsszylinder								
1.1 i (MAHDZ, MBHDZ, MBHFX)	44	07/96→03/08	➔	- ESP			24.3222-1734.3 020539	TRW Ø 22,2 ALU
2.0 HDI 90 4WD (MBRHY, MCRHY)	66	11/00→10/05						
1.4 bivalent	48	11/02→12/11	➔	→ 03/08			24.3222-1734.3 020539	TRW Ø 22,2 ALU
1.4 i (MBKFX, MBKFW)	55	07/96→12/11						
1.6 HDI 75 (MB9HW)	55	07/05→12/11						
1.6 HDI 90 (MB9HX, MC9HX)	66	07/05→12/11						
1.9 D 70 (MBWJZ, MCWJZ)	51	04/99→12/11						
1.4 i bivalent (MBKFW)	55	04/03→10/05	➔				24.3222-1734.3 020539	TRW Ø 22,2 ALU
1.6 16V (MBNFU)	80	10/00→03/08						
1.8 D (MBA9A, MCA9A)	43	07/96→10/02						
1.8 i	66	05/98→10/02						
1.9 D (MBDJY)	51	07/96→12/03						
1.9 D 70 4WD (MBWJZ, MCWJZ)	51	07/98→03/06						
2.0 HDI 90 (MBRHY, MCRHY)	66	12/99→12/11	➔	→ 03/08; - ESP			24.3222-1734.3 020539	TRW Ø 22,2 ALU
Zubehörsatz, Bremsbacken								
1.1 i (MAHDZ, MBHDZ, MBHFX)	44	07/96→03/08	➔				03.0137-9220.2 669220	TRW
1.4 i bivalent (MBKFW)	55	04/03→10/05						
1.6 16V (MBNFU)	80	10/00→03/08						
1.8 D (MBA9A, MCA9A)	43	07/96→10/02						
1.8 i	66	05/98→10/02						
1.9 D (MBDJY)	51	07/96→12/03						
1.9 D 70 4WD (MBWJZ, MCWJZ)	51	07/98→03/06						
1.4 bivalent	48	11/02→12/11	➔	→ 03/08			03.0137-9220.2 669220	TRW
1.4 i (MBKFX, MBKFW)	55	07/96→12/11						
1.6 HDI 75 (MB9HW)	55	07/05→12/11						
1.6 HDI 90 (MB9HX, MC9HX)	66	07/05→12/11						
1.9 D 70 (MBWJZ, MCWJZ)	51	04/99→12/11						
2.0 HDI 90 (MBRHY, MCRHY)	66	12/99→12/11	➔	→ 03/08; - ESP			03.0137-9220.2 669220	TRW
2.0 HDI 90 4WD (MBRHY, MCRHY)	66	11/00→10/05	➔	- ESP			03.0137-9220.2 669220	TRW
 Bremstrommel								
1.1 i (MAHDZ, MBHDZ, MBHFX)	44	07/96→03/08	➔				24.0222-8017.1 480071	Ø 229,0 x 50,8 / 230
1.4 i bivalent (MBKFW)	55	04/03→10/05						
1.6 16V (MBNFU)	80	10/00→03/08						
1.8 D (MBA9A, MCA9A)	43	07/96→10/02						
1.8 i	66	05/98→10/02						
1.9 D (MBDJY)	51	07/96→12/03						
1.9 D 70 4WD (MBWJZ, MCWJZ)	51	07/98→03/06						
1.4 bivalent	48	11/02→12/11	➔	→ 03/08			24.0222-8017.1 480071	Ø 229,0 x 50,8 / 230
1.4 i (MBKFX, MBKFW)	55	07/96→12/11						
1.6 HDI 75 (MB9HW)	55	07/05→12/11						
1.6 HDI 90 (MB9HX, MC9HX)	66	07/05→12/11						
1.9 D 70 (MBWJZ, MCWJZ)	51	04/99→12/11						
2.0 HDI 90 (MBRHY, MCRHY)	66	12/99→12/11	➔	→ 03/08; - ESP			24.0222-8017.1 480071	Ø 229,0 x 50,8 / 230
2.0 HDI 90 4WD (MBRHY, MCRHY)	66	11/00→10/05	➔	- ESP			24.0222-8017.1 480071	Ø 229,0 x 50,8 / 230
 Bremsbackensatz								
1.1 i (MAHDZ, MBHDZ, MBHFX)	44	07/96→03/08	➔				03.0137-0341.2 650341	TRW Ø 229 x 42 + HEB
1.8 D (MBA9A, MCA9A)	43	07/96→10/02	➔	Orga 08001→			03.0520-6322.3 696322	TRW Ø 229 x 42 Ø 22,2 + RZ / + Zub TopKit
1.8 i	66	05/98→10/02						
1.9 D (MBDJY)	51	07/96→12/03	➔	→Orga 08000			03.0520-6322.3 696322	TRW Ø 229 x 42 Ø 22,2 + RZ / + Zub TopKit
1.9 D 70 4WD (MBWJZ, MCWJZ)	51	07/98→03/06						
1.4 bivalent	48	11/02→12/11	➔	→ 03/08			03.0137-0341.2 650341	TRW Ø 229 x 42 + HEB
1.6 HDI 75 (MB9HW)	55	07/05→12/11					03.0520-6322.3 696322	TRW Ø 229 x 42 Ø 22,2 + RZ / + Zub TopKit
1.6 HDI 90 (MB9HX, MC9HX)	66	07/05→12/11						
1.4 i (MBKFX, MBKFW)	55	07/96→12/11	➔	→ 03/08			03.0137-0341.2 650341	TRW Ø 229 x 42 + HEB
1.9 D 70 (MBWJZ, MCWJZ)	51	04/99→12/11	➔	→Orga 08000			03.0520-6322.3 696322	TRW Ø 229 x 42 Ø 22,2 + RZ / + Zub TopKit
















	kw				! #		
CITROËN - BERLINGO / BERLINGO FIRST Kasten (M_) 07/96→12/11							
 Bremsbackensatz							
1.4 i (MBKFX, MBKFW) 1.9 D 70 (MBWJZ, MCWJZ)	55 51	07/96→12/11 04/99→12/11	➡	Orga 08001→; → 03/08		03.0520-6322.3 696322	TRW Ø 229 x 42 Ø 22,2 + RZ / + Zub TopKit
1.4 i bivalent (MBKFW) 1.6 16V (MBNFU)	55 80	04/03→10/05 10/00→03/08	➡			03.0137-0341.2 650341 03.0520-6322.3 696322	TRW Ø 229 x 42 + HEB TRW Ø 229 x 42 Ø 22,2 + RZ / + Zub TopKit
2.0 HDI 90 (MBRHY, MCRHY)	66	12/99→12/11	➡	→ 03/08; - ESP		03.0137-0341.2 650341 03.0520-6322.3 696322	TRW Ø 229 x 42 + HEB TRW Ø 229 x 42 Ø 22,2 + RZ / + Zub TopKit
2.0 HDI 90 4WD (MBRHY, MCRHY)	66	11/00→10/05	➡	- ESP		03.0137-0341.2 650341 03.0520-6322.3 696322	TRW Ø 229 x 42 + HEB TRW Ø 229 x 42 Ø 22,2 + RZ / + Zub TopKit
 Seilzug, Feststellbremse							
1.1 i (MAHDZ, MBHDZ, MBHFX)	44	07/96→03/08	➡	☐; Orga 08394→; Scheiben/Trommel		24.3727-0314.2 580314	L= 1.745
1.8 D (MBA9A, MCA9A)	43	07/96→10/02	➡	☐; →Orga 08393; Trommelbremse		24.3727-0314.2 580314	L= 1.745
1.8 i	66	05/98→10/02	➡	☐; →Orga 08393; Trommelbremse		24.3727-0315.2 580315	L= 1.818
1.9 D (MBDJY)	51	07/96→12/03	➡				
1.9 D 70 4WD (MBWJZ, MCWJZ)	51	07/98→03/06	➡	☐; Orga 08394→; Scheiben/Trommel		24.3727-0339.2 580339	L= 1.850
1.4 bivalent	48	11/02→12/11	➡	☐; → 03/08; Scheiben/Trommel		24.3727-0314.2 580314	L= 1.745
1.6 HDI 75 (MB9HW)	55	07/05→12/11	➡				
1.6 HDI 90 (MB9HX, MC9HX)	66	07/05→12/11	➡	☐; → 03/08; Scheiben/Trommel		24.3727-0339.2 580339	L= 1.850
1.4 i (MBKFX, MBKFW) 1.9 D 70 (MBWJZ, MCWJZ)	55 51	07/96→12/11 04/99→12/11	➡	☐; Orga 08394→; → 03/08; Scheiben/Trommel		24.3727-0314.2 580314	L= 1.745
			➡	☐; →Orga 08393; Trommelbremse		24.3727-0314.2 580314	L= 1.745
			➡	☐; →Orga 08393; Trommelbremse		24.3727-0315.2 580315	L= 1.818
			➡	☐; Orga 08394→; → 03/08; Scheiben/Trommel		24.3727-0339.2 580339	L= 1.850
1.4 i bivalent (MBKFW) 1.6 16V (MBNFU)	55 80	04/03→10/05 10/00→03/08	➡	☐; Scheiben/Trommel		24.3727-0314.2 580314	L= 1.745
			➡	☐; Scheiben/Trommel		24.3727-0339.2 580339	L= 1.850
2.0 HDI 90 (MBRHY, MCRHY)	66	12/99→12/11	➡	☐; Orga 08394→; → 03/08; Scheiben/Trommel		24.3727-0314.2 580314	L= 1.745
			➡	☐; Orga 08394→; → 03/08; Scheiben/Trommel		24.3727-0339.2 580339	L= 1.850
2.0 HDI 90 4WD (MBRHY, MCRHY)	66	11/00→10/05	➡	☐; Orga 08394→; Scheiben/Trommel		24.3727-0314.2 580314	L= 1.745
			➡	☐; Orga 08394→; Scheiben/Trommel		24.3727-0339.2 580339	L= 1.850
CITROËN - BERLINGO (B9) 04/08→							
 Seilzug, Feststellbremse							
1.6 1.6 BlueHDi 100 1.6 BlueHDi 120 1.6 HDi 110 1.6 HDi 110 1.6 HDi 115 1.6 HDi 115 4x4 1.6 HDi 75 16V 1.6 HDi 90 1.6 HDi 90 1.6 HDi 90 4x4 1.6 VTi 120 1.6 VTi 95	66 80 73 88 80 82 84 84 55 66 68 66 88 72	04/08→ 04/08→ 12/14→ 12/14→ 04/08→ 07/10→ 07/10→ 02/12→ 04/08→ 04/08→ 07/10→ 02/12→12/14 11/09→ 07/10→	➡	☐; →Orga 14083; Scheibenbremse	2	24.3727-0853.2 580853	L= 2.398
1.6 HDi 75 / BlueHDi 75	55	04/08→	➡	☐; 04/15→; →Orga 14083; Scheibenbremse	2	24.3727-0853.2 580853	L= 2.398
CITROËN - BERLINGO Kasten (B9) 04/08→							
 Seilzug, Feststellbremse							
1.6 1.6 BlueHDi 100 1.6 BlueHDi 100 4x4 1.6 BlueHDi 120 1.6 HDi 110 1.6 HDi 110 1.6 HDi 115 1.6 HDi 75 1.6 HDi 75 4x4 1.6 HDi 90 1.6 HDi 90	66 80 73 88 80 82 84 55 55 66 68	04/08→ 04/08→ 12/14→ 12/14→ 04/08→ 07/10→ 07/10→ 04/08→ 02/12→ 07/10→ 07/10→	➡	☐; →Orga 14083; Scheibenbremse	2	24.3727-0853.2 580853	L= 2.398
↓							













	kw					! #		
CITROËN - BERLINGO Kasten (B9) 04/08→								
 Seilzug, Feststellbremse								
1.6 HDi 90 16V	66	04/08→	➔	☒; →Orga 14083; Scheibenbremse	2	24.3727-0853.2	580853	L= 2.398
1.6 HDi 90 4x4	66	02/12→						
1.6 VTi 120	88	11/09→						
1.6 VTi 95	72	07/10→						
Electric	49	03/14→						
1.6 HDi / BlueHDi 75	55	07/10→	➔	☒; 04/15→; →Orga 14083; Scheibenbremse	2	24.3727-0853.2	580853	L= 2.398
Electric	35	01/13→	➔	☒; 02/13→; →Orga 14083; Scheibenbremse	2	24.3727-0853.2	580853	L= 2.398
CITROËN - BERLINGO Pritsche/Fahrgestell (B9) 04/08→								
 Seilzug, Feststellbremse								
1.6 HDi 90 16V	66	04/08→	➔	☒; →Orga 14083; Scheibenbremse	2	24.3727-0853.2	580853	L= 2.398
CITROËN - C1 (PM_, PN_) 06/05→09/14								
 Radbremszylinder								
1.0	50	06/05→09/14	➔	→ 04/14		24.3217-1719.3	020482	BOS Ø 17,46 ALU
1.4 HDi	40	06/05→09/14	➔	→ 12/08		24.3217-1719.3	020482	BOS Ø 17,46 ALU
Zubehörsatz, Bremsbacken								
1.0	50	06/05→09/14	➔	→ 04/14		03.0137-9287.2	669287	BOS
1.4 HDi	40	06/05→09/14	➔	→ 12/08		03.0137-9287.2	669287	BOS
 Bremstrommel								
1.0	50	06/05→09/14	➔	→ 04/14		24.0220-0046.1	480193	Ø 200,0 x 44 / 201
1.4 HDi	40	06/05→09/14	➔	→ 12/08		24.0220-0046.1	480193	Ø 200,0 x 44 / 201
 Bremsbackensatz								
1.0	50	06/05→09/14	➔	→ 04/14		03.0137-0466.2	650466	BOS Ø 200 x 32 + HEB
						03.0520-4117.3	694117	BOS Ø 200 x 32 Ø 17,46 + RZ / + Zub TopKit
1.4 HDi	40	06/05→09/14	➔	→ 12/08		03.0137-0466.2	650466	BOS Ø 200 x 32 + HEB
						03.0520-4117.3	694117	BOS Ø 200 x 32 Ø 17,46 + RZ / + Zub TopKit
CITROËN - C1 II (PA_, PS_) 04/14→								
 Radbremszylinder								
1.0 VTi 68	51	04/14→	➔			24.3217-1739.3	020597	BOS Ø 17,46 ALU
1.2 VTi 82	60	04/14→						
1.0 VTi 72	53	06/18→	➔		2	24.3217-1739.3	020597	BOS Ø 17,46 ALU
Zubehörsatz, Bremsbacken								
1.0 VTi 68	51	04/14→	➔			03.0137-9287.2	669287	BOS
1.0 VTi 72	53	06/18→						
1.2 VTi 82	60	04/14→						
 Bremstrommel								
1.0 VTi 68	51	04/14→	➔			24.0220-0046.1	480193	Ø 200,0 x 44 / 201
1.0 VTi 72	53	06/18→						
1.2 VTi 82	60	04/14→						
 Bremsbackensatz								
1.0 VTi 68	51	04/14→	➔			03.0137-0466.2	650466	BOS Ø 200 x 32 + HEB
1.2 VTi 82	60	04/14→						
CITROËN - C2 (JM_) 09/03→								
 Radbremszylinder								
1.1	44	09/03→	➔	☒; → 12/09; - ABS; nur paarweise austauschen		24.3219-1739.3	020472	Ø 19,05 GG
1.4	54	09/03→						
1.4 16V	65	06/06→	➔	☒; → 12/09; - ABS; nur paarweise austauschen		24.3219-1740.3	020473	Ø 19,05 GG
			➔	→ 12/09; + ABS		24.3220-1717.3	020430	TRW Ø 20,64 ALU
						24.3220-1724.3	020476	BOS Ø 20,64 ALU
1.4 HDi	50	09/03→12/09	➔	☒; - ABS; nur paarweise austauschen		24.3219-1739.3	020472	Ø 19,05 GG
			➔	☒; - ABS; nur paarweise austauschen		24.3219-1740.3	020473	Ø 19,05 GG
			➔	+ ABS		24.3220-1717.3	020430	TRW Ø 20,64 ALU
↓								












	kw					! #		
CITROËN - C2 (JM_) 09/03→								
 Radbremszylinder								
1.4 HDi	50	09/03→12/09	➔		+ ABS		24.3220-1724.3 020476	BOS Ø 20,64 ALU
Zubehörsatz, Bremsbacken								
1.1	44	09/03→	➔		→ 12/09		03.0137-9267.2 669267	TRW
1.4	54	09/03→					03.0137-9281.2 669281	
1.4 16V	65	06/06→						
1.4 HDi	50	09/03→12/09	➔				03.0137-9267.2 669267	TRW
							03.0137-9281.2 669281	
 Bremstrommel								
1.1	44	09/03→	➔		→ 12/09		24.0220-3029.1 480179	Ø 203,0 x 42 / 204,5 - RLG / - ABS Ring
1.4	54	09/03→						
1.4 16V	65	06/06→					24.0220-3729.2 480217	Ø 203,0 x 42 / 204,5 + RLG / + ABS Ring
1.4 HDi	50	09/03→12/09	➔				24.0220-3029.1 480179	Ø 203,0 x 42 / 204,5 - RLG / - ABS Ring
							24.0220-3729.2 480217	Ø 203,0 x 42 / 204,5 + RLG / + ABS Ring
 Bremsbackensatz								
1.1	44	09/03→	➔		→ 12/09		03.0137-0426.2 650426	TRW Ø 203 x 38 + HEB
1.4	54	09/03→					03.0137-0439.2 650439	Ø 203 x 39 + HEB
1.4 16V	65	06/06→						
			➔		→ 12/09; - ABS		03.0520-6119.3 696119	TRW Ø 203 x 38 Ø 19,05 + RZ / + Zub TopKit
			➔		→ 12/09; + ABS		03.0520-7620.3 697620	TRW Ø 203 x 38 Ø 20,64 + RZ / + Zub TopKit
							03.0520-8520.3 698520	BOS Ø 203 x 39 Ø 20,64 + RZ / + Zub TopKit
1.4 HDi	50	09/03→12/09	➔				03.0137-0426.2 650426	TRW Ø 203 x 38 + HEB
					- ABS		03.0137-0439.2 650439	Ø 203 x 39 + HEB
					+ ABS		03.0520-7620.3 697620	TRW Ø 203 x 38 Ø 20,64 + RZ / + Zub TopKit
							03.0520-8520.3 698520	BOS Ø 203 x 39 Ø 20,64 + RZ / + Zub TopKit
 Seilzug, Feststellbremse								
1.1	44	09/03→	➔		⬇; → 12/09; Trommelbremse	2	24.3727-0843.2 580843	L= 1.612
1.4	54	09/03→						
1.4 16V	65	06/06→						
1.4 HDi	50	09/03→12/09	➔		⬇; Trommelbremse	2	24.3727-0843.2 580843	L= 1.612
CITROËN - C3 I (FC_, FN_) 02/02→								
 Radbremszylinder								
1.1 i	44	02/02→	➔		☐; → 08/09; - ABS; nur paarweise austauschen		24.3219-1739.3 020472	Ø 19,05 GG
1.4 HDi	50	02/02→						
1.4 i	54	02/02→11/10	➔		☐; → 08/09; - ABS; nur paarweise austauschen		24.3219-1740.3 020473	Ø 19,05 GG
			➔		→ 08/09; + ABS		24.3220-1717.3 020430	TRW Ø 20,64 ALU
							24.3220-1724.3 020476	BOS Ø 20,64 ALU
1.4 16V	65	12/03→	➔		→ 08/09		24.3220-1717.3 020430	TRW Ø 20,64 ALU
1.4 16V HDi	66	02/02→						
1.6 16V HDi	66	10/05→					24.3220-1724.3 020476	BOS Ø 20,64 ALU
1.4 i Bivalent	54	02/02→	➔		☐; 09/05→ 08/09; - ABS; nur paarweise austauschen		24.3219-1739.3 020472	Ø 19,05 GG
			➔		☐; 09/05→ 08/09; - ABS; nur paarweise austauschen		24.3219-1740.3 020473	Ø 19,05 GG
			➔		09/05→ 08/09; + ABS		24.3220-1717.3 020430	TRW Ø 20,64 ALU
							24.3220-1724.3 020476	BOS Ø 20,64 ALU
Zubehörsatz, Bremsbacken								
1.1 i	44	02/02→	➔		→ 08/09		03.0137-9267.2 669267	TRW
1.4 HDi	50	02/02→						
1.4 i	54	02/02→11/10	➔		→ 08/09; + ABS		03.0137-9281.2 669281	
1.4 16V	65	12/03→	➔		→ 08/09		03.0137-9267.2 669267	TRW
1.4 16V HDi	66	02/02→						
1.6 16V HDi	66	10/05→					03.0137-9281.2 669281	
1.4 i Bivalent	54	02/02→	➔		09/05→ 08/09		03.0137-9267.2 669267	TRW
↓								


















	kw			 	! #		
CITROËN - C3 I (FC_, FN_) 02/02→							
Zubehörsatz, Bremsbacken							
1.4 i Bivalent	54	02/02→	➔	09/05→ 08/09; + ABS		03.0137-9281.2 669281	
 Bremstrommel							
1.1 i	44	02/02→	➔	→ 08/09		24.0220-3029.1 480179	Ø 203,0 x 42 / 204,5 - RLG / - ABS Ring
1.4 16V	65	12/03→					
1.4 16V HDi	66	02/02→				24.0220-3729.2 480217	Ø 203,0 x 42 / 204,5 + RLG / + ABS Ring
1.4 HDi	50	02/02→					
1.4 i	54	02/02→11/10					
1.6 16V HDi	66	10/05→					
1.4 i Bivalent	54	02/02→	➔	09/05→ 08/09		24.0220-3029.1 480179	Ø 203,0 x 42 / 204,5 - RLG / - ABS Ring
						24.0220-3729.2 480217	Ø 203,0 x 42 / 204,5 + RLG / + ABS Ring
 Bremsbackensatz							
1.1 i	44	02/02→	➔	→ 08/09		03.0137-0426.2 650426	TRW Ø 203 x 38 + HEB
1.4 HDi	50	02/02→				03.0137-0439.2 650439	Ø 203 x 39 + HEB
1.4 i	54	02/02→11/10	➔	→ 08/09; + ABS		03.0520-7620.3 697620	TRW Ø 203 x 38 Ø 20,64 + RZ / + Zub TopKit
						03.0520-8520.3 698520	BOS Ø 203 x 39 Ø 20,64 + RZ / + Zub TopKit
			➔	→ 08/09; - ABS		03.0520-6119.3 696119	TRW Ø 203 x 38 Ø 19,05 + RZ / + Zub TopKit
1.4 16V	65	12/03→	➔	→ 08/09		03.0137-0426.2 650426	TRW Ø 203 x 38 + HEB
1.4 16V HDi	66	02/02→				03.0137-0439.2 650439	Ø 203 x 39 + HEB
1.6 16V HDi	66	10/05→				03.0520-7620.3 697620	TRW Ø 203 x 38 Ø 20,64 + RZ / + Zub TopKit
						03.0520-8520.3 698520	BOS Ø 203 x 39 Ø 20,64 + RZ / + Zub TopKit
1.4 i Bivalent	54	02/02→	➔	09/05→ 08/09		03.0137-0426.2 650426	TRW Ø 203 x 38 + HEB
			➔	09/05→ 08/09; + ABS		03.0137-0439.2 650439	Ø 203 x 39 + HEB
						03.0520-7620.3 697620	TRW Ø 203 x 38 Ø 20,64 + RZ / + Zub TopKit
						03.0520-8520.3 698520	BOS Ø 203 x 39 Ø 20,64 + RZ / + Zub TopKit
			➔	09/05→ 08/09; - ABS		03.0520-6119.3 696119	TRW Ø 203 x 38 Ø 19,05 + RZ / + Zub TopKit
 Seilzug, Feststellbremse							
1.1 i	44	02/02→	➔	☑; →Orga 10422; Trommelbremse	2	24.3727-0346.2 580346	L= 1.716
1.4 16V	65	12/03→					
1.4 16V HDi	66	02/02→	➔	☑; Orga 10423→; → 08/09; Trommelbremse	2	24.3727-0352.2 580352	L= 1.693
1.4 HDi	50	02/02→					
1.4 i	54	02/02→11/10					
1.6 16V HDi	66	10/05→					
1.4 i Bivalent	54	02/02→	➔	☑; 09/05→; →Orga 10422; Trommelbremse	2	24.3727-0346.2 580346	L= 1.716
			➔	☑; Orga 10423→; → 08/09; Trommelbremse	2	24.3727-0352.2 580352	L= 1.693
CITROËN - C3 II (SC_) 11/09→							
 Radbremszylinder							
1.0 VTi 68	50	08/12→	➔	10/12→;		24.3220-1741.3 020548	Ø 20,64 ALU
1.2 VTi 82	60	06/12→09/16		Br.trommeldurchm.außen [mm]: 203			
1.1 i	44	11/09→01/13	➔	Br.trommeldurchm.außen [mm]: 203		24.3220-1741.3 020548	Ø 20,64 ALU
1.4	54	11/09→09/16					
1.4 HDi 70	50	11/09→					
1.6 HDi	68	11/09→09/16					
1.6 HDi 90	66	11/09→					
1.2 THP 110	81	10/14→	➔	Br.trommeldurchm.außen [mm]: 228		24.3220-1732.3 020514	BOS Ø 20,64 ALU
1.4 LPG	70	06/13→					
1.6 BlueHDi 100	73	07/14→	➔	Br.trommeldurchm.außen [mm]: 203		24.3220-1741.3 020548	Ø 20,64 ALU
1.6 BlueHDi 75	55	04/15→					
1.4 VTi	72	11/09→	➔	Br.trommeldurchm.außen [mm]: 228		24.3220-1732.3 020514	BOS Ø 20,64 ALU
1.4 VTi 95	70	11/09→					
Zubehörsatz, Bremsbacken							
1.0 VTi 68	50	08/12→	➔	10/12→		03.0137-9281.2 669281	
1.2 VTi 82	60	06/12→09/16					
1.1 i	44	11/09→01/13	➔			03.0137-9281.2 669281	
1.4	54	11/09→09/16					
1.4 HDi 70	50	11/09→					
1.6 HDi	68	11/09→09/16					














	kw			 	! #		
CITROËN - C3 II (SC_) 11/09→							
Zubehörsatz, Bremsbacken							
1.6 HDi 90	66	11/09→	➔			03.0137-9281.2 669281	
1.2 THP 110	81	10/14→	➔			03.0137-9228.2 669228	BDX
1.4 LPG	70	06/13→				03.0137-9281.2 669281	
1.6 BlueHDi 100	73	07/14→					
1.6 BlueHDi 75	55	04/15→					
1.4 VTi	72	11/09→	➔			03.0137-9228.2 669228	BDX
1.4 VTi 95	70	11/09→					
 Bremstrommel							
1.2 THP 110	81	10/14→	➔			24.0222-9701.2 480219	Ø 228,6 x 51 / 230,1 + RLG / + ABS Ring
1.4 LPG	70	06/13→					
1.4 VTi	72	11/09→					
1.4 VTi 95	70	11/09→					
1.6 BlueHDi 100	73	07/14→					
1.6 BlueHDi 75	55	04/15→					
1.4 HDi 70	50	11/09→	➔			24.0220-3029.1 480179	Ø 203,0 x 42 / 204,5 - RLG / - ABS Ring
						24.0220-3729.2 480217	Ø 203,0 x 42 / 204,5 + RLG / + ABS Ring
 Bremsbackensatz							
1.0 VTi 68	50	08/12→	➔	10/12→		03.0137-0504.2 650504	BOS Ø 203 x 39 + HEB
1.2 VTi 82	60	06/12→09/16				03.0520-9620.3 699620	Ø 203 x 39 Ø 20,64 + RZ / + Zub TopKit
1.1 i	44	11/09→01/13	➔			03.0137-0504.2 650504	BOS Ø 203 x 39 + HEB
1.4	54	11/09→09/16				03.0520-9620.3 699620	Ø 203 x 39 Ø 20,64 + RZ / + Zub TopKit
1.4 HDi 70	50	11/09→					
1.6 HDi	68	11/09→09/16					
1.6 HDi 90	66	11/09→					
1.2 THP 110	81	10/14→	➔			03.0137-0491.2 650491	Ø 228 x 42 + HEB
1.4 LPG	70	06/13→				03.0137-0504.2 650504	BOS Ø 203 x 39 + HEB
1.6 BlueHDi 100	73	07/14→				03.0520-9420.3 699420	BOS Ø 228 x 42 Ø 20,64 + RZ / + Zub TopKit
1.6 BlueHDi 75	55	04/15→				03.0520-9620.3 699620	Ø 203 x 39 Ø 20,64 + RZ / + Zub TopKit
1.4 VTi	72	11/09→	➔			03.0137-0491.2 650491	Ø 228 x 42 + HEB
1.4 VTi 95	70	11/09→				03.0520-9420.3 699420	BOS Ø 228 x 42 Ø 20,64 + RZ / + Zub TopKit
CITROËN - C3 III (SX) 07/16→							
 Radbremszylinder							
1.2 PureTech 82	61	05/18→	➔	Br.trommeldurchm.innen [Zoll]: 9	2	24.3220-1732.3 020514	BOS Ø 20,64 ALU
1.5 BlueHDi 100	75	05/18→		Br.trommeldurchm.innen [Zoll]: 8	2	24.3220-1743.3 020556	Ø 20,64 ALU
1.6 VTi (SXNFPT)	85	02/17→	➔				
1.2 THP 110	81	07/16→	➔	Br.trommeldurchm.innen [Zoll]: 9		24.3220-1732.3 020514	BOS Ø 20,64 ALU
1.2 VTi 68	50	07/16→		Br.trommeldurchm.innen [Zoll]: 8		24.3220-1743.3 020556	Ø 20,64 ALU
1.2 VTi 82	60	07/16→	➔				
1.6 BlueHDi 100	73	07/16→					
1.6 BlueHDi 75	55	07/16→					
Zubehörsatz, Bremsbacken							
1.2 PureTech 82	61	05/18→	➔	Br.trommeldurchm.innen [Zoll]: 9		03.0137-9228.2 669228	BDX
1.2 THP 110	81	07/16→		Br.trommeldurchm.innen [Zoll]: 8		03.0137-9281.2 669281	
1.2 VTi 68	50	07/16→	➔				
1.2 VTi 82	60	07/16→					
1.5 BlueHDi 100	75	05/18→					
1.6 BlueHDi 100	73	07/16→					
1.6 BlueHDi 75	55	07/16→					
1.6 VTi (SXNFPT)	85	02/17→					
 Bremstrommel							
1.2 PureTech 82	61	05/18→	➔	Br.trommeldurchm.innen [Zoll]: 9		24.0222-9701.2 480219	Ø 228,6 x 51 / 230,1 + RLG / + ABS Ring
1.2 THP 110	81	07/16→					
1.2 VTi 68	50	07/16→					
1.2 VTi 82	60	07/16→					
1.5 BlueHDi 100	75	05/18→					
1.6 BlueHDi 100	73	07/16→					
1.6 BlueHDi 75	55	07/16→					
1.6 VTi (SXNFPT)	85	02/17→					
 Bremsbackensatz							
1.2 PureTech 82	61	05/18→	➔	Br.trommeldurchm.innen [Zoll]: 8		03.0137-0504.2 650504	BOS Ø 203 x 39 + HEB
1.2 THP 110	81	07/16→				03.0520-9720.3 699720	BOS Ø 203 x 39 Ø 20,64 + RZ / + Zub TopKit
1.2 VTi 68	50	07/16→					
1.2 VTi 82	60	07/16→					
↓							














	kw					! #		
CITROËN - C3 III (SX) 07/16 →								
 Bremsbackensatz								
1.5 BlueHDi 100	75	05/18 →	➔	Br.trommeldurchm.innen [Zoll]: 8		03.0137-0504.2	650504	BOS Ø 203 x 39 + HEB
1.6 BlueHDi 100	73	07/16 →				03.0520-9720.3	699720	BOS Ø 203 x 39 Ø 20,64 + RZ / + Zub TopKit
1.6 BlueHDi 75	55	07/16 →						
1.6 VTi (SXNFPT)	85	02/17 →						
CITROËN - C3 Pluriel (HB_) 05/03 →								
 Radbremszylinder								
1.4	54	05/03 →	➔	☐; → 07/10; - ABS; nur paarweise austauschen		24.3219-1739.3	020472	Ø 19,05 GG
1.4 HDi	50	04/04 →	➔	☐; → 07/10; - ABS; nur paarweise austauschen		24.3219-1740.3	020473	Ø 19,05 GG
			➔	→ 07/10; + ABS		24.3220-1717.3	020430	TRW Ø 20,64 ALU
						24.3220-1724.3	020476	BOS Ø 20,64 ALU
Zubehörsatz, Bremsbacken								
1.4	54	05/03 →	➔	→ 07/10		03.0137-9267.2	669267	TRW
1.4 HDi	50	04/04 →	➔	→ 07/10; + ABS		03.0137-9281.2	669281	
 Bremstrommel								
1.4	54	05/03 →	➔	→ 07/10		24.0220-3029.1	480179	Ø 203,0 x 42 / 204,5 - RLG / - ABS Ring
1.4 HDi	50	04/04 →				24.0220-3729.2	480217	Ø 203,0 x 42 / 204,5 + RLG / + ABS Ring
 Bremsbackensatz								
1.4	54	05/03 →	➔	→ 07/10		03.0137-0426.2	650426	TRW Ø 203 x 38 + HEB
1.4 HDi	50	04/04 →	➔	→ 07/10; + ABS		03.0137-0439.2	650439	Ø 203 x 39 + HEB
						03.0520-7620.3	697620	TRW Ø 203 x 38 Ø 20,64 + RZ / + Zub TopKit
						03.0520-8520.3	698520	BOS Ø 203 x 39 Ø 20,64 + RZ / + Zub TopKit
			➔	→ 07/10; - ABS		03.0520-6119.3	696119	TRW Ø 203 x 38 Ø 19,05 + RZ / + Zub TopKit
 Seilzug, Feststellbremse								
1.4	54	05/03 →	➔	☑; → Orga 10233; Trommelbremse	2	24.3727-0346.2	580346	L= 1.716
1.4 HDi	50	04/04 →	➔	☑; Orga 10234 →; → 07/10; Trommelbremse	2	24.3727-0352.2	580352	L= 1.693
CITROËN - C4 I (LC_) 11/04 → 12/13								
 Seilzug, Feststellbremse								
1.4 16V	65	11/04 → 07/11	➔	☑; Scheibenbremse	2	24.3727-0832.2	580832	L= 2.035
1.6 16V	80	11/04 → 07/11						
1.6 HDi	66	11/04 → 07/11						
1.6 HDi	80	11/04 → 07/11						
1.6 THP 140	103	07/08 → 07/11						
1.6 THP 150	110	07/08 → 07/11						
1.6 VTi 120	88	07/08 → 07/11						
2.0 16V	100	11/04 → 07/07						
2.0 16V	103	11/04 → 07/11						
2.0 16V	130	11/04 → 07/08						
2.0 HDi	100	11/04 → 07/11						
2.0 HDi	103	07/08 → 07/11						
2.0 HDi	81	04/07 → 07/08	➔	☑; TÜrenanzahl: 5; Scheibenbremse	2	24.3727-0832.2	580832	L= 2.035
			➔	☑; TÜrenanzahl: 4; Scheibenbremse	2	24.3727-0839.2	580839	L= 2.115
CITROËN - C4 I Stufenheck 07/06 →								
 Seilzug, Feststellbremse								
1.6 16V	80	07/06 → 07/11	➔	☑; Scheibenbremse	2	24.3727-0839.2	580839	L= 2.115
1.6 HDi	80	07/06 → 07/11						
2.0 16V	103	07/06 → 07/11						
CITROËN - C4 AIRCROSS 08/10 →								
 Bremsbackensatz, Feststellbremse								
1.6	86	04/12 →				03.0137-3023.2	653023	Ø 170 x 32 - HEB
1.6 HDi 115	84	04/12 →						
1.6 HDi 115 AWC	84	05/12 →						
1.8 HDi 150	110	04/12 →						
1.8 HDi 150 AWC	110	04/12 →						







	kw			 	! #		
CITROËN - C4 AIRCROSS 08/10→							
Zubehörsatz, Feststellbremsbacken							
1.6	86	04/12→				03.0137-9307.2 669307	
1.6 HDi 115	84	04/12→					
1.6 HDi 115 AWC	84	05/12→					
1.8 HDi 150	110	04/12→					
1.8 HDi 150 AWC	110	04/12→					
CITROËN - C4 CACTUS 09/14→							
 Radbremszylinder							
1.2 PureTech 130	96	11/17→	➔	→Orga 15119; nicht für Facelift	2	24.3220-1741.3 020548	Ø 20,64 ALU
1.2 THP 110	81	09/14→					
1.2 VTi 75 / PureTech 75	55	09/14→	➔	Orga 15050→; für Facelift	2	24.3220-1743.3 020556	Ø 20,64 ALU
1.2 VTi 82	60	09/14→					
1.6 BlueHDi 100	73	09/14→					
1.6 HDi 90	68	09/14→					
1.5 BlueHDi 100	75	06/18→	➔		2	24.3220-1743.3 020556	Ø 20,64 ALU
1.5 BlueHDi 120	88	09/18→					
Zubehörsatz, Bremsbacken							
1.2 PureTech 130	96	11/17→	➔			03.0137-9281.2 669281	
1.2 THP 110	81	09/14→					
1.2 VTi 75 / PureTech 75	55	09/14→					
1.2 VTi 82	60	09/14→					
1.5 BlueHDi 100	75	06/18→					
1.5 BlueHDi 120	88	09/18→					
1.6 BlueHDi 100	73	09/14→					
1.6 HDi 90	68	09/14→					
 Bremsbackensatz							
1.2 PureTech 130	96	11/17→	➔			03.0137-0504.2 650504	BOS Ø 203 x 39 + HEB
1.2 THP 110	81	09/14→					
1.2 VTi 75 / PureTech 75	55	09/14→	➔	→Orga 15119; nicht für Facelift		03.0520-9620.3 699620	Ø 203 x 39 Ø 20,64 + RZ / + Zub TopKit
1.2 VTi 82	60	09/14→					
1.6 BlueHDi 100	73	09/14→	➔	Orga 15050→; für Facelift		03.0520-9720.3 699720	BOS Ø 203 x 39 Ø 20,64 + RZ / + Zub TopKit
1.6 HDi 90	68	09/14→					
1.5 BlueHDi 100	75	06/18→	➔			03.0137-0504.2 650504	BOS Ø 203 x 39 + HEB
1.5 BlueHDi 120	88	09/18→				03.0520-9720.3 699720	BOS Ø 203 x 39 Ø 20,64 + RZ / + Zub TopKit
 Seilzug, Feststellbremse							
1.2 PureTech 130	96	11/17→	➔	⚠; Scheibenbremse; →Orga 15119; nicht für Facelift	2	24.3727-0355.2 580355	L= 1.943
1.2 THP 110	81	09/14→					
1.2 VTi 75 / PureTech 75	55	09/14→	➔	⚠; Trommelbremse; →Orga 15119; nicht für Facelift	2	24.3727-0356.2 580356	L= 1.846
1.2 VTi 82	60	09/14→					
1.6 BlueHDi 100	73	09/14→					
1.6 HDi 90	68	09/14→					
CITROËN - C4 Coupe (LA_) 11/04→12/13							
 Seilzug, Feststellbremse							
1.4 16V	65	11/04→07/11	➔	⚠; → 07/10; Scheibenbremse	2	24.3727-0832.2 580832	L= 2.035
1.6 16V	80	11/04→07/11					
1.6 HDi	66	11/04→07/11					
1.6 HDi	80	11/04→07/11					
1.6 THP 150	110	07/08→07/11					
1.6 VTi 120	88	07/08→07/11					
2.0 16V	130	11/04→12/10					
2.0 HDi	100	11/04→12/10					
2.0 HDi	103	07/08→07/11					
2.0 16V	100	11/04→07/07	➔	⚠; Scheibenbremse	2	24.3727-0832.2 580832	L= 2.035
CITROËN - C5 I (DC_) 03/01→03/05							
 Seilzug, Feststellbremse							
1.8 16V (DC6FZB, DC6FZE)	85	03/01→08/04	←	⚠; Scheibenbremse	2	24.3727-0335.2 580335	L= 1.840
2.0 16V (DCRFNC, DCRFNF)	100	03/01→08/04					
2.0 16V HPi (DCRLZB)	103	03/01→08/04					
2.0 HDi	79	03/01→08/04					
2.0 HDi (DCRHYP)	66	03/01→08/04					
2.0 HDi (DCRHZB, DCRHZE)	80	03/01→08/04					
2.2 HDi (DC4HXB, DC4HXE)	98	03/01→08/04					
3.0 V6 (DCXFXC, DCXFXF)	152	03/01→08/04					











	kw					! #		
CITROËN - C5 I Break (DE_) 06/01→09/04								
 Seilzug, Feststellbremse								
1.8 16V (DE6FZB, DE6FZE)	85	06/01→08/04	←	↑; Scheibenbremse	2	24.3727-0335.2	580335	L= 1.840
2.0 16V (DERFNF, DERFNC, RERFNC)	100	06/01→08/04						
2.0 16V HPI (DERLZB)	103	06/01→08/04						
2.0 HDi	80	06/01→08/04						
2.0 HDi (DERHSB, DERHSE)	79	06/01→08/04						
2.0 HDi (DERHYB)	66	06/01→08/04						
2.2 HDi (DE4HXB, DE4HXE)	98	06/01→08/04						
3.0 Carlsson	173	09/03→08/04						
3.0 V6 (DEXFXC, DEXFXF)	152	06/01→08/04						
CITROËN - C5 II (RC_) 08/04→								
 Seilzug, Feststellbremse								
1.6 HDi (RC8HZB)	80	09/04→	←	↑; → 01/08; Scheibenbremse	2	24.3727-0335.2	580335	L= 1.840
1.8 16V	92	09/05→						
1.8 16V (RC6FZB)	85	09/04→						
2.0 16V (RCRFJB, RCRFJC)	103	09/04→						
2.0 HDi (RCRHRH)	100	09/04→						
2.2 HDi	120	05/06→						
2.2 HDi	125	04/06→						
2.2 HDi (RC4HXE)	98	09/04→						
3.0 V6 (RCXFUF)	152	09/04→						
CITROËN - C5 II Break (RE_) 09/04→								
 Seilzug, Feststellbremse								
1.6 HDi (RE8HZB)	80	09/04→	←	↑; → 01/08; Scheibenbremse	2	24.3727-0335.2	580335	L= 1.840
1.8 16V	92	09/05→						
1.8 16V (RE6FZB)	85	09/04→						
2.0 16V (RERFJB, RERFJC)	103	09/04→						
2.0 HDi (RERHRH)	100	09/04→						
2.2 HDi	120	05/06→						
2.2 HDi	125	04/06→						
2.2 HDi (RE4HXE)	98	09/04→						
3.0 V6 (REXFUF)	152	09/04→						
CITROËN - C8 (EA_, EB_) 06/02→								
 Seilzug, Feststellbremse								
2.0	100	07/02→	→	☐; →Orga 10284; für Linkslenker; Scheibenbremse		24.3727-0847.2	580847	L= 1.068
2.0 16V	103	09/05→						
2.0 HDi	79	07/02→	→	☐; →Orga 10284; für Rechtslenker; Scheibenbremse		24.3727-0847.2	580847	L= 1.068
2.0 HDi	80	07/02→						
2.0 HDi 135	100	03/06→	→	☐; →Orga 10284; für Rechtslenker; Scheibenbremse		24.3727-0848.2	580848	L= 2.360
2.0 HDi 165	120	03/06→						
2.2	116	07/02→						
2.2 HDi	94	07/02→	→	☐; →Orga 10284; für Linkslenker; Scheibenbremse		24.3727-0848.2	580848	L= 2.360
2.2 HDi	120	06/07→						
2.2 HDi	125	06/06→	→	☐; Orga 10285→; für Rechtslenker; → 07/14; Scheibenbremse		24.3727-0849.2	580849	L= 2.308
3.0 V6	150	07/02→	→	☐; Orga 10285→; für Linkslenker; →Orga 11043; Scheibenbremse		24.3727-0849.2	580849	L= 2.308
			→	☐; Orga 10285→; für Rechtslenker; → 07/14; Scheibenbremse		24.3727-0850.2	580850	L= 1.041
			→	☐; Orga 10285→; für Linkslenker; →Orga 11043; Scheibenbremse		24.3727-0850.2	580850	L= 1.041
2.0 HDi	88	07/06→	→	☐; 02/07→; für Linkslenker; →Orga 10284; Scheibenbremse		24.3727-0847.2	580847	L= 1.068
			→	☐; 02/07→; für Linkslenker; →Orga 10284; Scheibenbremse		24.3727-0848.2	580848	L= 2.360
			→	☐; Orga 10285→; für Linkslenker; →Orga 11043; Scheibenbremse		24.3727-0849.2	580849	L= 2.308
			→	☐; Orga 10285→; für Rechtslenker; → 07/14; Scheibenbremse		24.3727-0849.2	580849	L= 2.308
			→	☐; Orga 10285→; für Rechtslenker; → 07/14; Scheibenbremse		24.3727-0850.2	580850	L= 1.041
			→	☐; Orga 10285→; für Linkslenker; →Orga 11043; Scheibenbremse		24.3727-0850.2	580850	L= 1.041










	kw			 	! #		
CITROËN - C15 Kasten (VD_) 10/84→10/06							
 Radbremszylinder							
1.4 1.4 E 1.4 i 1.8 D	49 44 55 44	07/87→12/96 05/87→12/96 05/91→12/96 07/86→12/00	➔			24.3222-1118.3 020315	BDX Ø 22,2 GG
Zubehörsatz, Bremsbacken							
1.4 1.4 E 1.4 i 1.8 D	49 44 55 44	07/87→12/96 05/87→12/96 05/91→12/96 07/86→12/00	➔			03.0137-9188.2 669188	BDX
 Bremstrommel							
1.1 1.1 i 1.4 1.4 E 1.4 i 1.8 D	35 44 49 44 55 44	10/84→12/96 07/88→12/96 07/87→12/96 05/87→12/96 05/91→12/96 07/86→12/00	➔	Orga 04196→		24.0222-8017.1 480071	Ø 229,0 x 50,8 / 230
 Bremsbackensatz							
1.4 1.4 E 1.4 i 1.8 D	49 44 55 44	07/87→12/96 05/87→12/96 05/91→12/96 07/86→12/00	➔			03.0137-0285.2 650285 03.0520-2022.3 692022	BDX Ø 229 x 42 BDX Ø 229 x 42 Ø 22,2 + RZ / + Zub TopKit
 Seilzug, Feststellbremse							
1.4 1.4 E 1.4 i 1.8 D	49 44 55 44	07/87→12/96 05/87→12/96 05/91→12/96 07/86→12/00	➔	↓; Trommelbremse	2	24.3727-0324.2 580324	L= 1.715
CITROËN - C15 Kombi 04/87→08/00							
 Radbremszylinder							
1.4 1.8 D	55 44	05/91→07/96 04/87→08/00	➔			24.3222-1118.3 020315	BDX Ø 22,2 GG
Zubehörsatz, Bremsbacken							
1.4 1.8 D	55 44	05/91→07/96 04/87→08/00	➔			03.0137-9188.2 669188	BDX
 Bremstrommel							
1.1 1.8 D 1.4	44 44 55	08/88→07/96 04/87→08/00 05/91→07/96	➔	Orga 04196→		24.0222-8017.1 480071	Ø 229,0 x 50,8 / 230
 Bremsbackensatz							
1.4 1.8 D	55 44	05/91→07/96 04/87→08/00	➔			03.0137-0285.2 650285 03.0520-2022.3 692022	BDX Ø 229 x 42 BDX Ø 229 x 42 Ø 22,2 + RZ / + Zub TopKit
 Seilzug, Feststellbremse							
1.4 1.8 D	55 44	05/91→07/96 04/87→08/00	➔	↓; Trommelbremse	2	24.3727-0324.2 580324	L= 1.715
CITROËN - C-CROSSER (EP_) 02/07→							
 Bremsbackensatz, Feststellbremse							
2.2 HdI 2.4 16V	115 125	02/07→ 08/08→	➔	→ 01/13		03.0137-3015.2 653015	Ø 190 x 32 - HEB
Zubehörsatz, Feststellbremsbacken							
2.2 HdI 2.4 16V	115 125	02/07→ 08/08→	➔	→ 01/13		03.0137-9307.2 669307	
CITROËN - C-CROSSER ENTERPRISE 01/09→							
 Bremsbackensatz, Feststellbremse							
2.2 HdI 2.4 16V	115 125	01/09→ 01/09→	➔	→ 01/13		03.0137-3015.2 653015	Ø 190 x 32 - HEB
Zubehörsatz, Feststellbremsbacken							
2.2 HdI 2.4 16V	115 125	01/09→ 01/09→	➔	→ 01/13		03.0137-9307.2 669307	














	kw					! #		
CITROËN - C-ELYSEE 11/12→								
 Radbremszylinder								
1.2 VTi 72	53	11/12→	➔	☐; →Orga 14692; - ABS		24.3220-1617.3	020244	BDX Ø 20,64 GG
1.2 VTi 82	60	12/14→	➔	☐; →Orga 14692; - ABS		24.3220-1618.3	020245	BDX Ø 20,64 GG
1.6 BlueHDi 100	73	11/14→	➔	Br.trommeldurchm.innen [Zoll]: 9		24.3220-1732.3	020514	BOS Ø 20,64 ALU
1.6 HDi 92	68	11/12→	➔	Orga 14693→;		24.3220-1743.3	020556	Ø 20,64 ALU
1.6 VTi 115	85	11/12→	➔	Br.trommeldurchm.innen [Zoll]: 8		24.3220-1743.3	020556	Ø 20,64 ALU
			➔	→Orga 14692; + ABS		24.3220-1743.3	020556	Ø 20,64 ALU
1.5 BlueHDi 100	75	05/18→	➔	Br.trommeldurchm.innen [Zoll]: 9		24.3220-1732.3	020514	BOS Ø 20,64 ALU
			➔	Br.trommeldurchm.innen [Zoll]: 8	2	24.3220-1743.3	020556	Ø 20,64 ALU
Zubehörsatz, Bremsbacken								
1.2 VTi 72	53	11/12→	➔	Br.trommeldurchm.innen [Zoll]: 9		03.0137-9228.2	669228	BDX
1.2 VTi 82	60	12/14→	➔	Br.trommeldurchm.innen [Zoll]: 8		03.0137-9281.2	669281	
1.5 BlueHDi 100	75	05/18→	➔					
1.6 BlueHDi 100	73	11/14→	➔					
1.6 HDi 92	68	11/12→	➔					
1.6 VTi 115	85	11/12→	➔					
 Bremstrommel								
1.2 VTi 72	53	11/12→	➔			24.0222-9701.2	480219	Ø 228,6 x 51 / 230,1 + RLG / + ABS Ring
1.2 VTi 82	60	12/14→	➔					
1.5 BlueHDi 100	75	05/18→	➔					
1.6 BlueHDi 100	73	11/14→	➔					
1.6 HDi 92	68	11/12→	➔					
1.6 VTi 115	85	11/12→	➔					
 Bremsbackensatz								
1.2 VTi 72	53	11/12→	➔	Orga 14693→;		03.0137-0504.2	650504	BOS Ø 203 x 39 + HEB
1.2 VTi 82	60	12/14→	➔	Br.trommeldurchm.innen [Zoll]: 8		03.0137-0504.2	650504	BOS Ø 203 x 39 + HEB
1.6 BlueHDi 100	73	11/14→	➔	→Orga 14692; + ABS		03.0137-0504.2	650504	BOS Ø 203 x 39 + HEB
1.6 HDi 92	68	11/12→	➔	+ ABS; Br.trommeldurchm.innen [Zoll]: 8		03.0520-9720.3	699720	BOS Ø 203 x 39 Ø 20,64 + RZ / + Zub TopKit
1.6 VTi 115	85	11/12→	➔			03.0520-9720.3	699720	BOS Ø 203 x 39 Ø 20,64 + RZ / + Zub TopKit
1.5 BlueHDi 100	75	05/18→	➔	Br.trommeldurchm.innen [Zoll]: 8		03.0137-0504.2	650504	BOS Ø 203 x 39 + HEB
			➔			03.0520-9720.3	699720	BOS Ø 203 x 39 Ø 20,64 + RZ / + Zub TopKit
CITROËN - C-ZERO 10/10→								
 Bremsbackensatz								
C-Zero	35	10/10→	➔			03.0137-0525.2	650525	Ø 203 x 32 - HEB
C-Zero	47	10/10→	➔					
C-Zero	49	10/14→	➔					
CITROËN - DS3 11/09→12/16								
 Radbremszylinder								
1.2 THP 110	81	10/14→03/15	➔	Br.trommeldurchm.außen [mm]: 228		24.3220-1732.3	020514	BOS Ø 20,64 ALU
1.6 BlueHDi 75	55	03/15→07/15	➔	Br.trommeldurchm.außen [mm]: 203		24.3220-1741.3	020548	Ø 20,64 ALU
1.2 VTi 82	60	01/13→03/15	➔	Br.trommeldurchm.außen [mm]: 203		24.3220-1741.3	020548	Ø 20,64 ALU
1.4 HDi 70	50	04/10→07/15	➔					
1.6 BlueHDi 100	73	07/14→07/15	➔					
1.6 HDi 90	68	11/09→07/15	➔					
1.4 VTi 95	70	04/10→07/15	➔	Br.trommeldurchm.außen [mm]: 228		24.3220-1732.3	020514	BOS Ø 20,64 ALU
1.4 VTi 95 LPG	70	08/12→07/15	➔					
1.4 VTi 98	72	11/09→07/15	➔	04/10→;		24.3220-1732.3	020514	BOS Ø 20,64 ALU
			➔	Br.trommeldurchm.außen [mm]: 228				
Zubehörsatz, Bremsbacken								
1.2 THP 110	81	10/14→03/15	➔			03.0137-9228.2	669228	BDX
1.6 BlueHDi 75	55	03/15→07/15	➔			03.0137-9281.2	669281	
1.2 VTi 82	60	01/13→03/15	➔			03.0137-9281.2	669281	
1.4 HDi 70	50	04/10→07/15	➔					
1.6 BlueHDi 100	73	07/14→07/15	➔					
1.6 HDi 90	68	11/09→07/15	➔					
1.4 VTi 95	70	04/10→07/15	➔			03.0137-9228.2	669228	BDX
1.4 VTi 95 LPG	70	08/12→07/15	➔					
1.4 VTi 98	72	11/09→07/15	➔	04/10→		03.0137-9228.2	669228	BDX
 Bremstrommel								
1.2 THP 110	81	10/14→03/15	➔			24.0222-9701.2	480219	Ø 228,6 x 51 / 230,1 + RLG / + ABS Ring
1.4 VTi 95	70	04/10→07/15	➔					
1.4 VTi 95 LPG	70	08/12→07/15	➔					
1.6 BlueHDi 75	55	03/15→07/15	➔					
↓								












	kw			 	! #		
CITROËN - DS3 11/09→12/16							
 Bremstrommel							
1.4 VTi 98	72	11/09→07/15	➔	04/10→		24.0222-9701.2 480219	Ø 228,6 x 51 / 230,1 + RLG / + ABS Ring
 Bremsbackensatz							
1.2 THP 110 1.6 BlueHDi 75	81 55	10/14→03/15 03/15→07/15	➔			03.0137-0491.2 650491 03.0137-0504.2 650504 03.0520-9420.3 699420 03.0520-9620.3 699620	Ø 228 x 42 + HEB BOS Ø 203 x 39 + HEB BOS Ø 228 x 42 Ø 20,64 + RZ / + Zub TopKit Ø 203 x 39 Ø 20,64 + RZ / + Zub TopKit
1.2 VTi 82 1.4 HDi 70 1.6 BlueHDi 100 1.6 HDi 90	60 50 73 68	01/13→03/15 04/10→07/15 07/14→07/15 11/09→07/15	➔			03.0137-0504.2 650504 03.0520-9620.3 699620	BOS Ø 203 x 39 + HEB Ø 203 x 39 Ø 20,64 + RZ / + Zub TopKit
1.4 VTi 95 1.4 VTi 95 LPG	70 70	04/10→07/15 08/12→07/15	➔			03.0137-0491.2 650491 03.0520-9420.3 699420	Ø 228 x 42 + HEB BOS Ø 228 x 42 Ø 20,64 + RZ / + Zub TopKit
1.4 VTi 98	72	11/09→07/15	➔	04/10→		03.0137-0491.2 650491 03.0520-9420.3 699420	Ø 228 x 42 + HEB BOS Ø 228 x 42 Ø 20,64 + RZ / + Zub TopKit
CITROËN - DS3 Cabriolet 01/13→07/15							
 Radbremszylinder							
1.2 VTi 82 1.6 HDi 90	60 69	01/13→07/15 01/13→07/15	➔	03/13→; Br.trommeldurchm.außen [mm]: 203		24.3220-1741.3 020548	Ø 20,64 ALU
1.6 BlueHDi 100	73	07/14→07/15	➔	Br.trommeldurchm.außen [mm]: 203		24.3220-1741.3 020548	Ø 20,64 ALU
1.6 BlueHDi 115	85	10/13→07/15	➔	Br.trommeldurchm.außen [mm]: 228 Br.trommeldurchm.außen [mm]: 203		24.3220-1732.3 020514 24.3220-1741.3 020548	BOS Ø 20,64 ALU Ø 20,64 ALU
Zubehörsatz, Bremsbacken							
1.2 VTi 82 1.6 HDi 90	60 69	01/13→07/15 01/13→07/15	➔	03/13→		03.0137-9281.2 669281	
1.6 BlueHDi 100	73	07/14→07/15	➔			03.0137-9281.2 669281	
1.6 BlueHDi 115	85	10/13→07/15	➔			03.0137-9228.2 669228 03.0137-9281.2 669281	BDX
 Bremstrommel							
1.6 BlueHDi 115	85	10/13→07/15	➔			24.0222-9701.2 480219	Ø 228,6 x 51 / 230,1 + RLG / + ABS Ring
 Bremsbackensatz							
1.2 VTi 82 1.6 HDi 90	60 69	01/13→07/15 01/13→07/15	➔	03/13→		03.0137-0504.2 650504 03.0520-9620.3 699620	BOS Ø 203 x 39 + HEB Ø 203 x 39 Ø 20,64 + RZ / + Zub TopKit
1.6 BlueHDi 100	73	07/14→07/15	➔			03.0137-0504.2 650504 03.0520-9620.3 699620	BOS Ø 203 x 39 + HEB Ø 203 x 39 Ø 20,64 + RZ / + Zub TopKit
1.6 BlueHDi 115	85	10/13→07/15	➔			03.0137-0491.2 650491 03.0137-0504.2 650504 03.0520-9420.3 699420 03.0520-9620.3 699620	Ø 228 x 42 + HEB BOS Ø 203 x 39 + HEB BOS Ø 228 x 42 Ø 20,64 + RZ / + Zub TopKit Ø 203 x 39 Ø 20,64 + RZ / + Zub TopKit
CITROËN - EVASION Großraumlimousine (22, U6) 03/94→07/02							
 Radbremszylinder							
1.8 1.9 TD 2.0 2.0 HDi 2.0 HDi 16V	73 68 89 80 80	05/97→07/02 10/95→12/98 06/94→07/02 08/99→07/02 09/99→07/02	➔	- ABS		24.3219-1704.3 020374	Ø 19,05 GG
1.9 TD	66	11/94→07/02	➔	02/95→; - ABS		24.3219-1704.3 020374	Ø 19,05 GG
Zubehörsatz, Bremsbacken							
1.8	73	05/97→07/02	➔			03.0137-9208.2 669208	
1.9 TD	66	11/94→07/02	➔	02/95→; - ABS		03.0137-9208.2 669208	
1.9 TD 2.0	68 89	10/95→12/98 06/94→07/02	➔	- ABS		03.0137-9208.2 669208	










	kw				! #		
CITROËN - EVASION Großraumlimousine (22, U6) 03/94→07/02							
Zubehörsatz, Bremsbacken							
2.0 HDI 2.0 HDI 16V	80 80	08/99→07/02 09/99→07/02	➔	- ABS		03.0137-9208.2 669208	
Bremstrommel							
1.8	73	05/97→07/02	➔			24.0225-5003.1 480066	Ø 255,0 x 67 / 256
1.9 TD	66	11/94→07/02	➔	02/95→; - ABS		24.0225-5003.1 480066	Ø 255,0 x 67 / 256
1.9 TD 2.0 2.0 HDI 2.0 HDI 16V	68 89 80 80	10/95→12/98 06/94→07/02 08/99→07/02 09/99→07/02	➔	- ABS		24.0225-5003.1 480066	Ø 255,0 x 67 / 256
Bremsbackensatz							
1.8	73	05/97→07/02	➔			03.0137-0314.2 650314	Ø 255 x 61
			➔	- ABS		03.0520-2619.3 692619	BDX Ø 255 x 61 Ø 19,05 + RZ / + Zub TopKit
1.9 TD	66	11/94→07/02	➔	02/95→; - ABS		03.0137-0314.2 650314 03.0520-2619.3 692619	Ø 255 x 61 BDX Ø 255 x 61 Ø 19,05 + RZ / + Zub TopKit
1.9 TD 2.0 2.0 HDI 2.0 HDI 16V	68 89 80 80	10/95→12/98 06/94→07/02 08/99→07/02 09/99→07/02	➔	- ABS		03.0137-0314.2 650314 03.0520-2619.3 692619	Ø 255 x 61 BDX Ø 255 x 61 Ø 19,05 + RZ / + Zub TopKit
Bremsbackensatz, Feststellbremse							
1.8 2.0 2.0 16V 2.0 HDI 2.0 HDI 16V 2.0 Turbo C.T. 2.1 TD	73 89 100 80 80 108 80	05/97→07/02 06/94→07/02 05/00→07/02 08/99→07/02 09/99→07/02 06/94→07/02 05/96→07/02				03.0137-4018.2 654018	Ø 180 x 30 + Zub
1.9 TD	66	11/94→07/02		02/95→		03.0137-4018.2 654018	Ø 180 x 30 + Zub
2.0 16V	97	05/98→04/00		12/98→		03.0137-4018.2 654018	Ø 180 x 30 + Zub
Zubehörsatz, Feststellbremsbacken							
1.8 2.0 2.0 16V 2.0 HDI 2.0 HDI 16V 2.0 Turbo C.T. 2.1 TD	73 89 100 80 80 108 80	05/97→07/02 06/94→07/02 05/00→07/02 08/99→07/02 09/99→07/02 06/94→07/02 05/96→07/02				03.0137-9700.2 669700 03.0137-9702.2 669702 03.0137-9249.2 669249	
1.9 TD	66	11/94→07/02		02/95→		03.0137-9700.2 669700 03.0137-9702.2 669702	
			➔	02/95→		03.0137-9249.2 669249	
2.0 16V	97	05/98→04/00		12/98→		03.0137-9700.2 669700 03.0137-9702.2 669702	
			➔	12/98→		03.0137-9249.2 669249	
Seilzug, Feststellbremse							
1.8 1.9 TD 2.0 2.0 HDI 2.0 HDI 16V	73 68 89 80 80	05/97→07/02 10/95→12/98 06/94→07/02 08/99→07/02 09/99→07/02	←	☒; für Linkslenker; Scheibenbremse	1	24.3727-0336.2 580336	L= 500
			➔	☒; für Linkslenker; Scheibenbremse		24.3727-0529.2 580529	L= 2.205
			➔	☐; für Linkslenker; Scheibenbremse		24.3727-0530.2 580530	L= 1.255
			➔	☒; für Linkslenker; Trommelbremse		24.3727-0531.2 580531	L= 2.286
			➔	☐; Trommelbremse		24.3727-0532.2 580532	L= 1.063
1.9 TD	66	11/94→07/02	←	☒; 02/95→; für Linkslenker; Scheibenbremse	1	24.3727-0336.2 580336	L= 500
			➔	☒; 02/95→; für Linkslenker; Scheibenbremse		24.3727-0529.2 580529	L= 2.205
			➔	☐; 02/95→; für Linkslenker; Scheibenbremse		24.3727-0530.2 580530	L= 1.255
			➔	☒; 02/95→; für Linkslenker; Trommelbremse		24.3727-0531.2 580531	L= 2.286
			➔	☐; 02/95→; Trommelbremse		24.3727-0532.2 580532	L= 1.063
2.0 16V	97	05/98→04/00	←	☒; 12/98→; für Linkslenker; Scheibenbremse	1	24.3727-0336.2 580336	L= 500
			➔	☒; 12/98→; für Linkslenker; Scheibenbremse		24.3727-0529.2 580529	L= 2.205








	kw					! #		
CITROËN - EVASION Großraumlimousine (22, U6) 03/94→07/02								
 Seilzug, Feststellbremse								
2.0 16V	97	05/98→04/00	➔	☐; 12/98→; für Linkslenker; Scheibenbremse			24.3727-0530.2 580530	L= 1.255
2.0 16V	100	05/00→07/02	➔	☐; für Linkslenker; Scheibenbremse	1		24.3727-0336.2 580336	L= 500
2.0 Turbo C.T.	108	06/94→07/02	➔	☐; für Linkslenker; Scheibenbremse			24.3727-0529.2 580529	L= 2.205
2.1 TD	80	05/96→07/02	➔	☐; für Linkslenker; Scheibenbremse			24.3727-0530.2 580530	L= 1.255
CITROËN - JUMPER Bus 04/06→								
 Bremsbackensatz, Feststellbremse								
2.0 BlueHDi 110	81	07/15→	➔				03.0137-4004.2 654004	Ø 172 x 42 + Zub
2.0 BlueHDi 130	96	07/15→						
2.0 BlueHDi 160	120	07/15→						
2.2 HDi 100	74	04/06→						
2.2 HDi 110	81	07/11→						
2.2 HDi 120	88	04/06→						
2.2 HDi 130	96	07/11→						
2.2 HDi 150	110	07/11→						
3.0 HDi 155	115	07/10→						
3.0 HDi 160	116	09/06→						
3.0 HDi 180	130	07/11→						
CITROËN - JUMPER Bus (230P) 02/94→04/02								
 Radbremszylinder								
1.9 D	51	01/99→04/02	➔	→ 10/01; Nutzlast [kg]: 1.000			24.3225-1701.3 020399	Ø 25,4 GG
			➔	11/01→ 03/02; Nutzlast [kg]: 1.000			24.3226-1702.3 020469	Ø 26,99 GG
1.9 TD	66	08/94→04/02	➔	→ 10/01; Nutzlast ab [kg] 1.000 Nutzlast bis [kg] 1.400			24.3225-1701.3 020399	Ø 25,4 GG
1.9 TD	68	02/94→04/02						
1.9 TD 4x4	68	08/96→04/02	➔	11/01→ 03/02; Nutzlast ab [kg] 1.000 Nutzlast bis [kg] 1.400			24.3226-1702.3 020469	Ø 26,99 GG
2.0 4x4	80	08/96→04/02						
2.0	80	02/94→04/02	➔	→ 10/01; Nutzlast ab [kg] 1.000 Nutzlast bis [kg] 1.400			24.3225-1701.3 020399	Ø 25,4 GG
			➔	11/01→ 03/02; Nutzlast ab [kg] 1.000 Nutzlast bis [kg] 1.400			24.3226-1702.3 020469	Ø 26,99 GG
			➔	→ 10/01; Nutzlast [kg]: 1.800			24.3228-1701.3 020401	Ø 28,57 GG
2.5 D	63	08/94→04/02	➔	→ 10/01; Nutzlast [kg]: 1.400			24.3225-1701.3 020399	Ø 25,4 GG
			➔	11/01→ 03/02; Nutzlast [kg]: 1.400			24.3226-1702.3 020469	Ø 26,99 GG
			➔	→ 10/01; Nutzlast [kg]: 1.800			24.3228-1701.3 020401	Ø 28,57 GG
2.5 TD	76	08/94→04/02	➔	→ 10/01; Nutzlast [kg]: 1.400			24.3226-1702.3 020469	Ø 26,99 GG
2.8 HDi	94	09/00→04/02	➔	11/01→ 03/02; Nutzlast [kg]: 1.400			24.3226-1702.3 020469	Ø 26,99 GG
			➔	→ 10/01; Nutzlast [kg]: 1.800			24.3228-1701.3 020401	Ø 28,57 GG
2.5 TDi	79	12/96→11/00	➔	Nutzlast [kg]: 1.400			24.3226-1702.3 020469	Ø 26,99 GG
			➔	Nutzlast [kg]: 1.800			24.3228-1701.3 020401	Ø 28,57 GG
2.8 D	64	01/99→02/02	➔	→ S 16206253; Nutzlast [kg]: 1.400			24.3225-1701.3 020399	Ø 25,4 GG
			➔				24.3226-1702.3 020469	Ø 26,99 GG
			➔	S 16204256→; Nutzlast [kg]: 1.400			24.3226-1702.3 020469	Ø 26,99 GG
			➔	→ S 16209999; Nutzlast [kg]: 1.800			24.3228-1701.3 020401	Ø 28,57 GG
Zubehörsatz, Bremsbacken								
1.9 D	51	01/99→04/02	➔	→ 10/01; Nutzlast [kg]: 1.000			03.0137-9219.2 669219	TRW
			➔	11/01→ 03/02; Nutzlast [kg]: 1.000			03.0137-9285.2 669285	AP
1.9 TD	66	08/94→04/02	➔	→ 10/01; Nutzlast ab [kg] 1.000 Nutzlast bis [kg] 1.400			03.0137-9219.2 669219	TRW
1.9 TD	68	02/94→04/02						
1.9 TD 4x4	68	08/96→04/02	➔	11/01→ 03/02; Nutzlast ab [kg] 1.000 Nutzlast bis [kg] 1.400			03.0137-9285.2 669285	AP
2.0 4x4	80	08/96→04/02						
2.0	80	02/94→04/02	➔	→ 10/01; Nutzlast [kg]: 1.800			03.0137-9219.2 669219	TRW
			➔	→ 10/01; Nutzlast ab [kg] 1.000 Nutzlast bis [kg] 1.400			03.0137-9219.2 669219	TRW
			➔	11/01→ 03/02; Nutzlast ab [kg] 1.000 Nutzlast bis [kg] 1.400			03.0137-9285.2 669285	AP
2.5 D	63	08/94→04/02	➔	→ 10/01; Nutzlast [kg]: 1.400			03.0137-9219.2 669219	TRW
2.5 TD	76	08/94→04/02	➔	→ 10/01; Nutzlast [kg]: 1.800			03.0137-9219.2 669219	TRW
2.8 HDi	94	09/00→04/02	➔	11/01→ 03/02; Nutzlast [kg]: 1.400			03.0137-9285.2 669285	AP
2.5 TDi	79	12/96→11/00	➔	Nutzlast [kg]: 1.800			03.0137-9219.2 669219	TRW
			➔	Nutzlast [kg]: 1.400			03.0137-9219.2 669219	TRW
2.8 D	64	01/99→02/02	➔	→ S 16206253; Nutzlast [kg]: 1.400			03.0137-9219.2 669219	TRW











	kw			 	! #		
CITROËN - JUMPER Bus (230P) 02/94→04/02							
Zubehörsatz, Bremsbacken							
2.8 D	64	01/99→02/02	➡	→ S 16209999; Nutzlast [kg]: 1.800	03.0137-9219.2	669219	TRW
			➡	→ S 16204256→; Nutzlast [kg]: 1.400	03.0137-9285.2	669285	AP
 Bremstrommel							
1.9 D	51	01/99→04/02	➡	→ 03/02; Nutzlast [kg]: 1.000	24.0225-4002.1	480048	Ø 254,0 x 64,4 / 255,6
1.9 TD	66	08/94→04/02	➡	→ 03/02; Nutzlast ab [kg] 1.000 Nutzlast bis [kg] 1.400	24.0225-4002.1	480048	Ø 254,0 x 64,4 / 255,6
1.9 TD	68	02/94→04/02					
1.9 TD 4x4	68	08/96→04/02					
2.0 4x4	80	08/96→04/02					
2.0	80	02/94→04/02	➡	→ 03/02; Nutzlast ab [kg] 1.000 Nutzlast bis [kg] 1.400	24.0225-4002.1	480048	Ø 254,0 x 64,4 / 255,6
			➡	→ 10/01; Nutzlast [kg]: 1.800	24.0225-4005.1	480070	Ø 254,0 x 64,5 / 255,6
2.5 D	63	08/94→04/02	➡	→ 03/02; Nutzlast [kg]: 1.400	24.0225-4002.1	480048	Ø 254,0 x 64,4 / 255,6
			➡	→ 10/01; Nutzlast [kg]: 1.800	24.0225-4005.1	480070	Ø 254,0 x 64,5 / 255,6
2.5 TD	76	08/94→04/02					
2.8 HDi	94	09/00→04/02					
2.5 TDi	79	12/96→11/00	➡	Nutzlast [kg]: 1.400	24.0225-4002.1	480048	Ø 254,0 x 64,4 / 255,6
			➡	Nutzlast [kg]: 1.800	24.0225-4005.1	480070	Ø 254,0 x 64,5 / 255,6
2.8 D	64	01/99→02/02	➡	Nutzlast [kg]: 1.400	24.0225-4002.1	480048	Ø 254,0 x 64,4 / 255,6
			➡	→ S 16209999; Nutzlast [kg]: 1.800	24.0225-4005.1	480070	Ø 254,0 x 64,5 / 255,6
 Bremsbackensatz							
1.9 D	51	01/99→04/02	➡	→ 10/01; Nutzlast [kg]: 1.000; nicht für Wohnmobile	03.0137-0333.2	650333	TRW Ø 254 x 57 + HEB
			➡	11/01→ 03/02; Nutzlast [kg]: 1.000; nicht für Wohnmobile	03.0520-0925.3	690925	TRW Ø 254 x 57 Ø 25,4 + RZ / + Zub TopKit
1.9 TD	66	08/94→04/02	➡	→ 10/01; Nutzlast ab [kg] 1.000 Nutzlast bis [kg] 1.400; nicht für Wohnmobile	03.0137-0333.2	650333	TRW Ø 254 x 57 + HEB
			➡	11/01→ 03/02; Nutzlast ab [kg] 1.000 Nutzlast bis [kg] 1.400; nicht für Wohnmobile	03.0520-0925.3	690925	TRW Ø 254 x 57 Ø 25,4 + RZ / + Zub TopKit
1.9 TD	68	02/94→04/02					
1.9 TD 4x4	68	08/96→04/02					
2.0 4x4	80	08/96→04/02					
2.0	80	02/94→04/02	➡	→ 10/01; Nutzlast ab [kg] 1.000 Nutzlast bis [kg] 1.400; nicht für Wohnmobile	03.0137-0333.2	650333	TRW Ø 254 x 57 + HEB
			➡	→ 10/01; Nutzlast [kg]: 1.800; nicht für Wohnmobile	03.0520-0925.3	690925	TRW Ø 254 x 57 Ø 25,4 + RZ / + Zub TopKit
			➡	→ 10/01; Nutzlast [kg]: 1.800; nicht für Wohnmobile	03.0137-0334.2	650334	TRW Ø 254 x 57 + HEB
2.5 D	63	08/94→04/02	➡	→ 10/01; Nutzlast [kg]: 1.400; nicht für Wohnmobile	03.0520-0728.3	690728	TRW Ø 254 x 57 Ø 28,57 + RZ / + Zub TopKit
			➡	→ 10/01; Nutzlast [kg]: 1.800; nicht für Wohnmobile	03.0137-0334.2	650334	TRW Ø 254 x 57 + HEB
			➡	11/01→ 03/02; Nutzlast [kg]: 1.400; nicht für Wohnmobile	03.0520-0226.3	690226	TRW Ø 254 x 57 Ø 26,99 + RZ / + Zub TopKit
2.5 TD	76	08/94→04/02	➡	→ 10/01; Nutzlast [kg]: 1.400; nicht für Wohnmobile	03.0137-0333.2	650333	TRW Ø 254 x 57 + HEB
			➡	→ 10/01; Nutzlast [kg]: 1.800; nicht für Wohnmobile	03.0520-0226.3	690226	TRW Ø 254 x 57 Ø 26,99 + RZ / + Zub TopKit
			➡	→ 10/01; Nutzlast [kg]: 1.800; nicht für Wohnmobile	03.0137-0334.2	650334	TRW Ø 254 x 57 + HEB
2.8 HDi	94	09/00→04/02					
2.5 TDi	79	12/96→11/00	➡	→ 10/01; Nutzlast [kg]: 1.400; nicht für Wohnmobile	03.0520-0728.3	690728	TRW Ø 254 x 57 Ø 28,57 + RZ / + Zub TopKit
			➡	11/01→ 03/02; Nutzlast [kg]: 1.400; nicht für Wohnmobile	03.0137-0432.2	650432	AP Ø 254 x 57 + HEB
			➡	Nutzlast [kg]: 1.800; nicht für Wohnmobile	03.0520-0326.3	690326	AP Ø 254 x 57 Ø 26,99 + RZ / + Zub TopKit
↓							













	kw					! #		
CITROËN - JUMPER Bus (230P) 02/94→04/02								
 Bremsbackensatz								
2.8 D	64	01/99→02/02	➔	→ S 16206253; Nutzlast [kg]: 1.400; nicht für Wohnmobile		03.0137-0333.2	650333	TRW Ø 254 x 57 + HEB
			➔	→ S 16209999; Nutzlast [kg]: 1.800; nicht für Wohnmobile		03.0137-0334.2	650334	TRW Ø 254 x 57 + HEB
			➔	S 16204256→; Nutzlast [kg]: 1.400; nicht für Wohnmobile		03.0137-0432.2	650432	AP Ø 254 x 57 + HEB
 Seilzug, Feststellbremse								
1.9 D	51	01/99→04/02	➔	↓; → S 16158427; Nutzlast [kg]: 1.000; Scheiben/Trommel	1	24.3727-0345.2	580345	L= 3.045
			➔	↓; S 16158428→; → 03/02; Nutzlast [kg]: 1.000; Scheiben/Trommel	1	24.3727-0350.2	580350	L= 2.827
1.9 TD	66	08/94→04/02	➔	↓; → S 16158427; Nutzlast ab [kg] 1.000 Nutzlast bis [kg] 1.400; Scheiben/Trommel	1	24.3727-0345.2	580345	L= 3.045
1.9 TD	68	02/94→04/02	➔	↓; S 16158428→; → 03/02; Nutzlast ab [kg] 1.000 Nutzlast bis [kg] 1.400; Scheiben/Trommel	1	24.3727-0350.2	580350	L= 2.827
2.0	80	02/94→04/02	➔	↓; → S 16158427; Nutzlast ab [kg] 1.000 Nutzlast bis [kg] 1.800; Scheiben/Trommel	1	24.3727-0345.2	580345	L= 3.045
			➔	↓; S 16158428→; → 03/02; Nutzlast ab [kg] 1.000 Nutzlast bis [kg] 1.800; Scheiben/Trommel	1	24.3727-0350.2	580350	L= 2.827
2.5 D	63	08/94→04/02	➔	↓; → S 16158427; Nutzlast ab [kg] 1.400 Nutzlast bis [kg] 1.800; Scheiben/Trommel	1	24.3727-0345.2	580345	L= 3.045
2.5 TD	76	08/94→04/02	➔	↓; → S 16158427; Nutzlast ab [kg] 1.400 Nutzlast bis [kg] 1.800; Scheiben/Trommel	1	24.3727-0345.2	580345	L= 3.045
2.8 HDi	94	09/00→04/02	➔	↓; S 16158428→; → 03/02; Nutzlast ab [kg] 1.400 Nutzlast bis [kg] 1.800; Scheiben/Trommel	1	24.3727-0350.2	580350	L= 2.827
2.5 TDi	79	12/96→11/00	➔	↓; → S 16158427; Nutzlast ab [kg] 1.400 Nutzlast bis [kg] 1.800; Scheiben/Trommel	1	24.3727-0345.2	580345	L= 3.045
2.8 D	64	01/99→02/02	➔	↓; S 16158428→; Nutzlast ab [kg] 1.400 Nutzlast bis [kg] 1.800; Scheiben/Trommel	1	24.3727-0350.2	580350	L= 2.827
CITROËN - JUMPER Bus (244, Z_) 04/02→								
 Radbremszylinder								
2.0	81	04/02→	➔	→ 03/06; Nutzlast ab [kg] 1.000 Nutzlast bis [kg] 1.400		24.3226-1702.3	020469	Ø 26,99 GG
2.0 HDi	62	04/02→	➔	→ 03/06; Nutzlast ab [kg] 1.000 Nutzlast bis [kg] 1.400		24.3226-1702.3	020469	Ø 26,99 GG
2.2 HDi	74	04/02→	➔	→ 03/06; Nutzlast ab [kg] 1.000 Nutzlast bis [kg] 1.400		24.3226-1702.3	020469	Ø 26,99 GG
2.8 HDi	94	04/02→	➔	→ 03/06; Nutzlast ab [kg] 1.000 Nutzlast bis [kg] 1.400		24.3226-1702.3	020469	Ø 26,99 GG
2.8 HDi Allrad	94	04/02→	➔	→ 03/06		24.3226-1702.3	020469	Ø 26,99 GG
Zubehörsatz, Bremsbacken								
2.0	81	04/02→	➔	→ 03/06; Nutzlast ab [kg] 1.000 Nutzlast bis [kg] 1.400		03.0137-9285.2	669285	AP
2.0 HDi	62	04/02→	➔	→ 03/06; Nutzlast ab [kg] 1.000 Nutzlast bis [kg] 1.400		03.0137-9285.2	669285	AP
2.2 HDi	74	04/02→	➔	→ 03/06; Nutzlast ab [kg] 1.000 Nutzlast bis [kg] 1.400		03.0137-9285.2	669285	AP
2.8 HDi	94	04/02→	➔	→ 03/06; Nutzlast ab [kg] 1.000 Nutzlast bis [kg] 1.400		03.0137-9285.2	669285	AP
2.8 HDi Allrad	94	04/02→	➔	→ 03/06		03.0137-9285.2	669285	AP
 Bremstrommel								
2.0	81	04/02→	➔	→ 03/06; Nutzlast ab [kg] 1.000 Nutzlast bis [kg] 1.400		24.0225-4002.1	480048	Ø 254,0 x 64,4 / 255,6
2.0 HDi	62	04/02→	➔	→ 03/06; Nutzlast ab [kg] 1.000 Nutzlast bis [kg] 1.400		24.0225-4002.1	480048	Ø 254,0 x 64,4 / 255,6
2.2 HDi	74	04/02→	➔	→ 03/06; Nutzlast ab [kg] 1.000 Nutzlast bis [kg] 1.400		24.0225-4002.1	480048	Ø 254,0 x 64,4 / 255,6
2.8 HDi	94	04/02→	➔	→ 03/06; Nutzlast ab [kg] 1.000 Nutzlast bis [kg] 1.400		24.0225-4002.1	480048	Ø 254,0 x 64,4 / 255,6
2.8 HDi Allrad	94	04/02→	➔	→ 03/06		24.0225-4002.1	480048	Ø 254,0 x 64,4 / 255,6
 Bremsbackensatz								
2.0	81	04/02→	➔	→ 03/06; Nutzlast ab [kg] 1.000 Nutzlast bis [kg] 1.400; nicht für Wohnmobile		03.0137-0432.2	650432	AP Ø 254 x 57 + HEB
2.0 HDi	62	04/02→	➔	→ 03/06; Nutzlast ab [kg] 1.000 Nutzlast bis [kg] 1.400; nicht für Wohnmobile		03.0520-0326.3	690326	AP Ø 254 x 57 Ø 26,99 + RZ / + Zub TopKit
2.2 HDi	74	04/02→	➔	→ 03/06; Nutzlast ab [kg] 1.000 Nutzlast bis [kg] 1.400; nicht für Wohnmobile		03.0137-0432.2	650432	AP Ø 254 x 57 + HEB
2.8 HDi	94	04/02→	➔	→ 03/06; Nutzlast ab [kg] 1.000 Nutzlast bis [kg] 1.400; nicht für Wohnmobile		03.0520-0326.3	690326	AP Ø 254 x 57 Ø 26,99 + RZ / + Zub TopKit
2.8 HDi Allrad	94	04/02→	➔	→ 03/06; nicht für Wohnmobile		03.0137-0432.2	650432	AP Ø 254 x 57 + HEB
						03.0520-0326.3	690326	AP Ø 254 x 57 Ø 26,99 + RZ / + Zub TopKit
 Bremsbackensatz, Feststellbremse								
2.0 bivalent	81	02/03→	➔	→ 03/06; Nutzlast ab [kg] 1.000 Nutzlast bis [kg] 1.800; - Stützlager		03.0137-4002.2	654002	Ø 172 x 42 + Zub
2.0 HDi	62	04/02→	➔	→ 03/06; Nutzlast ab [kg] 1.000 Nutzlast bis [kg] 1.800; - Stützlager		03.0137-4002.2	654002	Ø 172 x 42 + Zub
2.2 HDi	74	04/02→	➔	→ 03/06; Nutzlast ab [kg] 1.000 Nutzlast bis [kg] 1.800; - Stützlager		03.0137-4002.2	654002	Ø 172 x 42 + Zub
2.8 HDi	94	04/02→	➔	→ 03/06; Nutzlast ab [kg] 1.000 Nutzlast bis [kg] 1.800; - Stützlager		03.0137-4002.2	654002	Ø 172 x 42 + Zub
↓								











	kw					! #		
CITROËN - JUMPER Bus (244, Z_) 04/02→								
 Bremsbackensatz, Feststellbremse								
2.8 HDi Allrad	94	04/02→	➔	→ 03/06; - Stützlager			03.0137-4002.2 654002	Ø 172 x 42 + Zub
 Seilzug, Feststellbremse								
2.0 HDi	62	04/02→	←	☒; → 03/06; Nutzlast ab [kg] 1.000 Nutzlast bis [kg] 1.800; Trommelbremse	1	24.3727-0300.2 580300		L= 1.078
2.2 HDi	74	04/02→	←	☒; S 17103013→; → 03/06; für Linkslenker; Nutzlast ab [kg] 1.000 Nutzlast bis [kg] 1.800; Scheibenbremse	1	24.3727-0300.2 580300		L= 1.078
2.8 HDi	94	04/02→	←	☒; → S 17103012; Nutzlast ab [kg] 1.000 Nutzlast bis [kg] 1.800; Scheibenbremse	1	24.3727-0300.2 580300		L= 1.078
			➔	☒; → 03/06; Nutzlast ab [kg] 1.000 Nutzlast bis [kg] 1.800; Trommelbremse	1	24.3727-0343.2 580343		L= 2.827
			➔	☒; → S 17103012; Nutzlast ab [kg] 1.000 Nutzlast bis [kg] 1.800; Scheibenbremse	1	24.3727-0348.2 580348		L= 2.715
2.8 HDi Allrad	94	04/02→	←	☒; S 17103013→; → 03/06; Nutzlast ab [kg] 1.000 Nutzlast bis [kg] 1.800; Scheibenbremse	1	24.3727-0562.2 580562		L= 1.059
			←	☒; → S 17103012; Nutzlast ab [kg] 1.000 Nutzlast bis [kg] 1.800; Scheibenbremse	1	24.3727-0562.2 580562		L= 1.059
			➔	☒; → S 17103012; Nutzlast ab [kg] 1.000 Nutzlast bis [kg] 1.800; Scheibenbremse	1	24.3727-0348.2 580348		L= 2.715
CITROËN - JUMPER Kasten 04/06→								
 Bremsbackensatz, Feststellbremse								
2.0 BlueHDi 110	81	04/16→	➔				03.0137-4004.2 654004	Ø 172 x 42 + Zub
2.0 BlueHDi 130	96	04/16→						
2.0 BlueHDi 160	120	04/16→						
2.2 HDi 100	74	04/06→						
2.2 HDi 110	81	07/11→						
2.2 HDi 120	88	04/06→						
2.2 HDi 130	96	07/11→						
2.2 HDi 150	110	07/11→						
3.0 HDi 145	107	07/10→						
3.0 HDi 155	115	07/10→						
3.0 HDi 160	116	09/06→						
3.0 HDi 180	130	07/11→						
CITROËN - JUMPER Kasten (230L) 02/94→08/02								
 Radbremszylinder								
1.9 D	50	07/99→04/02	➔	→ 10/01; Nutzlast [kg]: 1.000		24.3225-1701.3 020399		Ø 25,4 GG
1.9 D	51	02/94→04/02	➔	11/01→ 03/02; Nutzlast [kg]: 1.000		24.3226-1702.3 020469		Ø 26,99 GG
1.9 TD	66	03/94→04/02	➔	→ 10/01; Nutzlast ab [kg] 1.000 Nutzlast bis [kg] 1.400		24.3225-1701.3 020399		Ø 25,4 GG
1.9 TD	68	03/94→04/02	➔	11/01→ 03/02; Nutzlast ab [kg] 1.000 Nutzlast bis [kg] 1.400		24.3226-1702.3 020469		Ø 26,99 GG
2.0	80	03/94→04/02	➔	→ 10/01; Nutzlast ab [kg] 1.000 Nutzlast bis [kg] 1.400		24.3225-1701.3 020399		Ø 25,4 GG
			➔	11/01→ 03/02; Nutzlast ab [kg] 1.000 Nutzlast bis [kg] 1.400		24.3226-1702.3 020469		Ø 26,99 GG
			➔	→ 10/01; Nutzlast [kg]: 1.800		24.3228-1701.3 020401		Ø 28,57 GG
2.0 4x4	80	10/96→01/02	➔	→ 10/01; Nutzlast ab [kg] 1.000 Nutzlast bis [kg] 1.400		24.3225-1701.3 020399		Ø 25,4 GG
			➔	11/01→; Nutzlast ab [kg] 1.000 Nutzlast bis [kg] 1.400		24.3226-1702.3 020469		Ø 26,99 GG
			➔	→ 10/01; Nutzlast [kg]: 1.800		24.3228-1701.3 020401		Ø 28,57 GG
2.0 HDi	62	11/01→04/02	➔	→ 03/02; Nutzlast ab [kg] 1.000 Nutzlast bis [kg] 1.400		24.3226-1702.3 020469		Ø 26,99 GG
2.5 D	63	03/94→04/02	➔	→ 10/01; Nutzlast [kg]: 1.400		24.3225-1701.3 020399		Ø 25,4 GG
2.5 D 4x4	63	03/00→04/02	➔	11/01→ 03/02; Nutzlast [kg]: 1.400		24.3226-1702.3 020469		Ø 26,99 GG
			➔	→ 10/01; Nutzlast [kg]: 1.800		24.3228-1701.3 020401		Ø 28,57 GG
2.5 DT 4x4	76	10/96→08/97	➔	Nutzlast [kg]: 1.400		24.3226-1702.3 020469		Ø 26,99 GG
2.5 TD	76	03/94→04/02	➔	→ 10/01; Nutzlast [kg]: 1.400		24.3226-1702.3 020469		Ø 26,99 GG
2.8 HDi	94	09/00→04/02	➔	11/01→ 03/02; Nutzlast [kg]: 1.400		24.3226-1702.3 020469		Ø 26,99 GG
2.8 HDi 4x4	94	09/00→04/02	➔	→ 10/01; Nutzlast [kg]: 1.800		24.3228-1701.3 020401		Ø 28,57 GG
2.5 TDi	79	12/96→11/00	➔	Nutzlast [kg]: 1.400		24.3226-1702.3 020469		Ø 26,99 GG
2.5 TDi 4x4	79	03/00→11/00	➔					











	kw				! #		
CITROËN - JUMPER Kasten (230L) 02/94→08/02							
 Radbremszylinder							
2.5 TDi	79	12/96→11/00	➡	Nutzlast [kg]: 1.800		24.3228-1701.3 020401	Ø 28,57 GG
2.5 TDi 4x4	79	03/00→11/00					
Zubehörsatz, Bremsbacken							
1.9 D	50	07/99→04/02	➡	→ 10/01; Nutzlast [kg]: 1.000		03.0137-9219.2 669219	TRW
1.9 D	51	02/94→04/02	➡	11/01→ 03/02; Nutzlast [kg]: 1.000		03.0137-9285.2 669285	AP
1.9 TD	66	03/94→04/02	➡	→ 10/01; Nutzlast ab [kg] 1.000 Nutzlast bis [kg] 1.400		03.0137-9219.2 669219	TRW
1.9 TD	68	03/94→04/02	➡	11/01→ 03/02; Nutzlast ab [kg] 1.000 Nutzlast bis [kg] 1.400		03.0137-9285.2 669285	AP
2.0	80	03/94→04/02	➡	→ 10/01; Nutzlast [kg]: 1.800		03.0137-9219.2 669219	TRW
			➡	→ 10/01; Nutzlast ab [kg] 1.000 Nutzlast bis [kg] 1.400		03.0137-9219.2 669219	TRW
			➡	11/01→ 03/02; Nutzlast ab [kg] 1.000 Nutzlast bis [kg] 1.400		03.0137-9285.2 669285	AP
2.0 4x4	80	10/96→01/02	➡	→ 10/01; Nutzlast [kg]: 1.800		03.0137-9219.2 669219	TRW
			➡	→ 10/01; Nutzlast ab [kg] 1.000 Nutzlast bis [kg] 1.400		03.0137-9219.2 669219	TRW
			➡	11/01→; Nutzlast ab [kg] 1.000 Nutzlast bis [kg] 1.400		03.0137-9285.2 669285	AP
2.0 HDI	62	11/01→04/02	➡	→ 03/02; Nutzlast ab [kg] 1.000 Nutzlast bis [kg] 1.400		03.0137-9285.2 669285	AP
2.5 D	63	03/94→04/02	➡	→ 10/01; Nutzlast [kg]: 1.400		03.0137-9219.2 669219	TRW
2.5 D 4x4	63	03/00→04/02					
2.5 TD	76	03/94→04/02	➡	→ 10/01; Nutzlast [kg]: 1.800		03.0137-9219.2 669219	TRW
2.8 HDi	94	09/00→04/02	➡	11/01→ 03/02; Nutzlast [kg]: 1.400		03.0137-9285.2 669285	AP
2.8 HDi 4x4	94	09/00→04/02					
2.5 DT 4x4	76	10/96→08/97	➡	Nutzlast [kg]: 1.400		03.0137-9219.2 669219	TRW
2.5 TDi	79	12/96→11/00	➡	Nutzlast [kg]: 1.800		03.0137-9219.2 669219	TRW
2.5 TDi 4x4	79	03/00→11/00	➡	Nutzlast [kg]: 1.400		03.0137-9219.2 669219	TRW
 Bremstrommel							
1.9 D	50	07/99→04/02	➡	→ 03/02; Nutzlast [kg]: 1.000		24.0225-4002.1 480048	Ø 254,0 x 64,4 / 255,6
1.9 D	51	02/94→04/02					
1.9 TD	66	03/94→04/02	➡	→ 03/02; Nutzlast ab [kg] 1.000 Nutzlast bis [kg] 1.400		24.0225-4002.1 480048	Ø 254,0 x 64,4 / 255,6
1.9 TD	68	03/94→04/02					
2.0 HDI	62	11/01→04/02					
2.0	80	03/94→04/02	➡	→ 03/02; Nutzlast ab [kg] 1.000 Nutzlast bis [kg] 1.400		24.0225-4002.1 480048	Ø 254,0 x 64,4 / 255,6
			➡	→ 10/01; Nutzlast [kg]: 1.800		24.0225-4005.1 480070	Ø 254,0 x 64,5 / 255,6
2.0 4x4	80	10/96→01/02	➡	Nutzlast ab [kg] 1.000 Nutzlast bis [kg] 1.400		24.0225-4002.1 480048	Ø 254,0 x 64,4 / 255,6
			➡	→ 10/01; Nutzlast [kg]: 1.800		24.0225-4005.1 480070	Ø 254,0 x 64,5 / 255,6
2.5 D	63	03/94→04/02	➡	→ 03/02; Nutzlast [kg]: 1.400		24.0225-4002.1 480048	Ø 254,0 x 64,4 / 255,6
2.5 D 4x4	63	03/00→04/02					
2.5 TD	76	03/94→04/02	➡	→ 10/01; Nutzlast [kg]: 1.800		24.0225-4005.1 480070	Ø 254,0 x 64,5 / 255,6
2.8 HDi	94	09/00→04/02					
2.8 HDi 4x4	94	09/00→04/02					
2.5 DT 4x4	76	10/96→08/97	➡	Nutzlast [kg]: 1.400		24.0225-4002.1 480048	Ø 254,0 x 64,4 / 255,6
2.5 TDi	79	12/96→11/00	➡	Nutzlast [kg]: 1.400		24.0225-4002.1 480048	Ø 254,0 x 64,4 / 255,6
2.5 TDi 4x4	79	03/00→11/00	➡	Nutzlast [kg]: 1.800		24.0225-4005.1 480070	Ø 254,0 x 64,5 / 255,6
 Bremsbackensatz							
1.9 D	50	07/99→04/02	➡	→ 10/01; Nutzlast [kg]: 1.000; nicht für Wohnmobile		03.0137-0333.2 650333	TRW Ø 254 x 57 + HEB
1.9 D	51	02/94→04/02				03.0520-0925.3 690925	TRW Ø 254 x 57 Ø 25,4 + RZ / + Zub TopKit
			➡	11/01→ 03/02; Nutzlast [kg]: 1.000; nicht für Wohnmobile		03.0137-0432.2 650432	AP Ø 254 x 57 + HEB
						03.0520-0326.3 690326	AP Ø 254 x 57 Ø 26,99 + RZ / + Zub TopKit
1.9 TD	66	03/94→04/02	➡	→ 10/01; Nutzlast ab [kg] 1.000 Nutzlast bis [kg] 1.400; nicht für Wohnmobile		03.0137-0333.2 650333	TRW Ø 254 x 57 + HEB
1.9 TD	68	03/94→04/02				03.0520-0925.3 690925	TRW Ø 254 x 57 Ø 25,4 + RZ / + Zub TopKit
			➡	11/01→ 03/02; Nutzlast ab [kg] 1.000 Nutzlast bis [kg] 1.400; nicht für Wohnmobile		03.0137-0432.2 650432	AP Ø 254 x 57 + HEB
						03.0520-0326.3 690326	AP Ø 254 x 57 Ø 26,99 + RZ / + Zub TopKit
2.0	80	03/94→04/02	➡	→ 10/01; Nutzlast ab [kg] 1.000 Nutzlast bis [kg] 1.400; nicht für Wohnmobile		03.0137-0333.2 650333	TRW Ø 254 x 57 + HEB
						03.0520-0925.3 690925	TRW Ø 254 x 57 Ø 25,4 + RZ / + Zub TopKit
↓							













	kw			 	! #		
CITROËN - JUMPER Kasten (230L) 02/94→08/02							
Bremsbackensatz							
2.0	80	03/94→04/02	➡	→ 10/01; Nutzlast [kg]: 1.800; nicht für Wohnmobile		03.0137-0334.2 650334 03.0520-0728.3 690728	TRW Ø 254 x 57 + HEB TRW Ø 254 x 57 Ø 28,57 + RZ / + Zub TopKit
			➡	11/01→ 03/02; Nutzlast ab [kg] 1.000 Nutzlast bis [kg] 1.400; nicht für Wohnmobile		03.0137-0432.2 650432 03.0520-0326.3 690326	AP Ø 254 x 57 + HEB AP Ø 254 x 57 Ø 26,99 + RZ / + Zub TopKit
2.0 4x4	80	10/96→01/02	➡	→ 10/01; Nutzlast ab [kg] 1.000 Nutzlast bis [kg] 1.400; nicht für Wohnmobile		03.0137-0333.2 650333 03.0520-0925.3 690925	TRW Ø 254 x 57 + HEB TRW Ø 254 x 57 Ø 25,4 + RZ / + Zub TopKit
			➡	→ 10/01; Nutzlast [kg]: 1.800; nicht für Wohnmobile		03.0137-0334.2 650334 03.0520-0728.3 690728	TRW Ø 254 x 57 + HEB TRW Ø 254 x 57 Ø 28,57 + RZ / + Zub TopKit
			➡	11/01→; Nutzlast ab [kg] 1.000 Nutzlast bis [kg] 1.400; nicht für Wohnmobile		03.0137-0432.2 650432 03.0520-0326.3 690326	AP Ø 254 x 57 + HEB AP Ø 254 x 57 Ø 26,99 + RZ / + Zub TopKit
2.0 HDI	62	11/01→04/02	➡	→ 03/02; Nutzlast ab [kg] 1.000 Nutzlast bis [kg] 1.400; nicht für Wohnmobile		03.0137-0432.2 650432 03.0520-0326.3 690326	AP Ø 254 x 57 + HEB AP Ø 254 x 57 Ø 26,99 + RZ / + Zub TopKit
2.5 D 2.5 D 4x4	63 63	03/94→04/02 03/00→04/02	➡	→ 10/01; Nutzlast [kg]: 1.400; nicht für Wohnmobile		03.0137-0333.2 650333 03.0520-0925.3 690925	TRW Ø 254 x 57 + HEB TRW Ø 254 x 57 Ø 25,4 + RZ / + Zub TopKit
			➡	→ 10/01; Nutzlast [kg]: 1.800; nicht für Wohnmobile		03.0137-0334.2 650334 03.0520-0728.3 690728	TRW Ø 254 x 57 + HEB TRW Ø 254 x 57 Ø 28,57 + RZ / + Zub TopKit
			➡	11/01→ 03/02; Nutzlast [kg]: 1.400; nicht für Wohnmobile		03.0137-0432.2 650432 03.0520-0326.3 690326	AP Ø 254 x 57 + HEB AP Ø 254 x 57 Ø 26,99 + RZ / + Zub TopKit
2.5 DT 4x4	76	10/96→08/97	➡	Nutzlast [kg]: 1.400; nicht für Wohnmobile		03.0137-0333.2 650333 03.0520-0226.3 690226	TRW Ø 254 x 57 + HEB TRW Ø 254 x 57 Ø 26,99 + RZ / + Zub TopKit
2.5 TD 2.8 HDi 2.8 HDi 4x4	76 94 94	03/94→04/02 09/00→04/02 09/00→04/02	➡	→ 10/01; Nutzlast [kg]: 1.400; nicht für Wohnmobile		03.0137-0333.2 650333 03.0520-0226.3 690226	TRW Ø 254 x 57 + HEB TRW Ø 254 x 57 Ø 26,99 + RZ / + Zub TopKit
			➡	→ 10/01; Nutzlast [kg]: 1.800; nicht für Wohnmobile		03.0137-0334.2 650334 03.0520-0728.3 690728	TRW Ø 254 x 57 + HEB TRW Ø 254 x 57 Ø 28,57 + RZ / + Zub TopKit
			➡	11/01→ 03/02; Nutzlast [kg]: 1.400; nicht für Wohnmobile		03.0137-0432.2 650432 03.0520-0326.3 690326	AP Ø 254 x 57 + HEB AP Ø 254 x 57 Ø 26,99 + RZ / + Zub TopKit
2.5 TDi 2.5 TDi 4x4	79 79	12/96→11/00 03/00→11/00	➡	Nutzlast [kg]: 1.400; nicht für Wohnmobile		03.0137-0333.2 650333 03.0520-0226.3 690226	TRW Ø 254 x 57 + HEB TRW Ø 254 x 57 Ø 26,99 + RZ / + Zub TopKit
			➡	Nutzlast [kg]: 1.800; nicht für Wohnmobile		03.0137-0334.2 650334 03.0520-0728.3 690728	TRW Ø 254 x 57 + HEB TRW Ø 254 x 57 Ø 28,57 + RZ / + Zub TopKit
Seilzug, Feststellbremse							
1.9 D 1.9 D	50 51	07/99→04/02 02/94→04/02	➡	⚠; → S 16158427; Nutzlast [kg]: 1.000; Scheiben/Trommel	1	24.3727-0340.2 580340	L= 3.025
			➡	⚠; S 16194400→; → 03/02; Nutzlast [kg]: 1.000; Trommelbremse	1	24.3727-0343.2 580343	L= 2.827
			➡	⚠; S 16158428→ S 16194399; Nutzlast [kg]: 1.000; Scheiben/Trommel	1	24.3727-0344.2 580344	L= 2.806
			➡	⚠; S 16194400→; → 03/02; Nutzlast [kg]: 1.000; Scheibenbremse	1	24.3727-0348.2 580348	L= 2.715
1.9 TD 1.9 TD	66 68	03/94→04/02 03/94→04/02	➡	⚠; → S 16158427; Nutzlast ab [kg] 1.000 Nutzlast bis [kg] 1.400; Scheiben/Trommel	1	24.3727-0340.2 580340	L= 3.025
			➡	⚠; S 16194400→; → 03/02; Nutzlast ab [kg] 1.000 Nutzlast bis [kg] 1.400; Trommelbremse	1	24.3727-0343.2 580343	L= 2.827
			➡	⚠; S 16158428→ S 16194399; Nutzlast ab [kg] 1.000 Nutzlast bis [kg] 1.400; Scheiben/Trommel	1	24.3727-0344.2 580344	L= 2.806
			➡	⚠; S 16194400→; → 03/02; Nutzlast ab [kg] 1.000 Nutzlast bis [kg] 1.400; Scheibenbremse	1	24.3727-0348.2 580348	L= 2.715
↓							















	kw			 	! #		
CITROËN - JUMPER Kasten (230L) 02/94→08/02							
 Seilzug, Feststellbremse							
2.0	80	03/94→04/02	➔	⚠; → S 16158427; Nutzlast ab [kg] 1.000 Nutzlast bis [kg] 1.800; Scheiben/Trommel	1	24.3727-0340.2 580340	L= 3.025
			➔	⚠; S 16194400→; → 03/02; Nutzlast ab [kg] 1.000 Nutzlast bis [kg] 1.800; Trommelbremse	1	24.3727-0343.2 580343	L= 2.827
			➔	⚠; S 16158428→ S 16194399; Nutzlast ab [kg] 1.000 Nutzlast bis [kg] 1.800; Scheiben/Trommel	1	24.3727-0344.2 580344	L= 2.806
			➔	⚠; S 16194400→; → 03/02; Nutzlast ab [kg] 1.000 Nutzlast bis [kg] 1.800; Scheibenbremse	1	24.3727-0348.2 580348	L= 2.715
2.0 HDI	62	11/01→04/02	➔	⚠; → 03/02; Nutzlast ab [kg] 1.000 Nutzlast bis [kg] 1.800; Trommelbremse	1	24.3727-0343.2 580343	L= 2.827
			➔	⚠; → 03/02; Nutzlast ab [kg] 1.000 Nutzlast bis [kg] 1.800; Scheibenbremse	1	24.3727-0348.2 580348	L= 2.715
2.5 D 2.5 TD 2.8 HDi	63 76 94	03/94→04/02 03/94→04/02 09/00→04/02	➔	⚠; → S 16158427; Nutzlast ab [kg] 1.400 Nutzlast bis [kg] 1.800; Scheiben/Trommel	1	24.3727-0340.2 580340	L= 3.025
			➔	⚠; S 16194400→; → 03/02; Nutzlast ab [kg] 1.400 Nutzlast bis [kg] 1.800; Trommelbremse	1	24.3727-0343.2 580343	L= 2.827
			➔	⚠; S 16158428→ S 16194399; Nutzlast ab [kg] 1.400 Nutzlast bis [kg] 1.800; Scheiben/Trommel	1	24.3727-0344.2 580344	L= 2.806
			➔	⚠; S 16194400→; → 03/02; Nutzlast ab [kg] 1.400 Nutzlast bis [kg] 1.800; Scheibenbremse	1	24.3727-0348.2 580348	L= 2.715
2.5 TDi	79	12/96→11/00	➔	⚠; → S 16158427; Nutzlast ab [kg] 1.400 Nutzlast bis [kg] 1.800; Scheiben/Trommel	1	24.3727-0340.2 580340	L= 3.025
			➔	⚠; S 16194400→; Nutzlast ab [kg] 1.400 Nutzlast bis [kg] 1.800; Trommelbremse	1	24.3727-0343.2 580343	L= 2.827
			➔	⚠; S 16158428→ S 16194399; Nutzlast ab [kg] 1.400 Nutzlast bis [kg] 1.800; Scheiben/Trommel	1	24.3727-0344.2 580344	L= 2.806
			➔	⚠; S 16194400→; Nutzlast ab [kg] 1.400 Nutzlast bis [kg] 1.800; Scheibenbremse	1	24.3727-0348.2 580348	L= 2.715
CITROËN - JUMPER Kasten (244) 04/02→							
 Radbremszylinder							
2.0 2.0 bivalent 2.0 HDi 2.2 HDi 2.8 HDi 2.8 HDi	81 81 62 74 94 107	04/02→ 02/03→ 04/02→ 04/02→ 04/02→ 05/04→	➔	→ 03/06; Nutzlast ab [kg] 1.000 Nutzlast bis [kg] 1.400		24.3226-1702.3 020469	Ø 26,99 GG
2.8 HDi 4x4	94	04/02→	➔	→ 03/06		24.3226-1702.3 020469	Ø 26,99 GG
			➔	→ 03/06; Nutzlast ab [kg] 1.000 Nutzlast bis [kg] 1.400		24.3226-1702.3 020469	Ø 26,99 GG
Zubehörsatz, Bremsbacken							
2.0 2.0 bivalent 2.0 HDi 2.2 HDi 2.8 HDi 2.8 HDi	81 81 62 74 94 107	04/02→ 02/03→ 04/02→ 04/02→ 04/02→ 05/04→	➔	→ 03/06; Nutzlast ab [kg] 1.000 Nutzlast bis [kg] 1.400		03.0137-9285.2 669285	AP
2.8 HDi 4x4	94	04/02→	➔	→ 03/06		03.0137-9285.2 669285	AP
			➔	→ 03/06; Nutzlast ab [kg] 1.000 Nutzlast bis [kg] 1.400		03.0137-9285.2 669285	AP
 Bremstrommel							
2.0 2.0 bivalent 2.0 HDi 2.2 HDi 2.8 HDi 2.8 HDi	81 81 62 74 94 107	04/02→ 02/03→ 04/02→ 04/02→ 04/02→ 05/04→	➔	→ 03/06; Nutzlast ab [kg] 1.000 Nutzlast bis [kg] 1.400		24.0225-4002.1 480048	Ø 254,0 x 64,4 / 255,6
2.8 HDi 4x4	94	04/02→	➔	→ 03/06		24.0225-4002.1 480048	Ø 254,0 x 64,4 / 255,6
			➔	→ 03/06; Nutzlast ab [kg] 1.000 Nutzlast bis [kg] 1.400		24.0225-4002.1 480048	Ø 254,0 x 64,4 / 255,6
↓							














	kw					! #		
CITROËN - JUMPER Kasten (244) 04/02→								
 Bremsbackensatz								
2.0	81	04/02→	➔	→ 03/06; Nutzlast ab [kg] 1.000 Nutzlast bis [kg] 1.400; nicht für Wohnmobile		03.0137-0432.2	650432	AP Ø 254 x 57 + HEB
2.0 bivalent	81	02/03→				03.0520-0326.3	690326	AP Ø 254 x 57 Ø 26,99 + RZ / + Zub TopKit
2.0 HDi	62	04/02→						
2.2 HDi	74	04/02→						
2.8 HDi	94	04/02→						
2.8 HDi	107	05/04→						
2.8 HDi 4x4	94	04/02→	➔	→ 03/06; Nutzlast ab [kg] 1.000 Nutzlast bis [kg] 1.400; nicht für Wohnmobile		03.0137-0432.2	650432	AP Ø 254 x 57 + HEB
						03.0520-0326.3	690326	AP Ø 254 x 57 Ø 26,99 + RZ / + Zub TopKit
			➔	→ 03/06; nicht für Wohnmobile		03.0137-0432.2	650432	AP Ø 254 x 57 + HEB
						03.0520-0326.3	690326	AP Ø 254 x 57 Ø 26,99 + RZ / + Zub TopKit
 Bremsbackensatz, Feststellbremse								
2.0	81	04/02→	➔	→ 03/06; Nutzlast ab [kg] 1.000 Nutzlast bis [kg] 1.800; - Stützlager		03.0137-4002.2	654002	Ø 172 x 42 + Zub
2.0 bivalent	81	02/03→						
2.0 HDi	62	04/02→						
2.2 HDi	74	04/02→						
2.8 HDi	94	04/02→						
2.8 HDi	107	05/04→						
2.8 HDi 4x4	94	04/02→	➔	→ 03/06; - Stützlager		03.0137-4002.2	654002	Ø 172 x 42 + Zub
			➔	→ 03/06; Nutzlast ab [kg] 1.000 Nutzlast bis [kg] 1.800; - Stützlager		03.0137-4002.2	654002	Ø 172 x 42 + Zub
 Seilzug, Feststellbremse								
2.0	81	04/02→	←	☒; → 03/06; Nutzlast ab [kg] 1.000 Nutzlast bis [kg] 1.800; Trommelbremse	1	24.3727-0300.2	580300	L= 1.078
2.0 HDi	62	04/02→						
2.2 HDi	74	04/02→	←	☒; S 17103013→; → 03/06; für Linkslenker; Nutzlast ab [kg] 1.000 Nutzlast bis [kg] 1.800; Scheibenbremse	1	24.3727-0300.2	580300	L= 1.078
2.8 HDi	94	04/02→						
2.8 HDi	107	05/04→	←	☒; → S 17103012; Nutzlast ab [kg] 1.000 Nutzlast bis [kg] 1.800; Scheibenbremse	1	24.3727-0300.2	580300	L= 1.078
			➔	☒; → 03/06; Nutzlast ab [kg] 1.000 Nutzlast bis [kg] 1.800; Trommelbremse	1	24.3727-0343.2	580343	L= 2.827
			➔	☒; → S 17103012; Nutzlast ab [kg] 1.000 Nutzlast bis [kg] 1.800; Scheibenbremse	1	24.3727-0348.2	580348	L= 2.715
2.8 HDi 4x4	94	04/02→	←	☒; S 17103013→; → 03/06; Nutzlast ab [kg] 1.000 Nutzlast bis [kg] 1.800; Scheibenbremse	1	24.3727-0562.2	580562	L= 1.059
			←	☒; → S 17103012; Nutzlast ab [kg] 1.000 Nutzlast bis [kg] 1.800; Scheibenbremse	1	24.3727-0562.2	580562	L= 1.059
			➔	☒; → S 17103012; Nutzlast ab [kg] 1.000 Nutzlast bis [kg] 1.800; Scheibenbremse	1	24.3727-0348.2	580348	L= 2.715
CITROËN - JUMPER Pritsche/Fahrgestell 04/06→								
 Bremsbackensatz, Feststellbremse								
2.0 BlueHDi 110	81	04/16→	➔			03.0137-4004.2	654004	Ø 172 x 42 + Zub
2.0 BlueHDi 130	96	04/16→						
2.0 BlueHDi 160	120	04/16→						
2.2 HDi 100	74	04/06→						
2.2 HDi 110	81	07/11→						
2.2 HDi 120	88	04/06→						
2.2 HDi 130	96	07/11→						
2.2 HDi 150	110	07/11→						
3.0 HDi 145	107	07/10→						
3.0 HDi 160	116	09/06→						
3.0 HDi 180	130	07/11→						
CITROËN - JUMPER Pritsche/Fahrgestell (230) 03/94→04/02								
 Radbremsszylinder								
1.9 TD	66	03/94→04/02	➔	→ 10/01; Nutzlast ab [kg] 1.000 Nutzlast bis [kg] 1.400		24.3225-1701.3	020399	Ø 25,4 GG
1.9 TD	68	03/94→04/02	➔	11/01→ 03/02; Nutzlast ab [kg] 1.000 Nutzlast bis [kg] 1.400		24.3226-1702.3	020469	Ø 26,99 GG
2.0	80	03/94→04/02	➔	→ 10/01; Nutzlast ab [kg] 1.000 Nutzlast bis [kg] 1.400		24.3225-1701.3	020399	Ø 25,4 GG
			➔	11/01→ 03/02; Nutzlast ab [kg] 1.000 Nutzlast bis [kg] 1.400		24.3226-1702.3	020469	Ø 26,99 GG
			➔	→ 10/01; Nutzlast [kg]: 1.800		24.3228-1701.3	020401	Ø 28,57 GG
↓								
















	kW					! #		
CITROËN - JUMPER Pritsche/Fahrgestell (230) 03/94→04/02								
 Radbremszylinder								
2.5 D 2.5 D 4x4	63 63	03/94→04/02 03/00→04/02	➡	→ 10/01; Nutzlast [kg]: 1.400		24.3225-1701.3	020399	Ø 25,4 GG
			➡	11/01→ 03/02; Nutzlast [kg]: 1.400		24.3226-1702.3	020469	Ø 26,99 GG
			➡	→ 10/01; Nutzlast [kg]: 1.800		24.3228-1701.3	020401	Ø 28,57 GG
2.5 TD 2.5 TDi 2.5 TDi 4x4 2.8 HDi	76 79 79 94	03/94→04/02 12/96→04/02 03/00→04/02 09/00→04/02	➡	→ 10/01; Nutzlast [kg]: 1.400		24.3226-1702.3	020469	Ø 26,99 GG
			➡	11/01→ 03/02; Nutzlast [kg]: 1.400		24.3226-1702.3	020469	Ø 26,99 GG
			➡	→ 10/01; Nutzlast [kg]: 1.800		24.3228-1701.3	020401	Ø 28,57 GG
2.8 D	64	01/99→02/02	➡	→ S 16206253; Nutzlast [kg]: 1.400		24.3225-1701.3	020399	Ø 25,4 GG
			➡	S 16204256→; Nutzlast [kg]: 1.400		24.3226-1702.3	020469	Ø 26,99 GG
			➡	→ S 16209999; Nutzlast [kg]: 1.800		24.3228-1701.3	020401	Ø 28,57 GG
Zubehörsatz, Bremsbacken								
1.9 TD 1.9 TD	66 68	03/94→04/02 03/94→04/02	➡	→ 10/01; Nutzlast ab [kg] 1.000 Nutzlast bis [kg] 1.400		03.0137-9219.2	669219	TRW
			➡	11/01→ 03/02; Nutzlast ab [kg] 1.000 Nutzlast bis [kg] 1.400		03.0137-9285.2	669285	AP
2.0	80	03/94→04/02	➡	→ 10/01; Nutzlast [kg]: 1.800		03.0137-9219.2	669219	TRW
			➡	→ 10/01; Nutzlast ab [kg] 1.000 Nutzlast bis [kg] 1.400		03.0137-9219.2	669219	TRW
			➡	11/01→ 03/02; Nutzlast ab [kg] 1.000 Nutzlast bis [kg] 1.400		03.0137-9285.2	669285	AP
2.5 D 2.5 D 4x4 2.5 TD 2.5 TDi 2.5 TDi 4x4 2.8 HDi	63 63 76 79 79 94	03/94→04/02 03/00→04/02 03/94→04/02 12/96→04/02 03/00→04/02 09/00→04/02	➡	→ 10/01; Nutzlast [kg]: 1.400		03.0137-9219.2	669219	TRW
			➡	→ 10/01; Nutzlast [kg]: 1.800		03.0137-9219.2	669219	TRW
			➡	11/01→ 03/02; Nutzlast [kg]: 1.400		03.0137-9285.2	669285	AP
2.8 D	64	01/99→02/02	➡	→ S 16209999		03.0137-9219.2	669219	TRW
			➡	→ S 16206253; Nutzlast [kg]: 1.400		03.0137-9219.2	669219	TRW
			➡	S 16204256→; Nutzlast [kg]: 1.400		03.0137-9285.2	669285	AP
 Bremstrommel								
1.9 TD 1.9 TD	66 68	03/94→04/02 03/94→04/02	➡	→ 03/02; Nutzlast ab [kg] 1.000 Nutzlast bis [kg] 1.400		24.0225-4002.1	480048	Ø 254,0 x 64,4 / 255,6
2.0	80	03/94→04/02	➡	→ 03/02; Nutzlast ab [kg] 1.000 Nutzlast bis [kg] 1.400		24.0225-4002.1	480048	Ø 254,0 x 64,4 / 255,6
			➡	→ 10/01; Nutzlast [kg]: 1.800		24.0225-4005.1	480070	Ø 254,0 x 64,5 / 255,6
2.5 D 2.5 D 4x4 2.5 TD 2.5 TDi 2.5 TDi 4x4 2.8 HDi	63 63 76 79 79 94	03/94→04/02 03/00→04/02 03/94→04/02 12/96→04/02 03/00→04/02 09/00→04/02	➡	→ 03/02; Nutzlast [kg]: 1.400		24.0225-4002.1	480048	Ø 254,0 x 64,4 / 255,6
			➡	→ 10/01; Nutzlast [kg]: 1.800		24.0225-4005.1	480070	Ø 254,0 x 64,5 / 255,6
2.8 D	64	01/99→02/02	➡	Nutzlast [kg]: 1.400		24.0225-4002.1	480048	Ø 254,0 x 64,4 / 255,6
			➡	→ S 16209999; Nutzlast [kg]: 1.800		24.0225-4005.1	480070	Ø 254,0 x 64,5 / 255,6
 Bremsbackensatz								
1.9 TD 1.9 TD	66 68	03/94→04/02 03/94→04/02	➡	→ 10/01; Nutzlast ab [kg] 1.000 Nutzlast bis [kg] 1.400; nicht für Wohnmobile		03.0137-0333.2	650333	TRW Ø 254 x 57 + HEB
			➡	11/01→ 03/02; Nutzlast ab [kg] 1.000 Nutzlast bis [kg] 1.400; nicht für Wohnmobile		03.0520-0925.3	690925	TRW Ø 254 x 57 Ø 25,4 + RZ / + Zub TopKit
			➡	11/01→ 03/02; Nutzlast ab [kg] 1.000 Nutzlast bis [kg] 1.400; nicht für Wohnmobile		03.0137-0432.2	650432	AP Ø 254 x 57 + HEB
			➡	11/01→ 03/02; Nutzlast ab [kg] 1.000 Nutzlast bis [kg] 1.400; nicht für Wohnmobile		03.0520-0326.3	690326	AP Ø 254 x 57 Ø 26,99 + RZ / + Zub TopKit
2.0	80	03/94→04/02	➡	→ 10/01; Nutzlast ab [kg] 1.000 Nutzlast bis [kg] 1.400; nicht für Wohnmobile		03.0137-0333.2	650333	TRW Ø 254 x 57 + HEB
			➡	→ 10/01; Nutzlast ab [kg] 1.000 Nutzlast bis [kg] 1.400; nicht für Wohnmobile		03.0520-0925.3	690925	TRW Ø 254 x 57 Ø 25,4 + RZ / + Zub TopKit
			➡	→ 10/01; Nutzlast [kg]: 1.800; nicht für Wohnmobile		03.0137-0334.2	650334	TRW Ø 254 x 57 + HEB
			➡	→ 10/01; Nutzlast [kg]: 1.800; nicht für Wohnmobile		03.0520-0728.3	690728	TRW Ø 254 x 57 Ø 28,57 + RZ / + Zub TopKit
			➡	11/01→ 03/02; Nutzlast ab [kg] 1.000 Nutzlast bis [kg] 1.400; nicht für Wohnmobile		03.0137-0432.2	650432	AP Ø 254 x 57 + HEB
			➡	11/01→ 03/02; Nutzlast ab [kg] 1.000 Nutzlast bis [kg] 1.400; nicht für Wohnmobile		03.0520-0326.3	690326	AP Ø 254 x 57 Ø 26,99 + RZ / + Zub TopKit
2.5 D 2.5 D 4x4	63 63	03/94→04/02 03/00→04/02	➡	→ 10/01; Nutzlast [kg]: 1.400; nicht für Wohnmobile		03.0137-0333.2	650333	TRW Ø 254 x 57 + HEB
			➡	→ 10/01; Nutzlast [kg]: 1.400; nicht für Wohnmobile		03.0520-0925.3	690925	TRW Ø 254 x 57 Ø 25,4 + RZ / + Zub TopKit
			➡	→ 10/01; Nutzlast [kg]: 1.800; nicht für Wohnmobile		03.0137-0334.2	650334	TRW Ø 254 x 57 + HEB













	kw					! #				
CITROËN - JUMPER Pritsche/Fahrgestell (230) 03/94→04/02										
 Bremsbackensatz										
2.5 D 2.5 D 4x4	63	03/94→04/02 03/00→04/02	➡	→ 10/01; Nutzlast [kg]: 1.800; nicht für Wohnmobile	1	03.0520-0728.3	690728	TRW Ø 254 x 57 Ø 28,57 + RZ / + Zub TopKit		
	63			→ 11/01→ 03/02; Nutzlast [kg]: 1.400; nicht für Wohnmobile				03.0137-0432.2	650432	AP Ø 254 x 57 + HEB
2.5 TD 2.5 TDi 2.5 TDi 4x4 2.8 HDi	76	03/94→04/02 12/96→04/02 03/00→04/02 09/00→04/02	➡	→ 10/01; Nutzlast [kg]: 1.400; nicht für Wohnmobile	1	03.0137-0333.2	650333	TRW Ø 254 x 57 + HEB		
	79			→ 10/01; Nutzlast [kg]: 1.800; nicht für Wohnmobile				03.0520-0226.3	690226	TRW Ø 254 x 57 Ø 26,99 + RZ / + Zub TopKit
	79			→ 11/01→ 03/02; Nutzlast [kg]: 1.400; nicht für Wohnmobile						03.0137-0432.2
94	→ 11/01→ 03/02; Nutzlast [kg]: 1.400; nicht für Wohnmobile	03.0520-0326.3	690326	AP Ø 254 x 57 Ø 26,99 + RZ / + Zub TopKit						
2.8 D	64	01/99→02/02	➡	→ S 16206253; Nutzlast [kg]: 1.400; nicht für Wohnmobile	1	03.0137-0333.2	650333	TRW Ø 254 x 57 + HEB		
				→ S 16209999; nicht für Wohnmobile				03.0137-0334.2	650334	TRW Ø 254 x 57 + HEB
				S 16204256→; Nutzlast [kg]: 1.400; nicht für Wohnmobile				03.0137-0432.2	650432	AP Ø 254 x 57 + HEB
 Seilzug, Feststellbremse										
1.9 TD 1.9 TD	66 68	03/94→04/02 03/94→04/02	➡	⚠; → S 16158427; Nutzlast ab [kg] 1.000 Nutzlast bis [kg] 1.400; Scheiben/Trommel	1	24.3727-0340.2	580340	L= 3.025		
				⚠; S 16194400→; → 03/02; Nutzlast ab [kg] 1.000 Nutzlast bis [kg] 1.400; Trommelbremse				24.3727-0343.2	580343	L= 2.827
				⚠; S 16158428→ S 16194399; Nutzlast ab [kg] 1.000 Nutzlast bis [kg] 1.400; Scheiben/Trommel				24.3727-0344.2	580344	L= 2.806
				⚠; S 16194400→; → 03/02; Nutzlast ab [kg] 1.000 Nutzlast bis [kg] 1.400; Scheibenbremse				24.3727-0348.2	580348	L= 2.715
2.0	80	03/94→04/02	➡	⚠; → S 16158427; Nutzlast ab [kg] 1.000 Nutzlast bis [kg] 1.800; Scheiben/Trommel	1	24.3727-0340.2	580340	L= 3.025		
				⚠; S 16194400→; → 03/02; Nutzlast ab [kg] 1.000 Nutzlast bis [kg] 1.800; Trommelbremse				24.3727-0343.2	580343	L= 2.827
				⚠; S 16158428→ S 16194399; Nutzlast ab [kg] 1.000 Nutzlast bis [kg] 1.800; Scheiben/Trommel				24.3727-0344.2	580344	L= 2.806
				⚠; S 16194400→; → 03/02; Nutzlast ab [kg] 1.000 Nutzlast bis [kg] 1.800; Scheibenbremse				24.3727-0348.2	580348	L= 2.715
2.5 D 2.5 TD 2.5 TDi 2.8 HDi	63 76 79 94	03/94→04/02 03/94→04/02 12/96→04/02 09/00→04/02	➡	⚠; → S 16158427; Nutzlast ab [kg] 1.400 Nutzlast bis [kg] 1.800; Scheiben/Trommel	1	24.3727-0340.2	580340	L= 3.025		
				⚠; S 16194400→; → 03/02; Nutzlast ab [kg] 1.400 Nutzlast bis [kg] 1.800; Trommelbremse				24.3727-0343.2	580343	L= 2.827
				⚠; S 16158428→ S 16194399; Nutzlast ab [kg] 1.400 Nutzlast bis [kg] 1.800; Scheiben/Trommel				24.3727-0344.2	580344	L= 2.806
				⚠; S 16194400→; → 03/02; Nutzlast ab [kg] 1.400 Nutzlast bis [kg] 1.800; Scheibenbremse				24.3727-0348.2	580348	L= 2.715
2.8 D	64	01/99→02/02	➡	⚠; → S 16158427; Nutzlast ab [kg] 1.400 Nutzlast bis [kg] 1.800; Scheiben/Trommel	1	24.3727-0340.2	580340	L= 3.025		
				⚠; S 16194400→; Nutzlast ab [kg] 1.400 Nutzlast bis [kg] 1.800; Trommelbremse				24.3727-0343.2	580343	L= 2.827
				⚠; S 16158428→ S 16194399; Nutzlast ab [kg] 1.400 Nutzlast bis [kg] 1.800; Scheiben/Trommel				24.3727-0344.2	580344	L= 2.806
				⚠; S 16194400→; Nutzlast ab [kg] 1.400 Nutzlast bis [kg] 1.800; Scheibenbremse				24.3727-0348.2	580348	L= 2.715
CITROËN - JUMPER Pritsche/Fahrgestell (244) 02/02→										
 Radbremsszylinder										
2.0 HDi 2.2 HDi 2.8 HDi ↓	62 74 94	04/02→ 04/02→ 04/02→	➡	→ 03/06; Nutzlast ab [kg] 1.000 Nutzlast bis [kg] 1.400		24.3226-1702.3	020469	Ø 26,99 GG		








	kw			 	! #		
CITROËN - JUMPER Pritsche/Fahrgestell (244) 02/02 →							
 Radbremszylinder							
2.8 HDi	107	05/04 →	➡	→ 03/06; Nutzlast ab [kg] 1.000 Nutzlast bis [kg] 1.400		24.3226-1702.3 020469	Ø 26,99 GG
2.2 HDi	74	02/02 → 06/06	➡	04/02 → 03/06; Nutzlast ab [kg] 1.000 Nutzlast bis [kg] 1.400		24.3226-1702.3 020469	Ø 26,99 GG
2.8 HDi 4x4	94	02/02 → 06/06	➡	04/02 → 03/06		24.3226-1702.3 020469	Ø 26,99 GG
Zubehörsatz, Bremsbacken							
2.0 HDi	62	04/02 →	➡	→ 03/06; Nutzlast ab [kg] 1.000 Nutzlast bis [kg] 1.400		03.0137-9285.2 669285	AP
2.2 HDi	74	04/02 →					
2.8 HDi	94	04/02 →					
2.8 HDi	107	05/04 →					
2.2 HDi	74	02/02 → 06/06	➡	04/02 → 03/06; Nutzlast ab [kg] 1.000 Nutzlast bis [kg] 1.400		03.0137-9285.2 669285	AP
2.8 HDi 4x4	94	02/02 → 06/06	➡	04/02 → 03/06		03.0137-9285.2 669285	AP
 Bremstrommel							
2.0 HDi	62	04/02 →	➡	→ 03/06; Nutzlast ab [kg] 1.000 Nutzlast bis [kg] 1.400		24.0225-4002.1 480048	Ø 254,0 x 64,4 / 255,6
2.2 HDi	74	04/02 →					
2.8 HDi	94	04/02 →					
2.8 HDi	107	05/04 →					
2.2 HDi	74	02/02 → 06/06	➡	04/02 → 03/06; Nutzlast ab [kg] 1.000 Nutzlast bis [kg] 1.400		24.0225-4002.1 480048	Ø 254,0 x 64,4 / 255,6
2.8 HDi 4x4	94	02/02 → 06/06	➡	04/02 → 03/06		24.0225-4002.1 480048	Ø 254,0 x 64,4 / 255,6
 Bremsbackensatz							
2.0 HDi	62	04/02 →	➡	→ 03/06; Nutzlast ab [kg] 1.000 Nutzlast bis [kg] 1.400; nicht für Wohnmobile		03.0137-0432.2 650432	AP Ø 254 x 57 + HEB
2.2 HDi	74	04/02 →				03.0520-0326.3 690326	AP Ø 254 x 57 Ø 26,99 + RZ / + Zub TopKit
2.8 HDi	94	04/02 →					
2.8 HDi	107	05/04 →					
2.2 HDi	74	02/02 → 06/06	➡	04/02 → 03/06; Nutzlast ab [kg] 1.000 Nutzlast bis [kg] 1.400; nicht für Wohnmobile		03.0137-0432.2 650432	AP Ø 254 x 57 + HEB
						03.0520-0326.3 690326	AP Ø 254 x 57 Ø 26,99 + RZ / + Zub TopKit
2.8 HDi 4x4	94	02/02 → 06/06	➡	04/02 → 03/06; nicht für Wohnmobile		03.0137-0432.2 650432	AP Ø 254 x 57 + HEB
						03.0520-0326.3 690326	AP Ø 254 x 57 Ø 26,99 + RZ / + Zub TopKit
 Bremsbackensatz, Feststellbremse							
2.0 HDi	62	04/02 →	➡	→ 03/06; Nutzlast ab [kg] 1.000 Nutzlast bis [kg] 1.800; - Stützlager		03.0137-4002.2 654002	Ø 172 x 42 + Zub
2.2 HDi	74	04/02 →					
2.8 HDi	94	04/02 →					
2.8 HDi	107	05/04 →					
2.2 HDi	74	02/02 → 06/06	➡	04/02 → 03/06; Nutzlast ab [kg] 1.000 Nutzlast bis [kg] 1.800; - Stützlager		03.0137-4002.2 654002	Ø 172 x 42 + Zub
2.8 HDi 4x4	94	02/02 → 06/06	➡	04/02 → 03/06; - Stützlager		03.0137-4002.2 654002	Ø 172 x 42 + Zub
 Seilzug, Feststellbremse							
2.0 HDi	62	04/02 →	←	☒; → 03/06; Nutzlast ab [kg] 1.000 Nutzlast bis [kg] 1.800; Trommelbremse	1	24.3727-0300.2 580300	L= 1.078
2.2 HDi	74	04/02 →					
2.8 HDi	94	04/02 →	←	☒; S 17103013 →; → 03/06; für Linkslenker; Nutzlast ab [kg] 1.000 Nutzlast bis [kg] 1.800; Scheibenbremse	1	24.3727-0300.2 580300	L= 1.078
2.8 HDi	107	05/04 →	←	☒; → S 17103012; Nutzlast ab [kg] 1.000 Nutzlast bis [kg] 1.800; Scheibenbremse	1	24.3727-0300.2 580300	L= 1.078
			➡	☒; → 03/06; Nutzlast ab [kg] 1.000 Nutzlast bis [kg] 1.800; Trommelbremse	1	24.3727-0343.2 580343	L= 2.827
			➡	☒; → S 17103012; Nutzlast ab [kg] 1.000 Nutzlast bis [kg] 1.800; Scheibenbremse	1	24.3727-0348.2 580348	L= 2.715
2.2 HDi	74	02/02 → 06/06	←	☒; 04/02 →; → S 17103012; Nutzlast ab [kg] 1.000 Nutzlast bis [kg] 1.800; Scheibenbremse	1	24.3727-0300.2 580300	L= 1.078
			←	☒; 04/02 → 03/06; Nutzlast ab [kg] 1.000 Nutzlast bis [kg] 1.800; Trommelbremse	1	24.3727-0300.2 580300	L= 1.078
			←	☒; S 17103013 →; → 03/06; für Linkslenker; Nutzlast ab [kg] 1.000 Nutzlast bis [kg] 1.800; Scheibenbremse	1	24.3727-0300.2 580300	L= 1.078
			➡	☒; 04/02 → 03/06; Nutzlast ab [kg] 1.000 Nutzlast bis [kg] 1.800; Trommelbremse	1	24.3727-0343.2 580343	L= 2.827
			➡	☒; 04/02 →; → S 17103012; Nutzlast ab [kg] 1.000 Nutzlast bis [kg] 1.800; Scheibenbremse	1	24.3727-0348.2 580348	L= 2.715
↓							












	kw					! #		
CITROËN - JUMPER Pritsche/Fahrgestell (244) 02/02→								
 Seilzug, Feststellbremse								
2.8 HDi 4x4	94	02/02→06/06	←	⬆️; 04/02→; → S 17103012; Nutzlast ab [kg] 1.000 Nutzlast bis [kg] 1.800; Scheibenbremse	1	24.3727-0562.2	580562	L= 1.059
			←	⬆️; S 17103013→; → 03/06; Nutzlast ab [kg] 1.000 Nutzlast bis [kg] 1.800; Scheibenbremse	1	24.3727-0562.2	580562	L= 1.059
			→	⬇️; 04/02→; → S 17103012; Nutzlast ab [kg] 1.000 Nutzlast bis [kg] 1.800; Scheibenbremse	1	24.3727-0348.2	580348	L= 2.715
CITROËN - JUMPY (U6U) 06/94→12/06								
 Radbremszylinder								
1.6	58	10/95→08/00	→			24.3219-1704.3	020374	Ø 19,05 GG
1.9 D	51	10/95→08/98						
1.9 D 70	51	04/98→11/03						
1.9 TD	66	10/95→08/00						
1.9 TD	68	04/96→11/03						
2.0	100	04/00→12/06						
2.0 HDi 110	80	03/00→10/06						
2.0 HDi 95	69	10/99→10/06						
2.0 i 16V	102	03/00→10/06						
Zubehörsatz, Bremsbacken								
1.6	58	10/95→08/00	→			03.0137-9208.2	669208	
1.9 D	51	10/95→08/98						
1.9 D 70	51	04/98→11/03						
1.9 TD	66	10/95→08/00						
1.9 TD	68	04/96→11/03						
2.0	100	04/00→12/06						
2.0 HDi 110	80	03/00→10/06						
2.0 HDi 95	69	10/99→10/06						
2.0 i 16V	102	03/00→10/06						
 Bremsstrommel								
1.6	58	10/95→08/00	→			24.0225-5003.1	480066	Ø 255,0 x 67 / 256
1.9 D	51	10/95→08/98						
1.9 D 70	51	04/98→11/03						
1.9 TD	66	10/95→08/00						
1.9 TD	68	04/96→11/03						
2.0	100	04/00→12/06						
2.0 HDi 110	80	03/00→10/06						
2.0 HDi 95	69	10/99→10/06						
2.0 i 16V	102	03/00→10/06						
 Bremsbackensatz								
1.6	58	10/95→08/00	→			03.0137-0314.2	650314	Ø 255 x 61
1.9 D	51	10/95→08/98				03.0520-2619.3	692619	BDX Ø 255 x 61 Ø 19,05 + RZ / + Zub TopKit
1.9 D 70	51	04/98→11/03						
1.9 TD	66	10/95→08/00						
1.9 TD	68	04/96→11/03						
2.0	100	04/00→12/06						
2.0 HDi 110	80	03/00→10/06						
2.0 HDi 95	69	10/99→10/06						
2.0 i 16V	102	03/00→10/06						
 Seilzug, Feststellbremse								
1.6	58	10/95→08/00	←	⬆️; nicht für verlängerten Radstand; Trommelbremse	1	24.3727-0336.2	580336	L= 500
1.9 D	51	10/95→08/98						
1.9 D 70	51	04/98→11/03	←	⬆️; für verlängerten Radstand; Trommelbremse	1	24.3727-0341.2	580341	L= 900
1.9 TD	66	10/95→08/00						
1.9 TD	68	04/96→11/03						
2.0	100	04/00→12/06	→	⬇️; für Linkslenker; Trommelbremse		24.3727-0531.2	580531	L= 2.286
2.0 HDi 110	80	03/00→10/06	→	⬇️; Trommelbremse		24.3727-0532.2	580532	L= 1.063
2.0 HDi 95	69	10/99→10/06						
2.0 i 16V	102	03/00→10/06						
CITROËN - JUMPY (VF7) 01/07→								
 Radbremszylinder								
1.6 HDi 90 16V	66	01/07→	→			24.3222-1726.3	020518	TRW Ø 22,2 ALU
Zubehörsatz, Bremsbacken								
1.6 HDi 90 16V	66	01/07→	→			03.0137-9219.2	669219	TRW
 Bremsbackensatz								
1.6 HDi 90 16V	66	01/07→	→	nicht für Wohnmobile		03.0137-0334.2	650334	TRW Ø 254 x 57 + HEB
						03.0520-7122.3	697122	TRW Ø 254 x 57 Ø 22,2 + RZ / + Zub TopKit








	kw			 	! #		
CITROËN - JUMPY Kasten 01/07→							
 Radbremsszylinder							
1.6 HDi 90 16V	66	01/07→	➔			24.3222-1726.3 020518	TRW Ø 22,2 ALU
1.6 HDi 90 8V	66	01/07→					
Zubehörsatz, Bremsbacken							
1.6 HDi 90 16V	66	01/07→	➔			03.0137-9219.2 669219	TRW
1.6 HDi 90 8V	66	01/07→					
 Bremsbackensatz							
1.6 HDi 90 16V	66	01/07→	➔	nicht für Wohnmobile		03.0137-0334.2 650334	TRW Ø 254 x 57 + HEB
1.6 HDi 90 8V	66	01/07→				03.0520-7122.3 697122	TRW Ø 254 x 57 Ø 22,2 + RZ / + Zub TopKit
CITROËN - JUMPY Kasten (BS_, BT_, BY_, BZ_) 06/94→10/06							
 Radbremsszylinder							
1.6 i	58	10/95→08/00	➔			24.3219-1704.3 020374	Ø 19,05 GG
1.9 D 70	51	04/98→10/06					
1.9 TD	66	10/95→08/00					
2.0	100	04/00→10/06					
2.0 HDi 110	80	01/02→10/06					
2.0 HDi 95	69	10/99→10/06					
2.0 i 16V	102	03/00→10/06					
2.0 HDi 110	80	10/01→10/06	➔	01/02→		24.3219-1704.3 020374	Ø 19,05 GG
Zubehörsatz, Bremsbacken							
1.6 i	58	10/95→08/00	➔			03.0137-9208.2 669208	
1.9 D 70	51	04/98→10/06					
1.9 TD	66	10/95→08/00					
2.0	100	04/00→10/06					
2.0 HDi 110	80	01/02→10/06					
2.0 HDi 95	69	10/99→10/06					
2.0 i 16V	102	03/00→10/06					
2.0 HDi 110	80	10/01→10/06	➔	01/02→		03.0137-9208.2 669208	
 Bremstrommel							
1.6 i	58	10/95→08/00	➔			24.0225-5003.1 480066	Ø 255,0 x 67 / 256
1.9 D 70	51	04/98→10/06					
1.9 TD	66	10/95→08/00					
2.0	100	04/00→10/06					
2.0 HDi 110	80	01/02→10/06					
2.0 HDi 95	69	10/99→10/06					
2.0 i 16V	102	03/00→10/06					
2.0 HDi 110	80	10/01→10/06	➔	01/02→		24.0225-5003.1 480066	Ø 255,0 x 67 / 256
 Bremsbackensatz							
1.6 i	58	10/95→08/00	➔			03.0137-0314.2 650314	Ø 255 x 61
1.9 D 70	51	04/98→10/06				03.0520-2619.3 692619	BDX Ø 255 x 61 Ø 19,05 + RZ / + Zub TopKit
1.9 TD	66	10/95→08/00					
2.0	100	04/00→10/06					
2.0 HDi 110	80	01/02→10/06					
2.0 HDi 95	69	10/99→10/06					
2.0 i 16V	102	03/00→10/06					
2.0 HDi 110	80	10/01→10/06	➔	01/02→		03.0137-0314.2 650314 03.0520-2619.3 692619	Ø 255 x 61 BDX Ø 255 x 61 Ø 19,05 + RZ / + Zub TopKit
 Seilzug, Feststellbremse							
1.6 i	58	10/95→08/00	←	☒; für Linkslenker; nicht für verlängerten Radstand; Trommelbremse	1	24.3727-0336.2 580336	L= 500
1.9 D 70	51	04/98→10/06					
1.9 TD	66	10/95→08/00					
2.0	100	04/00→10/06	←	☒; für Rechtslenker; nicht für verlängerten Radstand; Trommelbremse	1	24.3727-0336.2 580336	L= 500
2.0 HDi 110	80	01/02→10/06					
2.0 HDi 95	69	10/99→10/06					
2.0 i 16V	102	03/00→10/06	←	☒; Nutzlast [kg]: 900; für verlängerten Radstand; Trommelbremse	1	24.3727-0341.2 580341	L= 900
			➔	☐; für Linkslenker; Trommelbremse		24.3727-0531.2 580531	L= 2.286
			➔	☐; Trommelbremse		24.3727-0532.2 580532	L= 1.063
2.0 HDi 110	80	10/01→10/06	←	☒; 01/02→; für Rechtslenker; nicht für verlängerten Radstand; Trommelbremse	1	24.3727-0336.2 580336	L= 500
			←	☒; 01/02→; für Linkslenker; nicht für verlängerten Radstand; Trommelbremse	1	24.3727-0336.2 580336	L= 500












	kw			 	! #		
CITROËN - JUMPY Kasten (BS_, BT_, BY_, BZ_) 06/94→10/06							
 Seilzug, Feststellbremse							
2.0 HDi 110	80	10/01→10/06	←	⬆️; 01/02→; Nutzlast [kg]: 900; für verlängerten Radstand; Trommelbremse	1	24.3727-0341.2 580341	L= 900
			→	⬇️; 01/02→; für Linkslenker; Trommelbremse		24.3727-0531.2 580531	L= 2.286
			→	⬇️; 01/02→; Trommelbremse		24.3727-0532.2 580532	L= 1.063
CITROËN - JUMPY Pritsche/Fahrgestell (BU_, BV_, BW_, BX_) 10/99→10/06							
 Radbremszylinder							
1.9 TD 2.0 HDi 110 16V 2.0 HDi 95	68 80 69	10/99→10/06 12/03→10/06 10/99→10/06	→			24.3219-1704.3 020374	Ø 19,05 GG
Zubehörsatz, Bremsbacken							
1.9 TD 2.0 HDi 110 16V 2.0 HDi 95	68 80 69	10/99→10/06 12/03→10/06 10/99→10/06	→			03.0137-9208.2 669208	
 Bremstrommel							
1.9 TD 2.0 HDi 110 16V 2.0 HDi 95	68 80 69	10/99→10/06 12/03→10/06 10/99→10/06	→			24.0225-5003.1 480066	Ø 255,0 x 67 / 256
 Bremsbackensatz							
1.9 TD 2.0 HDi 110 16V 2.0 HDi 95	68 80 69	10/99→10/06 12/03→10/06 10/99→10/06	→			03.0137-0314.2 650314 03.0520-2619.3 692619	Ø 255 x 61 BDX Ø 255 x 61 Ø 19,05 + RZ / + Zub TopKit
 Seilzug, Feststellbremse							
1.9 TD 2.0 HDi 110 16V 2.0 HDi 95	68 80 69	10/99→10/06 12/03→10/06 10/99→10/06	←	⬆️; nicht für verlängerten Radstand; Trommelbremse	1	24.3727-0336.2 580336	L= 500
			←	⬆️; für verlängerten Radstand; Trommelbremse	1	24.3727-0341.2 580341	L= 900
			→	⬇️; für Linkslenker; Trommelbremse		24.3727-0531.2 580531	L= 2.286
			→	⬇️; Trommelbremse		24.3727-0532.2 580532	L= 1.063
CITROËN - NEMO Kasten (AA_) 02/08→							
 Radbremszylinder							
1.3 HDi 75 1.4 1.4 HDi	55 54 50	10/10→ 02/08→ 02/08→	→			24.3220-1728.3 020509	Ø 20,64 ALU
Zubehörsatz, Bremsbacken							
1.3 HDi 75	55	10/10→	→			03.0137-9309.2 669309	AP
1.4	54	02/08→	→			03.0137-9310.2 669310	AP
1.4 HDi	50	02/08→	→	→ 09/10		03.0137-9309.2 669309	AP
			→	10/10→		03.0137-9310.2 669310	AP
 Bremstrommel							
1.4	54	02/08→	→			24.0220-2001.1 480307	Ø 203,0 x 48,5 / 204,7
 Bremsbackensatz							
1.3 HDi 75	55	10/10→	→			03.0137-0493.2 650493 03.0521-0120.3 690120	AP Ø 228 x 42 + HEB AP Ø 228 x 42 Ø 20,64 + RZ / + Zub TopKit
			→			03.0137-0479.2 650479 03.0520-9220.3 699220	AP Ø 203 x 38 + HEB AP Ø 203 x 38 Ø 20,64 + RZ / + Zub TopKit
1.4	54	02/08→	→			03.0137-0479.2 650479 03.0520-9220.3 699220	AP Ø 203 x 38 + HEB AP Ø 203 x 38 Ø 20,64 + RZ / + Zub TopKit
			→	10/10→		03.0137-0479.2 650479 03.0520-9220.3 699220	AP Ø 203 x 38 + HEB AP Ø 203 x 38 Ø 20,64 + RZ / + Zub TopKit
1.4 HDi	50	02/08→	→	→ 09/10		03.0137-0493.2 650493 03.0521-0120.3 690120	AP Ø 228 x 42 + HEB AP Ø 228 x 42 Ø 20,64 + RZ / + Zub TopKit
			→	10/10→		03.0137-0479.2 650479 03.0520-9220.3 699220	AP Ø 203 x 38 + HEB AP Ø 203 x 38 Ø 20,64 + RZ / + Zub TopKit











	kw					! #		
CITROËN - NEMO Kombi 04/09→								
 Radbremszylinder								
1.3 HDi 75 1.4 1.4 HDi	55 54 50	10/10→ 04/09→ 04/09→	➔				24.3220-1728.3 020509	Ø 20,64 ALU
Zubehörsatz, Bremsbacken								
1.3 HDi 75 1.4 1.4 HDi	55 54 50	10/10→ 04/09→ 04/09→	➔				03.0137-9309.2 669309 03.0137-9310.2 669310 03.0137-9309.2 669309	AP AP AP
			➔	→ 09/10			03.0137-9310.2 669310	AP
 Bremstrommel								
1.4	54	04/09→	➔				24.0220-2001.1 480307	Ø 203,0 x 48,5 / 204,7
 Bremsbackensatz								
1.3 HDi 75 1.4 1.4 HDi	55 54 50	10/10→ 04/09→ 04/09→	➔				03.0137-0493.2 650493 03.0521-0120.3 690120 03.0137-0479.2 650479 03.0520-9220.3 699220	AP Ø 228 x 42 + HEB AP Ø 228 x 42 Ø 20,64 + RZ / + Zub TopKit AP Ø 203 x 38 + HEB AP Ø 203 x 38 Ø 20,64 + RZ / + Zub TopKit
			➔	10/10→			03.0137-0479.2 650479 03.0520-9220.3 699220	AP Ø 203 x 38 + HEB AP Ø 203 x 38 Ø 20,64 + RZ / + Zub TopKit
			➔	→ 09/10			03.0137-0493.2 650493 03.0521-0120.3 690120	AP Ø 228 x 42 + HEB AP Ø 228 x 42 Ø 20,64 + RZ / + Zub TopKit
CITROËN - SAXO (S0, S1) 02/96→04/04								
 Radbremszylinder								
1.0 X 1.0 X 1.1 X,SX 1.1 X,SX	33 37 40 44	05/96→11/98 05/98→06/03 05/96→09/03 05/96→09/03	➔	☐; - ABS; Felge Lochzahl: 3			24.3219-1603.3 020200 24.3219-1604.3 020201 24.3219-1609.3 020319 24.3219-1610.3 020320	Ø 19,05 GG Ø 19,05 GG Ø 19,05 GG Ø 19,05 GG
			➔	☐; - ABS; Felge Lochzahl: 4			24.3220-1711.3 020409	TRW Ø 20,64 GG
			➔	→Orga 08095; + ABS			24.3220-1717.3 020430	TRW Ø 20,64 ALU
			➔	Orga 08096→; + ABS				
1.4 VTS 1.5 D 1.5 D 1.5 D 1.6 1.6 VTL,VTR	55 40 42 43 66 65	05/96→06/03 09/96→09/03 09/96→06/01 07/01→04/04 02/96→06/03 05/96→06/03	➔	☐; - ABS ☐; - ABS →Orga 08095; + ABS Orga 08096→; + ABS			24.3219-1609.3 020319 24.3219-1610.3 020320 24.3220-1711.3 020409 24.3220-1717.3 020430	Ø 19,05 GG Ø 19,05 GG TRW Ø 20,64 GG TRW Ø 20,64 ALU
Zubehörsatz, Bremsbacken								
1.0 X 1.0 X 1.1 X,SX 1.1 X,SX	33 37 40 44	05/96→11/98 05/98→06/03 05/96→09/03 05/96→09/03	➔	- ABS; Felge Lochzahl: 4 - ABS; Felge Lochzahl: 3 + ABS			03.0137-9055.2 669055 03.0137-9079.2 669079 03.0137-9158.2 669158	BDX TRW
1.4 VTS 1.5 D 1.5 D 1.5 D 1.6 1.6 VTL,VTR	55 40 42 43 66 65	05/96→06/03 09/96→09/03 09/96→06/01 07/01→04/04 02/96→06/03 05/96→06/03	➔	- ABS + ABS			03.0137-9055.2 669055 03.0137-9158.2 669158	BDX TRW
 Bremstrommel								
1.0 X 1.0 X 1.1 X,SX 1.1 X,SX	33 37 40 44	05/96→11/98 05/98→06/03 05/96→09/03 05/96→09/03	➔	- ABS; Felge Lochzahl: 3 - ABS; Felge Lochzahl: 4 + ABS			24.0216-5001.1 480001 24.0216-5701.2 480212 24.0218-0020.1 480074 24.0218-0720.2 480205	Ø 165,0 x 38,5 / 166 - RLG Ø 165,0 x 38,5 / 166 + RLG Ø 180,0 x 46 / 181 - RLG / - ABS Ring Ø 180,0 x 46 / 181 + RLG / - ABS Ring
			➔	+ ABS			24.0220-3013.1 480089	Ø 203,0 x 46,5 / 204,5 - RLG / - ABS Ring
1.4 VTS 1.5 D 1.5 D 1.5 D 1.6	55 40 42 43 66	05/96→06/03 09/96→09/03 09/96→06/01 07/01→04/04 02/96→06/03	➔	- ABS			24.0218-0020.1 480074 24.0218-0720.2 480205	Ø 180,0 x 46 / 181 - RLG / - ABS Ring Ø 180,0 x 46 / 181 + RLG / - ABS Ring










	kW					! #		
CITROËN - SAXO (S0, S1) 02/96→04/04								
Bremstrommel								
1.6 VTL,VTR	65	05/96→06/03	➔	+ ABS		24.0220-3013.1	480089	Ø 203,0 x 46,5 / 204,5 - RLG / - ABS Ring
Bremsbackensatz								
1.0 X	33	05/96→11/98	➔	- ABS; Felge Lochzahl: 3		03.0137-0195.2	650195	Ø 164 x 32
1.0 X	37	05/98→06/03				03.0520-0519.3	690519	BDX Ø 164 x 32 Ø 19,05 + RZ / + Zub TopKit
1.1 X,SX	40	05/96→09/03						
1.1 X,SX	44	05/96→09/03	➔	- ABS; Felge Lochzahl: 4		03.0137-0196.2	650196	BDX Ø 180 x 32
						03.0420-1619.3	681619	BDX Ø 180 x 32 Ø 19,05 + RZ / + Zub Kit
						03.0520-1619.3	691619	BDX Ø 180 x 32 Ø 19,05 + RZ / + Zub TopKit
			➔	+ ABS		03.0137-0312.2	650312	TRW Ø 203 x 38
			➔	→Orga 08095; + ABS		03.0520-5720.3	695720	TRW Ø 203 x 39 Ø 20,64 + RZ / + Zub TopKit
			➔	Orga 08096→; + ABS		03.0520-6420.3	696420	TRW Ø 203 x 39 Ø 20,64 + RZ / + Zub TopKit
1.4 VTS	55	05/96→06/03	➔	- ABS		03.0137-0196.2	650196	BDX Ø 180 x 32
1.5 D	40	09/96→09/03				03.0420-1619.3	681619	BDX Ø 180 x 32 Ø 19,05 + RZ / + Zub Kit
1.5 D	42	09/96→06/01						
1.5 D	43	07/01→04/04						
1.6	66	02/96→06/03				03.0520-1619.3	691619	BDX Ø 180 x 32 Ø 19,05 + RZ / + Zub TopKit
1.6 VTL,VTR	65	05/96→06/03	➔	+ ABS		03.0137-0312.2	650312	TRW Ø 203 x 38
			➔	→Orga 08095; + ABS		03.0520-5720.3	695720	TRW Ø 203 x 39 Ø 20,64 + RZ / + Zub TopKit
			➔	Orga 08096→; + ABS		03.0520-6420.3	696420	TRW Ø 203 x 39 Ø 20,64 + RZ / + Zub TopKit
Seilzug, Feststellbremse								
1.0 X	33	05/96→11/98	➔	⬇; Trommelbremse	2	24.3727-0816.2	580816	L= 1.442
1.0 X	37	05/98→06/03						
1.1 X,SX	40	05/96→09/03						
1.1 X,SX	44	05/96→09/03						
1.4 VTS	55	05/96→06/03						
1.5 D	40	09/96→09/03						
1.5 D	42	09/96→06/01						
1.5 D	43	07/01→04/04						
1.6	66	02/96→06/03	➔	⬇; Trommelbremse	2	24.3727-0816.2	580816	L= 1.442
1.6 VTL,VTR	65	05/96→06/03	➔	⬇; Scheibenbremse	2	24.3727-0817.2	580817	L= 1.505
1.6	74	02/01→04/04	➔	⬇; Scheibenbremse	2	24.3727-0817.2	580817	L= 1.505
1.6	88	02/96→04/04						
1.6 VTS	72	09/00→09/03						
1.6 VTS	87	06/96→09/03	➔	⬇; 07/96→; Scheibenbremse	2	24.3727-0817.2	580817	L= 1.505
CITROËN - XANTIA (X1_, X2_) 03/93→04/03								
Seilzug, Feststellbremse								
1.6 i	65	03/93→03/01	←	☐; → 12/97; Scheibenbremse		24.3727-0311.2	580311	L= 1.333
1.8 i	66	04/97→04/03	←	☐; → 12/97; Scheibenbremse		24.3727-0312.2	580312	L= 1.262
1.8 i	74	03/93→01/98	←					
1.8 i 16V	81	06/95→12/01						
1.9 D	50	06/94→01/98						
1.9 D	51	06/94→01/98						
1.9 SD	55	02/96→04/03						
1.9 Turbo D	66	05/93→04/03						
2.0 i	89	03/93→04/03						
2.0 i 16V	97	06/95→04/03						
2.0 i 16V	110	06/94→01/98						
2.0 i 16V	112	03/93→01/98						
2.0 HDI 109	80	02/99→04/03	←	☐; → 09/01; Scheibenbremse		24.3727-0311.2	580311	L= 1.333
			←	☐; → 09/01; Scheibenbremse		24.3727-0330.2	580330	L= 1.313
2.0 HDI 90	66	03/99→04/03	←	☐; → 09/01; Scheibenbremse		24.3727-0311.2	580311	L= 1.333
			←	☐; → 09/01; Scheibenbremse		24.3727-0312.2	580312	L= 1.262
						24.3727-0330.2	580330	L= 1.313
2.0 Turbo	108	06/95→04/03	←	☐; → 12/97; Scheibenbremse		24.3727-0311.2	580311	L= 1.333
2.1 Turbo D 12V	80	06/95→02/99	←	☐; → 12/97; Scheibenbremse		24.3727-0330.2	580330	L= 1.313
3.0 i 24V	140	01/97→04/03	←	☐; → 12/97; Scheibenbremse		24.3727-0330.2	580330	L= 1.313














	kW			 	! #		
CITROËN - XANTIA Break (X1_, X2_) 06/95→04/03							
 Seilzug, Feststellbremse							
1.8 i	66	04/97→04/03	←	☐; → 12/97; Scheibenbremse		24.3727-0311.2 580311	L= 1.333
1.8 i	74	06/95→01/98	←	☐; → 12/97; Scheibenbremse		24.3727-0312.2 580312	L= 1.262
1.8 i 16V	81	06/95→04/03	←				
1.9 SD	55	04/97→04/03					
1.9 Turbo D	66	06/95→04/03					
2.0 i	89	06/95→04/03					
2.0 i 16V	97	06/95→04/03					
2.0 HDI 109	80	02/99→04/03	←	☐; → 09/01; Scheibenbremse		24.3727-0311.2 580311	L= 1.333
2.0 HDI 90	66	03/99→04/03	←	☐; → 09/01; Scheibenbremse		24.3727-0330.2 580330	L= 1.313
2.0 Turbo	108	06/95→04/03	←	☐; → 12/97; Scheibenbremse		24.3727-0311.2 580311	L= 1.333
2.1 Turbo D 12V	80	06/96→02/99	←	☐; → 12/97; Scheibenbremse		24.3727-0330.2 580330	L= 1.313
3.0 V6	140	01/98→04/03	←	☐; → 09/01; Scheibenbremse		24.3727-0330.2 580330	L= 1.313
CITROËN - XM (Y4) 05/94→10/00							
 Seilzug, Feststellbremse							
2.0 i 16V	97	05/94→10/00	←	☐; Scheibenbremse		24.3727-0308.2 580308	L= 1.230
2.0 Turbo	108	05/94→10/00	←	☐; Scheibenbremse		24.3727-0309.2 580309	L= 1.030
2.1 TD 12V	80	05/94→10/00	←				
2.5 TD	95	05/94→10/00					
3.0 V6	123	05/94→10/00					
3.0 V6	140	04/97→10/00					
3.0 V6 24V	147	05/94→10/00	←	☐; für Rechtslenker; Scheibenbremse		24.3727-0308.2 580308	L= 1.230
CITROËN - XSARA (N1) 04/97→12/05							
 Radbremszylinder							
1.4 HDi	50	01/03→03/05	→			24.3220-1717.3 020430	TRW Ø 20,64 ALU
1.4 i	55	04/97→03/05	→	☐; → 08/00; - ABS		24.3220-1615.3 020242	TRW Ø 20,64 GG
1.9 D	51	07/98→03/05	→	☐; → 08/00; - ABS		24.3220-1617.3 020244	BDX Ø 20,64 GG
			→	☐; → 08/00; - ABS		24.3220-1616.3 020243	TRW Ø 20,64 GG
			→	→ 08/00; + ABS		24.3220-1618.3 020245	BDX Ø 20,64 GG
			→	→ 08/00; + ABS		24.3220-1711.3 020409	TRW Ø 20,64 GG
			→	09/00→; →Orga 08728		24.3220-1711.3 020409	TRW Ø 20,64 GG
			→	Orga 08729→		24.3220-1717.3 020430	TRW Ø 20,64 ALU
1.5 D	42	04/97→09/00	→	☐; → 08/00; - ABS		24.3220-1615.3 020242	TRW Ø 20,64 GG
1.6 i	65	04/97→09/00	→			24.3220-1617.3 020244	BDX Ø 20,64 GG
1.8 D	43	04/97→09/00	→				
1.8 i	66	04/97→09/00	→	☐; → 08/00; - ABS		24.3220-1616.3 020243	TRW Ø 20,64 GG
1.8 i Aut.	74	04/97→09/00	→			24.3220-1618.3 020245	BDX Ø 20,64 GG
1.9 D	50	04/97→09/00	→	→ 08/00; + ABS		24.3220-1711.3 020409	TRW Ø 20,64 GG
1.9 SD	55	01/98→09/00	→	→ 08/00; + ABS		24.3220-1711.3 020409	TRW Ø 20,64 GG
1.9 TD	66	04/97→09/00	→				
Zubehörsatz, Bremsbacken							
1.4 HDi	50	01/03→03/05	→			03.0137-9158.2 669158	TRW
1.4 i	55	04/97→03/05	→	→ 08/00; - ABS		03.0137-9086.2 669086	BDX
1.9 D	51	07/98→03/05	→			03.0137-9175.2 669175	TRW
			→	→ 08/00; + ABS		03.0137-9158.2 669158	TRW
			→	09/00→		03.0137-9158.2 669158	TRW
1.5 D	42	04/97→09/00	→	→ 08/00; - ABS		03.0137-9086.2 669086	BDX
1.6 i	65	04/97→09/00	→			03.0137-9175.2 669175	TRW
1.8 D	43	04/97→09/00	→				
1.8 i	66	04/97→09/00	→	→ 08/00; + ABS		03.0137-9158.2 669158	TRW
1.8 i Aut.	74	04/97→09/00	→				
1.9 D	50	04/97→09/00	→				
1.9 SD	55	01/98→09/00	→	→ 08/00		03.0137-9158.2 669158	TRW
1.9 TD	66	04/97→09/00	→				
 Bremstrommel							
1.4 HDi	50	01/03→03/05	→			24.0220-3014.1 480090	Ø 203,0 x 46,5 / 204,5 - RLG / - ABS Ring
1.4 i	55	04/97→03/05	→	→ 08/00; - ABS		24.0218-0016.1 480011	Ø 180,0 x 44,5 / 181 - RLG / - ABS Ring
1.9 D	51	07/98→03/05	→			24.0218-0716.2 480203	Ø 180,0 x 44,5 / 181 + RLG / - ABS Ring
			→	→ 08/00; + ABS		24.0220-3014.1 480090	Ø 203,0 x 46,5 / 204,5 - RLG / - ABS Ring
			↓				










	kw			 	! #		
CITROËN - XSARA (N1) 04/97→12/05							
Bremstrommel							
1.4 i 1.9 D	55 51	04/97→03/05 07/98→03/05	➔	09/00→		24.0220-3014.1 480090	Ø 203,0 x 46,5 / 204,5 - RLG / - ABS Ring
1.5 D 1.6 i 1.8 D 1.8 i 1.8 i Aut. 1.9 D	42 65 43 66 74 50	04/97→09/00 04/97→09/00 04/97→09/00 04/97→09/00 04/97→09/00 04/97→09/00	➔	→ 08/00; - ABS		24.0218-0016.1 480011	Ø 180,0 x 44,5 / 181 - RLG / - ABS Ring
			➔	→ 08/00; + ABS		24.0218-0716.2 480203	Ø 180,0 x 44,5 / 181 + RLG / - ABS Ring
1.9 SD 1.9 TD	55 66	01/98→09/00 04/97→09/00	➔	→ 08/00		24.0220-3014.1 480090	Ø 203,0 x 46,5 / 204,5 - RLG / - ABS Ring
Bremsbackensatz							
1.4 HDi	50	01/03→03/05	➔			03.0137-0312.2 650312	TRW Ø 203 x 38
1.4 i 1.9 D	55 51	04/97→03/05 07/98→03/05	➔	→ 08/00; - ABS		03.0137-0197.2 650197	TRW Ø 180 x 32 + HEB
						03.0137-0261.2 650261	BDX Ø 180 x 32
						03.0520-2520.3 692520	TRW Ø 180 x 32 Ø 20,64 + RZ / + Zub TopKit
						03.0520-2620.3 692620	BDX Ø 180 x 32 Ø 20,64 + RZ / + Zub TopKit
			➔	→ 08/00; + ABS		03.0137-0312.2 650312	TRW Ø 203 x 38
			➔	09/00→		03.0137-0312.2 650312	TRW Ø 203 x 38
			➔	→ Orga 08210; + ABS		03.0520-5720.3 695720	TRW Ø 203 x 39 Ø 20,64 + RZ / + Zub TopKit
			➔	Orga 08211→; → 08/00; + ABS		03.0520-6420.3 696420	TRW Ø 203 x 39 Ø 20,64 + RZ / + Zub TopKit
1.5 D 1.6 i 1.8 D 1.8 i 1.9 D	42 65 43 66 50	04/97→09/00 04/97→09/00 04/97→09/00 04/97→09/00 04/97→09/00	➔	→ 08/00; - ABS		03.0137-0197.2 650197	TRW Ø 180 x 32 + HEB
						03.0137-0261.2 650261	BDX Ø 180 x 32
						03.0520-2520.3 692520	TRW Ø 180 x 32 Ø 20,64 + RZ / + Zub TopKit
						03.0520-2620.3 692620	BDX Ø 180 x 32 Ø 20,64 + RZ / + Zub TopKit
			➔	→ 08/00; + ABS		03.0137-0312.2 650312	TRW Ø 203 x 38
			➔	→ Orga 08210; + ABS		03.0520-5720.3 695720	TRW Ø 203 x 39 Ø 20,64 + RZ / + Zub TopKit
			➔	Orga 08211→; → 08/00; + ABS		03.0520-6420.3 696420	TRW Ø 203 x 39 Ø 20,64 + RZ / + Zub TopKit
1.8 i Aut.	74	04/97→09/00	➔	→ 08/00; - ABS		03.0137-0197.2 650197	TRW Ø 180 x 32 + HEB
						03.0137-0261.2 650261	BDX Ø 180 x 32
						03.0520-2520.3 692520	TRW Ø 180 x 32 Ø 20,64 + RZ / + Zub TopKit
						03.0520-2620.3 692620	BDX Ø 180 x 32 Ø 20,64 + RZ / + Zub TopKit
			➔	→ 08/00; + ABS		03.0137-0312.2 650312	TRW Ø 203 x 38
						03.0520-5720.3 695720	TRW Ø 203 x 39 Ø 20,64 + RZ / + Zub TopKit
						03.0520-6420.3 696420	TRW Ø 203 x 39 Ø 20,64 + RZ / + Zub TopKit
1.9 SD	55	01/98→09/00	➔	→ 08/00		03.0137-0312.2 650312	TRW Ø 203 x 38
			➔	→ Orga 08210		03.0520-5720.3 695720	TRW Ø 203 x 39 Ø 20,64 + RZ / + Zub TopKit
			➔	Orga 08211→; → 08/00		03.0520-6420.3 696420	TRW Ø 203 x 39 Ø 20,64 + RZ / + Zub TopKit
1.9 TD	66	04/97→09/00	➔	→ 08/00		03.0137-0312.2 650312	TRW Ø 203 x 38
			➔	→ Orga 08210; + ABS		03.0520-5720.3 695720	TRW Ø 203 x 39 Ø 20,64 + RZ / + Zub TopKit
			➔	→ 08/00; - ABS		03.0520-5720.3 695720	TRW Ø 203 x 39 Ø 20,64 + RZ / + Zub TopKit
			➔	Orga 08211→; → 08/00; + ABS		03.0520-6420.3 696420	TRW Ø 203 x 39 Ø 20,64 + RZ / + Zub TopKit
Seilzug, Feststellbremse							
1.4 HDi 1.4 i 1.9 D	50 55 51	01/03→03/05 04/97→03/05 07/98→03/05	➔	<input type="checkbox"/> ; Trommelbremse		24.3727-0322.2 580322	L= 1.591
			➔	<input checked="" type="checkbox"/> ; Trommelbremse		24.3727-0323.2 580323	L= 1.500
1.5 D 1.6 i 1.8 D 1.8 i	42 65 43 66	04/97→09/00 04/97→09/00 04/97→09/00 04/97→09/00	➔	<input type="checkbox"/> ; → 08/00; Trommelbremse		24.3727-0322.2 580322	L= 1.591
			➔	<input checked="" type="checkbox"/> ; → 08/00; Trommelbremse		24.3727-0323.2 580323	L= 1.500
↓							











	kW			 	! #				
CITROËN - XSARA (N1) 04/97→12/05									
 Seilzug, Feststellbremse									
1.9 D	50	04/97→09/00	➡	<input type="checkbox"/> ; → 08/00; Trommelbremse	24.3727-0322.2	580322	L= 1.591		
1.9 SD	55	01/98→09/00	➡	<input type="checkbox"/> ; → 08/00; Trommelbremse	24.3727-0323.2	580323	L= 1.500		
1.9 TD	66	04/97→09/00							
1.6 16V	80	09/00→03/05	➡	<input type="checkbox"/> ; Scheibenbremse	24.3727-0326.2	580326	L= 1.635		
2.0 16V	100	09/00→03/05	➡	<input type="checkbox"/> ; Scheibenbremse	24.3727-0327.2	580327	L= 1.545		
2.0 HDi 109	80	05/01→03/05							
2.0 HDi 90	66	02/99→03/05							
1.8 i 16V	81	04/97→09/00	➡	<input type="checkbox"/> ; → 08/00; Scheibenbremse	24.3727-0326.2	580326	L= 1.635		
2.0 16V	97	07/98→09/00	➡	<input type="checkbox"/> ; → 08/00; Scheibenbremse	24.3727-0327.2	580327	L= 1.545		
1.8 i Aut.	74	04/97→09/00	➡	<input type="checkbox"/> ; → 08/00; Trommelbremse	24.3727-0322.2	580322	L= 1.591		
			➡	<input type="checkbox"/> ; → 08/00; Trommelbremse	24.3727-0323.2	580323	L= 1.500		
			➡	<input type="checkbox"/> ; → 08/00; Scheibenbremse	24.3727-0326.2	580326	L= 1.635		
			➡	<input type="checkbox"/> ; → 08/00; Scheibenbremse	24.3727-0327.2	580327	L= 1.545		
CITROËN - XSARA Break (N2) 10/97→03/10									
 Radbremszylinder									
1.4 HDi	50	01/03→08/05	➡		24.3222-1714.3	020432	BDX Ø 22,2 GG		
1.4 i	55	10/97→08/05	➡	→ 08/00; - ABS	24.3220-1702.3	020375	BDX Ø 20,64 GG		
			➡	→ 08/00; + ABS	24.3222-1714.3	020432	BDX Ø 22,2 GG		
				09/00→	24.3222-1714.3	020432	BDX Ø 22,2 GG		
1.5 D	42	10/97→09/00	➡	→ 08/00; - ABS	24.3220-1702.3	020375	BDX Ø 20,64 GG		
			➡	→ 08/00; + ABS	24.3222-1714.3	020432	BDX Ø 22,2 GG		
				1.6 i	65	10/97→09/00			
				1.8 D	43	10/97→09/00			
1.9 D	50	10/97→09/00							
1.8 i	66	10/97→09/00	➡	→ 08/00	24.3222-1714.3	020432	BDX Ø 22,2 GG		
1.8 i Aut.	74	10/97→09/00							
1.9 D	55	01/98→09/00							
1.9 TD	66	10/97→09/00							
Zubehörsatz, Bremsbacken									
1.4 HDi	50	01/03→08/05	➡		03.0137-9228.2	669228	BDX		
1.4 i	55	10/97→08/05							
1.9 D	51	07/98→08/05							
1.5 D	42	10/97→09/00	➡	→ 08/00	03.0137-9228.2	669228	BDX		
1.6 i	65	10/97→09/00							
1.8 D	43	10/97→09/00							
1.8 i	66	10/97→09/00							
1.8 i Aut.	74	10/97→09/00							
1.9 D	50	10/97→09/00							
1.9 D	55	01/98→09/00							
1.9 TD	66	10/97→09/00							
 Bremsstrommel									
1.4 HDi	50	01/03→08/05	➡		24.0222-8017.1	480071	Ø 229,0 x 50,8 / 230		
1.4 i	55	10/97→08/05							
1.9 D	51	07/98→08/05							
1.5 D	42	10/97→09/00	➡	→ 08/00	24.0222-8017.1	480071	Ø 229,0 x 50,8 / 230		
1.6 i	65	10/97→09/00							
1.8 D	43	10/97→09/00							
1.8 i	66	10/97→09/00							
1.8 i Aut.	74	10/97→09/00							
1.9 D	50	10/97→09/00							
1.9 D	55	01/98→09/00							
1.9 TD	66	10/97→09/00							
 Bremsbackensatz									
1.4 HDi	50	01/03→08/05	➡		03.0137-0370.2	650370	BDX Ø 229 x 42 + HEB		
1.4 i	55	10/97→08/05	➡		03.0520-5822.3	695822	BDX Ø 229 x 42 Ø 22,2 + RZ / + Zub TopKit		
			➡	→ 08/00; + ABS	03.0520-5822.3	695822	BDX Ø 229 x 42 Ø 22,2 + RZ / + Zub TopKit		
				09/00→	03.0520-5822.3	695822	BDX Ø 229 x 42 Ø 22,2 + RZ / + Zub TopKit		
				→ 08/00; - ABS	03.0520-6720.3	696720	BDX Ø 229 x 42 Ø 20,64 + RZ / + Zub TopKit		
1.9 D	51	07/98→08/05	➡		03.0137-0370.2	650370	BDX Ø 229 x 42 + HEB		
			➡	→ 08/00; + ABS	03.0520-5822.3	695822	BDX Ø 229 x 42 Ø 22,2 + RZ / + Zub TopKit		
				09/00→	03.0520-5822.3	695822	BDX Ø 229 x 42 Ø 22,2 + RZ / + Zub TopKit		
				→ 08/00; - ABS	03.0520-6720.3	696720	BDX Ø 229 x 42 Ø 20,64 + RZ / + Zub TopKit		
1.5 D	42	10/97→09/00	➡	→ 08/00	03.0137-0370.2	650370	BDX Ø 229 x 42 + HEB		
1.6 i	65	10/97→09/00							
1.8 D	43	10/97→09/00							
1.9 D	50	10/97→09/00							
1.9 D	55	01/98→09/00							
1.9 TD	66	10/97→09/00							
1.9 D	55	01/98→09/00							
1.9 TD	66	10/97→09/00							
↓									







	kw			 	! #		
CITROËN - XSARA Break (N2) 10/97→03/10							
 Bremsbackensatz							
1.8 i	66	10/97→09/00	➔	→ 08/00		03.0137-0370.2 650370	BDX Ø 229 x 42 + HEB
1.8 i Aut.	74	10/97→09/00				03.0520-5822.3 695822	BDX Ø 229 x 42 Ø 22,2 + RZ / + Zub TopKit
1.9 D	55	01/98→09/00					
1.9 TD	66	10/97→09/00					
 Seilzug, Feststellbremse							
1.4 HDi	50	01/03→08/05	➔	☐; Trommelbremse		24.3727-0337.2 580337	L= 1.610
1.4 i	55	10/97→08/05					
1.9 D	51	07/98→08/05	➔	☐; Trommelbremse		24.3727-0338.2 580338	L= 1.520
1.5 D	42	10/97→09/00	➔	☐; → 08/00; Trommelbremse		24.3727-0337.2 580337	L= 1.610
1.6 i	65	10/97→09/00					
1.8 D	43	10/97→09/00	➔	☐; → 08/00; Trommelbremse		24.3727-0338.2 580338	L= 1.520
1.8 i	66	10/97→09/00					
1.9 D	50	10/97→09/00					
1.9 D	55	01/98→09/00					
1.9 TD	66	10/97→09/00					
1.6 16V	80	09/00→08/05	➔	☐; Scheibenbremse		24.3727-0326.2 580326	L= 1.635
2.0 16V	100	09/00→08/05					
2.0 HDi 109	80	05/01→08/05	➔	☐; Scheibenbremse		24.3727-0327.2 580327	L= 1.545
2.0 HDi 90	66	02/99→08/05					
1.8 i 16V	81	10/97→09/00	➔	☐; → 08/00; Scheibenbremse		24.3727-0326.2 580326	L= 1.635
2.0 16V	97	07/98→09/00	➔	☐; → 08/00; Scheibenbremse		24.3727-0327.2 580327	L= 1.545
1.8 i Aut.	74	10/97→09/00	➔	☐; → 08/00; Scheibenbremse		24.3727-0326.2 580326	L= 1.635
			➔	☐; → 08/00; Scheibenbremse		24.3727-0327.2 580327	L= 1.545
			➔	☐; → 08/00; Trommelbremse		24.3727-0337.2 580337	L= 1.610
			➔	☐; → 08/00; Trommelbremse		24.3727-0338.2 580338	L= 1.520
CITROËN - XSARA Coupe (N0) 01/98→04/05							
 Radbremszylinder							
1.4 HDi	50	01/03→03/05	➔			24.3220-1717.3 020430	TRW Ø 20,64 ALU
1.4 i	55	03/98→03/05	➔	☐; → 08/00; - ABS		24.3220-1615.3 020242	TRW Ø 20,64 GG
						24.3220-1617.3 020244	BDX Ø 20,64 GG
			➔	☐; → 08/00; - ABS		24.3220-1616.3 020243	TRW Ø 20,64 GG
						24.3220-1618.3 020245	BDX Ø 20,64 GG
			➔	09/00→; →Orga 08728		24.3220-1711.3 020409	TRW Ø 20,64 GG
			➔	→Orga 08210; + ABS		24.3220-1711.3 020409	TRW Ø 20,64 GG
			➔	Orga 08211→; → 08/00; + ABS		24.3220-1717.3 020430	TRW Ø 20,64 ALU
			➔	Orga 08729→		24.3220-1717.3 020430	TRW Ø 20,64 ALU
1.8 i	66	02/98→09/00	➔	☐; → 08/00; - ABS		24.3220-1615.3 020242	TRW Ø 20,64 GG
						24.3220-1617.3 020244	BDX Ø 20,64 GG
			➔	☐; → 08/00; - ABS		24.3220-1616.3 020243	TRW Ø 20,64 GG
						24.3220-1618.3 020245	BDX Ø 20,64 GG
			➔	→Orga 08210; + ABS		24.3220-1711.3 020409	TRW Ø 20,64 GG
			➔	Orga 08211→; → 08/00; + ABS		24.3220-1717.3 020430	TRW Ø 20,64 ALU
1.9 D	50	02/98→09/00	➔	☐; → 08/00; - ABS		24.3220-1615.3 020242	TRW Ø 20,64 GG
						24.3220-1617.3 020244	BDX Ø 20,64 GG
			➔	☐; → 08/00; - ABS		24.3220-1616.3 020243	TRW Ø 20,64 GG
						24.3220-1618.3 020245	BDX Ø 20,64 GG
			➔	→ 08/00; + ABS		24.3220-1717.3 020430	TRW Ø 20,64 ALU
1.9 D	51	02/99→03/05	➔	☐; → 08/00; - ABS		24.3220-1615.3 020242	TRW Ø 20,64 GG
						24.3220-1617.3 020244	BDX Ø 20,64 GG
			➔	☐; → 08/00; - ABS		24.3220-1616.3 020243	TRW Ø 20,64 GG
						24.3220-1618.3 020245	BDX Ø 20,64 GG
			➔	09/00→; →Orga 08728		24.3220-1711.3 020409	TRW Ø 20,64 GG
			➔	Orga 08729→		24.3220-1717.3 020430	TRW Ø 20,64 ALU
			➔	→ 08/00; + ABS		24.3220-1717.3 020430	TRW Ø 20,64 ALU
1.9 TD	66	02/98→09/00	➔	→Orga 08210; + ABS		24.3220-1711.3 020409	TRW Ø 20,64 GG
			➔	→ 08/00; - ABS		24.3220-1711.3 020409	TRW Ø 20,64 GG
			➔	Orga 08211→; → 08/00; + ABS		24.3220-1717.3 020430	TRW Ø 20,64 ALU
Zubehörsatz, Bremsbacken							
1.4 HDi	50	01/03→03/05	➔			03.0137-9158.2 669158	TRW
1.4 i	55	03/98→03/05	➔	→ 08/00; - ABS		03.0137-9086.2 669086	BDX















	kw			 	! #		
CITROËN - XSARA Coupe (N0) 01/98→04/05							
Zubehörsatz, Bremsbacken							
1.9 D	51	02/99→03/05	➡	→ 08/00; - ABS	03.0137-9175.2	669175	TRW
			➡	→ 08/00; + ABS	03.0137-9158.2	669158	TRW
			➡	09/00→	03.0137-9158.2	669158	TRW
1.8 i 1.9 D	66 50	02/98→09/00 02/98→09/00	➡	→ 08/00; - ABS	03.0137-9086.2	669086	BDX
			➡	→ 08/00; + ABS	03.0137-9175.2	669175	TRW
1.9 TD	66	02/98→09/00	➡	→ 08/00	03.0137-9158.2	669158	TRW
 Bremstrommel							
1.4 HDi	50	01/03→03/05	➡		24.0220-3014.1	480090	Ø 203,0 x 46,5 / 204,5 - RLG / - ABS Ring
1.4 i 1.9 D	55 51	03/98→03/05 02/99→03/05	➡	→ 08/00; - ABS	24.0218-0016.1	480011	Ø 180,0 x 44,5 / 181 - RLG / - ABS Ring
			➡	→ 08/00; + ABS	24.0218-0716.2	480203	Ø 180,0 x 44,5 / 181 + RLG / - ABS Ring
			➡	09/00→	24.0220-3014.1	480090	Ø 203,0 x 46,5 / 204,5 - RLG / - ABS Ring
1.8 i 1.9 D	66 50	02/98→09/00 02/98→09/00	➡	→ 08/00; - ABS	24.0218-0016.1	480011	Ø 180,0 x 44,5 / 181 - RLG / - ABS Ring
			➡	→ 08/00; + ABS	24.0218-0716.2	480203	Ø 180,0 x 44,5 / 181 + RLG / - ABS Ring
1.9 TD	66	02/98→09/00	➡	→ 08/00	24.0220-3014.1	480090	Ø 203,0 x 46,5 / 204,5 - RLG / - ABS Ring
 Bremsbackensatz							
1.4 HDi	50	01/03→03/05	➡		03.0137-0312.2	650312	TRW Ø 203 x 38
1.4 i	55	03/98→03/05	➡	→ 08/00; - ABS	03.0137-0197.2	650197	TRW Ø 180 x 32 + HEB
					03.0137-0261.2	650261	BDX Ø 180 x 32
					03.0520-2520.3	692520	TRW Ø 180 x 32 Ø 20,64 + RZ / + Zub TopKit
					03.0520-2620.3	692620	BDX Ø 180 x 32 Ø 20,64 + RZ / + Zub TopKit
			➡	→ 08/00; + ABS	03.0137-0312.2	650312	TRW Ø 203 x 38
		09/00→	➡	03.0137-0312.2	650312	TRW Ø 203 x 38	
			➡	→Orga 08210; + ABS	03.0520-5720.3	695720	TRW Ø 203 x 39 Ø 20,64 + RZ / + Zub TopKit
			➡	Orga 08211→; → 08/00; + ABS	03.0520-6420.3	696420	TRW Ø 203 x 39 Ø 20,64 + RZ / + Zub TopKit
1.8 i	66	02/98→09/00	➡	→ 08/00; - ABS	03.0137-0197.2	650197	TRW Ø 180 x 32 + HEB
					03.0137-0261.2	650261	BDX Ø 180 x 32
					03.0520-2520.3	692520	TRW Ø 180 x 32 Ø 20,64 + RZ / + Zub TopKit
					03.0520-2620.3	692620	BDX Ø 180 x 32 Ø 20,64 + RZ / + Zub TopKit
			➡	→ 08/00; + ABS	03.0137-0312.2	650312	TRW Ø 203 x 38
			➡	→Orga 08210; + ABS	03.0520-5720.3	695720	TRW Ø 203 x 39 Ø 20,64 + RZ / + Zub TopKit
			➡	Orga 08211→; → 08/00; + ABS	03.0520-6420.3	696420	TRW Ø 203 x 39 Ø 20,64 + RZ / + Zub TopKit
1.9 D	50	02/98→09/00	➡	→ 08/00; - ABS	03.0137-0197.2	650197	TRW Ø 180 x 32 + HEB
					03.0137-0261.2	650261	BDX Ø 180 x 32
					03.0520-2520.3	692520	TRW Ø 180 x 32 Ø 20,64 + RZ / + Zub TopKit
					03.0520-2620.3	692620	BDX Ø 180 x 32 Ø 20,64 + RZ / + Zub TopKit
			➡	→ 08/00; + ABS	03.0137-0312.2	650312	TRW Ø 203 x 38
					03.0520-6420.3	696420	TRW Ø 203 x 39 Ø 20,64 + RZ / + Zub TopKit
1.9 D	51	02/99→03/05	➡	→ 08/00; - ABS	03.0137-0197.2	650197	TRW Ø 180 x 32 + HEB
					03.0137-0261.2	650261	BDX Ø 180 x 32
					03.0520-2520.3	692520	TRW Ø 180 x 32 Ø 20,64 + RZ / + Zub TopKit













	kw					! #		
CITROËN - XSARA Coupe (N0) 01/98→04/05								
 Bremsbackensatz								
1.9 D	51	02/99→03/05	➡	→ 08/00; - ABS			03.0520-2620.3 692620	BDX Ø 180 x 32 Ø 20,64 + RZ / + Zub TopKit
			➡	→ 08/00; + ABS			03.0137-0312.2 650312	TRW Ø 203 x 38
			➡	→ 08/00; - ABS			03.0520-6420.3 696420	TRW Ø 203 x 39 Ø 20,64 + RZ / + Zub TopKit
1.9 TD	66	02/98→09/00	➡	→ 09/00→			03.0137-0312.2 650312	TRW Ø 203 x 38
			➡	→ 08/00			03.0137-0312.2 650312	TRW Ø 203 x 38
			➡	→ 08/00; - ABS			03.0520-5720.3 695720	TRW Ø 203 x 39 Ø 20,64 + RZ / + Zub TopKit
1.9 TD	66	02/98→09/00	➡	→ 08/00; + ABS			03.0520-6420.3 696420	TRW Ø 203 x 39 Ø 20,64 + RZ / + Zub TopKit
			➡	→ 08/00			03.0137-0312.2 650312	TRW Ø 203 x 38
			➡	→ 08/00; - ABS			03.0520-5720.3 695720	TRW Ø 203 x 39 Ø 20,64 + RZ / + Zub TopKit
 Seilzug, Feststellbremse								
1.4 HDi	50	01/03→03/05	➡	☐; Trommelbremse			24.3727-0322.2 580322	L= 1.591
1.4 i	55	03/98→03/05	➡	☐; Trommelbremse			24.3727-0323.2 580323	L= 1.500
1.9 D	51	02/99→03/05	➡	☐; Trommelbremse			24.3727-0326.2 580326	L= 1.635
1.6 16V	80	09/00→03/05	➡	☐; Scheibenbremse			24.3727-0327.2 580327	L= 1.545
2.0 16V	100	09/00→03/05	➡	☐; Scheibenbremse			24.3727-0327.2 580327	L= 1.545
2.0 HDi 109	80	05/01→03/05	➡	☐; Scheibenbremse			24.3727-0327.2 580327	L= 1.545
2.0 HDi 90	66	02/99→03/05	➡	☐; Scheibenbremse			24.3727-0327.2 580327	L= 1.545
2.0 i 16V	120	02/98→03/05	➡	☐; Scheibenbremse			24.3727-0327.2 580327	L= 1.545
1.8 i	66	02/98→09/00	➡	☐; → 08/00; Trommelbremse			24.3727-0322.2 580322	L= 1.591
1.9 D	50	02/98→09/00	➡	☐; → 08/00; Trommelbremse			24.3727-0323.2 580323	L= 1.500
1.9 TD	66	02/98→09/00	➡	☐; → 08/00; Trommelbremse			24.3727-0323.2 580323	L= 1.500
1.8 i 16V	81	02/98→09/00	➡	☐; → 08/00; Scheibenbremse			24.3727-0326.2 580326	L= 1.635
1.8 i 16V	81	02/98→09/00	➡	☐; → 08/00; Scheibenbremse			24.3727-0327.2 580327	L= 1.545
CITROËN - XSARA PICASSO (N68) 09/99→06/12								
 Radbremsszylinder								
1.6	65	12/99→09/01	➡	06/00→			24.3222-1734.3 020539	TRW Ø 22,2 ALU
1.6	70	12/99→12/10	➡	09/00→ 03/10			24.3222-1734.3 020539	TRW Ø 22,2 ALU
1.8 16V	85	02/00→08/05	➡				24.3222-1734.3 020539	TRW Ø 22,2 ALU
2.0 HDi	66	12/99→12/11	➡	06/00→ 03/10			24.3222-1734.3 020539	TRW Ø 22,2 ALU
Zubehörsatz, Bremsbacken								
1.6	65	12/99→09/01	➡	06/00→			03.0137-9220.2 669220	TRW
1.6	70	12/99→12/10	➡	09/00→ 03/10			03.0137-9220.2 669220	TRW
1.8 16V	85	02/00→08/05	➡				03.0137-9220.2 669220	TRW
2.0 HDi	66	12/99→12/11	➡	06/00→ 03/10			03.0137-9220.2 669220	TRW
 Bremstrommel								
1.6	65	12/99→09/01	➡	06/00→			24.0222-8017.1 480071	Ø 229,0 x 50,8 / 230
1.6	70	12/99→12/10	➡	09/00→ 03/10			24.0222-8017.1 480071	Ø 229,0 x 50,8 / 230
1.8 16V	85	02/00→08/05	➡				24.0222-8017.1 480071	Ø 229,0 x 50,8 / 230
2.0 HDi	66	12/99→12/11	➡	06/00→ 03/10			24.0222-8017.1 480071	Ø 229,0 x 50,8 / 230
 Bremsbackensatz								
1.6	65	12/99→09/01	➡	06/00→			03.0137-0341.2 650341	TRW Ø 229 x 42 + HEB
			➡	06/00→			03.0520-6322.3 696322	TRW Ø 229 x 42 Ø 22,2 + RZ / + Zub TopKit
1.6	70	12/99→12/10	➡	09/00→ 03/10			03.0137-0341.2 650341	TRW Ø 229 x 42 + HEB
			➡	09/00→ 03/10			03.0520-6322.3 696322	TRW Ø 229 x 42 Ø 22,2 + RZ / + Zub TopKit
1.8 16V	85	02/00→08/05	➡				03.0137-0341.2 650341	TRW Ø 229 x 42 + HEB
			➡				03.0520-6322.3 696322	TRW Ø 229 x 42 Ø 22,2 + RZ / + Zub TopKit
2.0 HDi	66	12/99→12/11	➡	06/00→ 03/10			03.0137-0341.2 650341	TRW Ø 229 x 42 + HEB
			➡	06/00→ 03/10			03.0520-6322.3 696322	TRW Ø 229 x 42 Ø 22,2 + RZ / + Zub TopKit
 Seilzug, Feststellbremse								
1.6	65	12/99→09/01	➡	☐; 06/00→; Trommelbremse			24.3727-0332.2 580332	L= 1.864
1.6	70	12/99→12/10	➡	☐; 09/00→ 03/10; Trommelbremse			24.3727-0332.2 580332	L= 1.864
1.6 16V	80	09/05→12/11	➡	☐; Scheibenbremse			24.3727-0333.2 580333	L= 1.860











	kw			 	! #		
CITROËN - XSARA PICASSO (N68) 09/99→06/12							
 Seilzug, Feststellbremse							
1.6 16V	80	09/05→12/11	➡	<input type="checkbox"/> ; Scheibenbremse	24.3727-0353.2	580353	L= 1.860
			➡	<input type="checkbox"/> ; Scheibenbremse	24.3727-0334.2	580334	L= 1.948
			➡		24.3727-0354.2	580354	L= 1.950
1.6 HDi	66	09/05→12/11	➡	<input type="checkbox"/> ; → 03/10; Scheibenbremse	24.3727-0333.2	580333	L= 1.860
1.6 HDi	80	05/04→12/11	➡	<input type="checkbox"/> ; → 03/10; Scheibenbremse	24.3727-0353.2	580353	L= 1.860
			➡	<input type="checkbox"/> ; → 03/10; Scheibenbremse	24.3727-0334.2	580334	L= 1.948
			➡		24.3727-0354.2	580354	L= 1.950
1.8 16V	85	02/00→08/05	➡	<input type="checkbox"/> ; Trommelbremse	24.3727-0332.2	580332	L= 1.864
			➡	<input type="checkbox"/> ; Scheibenbremse	24.3727-0333.2	580333	L= 1.860
			➡		24.3727-0353.2	580353	L= 1.860
			➡	<input type="checkbox"/> ; Scheibenbremse	24.3727-0334.2	580334	L= 1.948
			➡		24.3727-0354.2	580354	L= 1.950
2.0 16V	100	01/03→06/12	➡	<input type="checkbox"/> ; → 03/10; Trommelbremse	24.3727-0332.2	580332	L= 1.864
			➡	<input type="checkbox"/> ; → 03/10; Scheibenbremse	24.3727-0333.2	580333	L= 1.860
			➡		24.3727-0353.2	580353	L= 1.860
			➡	<input type="checkbox"/> ; → 03/10; Scheibenbremse	24.3727-0334.2	580334	L= 1.948
			➡		24.3727-0354.2	580354	L= 1.950
2.0 HDi	66	12/99→12/11	➡	<input type="checkbox"/> ; 06/00→ 03/10; Trommelbremse	24.3727-0332.2	580332	L= 1.864
			➡	<input type="checkbox"/> ; 06/00→ 03/10; + ESP; Scheibenbremse	24.3727-0333.2	580333	L= 1.860
			➡		24.3727-0353.2	580353	L= 1.860
			➡	<input type="checkbox"/> ; 06/00→ 03/10; + ESP; Scheibenbremse	24.3727-0334.2	580334	L= 1.948
			➡		24.3727-0354.2	580354	L= 1.950
CITROËN - ZX (N2) 03/91→07/99							
 Radbremszylinder							
1.1	44	03/91→06/97	➡	<input type="checkbox"/> ; →Orga 05718; - ABS	24.3220-1603.3	020230	BDX Ø 20,64 GG
1.4	55	03/91→06/97	➡	<input type="checkbox"/> ; →Orga 05718; - ABS	24.3220-1604.3	020231	BDX Ø 20,64 GG
1.4 i	55	03/91→06/97	➡	<input type="checkbox"/> ; →Orga 05718; - ABS	24.3220-1608.3	020235	TRW Ø 20,64 GG
1.6 i	65	03/91→06/97	➡	<input type="checkbox"/> ; Orga 05719→; - ABS	24.3220-1615.3	020242	TRW Ø 20,64 GG
1.9 D	47	03/91→06/97	➡	<input type="checkbox"/> ; Orga 05719→; - ABS	24.3220-1617.3	020244	BDX Ø 20,64 GG
			➡	<input type="checkbox"/> ; Orga 05719→; - ABS	24.3220-1616.3	020243	TRW Ø 20,64 GG
			➡		24.3220-1618.3	020245	BDX Ø 20,64 GG
			➡	Orga 06749→; + ABS	24.3220-1711.3	020409	TRW Ø 20,64 GG
1.6	66	07/94→10/97	➡	<input type="checkbox"/> ; →Orga 05718; - ABS	24.3220-1603.3	020230	BDX Ø 20,64 GG
			➡	<input type="checkbox"/> ; →Orga 05718; - ABS	24.3220-1604.3	020231	BDX Ø 20,64 GG
			➡		24.3220-1608.3	020235	TRW Ø 20,64 GG
			➡	<input type="checkbox"/> ; Orga 05719→; → 06/97; - ABS	24.3220-1615.3	020242	TRW Ø 20,64 GG
			➡	<input type="checkbox"/> ; Orga 05719→; → 06/97; - ABS	24.3220-1617.3	020244	BDX Ø 20,64 GG
			➡	<input type="checkbox"/> ; Orga 05719→; → 06/97; - ABS	24.3220-1616.3	020243	TRW Ø 20,64 GG
			➡		24.3220-1618.3	020245	BDX Ø 20,64 GG
			➡	Orga 06749→; → 06/97; + ABS	24.3220-1711.3	020409	TRW Ø 20,64 GG
1.8	76	03/91→10/97	➡	Orga 06749→; → 06/97; + ABS	24.3220-1711.3	020409	TRW Ø 20,64 GG
1.8 D	44	06/93→06/97	➡	Orga 06749→; + ABS	24.3220-1711.3	020409	TRW Ø 20,64 GG
1.8 i	74	07/92→06/97	➡				
1.8 i 16V	81	01/96→06/97	➡		24.3220-1711.3	020409	TRW Ø 20,64 GG
1.9 D	50	07/93→06/97	➡	<input type="checkbox"/> ; 06/94→; →Orga 05718; - ABS	24.3220-1603.3	020230	BDX Ø 20,64 GG
			➡	<input type="checkbox"/> ; 06/94→; →Orga 05718; - ABS	24.3220-1604.3	020231	BDX Ø 20,64 GG
			➡		24.3220-1608.3	020235	TRW Ø 20,64 GG
			➡	<input type="checkbox"/> ; Orga 05719→; - ABS	24.3220-1615.3	020242	TRW Ø 20,64 GG
			➡	<input type="checkbox"/> ; Orga 05719→; - ABS	24.3220-1617.3	020244	BDX Ø 20,64 GG
			➡	<input type="checkbox"/> ; Orga 05719→; - ABS	24.3220-1616.3	020243	TRW Ø 20,64 GG
			➡		24.3220-1618.3	020245	BDX Ø 20,64 GG
			➡	Orga 06749→; + ABS	24.3220-1711.3	020409	TRW Ø 20,64 GG
1.9 DT	65	07/94→10/97	➡	<input type="checkbox"/> ; → 06/97; - ABS	24.3220-1615.3	020242	TRW Ø 20,64 GG
			➡		24.3220-1617.3	020244	BDX Ø 20,64 GG
			➡	<input type="checkbox"/> ; → 06/97; - ABS	24.3220-1616.3	020243	TRW Ø 20,64 GG
			➡		24.3220-1618.3	020245	BDX Ø 20,64 GG
			➡	Orga 06749→; → 06/97; + ABS	24.3220-1711.3	020409	TRW Ø 20,64 GG
1.9 TD	66	07/92→06/97	➡	<input type="checkbox"/> ; - ABS	24.3220-1615.3	020242	TRW Ø 20,64 GG
			➡		24.3220-1617.3	020244	BDX Ø 20,64 GG
↓							












	kw			 	! #		
CITROËN - ZX (N2) 03/91→07/99							
 Radbremszylinder							
1.9 TD	66	07/92→06/97	➡	☐; - ABS		24.3220-1616.3 020243	TRW Ø 20,64 GG
						24.3220-1618.3 020245	BDX Ø 20,64 GG
			➡	Orga 06749→; + ABS		24.3220-1711.3 020409	TRW Ø 20,64 GG
Zubehörsatz, Bremsbacken							
1.1	44	03/91→06/97	➡	- ABS		03.0137-9086.2 669086	BDX
1.4	55	03/91→06/97				03.0137-9175.2 669175	TRW
1.4 i	55	03/91→06/97					
1.6 i	65	03/91→06/97	➡	Orga 06749→; + ABS		03.0137-9158.2 669158	TRW
1.8 D	44	06/93→06/97					
1.8 i	74	07/92→06/97					
1.9 D	47	03/91→06/97					
1.9 TD	66	07/92→06/97					
1.6	66	07/94→10/97	➡	→ 06/97; - ABS		03.0137-9086.2 669086	BDX
1.8	76	03/91→10/97				03.0137-9175.2 669175	TRW
1.9 DT	65	07/94→10/97					
			➡	Orga 06749→; → 06/97; + ABS		03.0137-9158.2 669158	TRW
1.8 i 16V	81	01/96→06/97	➡			03.0137-9158.2 669158	TRW
1.9 D	50	07/93→06/97	➡	06/94→; - ABS		03.0137-9086.2 669086	BDX
						03.0137-9175.2 669175	TRW
			➡	Orga 06749→; + ABS		03.0137-9158.2 669158	TRW
 Bremstrommel							
1.1	44	03/91→06/97	➡	- ABS		24.0218-0016.1 480011	Ø 180,0 x 44,5 / 181
1.4	55	03/91→06/97					- RLG / - ABS Ring
1.4 i	55	03/91→06/97				24.0218-0716.2 480203	Ø 180,0 x 44,5 / 181
1.6 i	65	03/91→06/97					+ RLG / - ABS Ring
1.8 D	44	06/93→06/97					
1.8 i	74	07/92→06/97	➡	Orga 06749→; + ABS		24.0220-3014.1 480090	Ø 203,0 x 46,5 / 204,5
1.9 D	47	03/91→06/97					- RLG / - ABS Ring
1.9 TD	66	07/92→06/97					
1.6	66	07/94→10/97	➡	→ 06/97; - ABS		24.0218-0016.1 480011	Ø 180,0 x 44,5 / 181
1.8	76	03/91→10/97				24.0218-0716.2 480203	- RLG / - ABS Ring
1.9 DT	65	07/94→10/97					Ø 180,0 x 44,5 / 181
			➡	Orga 06749→; → 06/97; + ABS		24.0220-3014.1 480090	+ RLG / - ABS Ring
1.8 i 16V	81	01/96→06/97	➡			24.0220-3014.1 480090	Ø 203,0 x 46,5 / 204,5
							- RLG / - ABS Ring
1.9 D	50	07/93→06/97	➡	06/94→; - ABS		24.0218-0016.1 480011	Ø 180,0 x 44,5 / 181
						24.0218-0716.2 480203	- RLG / - ABS Ring
							Ø 180,0 x 44,5 / 181
			➡	Orga 06749→; + ABS		24.0220-3014.1 480090	+ RLG / - ABS Ring
							Ø 203,0 x 46,5 / 204,5
							- RLG / - ABS Ring
 Bremsbackensatz							
1.1	44	03/91→06/97	➡	- ABS		03.0137-0197.2 650197	TRW Ø 180 x 32 + HEB
1.4	55	03/91→06/97				03.0137-0261.2 650261	BDX Ø 180 x 32
1.4 i	55	03/91→06/97					
1.6 i	65	03/91→06/97	➡	Orga 06749→; + ABS		03.0137-0312.2 650312	TRW Ø 203 x 38
1.9 D	47	03/91→06/97				03.0520-5720.3 695720	TRW Ø 203 x 39 Ø 20,64
							+ RZ / + Zub TopKit
			➡	→Orga 05718; - ABS		03.0520-1820.3 691820	TRW Ø 180 x 32 Ø 20,64
							+ RZ / + Zub TopKit
			➡	Orga 05719→; - ABS		03.0520-2520.3 692520	TRW Ø 180 x 32 Ø 20,64
						03.0520-2620.3 692620	+ RZ / + Zub TopKit
							BDX Ø 180 x 32 Ø 20,64
							+ RZ / + Zub TopKit
1.6	66	07/94→10/97	➡	→ 06/97; - ABS		03.0137-0197.2 650197	TRW Ø 180 x 32 + HEB
						03.0137-0261.2 650261	BDX Ø 180 x 32
			➡	Orga 06749→; → 06/97; + ABS		03.0137-0312.2 650312	TRW Ø 203 x 38
						03.0520-5720.3 695720	TRW Ø 203 x 39 Ø 20,64
							+ RZ / + Zub TopKit
			➡	→Orga 05718; - ABS		03.0520-1820.3 691820	TRW Ø 180 x 32 Ø 20,64
							+ RZ / + Zub TopKit
			➡	Orga 05719→; → 06/97; - ABS		03.0520-2520.3 692520	TRW Ø 180 x 32 Ø 20,64
						03.0520-2620.3 692620	+ RZ / + Zub TopKit
							BDX Ø 180 x 32 Ø 20,64
							+ RZ / + Zub TopKit
1.8	76	03/91→10/97	➡	→ 06/97; - ABS		03.0137-0197.2 650197	TRW Ø 180 x 32 + HEB
↓							











	kw				! #		
CITROËN - ZX (N2) 03/91→07/99							
Bremsbackensatz							
1.8	76	03/91→10/97	➡	→ 06/97; - ABS		03.0137-0261.2 650261	BDX Ø 180 x 32
			➡	Orga 06749→; → 06/97; + ABS		03.0137-0312.2 650312 03.0520-5720.3 695720	TRW Ø 203 x 38 TRW Ø 203 x 39 Ø 20,64 + RZ / + Zub TopKit
1.8 D 1.8 i	44 74	06/93→06/97 07/92→06/97	➡	- ABS		03.0137-0197.2 650197 03.0137-0261.2 650261	TRW Ø 180 x 32 + HEB BDX Ø 180 x 32
			➡	Orga 06749→; + ABS		03.0137-0312.2 650312 03.0520-5720.3 695720	TRW Ø 203 x 38 TRW Ø 203 x 39 Ø 20,64 + RZ / + Zub TopKit
1.8 i 16V	81	01/96→06/97	➡			03.0137-0312.2 650312 03.0520-5720.3 695720	TRW Ø 203 x 38 TRW Ø 203 x 39 Ø 20,64 + RZ / + Zub TopKit
1.9 D	50	07/93→06/97	➡	06/94→; - ABS		03.0137-0197.2 650197 03.0137-0261.2 650261	TRW Ø 180 x 32 + HEB BDX Ø 180 x 32
			➡	Orga 06749→; + ABS		03.0137-0312.2 650312 03.0520-5720.3 695720	TRW Ø 203 x 38 TRW Ø 203 x 39 Ø 20,64 + RZ / + Zub TopKit
			➡	06/94→; →Orga 05718; - ABS		03.0520-1820.3 691820	TRW Ø 180 x 32 Ø 20,64 + RZ / + Zub TopKit
			➡	Orga 05719→; - ABS		03.0520-2520.3 692520 03.0520-2620.3 692620	TRW Ø 180 x 32 Ø 20,64 + RZ / + Zub TopKit BDX Ø 180 x 32 Ø 20,64 + RZ / + Zub TopKit
1.9 DT	65	07/94→10/97	➡	→ 06/97; - ABS		03.0137-0197.2 650197 03.0137-0261.2 650261 03.0520-2520.3 692520 03.0520-2620.3 692620	TRW Ø 180 x 32 + HEB BDX Ø 180 x 32 TRW Ø 180 x 32 Ø 20,64 + RZ / + Zub TopKit BDX Ø 180 x 32 Ø 20,64 + RZ / + Zub TopKit
			➡	Orga 06749→; → 06/97; + ABS		03.0137-0312.2 650312 03.0520-5720.3 695720	TRW Ø 203 x 38 TRW Ø 203 x 39 Ø 20,64 + RZ / + Zub TopKit
1.9 TD	66	07/92→06/97	➡	- ABS		03.0137-0197.2 650197 03.0137-0261.2 650261 03.0520-2520.3 692520 03.0520-2620.3 692620	TRW Ø 180 x 32 + HEB BDX Ø 180 x 32 TRW Ø 180 x 32 Ø 20,64 + RZ / + Zub TopKit BDX Ø 180 x 32 Ø 20,64 + RZ / + Zub TopKit
			➡	Orga 06749→; + ABS		03.0137-0312.2 650312 03.0520-5720.3 695720	TRW Ø 203 x 38 TRW Ø 203 x 39 Ø 20,64 + RZ / + Zub TopKit
Seilzug, Feststellbremse							
1.1	44	03/91→06/97	➡	☐; →Orga 07330; Scheibenbremse		24.3727-0304.2 580304	L= 1.612
1.4	55	03/91→06/97	➡	☐; →Orga 07330; Scheibenbremse		24.3727-0305.2 580305	L= 1.533
1.4 i	55	03/91→06/97	➡	☐; →Orga 07330; Scheibenbremse		24.3727-0305.2 580305	L= 1.533
1.6 i	65	03/91→06/97	➡	☐; →Orga 07330; Trommelbremse		24.3727-0306.2 580306	L= 1.493
1.8 D	44	06/93→06/97	➡	☐; →Orga 07330; Trommelbremse		24.3727-0307.2 580307	L= 1.585
1.8 i	74	07/92→06/97	➡	☐; →Orga 07330; Trommelbremse		24.3727-0307.2 580307	L= 1.585
1.8 i 16V	81	01/96→06/97	➡	☐; Orga 07331→; Trommelbremse		24.3727-0316.2 580316	L= 1.582
1.9	93	03/91→06/97	➡	☐; Orga 07331→; Trommelbremse		24.3727-0316.2 580316	L= 1.582
1.9 D	47	03/91→06/97	➡	☐; Orga 07331→; Trommelbremse		24.3727-0317.2 580317	L= 1.488
1.9 i	88	03/91→06/97	➡	☐; Orga 07331→; Trommelbremse		24.3727-0317.2 580317	L= 1.488
1.9 TD	66	07/92→06/97	➡	☐; Orga 07331→; Trommelbremse		24.3727-0317.2 580317	L= 1.488
2.0 i	89	07/92→06/97	➡	☐; Orga 07331→; Trommelbremse		24.3727-0317.2 580317	L= 1.488
2.0 i 16V	110	06/94→06/97	➡	☐; Orga 07331→; Trommelbremse		24.3727-0317.2 580317	L= 1.488
2.0 i 16V	120	05/96→06/97	➡	☐; Orga 07331→; Trommelbremse		24.3727-0317.2 580317	L= 1.488
1.6	66	07/94→10/97	➡	☐; →Orga 07330; Scheibenbremse		24.3727-0304.2 580304	L= 1.612
1.8	76	03/91→10/97	➡	☐; →Orga 07330; Scheibenbremse		24.3727-0305.2 580305	L= 1.533
1.9 DT	65	07/94→10/97	➡	☐; →Orga 07330; Scheibenbremse		24.3727-0305.2 580305	L= 1.533
2.0	90	07/94→10/97	➡	☐; →Orga 07330; Trommelbremse		24.3727-0306.2 580306	L= 1.493
			➡	☐; →Orga 07330; Trommelbremse		24.3727-0307.2 580307	L= 1.585
			➡	☐; Orga 07331→; → 06/97; Trommelbremse		24.3727-0316.2 580316	L= 1.582
			➡	☐; Orga 07331→; → 06/97; Trommelbremse		24.3727-0317.2 580317	L= 1.488
1.9 D	50	07/93→06/97	➡	☐; 06/94→; →Orga 07330; Scheibenbremse		24.3727-0304.2 580304	L= 1.612
			➡	☐; 06/94→; →Orga 07330; Scheibenbremse		24.3727-0305.2 580305	L= 1.533
↓							







	kw					! #		
CITROËN - ZX (N2) 03/91→07/99								
 Seilzug, Feststellbremse								
1.9 D	50	07/93→06/97	➡	<input type="checkbox"/> ; 06/94→; →Orga 07330; Trommelbremse			24.3727-0306.2 580306	L= 1.493
			➡	<input type="checkbox"/> ; 06/94→; →Orga 07330; Trommelbremse			24.3727-0307.2 580307	L= 1.585
			➡	<input type="checkbox"/> ; Orga 07331→; Trommelbremse			24.3727-0316.2 580316	L= 1.582
			➡	<input type="checkbox"/> ; Orga 07331→; Trommelbremse			24.3727-0317.2 580317	L= 1.488
2.0	122	09/96→10/97	➡	<input type="checkbox"/> ; Scheibenbremse			24.3727-0304.2 580304	L= 1.612
			➡	<input type="checkbox"/> ; Scheibenbremse			24.3727-0305.2 580305	L= 1.533
			➡	<input type="checkbox"/> ; Trommelbremse			24.3727-0306.2 580306	L= 1.493
			➡	<input type="checkbox"/> ; Trommelbremse			24.3727-0307.2 580307	L= 1.585
			➡	<input type="checkbox"/> ; → 09/96; Orga 07331→; Trommelbremse			24.3727-0316.2 580316	L= 1.582
			➡	<input type="checkbox"/> ; → 09/96; Orga 07331→; Trommelbremse			24.3727-0317.2 580317	L= 1.488
CITROËN - ZX Break (N2) 10/93→07/99								
 Radbremszylinder								
1.4 i	55	10/93→10/97	➡				24.3220-1702.3 020375	BDX Ø 20,64 GG
1.6 i	65	10/93→10/97						
1.8 D	44	10/93→10/97						
1.8 i	74	10/93→10/97						
1.8 i 16V	81	01/96→02/98						
1.9 D	47	10/93→10/97						
1.9 D	50	06/94→10/97						
1.9 TD	66	10/93→10/97						
Zubehörsatz, Bremsbacken								
1.4 i	55	10/93→10/97	➡				03.0137-9228.2 669228	BDX
1.6 i	65	10/93→10/97						
1.8 D	44	10/93→10/97						
1.8 i	74	10/93→10/97						
1.8 i 16V	81	01/96→02/98						
1.9 D	47	10/93→10/97						
1.9 D	50	06/94→10/97						
1.9 TD	66	10/93→10/97						
 Bremstrommel								
1.4 i	55	10/93→10/97	➡				24.0222-8017.1 480071	Ø 229,0 x 50,8 / 230
1.6 i	65	10/93→10/97						
1.8 D	44	10/93→10/97						
1.8 i	74	10/93→10/97						
1.8 i 16V	81	01/96→02/98						
1.9 D	47	10/93→10/97						
1.9 D	50	06/94→10/97						
1.9 TD	66	10/93→10/97						
 Bremsbackensatz								
1.4 i	55	10/93→10/97	➡				03.0137-0370.2 650370	BDX Ø 229 x 42 + HEB
1.6 i	65	10/93→10/97					03.0520-3220.3 693220	BDX Ø 229 x 42 Ø 20,64 + RZ / + Zub TopKit
1.8 D	44	10/93→10/97						
1.8 i	74	10/93→10/97						
1.8 i 16V	81	01/96→02/98						
1.9 D	47	10/93→10/97						
1.9 D	50	06/94→10/97						
1.9 TD	66	10/93→10/97						
 Seilzug, Feststellbremse								
1.4 i	55	10/93→10/97	➡	<input type="checkbox"/> ; →Orga 07330; Scheibenbremse			24.3727-0304.2 580304	L= 1.612
1.6 i	65	10/93→10/97	➡	<input type="checkbox"/> ; →Orga 07330; Scheibenbremse			24.3727-0305.2 580305	L= 1.533
1.8 D	44	10/93→10/97	➡	<input type="checkbox"/> ; →Orga 07330; Scheibenbremse				
1.8 i	74	10/93→10/97	➡	<input type="checkbox"/> ; →Orga 07330; Trommelbremse	1		24.3727-0313.2 580313	L= 1.621 L2= 1.531
1.8 i 16V	81	01/96→02/98	➡	<input type="checkbox"/> ; Orga 07331→; Trommelbremse			24.3727-0320.2 580320	L= 1.610
1.9 D	47	10/93→10/97	➡	<input type="checkbox"/> ; Orga 07331→; Trommelbremse			24.3727-0321.2 580321	L= 1.520
1.9 D	50	06/94→10/97	➡	<input type="checkbox"/> ; Orga 07331→; Trommelbremse				
1.9 TD	66	10/93→10/97	➡	<input type="checkbox"/> ; Orga 07331→; Trommelbremse				
CUPRA - LEON 08/19→								
 Seilzug, Feststellbremse								
2.0 TSI	213	08/19→	➡	<input type="checkbox"/> ; +PR 0N4,0B2; Scheibenbremse	1		24.3727-2709.2 582709	L= 1.463
CUPRA - LEON ST 08/19→								
 Seilzug, Feststellbremse								
2.0 TSI	213	08/19→	➡	<input type="checkbox"/> ; +PR 0N4,0B2; Scheibenbremse	1		24.3727-2709.2 582709	L= 1.463
2.0 TSI 4Drive	221	08/19→	➡	<input type="checkbox"/> ; +PR 0N4,0B2; Scheibenbremse	1			













	kw			 	! #		
DACIA - DOKKER (KE_) 11/12→							
 Radbremszylinder							
1.2 TCe (KEM0, KEAY)	85	11/12→	→			24.3222-1729.3 020526	Ø 22,2 ALU
1.5 dCi (KEAJ, KEAH)	55	11/12→					
1.5 dCi (KEAJ, KEAH)	66	11/12→					
1.6	61	11/12→					
1.6	75	04/15→					
1.6 LPG	61	11/13→					
1.6 LPG	75	04/15→					
1.6 LPG	80	08/18→	→		2	24.3222-1729.3 020526	Ø 22,2 ALU
Zubehörsatz, Bremsbacken							
1.2 TCe (KEM0, KEAY)	85	11/12→	→			03.0137-9228.2 669228	BDX
1.5 dCi (KEAJ, KEAH)	55	11/12→					
1.5 dCi (KEAJ, KEAH)	66	11/12→					
1.6	61	11/12→					
1.6	75	04/15→					
1.6 LPG	61	11/13→					
1.6 LPG	75	04/15→					
1.6 LPG	80	08/18→					
 Bremsbackensatz							
1.2 TCe (KEM0, KEAY)	85	11/12→	→			03.0137-0496.2 650496	BDX Ø 228 x 42 + HEB
1.5 dCi (KEAJ, KEAH)	55	11/12→				03.0520-7222.3 697222	Ø 228 x 42 Ø 22,2 + RZ / + Zub TopKit
1.5 dCi (KEAJ, KEAH)	66	11/12→					
1.6	61	11/12→					
1.6	75	04/15→					
1.6 LPG	61	11/13→					
1.6 LPG	75	04/15→					
1.6 LPG	80	08/18→					
DACIA - DOKKER Express 11/12→							
 Radbremszylinder							
1.2 TCe 115 (FEAY)	85	07/15→	→			24.3222-1729.3 020526	Ø 22,2 ALU
1.2 TCe 115 (FEM0)	84	12/12→					
1.5 dCi	55	12/12→					
1.5 dCi	66	12/12→					
1.6	61	12/12→					
1.6	75	04/15→					
1.6 LPG	61	11/13→					
1.6 LPG	75	04/15→					
Zubehörsatz, Bremsbacken							
1.2 TCe 115 (FEAY)	85	07/15→	→			03.0137-9228.2 669228	BDX
1.2 TCe 115 (FEM0)	84	12/12→					
1.5 dCi	55	12/12→					
1.5 dCi	66	12/12→					
1.6	61	12/12→					
1.6	75	04/15→					
1.6 LPG	61	11/13→					
1.6 LPG	75	04/15→					
 Bremsbackensatz							
1.2 TCe 115 (FEAY)	85	07/15→	→			03.0137-0496.2 650496	BDX Ø 228 x 42 + HEB
1.2 TCe 115 (FEM0)	84	12/12→				03.0520-7222.3 697222	Ø 228 x 42 Ø 22,2 + RZ / + Zub TopKit
1.5 dCi	55	12/12→					
1.5 dCi	66	12/12→					
1.6	61	12/12→					
1.6	75	04/15→					
1.6 LPG	61	11/13→					
1.6 LPG	75	04/15→					
DACIA - DUSTER (HM_) 10/17→							
 Radbremszylinder							
1.2 TCe 125 (HMMA)	92	10/17→	→		2	24.3222-1729.3 020526	Ø 22,2 ALU
1.5 dCi 110 (HMAB)	80	10/17→					
1.5 dCi 90 (HMAA)	66	10/17→					
1.6 S Ce 115 (HMM1)	84	10/17→					
1.6 S Ce 115 LPG (HMM1)	80	10/17→	→		2	24.3219-1761.3 020536	Ø 19,05 ALU
Zubehörsatz, Bremsbacken							
1.2 TCe 125 (HMMA)	92	10/17→	→			03.0137-9228.2 669228	BDX
1.5 dCi 110 (HMAB)	80	10/17→					
1.5 dCi 90 (HMAA)	66	10/17→					
1.6 S Ce 115 (HMM1)	84	10/17→					
1.6 S Ce 115 LPG (HMM1)	80	10/17→					
1.2 TCe 125 4x4 (HMMA) ↓	92	10/17→	→			03.0137-9312.2 669312	












	kw			 	! #				
DACIA - DUSTER (HM_) 10/17→									
Zubehörsatz, Bremsbacken									
1.5 dCi 110 4x4 (HMAB)	80	10/17→	➔			03.0137-9312.2	669312		
1.6 S Ce 115 4x4 (HMM1)	84	10/17→							
 Bremsbackensatz									
1.2 TCe 125 (HMMA)	92	10/17→	➔			03.0137-0496.2	650496	BDX Ø 228 x 42 + HEB	
1.5 dCi 110 (HMAB)	80	10/17→				03.0520-7222.3	697222	Ø 228 x 42 Ø 22,2 + RZ / + Zub TopKit	
1.5 dCi 90 (HMAA)	66	10/17→							
1.6 S Ce 115 (HMM1)	84	10/17→							
1.2 TCe 125 4x4 (HMMA)	92	10/17→	➔			03.0137-0507.2	650507	Ø 228 x 42 + HEB	
1.5 dCi 110 4x4 (HMAB)	80	10/17→							
1.6 S Ce 115 4x4 (HMM1)	84	10/17→							
1.6 S Ce 115 LPG (HMM1)	80	10/17→	➔			03.0137-0496.2	650496	BDX Ø 228 x 42 + HEB	
						03.0520-7919.3	697919	Ø 228 x 42 Ø 19,05 + RZ / + Zub TopKit	
DACIA - DUSTER (HS_) 04/10→01/18									
 Radbremszylinder									
1.2 TCe 125	92	10/13→01/18	➔			24.3219-1761.3	020536	Ø 19,05 ALU	
1.5 dCi	63	04/10→01/18							
1.5 dCi	79	06/10→01/18							
1.6 16V	77	04/10→01/18							
1.6 16V LPG	77	04/11→01/18							
1.6 S Ce 115	84	06/15→01/18							
1.2 TCe 125 4x4	92	06/15→01/18	➔	<input type="checkbox"/>		24.3219-1763.3	020543	Ø 19,05 ALU	
1.5 dCi 4x4	66	10/10→01/18							
1.5 dCi 4x4	80	08/13→01/18	➔	<input type="checkbox"/>		24.3219-1764.3	020544	Ø 19,05 ALU	
1.5 dCi 4x4	81	10/10→01/18							
1.6 16V 4x4	77	06/10→01/18							
1.6 S Ce 115 4x4	84	06/15→01/18							
1.5 dCi	66	10/10→01/18	➔		passend für Felgengröße [Zoll]: 17; Br.trommeldurchm.innen [Zoll]: 9	24.3219-1761.3	020536	Ø 19,05 ALU	
1.5 dCi	80	08/13→01/18	➔		09/13→	24.3219-1761.3	020536	Ø 19,05 ALU	
1.5 dCi	81	08/13→01/18							
1.6 16V Hi-Flex	77	08/10→01/18	➔		04/11→	24.3219-1761.3	020536	Ø 19,05 ALU	
1.6 S Ce 115 LPG	84	06/15→01/18	➔			2	24.3219-1761.3	020536	Ø 19,05 ALU
Zubehörsatz, Bremsbacken									
1.2 TCe 125	92	10/13→01/18	➔			03.0137-9228.2	669228	BDX	
1.5 dCi	63	04/10→01/18							
1.5 dCi	66	10/10→01/18							
1.5 dCi	79	06/10→01/18							
1.6 16V	77	04/10→01/18							
1.6 16V LPG	77	04/11→01/18							
1.6 S Ce 115	84	06/15→01/18							
1.6 S Ce 115 LPG	84	06/15→01/18							
1.2 TCe 125 4x4	92	06/15→01/18	➔			03.0137-9312.2	669312		
1.5 dCi 4x4	66	10/10→01/18							
1.5 dCi 4x4	80	08/13→01/18							
1.5 dCi 4x4	81	10/10→01/18							
1.6 16V 4x4	77	06/10→01/18							
1.6 S Ce 115 4x4	84	06/15→01/18							
1.5 dCi	80	08/13→01/18	➔		09/13→	03.0137-9228.2	669228	BDX	
1.5 dCi	81	08/13→01/18							
1.6 16V Hi-Flex	77	08/10→01/18	➔		04/11→	03.0137-9228.2	669228	BDX	
 Bremsbackensatz									
1.2 TCe 125	92	10/13→01/18	➔			03.0137-0496.2	650496	BDX Ø 228 x 42 + HEB	
1.5 dCi	63	04/10→01/18				03.0520-7919.3	697919	Ø 228 x 42 Ø 19,05 + RZ / + Zub TopKit	
1.5 dCi	66	10/10→01/18							
1.5 dCi	79	06/10→01/18							
1.6 16V	77	04/10→01/18							
1.6 16V LPG	77	04/11→01/18							
1.6 S Ce 115	84	06/15→01/18							
1.6 S Ce 115 LPG	84	06/15→01/18							
1.2 TCe 125 4x4	92	06/15→01/18	➔			03.0137-0507.2	650507	Ø 228 x 42 + HEB	
1.5 dCi 4x4	66	10/10→01/18				03.0520-8019.3	698019	Ø 228 x 42 Ø 19,05 + RZ / + Zub TopKit	
1.5 dCi 4x4	81	10/10→01/18							
1.6 16V 4x4	77	06/10→01/18							
1.6 S Ce 115 4x4	84	06/15→01/18							
1.5 dCi	80	08/13→01/18	➔		09/13→	03.0137-0496.2	650496	BDX Ø 228 x 42 + HEB	
1.5 dCi	81	08/13→01/18				03.0520-7919.3	697919	Ø 228 x 42 Ø 19,05 + RZ / + Zub TopKit	
1.5 dCi 4x4	80	08/13→01/18	➔			03.0137-0507.2	650507	Ø 228 x 42 + HEB	
↓									












	kw			 	! #		
DACIA - DUSTER (HS_) 04/10→01/18							
 Bremsbackensatz							
1.5 dCi 4x4	80	08/13→01/18	➔			03.0520-7919.3 697919 03.0520-8019.3 698019	Ø 228 x 42 Ø 19,05 + RZ / + Zub TopKit Ø 228 x 42 Ø 19,05 + RZ / + Zub TopKit
1.6 16V Hi-Flex	77	08/10→01/18	➔	04/11→		03.0137-0496.2 650496 03.0520-7919.3 697919	BDX Ø 228 x 42 + HEB Ø 228 x 42 Ø 19,05 + RZ / + Zub TopKit
DACIA - DUSTER Kasten 04/11→							
 Radbremsszylinder							
1.2 TCe 125 4x4	92	10/13→	➔			24.3219-1763.3 020543 24.3219-1764.3 020544	Ø 19,05 ALU Ø 19,05 ALU
1.5 dCi	66	04/11→	➔			24.3219-1761.3 020536	Ø 19,05 ALU
1.6 16V Hi-Flex	77	04/11→	➔				
1.6 S Ce 115	84	06/15→	➔				
1.5 dCi	80	04/13→	➔	09/13→		24.3219-1761.3 020536	Ø 19,05 ALU
1.5 dCi 4x4	66	04/11→	➔			24.3219-1763.3 020543	Ø 19,05 ALU
1.6 16V 4x4	77	04/11→	➔			24.3219-1764.3 020544	Ø 19,05 ALU
1.6 S Ce 115 4x4	84	06/15→	➔				
1.5 dCi 4x4	80	04/13→	➔			24.3219-1763.3 020543 24.3219-1764.3 020544	Ø 19,05 ALU Ø 19,05 ALU
Zubehörsatz, Bremsbacken							
1.2 TCe 125 4x4	92	10/13→	➔			03.0137-9312.2 669312	
1.5 dCi 4x4	66	04/11→	➔				
1.5 dCi 4x4	80	04/13→	➔				
1.6 16V 4x4	77	04/11→	➔				
1.6 S Ce 115 4x4	84	06/15→	➔				
1.5 dCi	66	04/11→	➔			03.0137-9228.2 669228	BDX
1.6 16V Hi-Flex	77	04/11→	➔				
1.6 S Ce 115	84	06/15→	➔				
1.5 dCi	80	04/13→	➔	09/13→		03.0137-9228.2 669228	BDX
 Bremsbackensatz							
1.2 TCe 125 4x4	92	10/13→	➔	06/15→		03.0137-0507.2 650507 03.0520-8019.3 698019	Ø 228 x 42 + HEB Ø 228 x 42 Ø 19,05 + RZ / + Zub TopKit
1.5 dCi	66	04/11→	➔			03.0137-0496.2 650496 03.0520-7919.3 697919	BDX Ø 228 x 42 + HEB Ø 228 x 42 Ø 19,05 + RZ / + Zub TopKit
1.6 16V Hi-Flex	77	04/11→	➔				
1.6 S Ce 115	84	06/15→	➔				
1.5 dCi	80	04/13→	➔	09/13→		03.0137-0496.2 650496 03.0520-7919.3 697919	BDX Ø 228 x 42 + HEB Ø 228 x 42 Ø 19,05 + RZ / + Zub TopKit
1.5 dCi 4x4	66	04/11→	➔			03.0137-0507.2 650507 03.0520-8019.3 698019	Ø 228 x 42 + HEB Ø 228 x 42 Ø 19,05 + RZ / + Zub TopKit
1.6 16V 4x4	77	04/11→	➔				
1.6 S Ce 115 4x4	84	06/15→	➔				
1.5 dCi 4x4	80	04/13→	➔	08/13→		03.0137-0507.2 650507 03.0520-7919.3 697919 03.0520-8019.3 698019	Ø 228 x 42 + HEB Ø 228 x 42 Ø 19,05 + RZ / + Zub TopKit Ø 228 x 42 Ø 19,05 + RZ / + Zub TopKit
DACIA - LODGY (JS_) 03/12→							
 Radbremsszylinder							
1.2 TCe (JSAY, JSM0)	85	03/12→	➔			24.3222-1729.3 020526	Ø 22,2 ALU
1.5 dCi	66	03/12→	➔				
1.5 dCi	79	01/13→	➔				
1.5 dCi	80	06/15→	➔				
1.6	61	03/12→	➔				
1.6 LPG	61	11/13→	➔				
1.6 LPG	75	04/15→	➔				
1.6 S Ce 100	75	06/15→	➔				
1.5 Blue dCi 115	85	08/18→	➔		2	24.3222-1729.3 020526	Ø 22,2 ALU
1.5 Blue dCi 95	70	08/18→	➔				
1.6 LPG	80	08/18→	➔				
Zubehörsatz, Bremsbacken							
1.2 TCe (JSAY, JSM0)	85	03/12→	➔			03.0137-9228.2 669228	BDX
1.5 Blue dCi 115	85	08/18→	➔				
1.5 Blue dCi 95	70	08/18→	➔				
1.5 dCi	66	03/12→	➔				











	kw			 	! #		
DACIA - LODGY (JS_) 03/12→							
Zubehörsatz, Bremsbacken							
1.5 dCi	79	01/13→	➔			03.0137-9228.2 669228	BDX
1.5 dCi	80	06/15→					
1.6	61	03/12→					
1.6 LPG	61	11/13→					
1.6 LPG	75	04/15→					
1.6 LPG	80	08/18→					
1.6 SCe 100	75	06/15→					
 Bremsbackensatz							
1.2 TCe (JSAY, JSM0)	85	03/12→	➔			03.0137-0496.2 650496	BDX Ø 228 x 42 + HEB
1.5 Blue dCi 115	85	08/18→					
1.5 Blue dCi 95	70	08/18→				03.0520-7222.3 697222	Ø 228 x 42 Ø 22,2 + RZ / + Zub TopKit
1.5 dCi	66	03/12→					
1.5 dCi	79	01/13→					
1.5 dCi	80	06/15→					
1.6	61	03/12→					
1.6 LPG	61	11/13→					
1.6 LPG	75	04/15→					
1.6 LPG	80	08/18→					
1.6 SCe 100	75	06/15→					
DACIA - LOGAN (LS_) 08/04→							
 Radbremszylinder							
1.2 16V	55	02/06→	➔	+ ABS; → 04/13		24.3217-1710.3 020420	TRW Ø 17,78 GG
1.2 16V LPG	55	02/06→				24.3217-1711.3 020449	BOS Ø 17,46 ALU
1.4 (LSOA, LSOC, LSOE, LSOG)	55	09/04→	➔	- ABS; → 04/13		24.3219-1722.3 020426	BDX Ø 19,05 GG
1.4 MPI LPG (LS0C)	55	02/06→					
1.5 dCi (LS04)	65	05/10→					
1.5 dCi (LS0J, LS0Y)	48	09/05→					
1.5 dCi (LS0K)	50	01/06→					
1.5 dCi (LS0W)	63	09/07→					
1.6 16V (LS09, LS0L, LS0M, LS0P, LS0V, LS18, LS1S, LS1V,...)	77	02/06→					
1.6 MPI 85	62	05/10→					
1.5 dCi (LS04)	55	05/10→	➔	+ ABS; → 04/13		24.3217-1711.3 020449	BOS Ø 17,46 ALU
			➔	- ABS; → 04/13		24.3219-1722.3 020426	BDX Ø 19,05 GG
1.6 (LSOB, LSOD, LSOF, LSOH)	64	09/04→	➔	+ ABS		24.3217-1710.3 020420	TRW Ø 17,78 GG
			➔	- ABS		24.3217-1711.3 020449	BOS Ø 17,46 ALU
			➔			24.3219-1722.3 020426	BDX Ø 19,05 GG
1.6 16V Flexifuel	77	07/10→	➔	01/11→; + ABS; → 04/13		24.3217-1711.3 020449	BOS Ø 17,46 ALU
			➔	01/11→; - ABS; → 04/13		24.3219-1722.3 020426	BDX Ø 19,05 GG
1.6 Bifuel	62	05/10→	➔	+ ABS; → 04/13		24.3217-1710.3 020420	TRW Ø 17,78 GG
			➔	- ABS; → 04/13		24.3219-1722.3 020426	BDX Ø 19,05 GG
Zubehörsatz, Bremsbacken							
1.2 16V	55	02/06→	➔	→ 04/13		03.0137-9088.2 669088	BDX
1.2 16V LPG	55	02/06→					
1.4 (LSOA, LSOC, LSOE, LSOG)	55	09/04→				03.0137-9274.2 669274	
1.4 MPI LPG (LS0C)	55	02/06→					
1.5 dCi (LS04)	55	05/10→					
1.5 dCi (LS04)	65	05/10→					
1.5 dCi (LS0J, LS0Y)	48	09/05→					
1.5 dCi (LS0K)	50	01/06→					
1.5 dCi (LS0W)	63	09/07→					
1.6 MPI 85	62	05/10→					
1.6 (LSOB, LSOD, LSOF, LSOH)	64	09/04→	➔	12/08→		03.0137-9088.2 669088	BDX
			➔			03.0137-9274.2 669274	
1.6 16V (LS09, LS0L, LS0M, LS0P, LS0V, LS18, LS1S, LS1V,...)	77	02/06→	➔	12/08→ 04/13		03.0137-9088.2 669088	BDX
			➔	→ 04/13		03.0137-9274.2 669274	
1.6 16V Flexifuel	77	07/10→	➔	01/11→ 04/13		03.0137-9088.2 669088	BDX
						03.0137-9274.2 669274	
1.6 Bifuel	62	05/10→	➔	→ 04/13		03.0137-9088.2 669088	BDX
 Bremstrommel							
1.4 MPI LPG (LS0C)	55	02/06→	➔	→ 04/13		24.0218-0032.1 480118	Ø 180,0 x 53,5 / 181 - RLG
1.5 dCi (LS04)	65	05/10→					
1.5 dCi (LS0J, LS0Y)	48	09/05→	➔	→ 04/13; - ABS		24.0218-0732.2 480207	Ø 180,0 x 53,5 / 181 + RLG
1.5 dCi (LS0K)	50	01/06→				24.0220-3037.1 480308	Ø 203,0 x 48 / 204,5 - RLG / - ABS Ring
1.5 dCi (LS0W)	63	09/07→					
↓							















	kw				! #		
DACIA - LOGAN (LS_) 08/04→							
Bremstrommel							
1.6 16V (LS09, LS0L, LS0M, LS0P, LS0V, LS18, LS1S, LS1V,...)	77	02/06→	➡	→ 04/13		24.0218-0032.1 480118	Ø 180,0 x 53,5 / 181 - RLG
			➡	→ 04/13; - ABS		24.0218-0732.2 480207	Ø 180,0 x 53,5 / 181 + RLG
1.6 Bifuel	62	05/10→				24.0220-3037.1 480308	Ø 203,0 x 48 / 204,5
1.6 MPI 85	62	05/10→					- RLG / - ABS Ring
1.6 (LS0B, LS0D, LS0F, LS0H)	64	09/04→	➡			24.0218-0032.1 480118	Ø 180,0 x 53,5 / 181 - RLG
			➡	- ABS		24.0218-0732.2 480207	Ø 180,0 x 53,5 / 181 + RLG
						24.0220-3037.1 480308	Ø 203,0 x 48 / 204,5
							- RLG / - ABS Ring
Bremsbackensatz							
1.2 16V	55	02/06→	➡	→ 04/13		03.0137-0358.2 650358	BDX Ø 180 x 42 + HEB
1.2 16V LPG	55	02/06→				03.0137-0532.2 650532	BOS Ø 203 x 39 + HEB
1.4 (LS0A, LS0C, LS0E, LS0G)	55	09/04→	➡	+ ABS; → 04/13		03.0520-3517.3 693517	TRW Ø 203 x 39 Ø 17,78
1.4 MPI LPG (LS0C)	55	02/06→					+ RZ / + Zub TopKit
1.5 dCi (LS04)	65	05/10→				03.0520-5017.3 695017	Ø 203 x 39 Ø 17,46 + RZ / + Zub
1.5 dCi (LS0J, LS0Y)	48	09/05→					TopKit
1.5 dCi (LS0K)	50	01/06→	➡	- ABS; → 04/13		03.0520-4719.3 694719	BDX Ø 180 x 42 Ø 19,05
1.5 dCi (LS0W)	63	09/07→					+ RZ / + Zub TopKit
1.6 MPI 85	62	05/10→					
1.5 dCi (LS04)	55	05/10→	➡	→ 04/13		03.0137-0358.2 650358	BDX Ø 180 x 42 + HEB
			➡	- ABS; → 04/13		03.0137-0532.2 650532	BOS Ø 203 x 39 + HEB
			➡	+ ABS; → 04/13		03.0520-4719.3 694719	BDX Ø 180 x 42 Ø 19,05
						03.0520-5017.3 695017	+ RZ / + Zub TopKit
1.6 (LS0B, LS0D, LS0F, LS0H)	64	09/04→	➡	12/08→		03.0137-0358.2 650358	BDX Ø 180 x 42 + HEB
			➡			03.0137-0532.2 650532	BOS Ø 203 x 39 + HEB
			➡	+ ABS		03.0520-3517.3 693517	TRW Ø 203 x 39 Ø 17,78
						03.0520-5017.3 695017	Ø 203 x 39 Ø 17,46 + RZ / + Zub
			➡	- ABS		03.0520-4719.3 694719	BDX Ø 180 x 42 Ø 19,05
							+ RZ / + Zub TopKit
1.6 16V (LS09, LS0L, LS0M, LS0P, LS0V, LS18, LS1S, LS1V,...)	77	02/06→	➡	12/08→ 04/13		03.0137-0358.2 650358	BDX Ø 180 x 42 + HEB
			➡	→ 04/13		03.0137-0532.2 650532	BOS Ø 203 x 39 + HEB
			➡	+ ABS; → 04/13		03.0520-3517.3 693517	TRW Ø 203 x 39 Ø 17,78
						03.0520-5017.3 695017	Ø 203 x 39 Ø 17,46 + RZ / + Zub
			➡	- ABS; → 04/13		03.0520-4719.3 694719	BDX Ø 180 x 42 Ø 19,05
							+ RZ / + Zub TopKit
1.6 16V Flexifuel	77	07/10→	➡	01/11→ 04/13		03.0137-0358.2 650358	BDX Ø 180 x 42 + HEB
						03.0137-0532.2 650532	BOS Ø 203 x 39 + HEB
			➡	01/11→; - ABS; → 04/13		03.0520-4719.3 694719	BDX Ø 180 x 42 Ø 19,05
							+ RZ / + Zub TopKit
			➡	01/11→; + ABS; → 04/13		03.0520-5017.3 695017	Ø 203 x 39 Ø 17,46 + RZ / + Zub
							TopKit
1.6 Bifuel	62	05/10→	➡	→ 04/13		03.0137-0358.2 650358	BDX Ø 180 x 42 + HEB
			➡	+ ABS; → 04/13		03.0520-3517.3 693517	TRW Ø 203 x 39 Ø 17,78
			➡	- ABS; → 04/13		03.0520-4719.3 694719	BDX Ø 180 x 42 Ø 19,05
							+ RZ / + Zub TopKit
Seilzug, Feststellbremse							
1.2 16V	55	02/06→	➡	⬇; + ABS; → 04/13; Trommelbremse	2	24.3727-1073.2 581073	L= 1.680
1.2 16V LPG	55	02/06→					
1.4 (LS0A, LS0C, LS0E, LS0G)	55	09/04→					
1.4 MPI LPG (LS0C)	55	02/06→					
1.5 dCi (LS04)	55	05/10→					
1.5 dCi (LS04)	65	05/10→					
1.5 dCi (LS0J, LS0Y)	48	09/05→					
1.5 dCi (LS0K)	50	01/06→					
1.5 dCi (LS0W)	63	09/07→					
1.6 16V (LS09, LS0L, LS0M, LS0P, LS0V, LS18, LS1S, LS1V,...)	77	02/06→					
1.6 Bifuel	62	05/10→					
1.6 MPI 85	62	05/10→					
↓							

















	kw			 	! #		
DACIA - LOGAN (LS_) 08/04→							
 Seilzug, Feststellbremse							
1.6 (LSOB, LSOD, LSOF, LSOH)	64	09/04→	➡	⬇; + ABS; Trommelbremse	2	24.3727-1073.2 581073	L= 1.680
1.6 16V Flexifuel	77	07/10→	➡	⬇; 01/11→; + ABS; → 04/13; Trommelbremse	2	24.3727-1073.2 581073	L= 1.680
DACIA - LOGAN II 10/12→							
 Radbremszylinder							
1.0 SCe 75	54	01/17→	➡		2	24.3217-1711.3 020449	BOS Ø 17,46 ALU
1.2	54	05/15→	➡			24.3217-1711.3 020449 24.3219-1761.3 020536	BOS Ø 17,46 ALU Ø 19,05 ALU
1.2	55	10/12→	➡	11/12→		24.3217-1711.3 020449 24.3219-1761.3 020536	BOS Ø 17,46 ALU Ø 19,05 ALU
1.2 LPG	55	10/12→	➡			24.3219-1761.3 020536	Ø 19,05 ALU
1.5 dCi	55	10/12→	➡	11/12→		24.3217-1711.3 020449	BOS Ø 17,46 ALU
1.5 dCi	66	10/12→					
TCe 90	66	10/12→					
Zubehörsatz, Bremsbacken							
1.0 SCe 75	54	01/17→	➡			03.0137-9274.2 669274	
1.2	54	05/15→	➡				
1.2 LPG	55	10/12→	➡				
1.2	55	10/12→	➡	11/12→		03.0137-9274.2 669274	
1.5 dCi	55	10/12→					
1.5 dCi	66	10/12→					
TCe 90	66	10/12→					
 Bremsbackensatz							
1.0 SCe 75	54	01/17→	➡			03.0137-0532.2 650532	BOS Ø 203 x 39 + HEB
1.2	54	05/15→	➡			03.0137-0532.2 650532 03.0520-5017.3 695017	BOS Ø 203 x 39 + HEB Ø 203 x 39 Ø 17,46 + RZ / + Zub TopKit
			➡	+ ABS		03.0520-7919.3 697919	Ø 228 x 42 Ø 19,05 + RZ / + Zub TopKit
1.2	55	10/12→	➡	11/12→		03.0137-0532.2 650532	BOS Ø 203 x 39 + HEB
1.5 dCi	55	10/12→				03.0520-5017.3 695017	Ø 203 x 39 Ø 17,46 + RZ / + Zub TopKit
1.5 dCi	66	10/12→					
TCe 90	66	10/12→	➡	11/12→; + ABS		03.0520-7919.3 697919	Ø 228 x 42 Ø 19,05 + RZ / + Zub TopKit
1.2 LPG	55	10/12→	➡			03.0137-0532.2 650532 03.0520-5017.3 695017	BOS Ø 203 x 39 + HEB Ø 203 x 39 Ø 17,46 + RZ / + Zub TopKit
 Seilzug, Feststellbremse							
1.0 SCe 75	54	01/17→	➡	⬇; Trommelbremse	2	24.3727-1073.2 581073	L= 1.680
1.2	54	05/15→	➡				
1.2	55	10/12→	➡	⬇; 11/12→; Trommelbremse	2	24.3727-1073.2 581073	L= 1.680
1.5 dCi	55	10/12→					
1.5 dCi	66	10/12→					
TCe 90	66	10/12→					
DACIA - LOGAN EXPRESS (FS_) 03/09→							
 Radbremszylinder							
1.4	55	03/09→	➡	- ABS; → 06/13		24.3219-1761.3 020536	Ø 19,05 ALU
1.5 dCi (FS0K)	50	03/09→	➡	+ ABS; → 06/13		24.3222-1729.3 020526	Ø 22,2 ALU
1.5 dCi	55	05/10→	➡	→ 06/13		24.3222-1729.3 020526	Ø 22,2 ALU
1.5 dCi	65	05/10→					
1.5 dCi (FS0W)	63	03/09→					
1.6	64	03/09→					
1.6 MPI 85	62	05/10→					
Zubehörsatz, Bremsbacken							
1.4	55	03/09→	➡	→ 06/13		03.0137-9228.2 669228	BDX
1.5 dCi	55	05/10→					
1.5 dCi	65	05/10→					
1.5 dCi (FS0K)	50	03/09→					
1.5 dCi (FS0W)	63	03/09→					
1.6	64	03/09→					
1.6 MPI 85	62	05/10→					
↓							














	kW				! #							
DACIA - LOGAN EXPRESS (FS_) 03/09→												
 Bremsbackensatz												
1.4	55	03/09→	➡	→ 06/13		03.0137-0496.2 650496	BDX Ø 228 x 42 + HEB					
1.5 dCi	55	05/10→	➡	→ 06/13; + ABS		03.0520-7222.3 697222	Ø 228 x 42 Ø 22,2 + RZ / + Zub TopKit					
1.5 dCi	65	05/10→										
1.5 dCi (FS0K)	50	03/09→										
1.5 dCi (FS0W)	63	03/09→										
1.6	64	03/09→										
1.6 MPI 85	62	05/10→				03.0520-7919.3 697919	Ø 228 x 42 Ø 19,05 + RZ / + Zub TopKit					
 Seilzug, Feststellbremse												
1.4	55	03/09→	➡	⬇; → 06/13; Trommelbremse	2	24.3727-1074.2 581074	L= 1.993					
1.5 dCi	55	05/10→	➡									
1.5 dCi	65	05/10→										
1.5 dCi (FS0K)	50	03/09→										
1.5 dCi (FS0W)	63	03/09→										
1.6 MPI 85	62	05/10→										
1.6	64	03/09→	➡	⬇; → 06/13; Trommelbremse	2	24.3727-1073.2 581073	L= 1.680					
DACIA - LOGAN MCV (KS_) 02/07→												
 Radbremsszylinder												
1.4	55	02/07→	➡	→ 04/13; - ABS		24.3219-1761.3 020536	Ø 19,05 ALU					
1.5 dCi (KS04)	55	05/10→	➡	→ 04/13; + ABS		24.3222-1729.3 020526	Ø 22,2 ALU					
1.5 dCi (KS04)	65	05/10→										
1.5 dCi (KS0K)	50	02/07→	➡									
1.5 dCi (KS0W)	63	09/07→										
1.6	64	02/07→										
1.6 16V (KS0L, KS0M, KS0P, KS1S)	77	02/07→										
1.6 16V Hi-Flex	77	11/09→										
1.6 Bifuel	62	05/10→										
1.6 Bifuel	64	11/08→										
1.6 MPI 85	62	05/10→										
Zubehörsatz, Bremsbacken												
1.4	55	02/07→	➡	→ 04/13		03.0137-9228.2 669228	BDX					
1.5 dCi (KS04)	55	05/10→	➡									
1.5 dCi (KS04)	65	05/10→										
1.5 dCi (KS0K)	50	02/07→										
1.5 dCi (KS0W)	63	09/07→										
1.6	64	02/07→										
1.6 16V (KS0L, KS0M, KS0P, KS1S)	77	02/07→										
1.6 16V Hi-Flex	77	11/09→										
1.6 Bifuel	62	05/10→										
1.6 Bifuel	64	11/08→										
 Bremsbackensatz												
1.4	55	02/07→	➡	→ 04/13		03.0137-0496.2 650496	BDX Ø 228 x 42 + HEB					
1.5 dCi (KS04)	55	05/10→	➡	+ ABS; → 04/13		03.0520-7222.3 697222	Ø 228 x 42 Ø 22,2 + RZ / + Zub TopKit					
1.5 dCi (KS04)	65	05/10→										
1.5 dCi (KS0W)	63	09/07→	➡			03.0520-7919.3 697919	Ø 228 x 42 Ø 19,05 + RZ / + Zub TopKit					
1.6	64	02/07→										
1.6 16V (KS0L, KS0M, KS0P, KS1S)	77	02/07→										
1.6 16V Hi-Flex	77	11/09→										
1.6 Bifuel	64	11/08→										
1.5 dCi (KS0K)	50	02/07→										
1.6 Bifuel	62	05/10→						➡	→ 04/13		03.0137-0496.2 650496	BDX Ø 228 x 42 + HEB
								➡	+ ABS; → 04/13		03.0520-7222.3 697222	Ø 228 x 42 Ø 22,2 + RZ / + Zub TopKit
			➡	- ABS; → 04/13		03.0520-7919.3 697919	Ø 228 x 42 Ø 19,05 + RZ / + Zub TopKit					
1.6 MPI 85	62	05/10→	➡	→ 04/13		03.0137-0532.2 650532	BOS Ø 203 x 39 + HEB					
			➡	+ ABS		03.0520-7222.3 697222	Ø 228 x 42 Ø 22,2 + RZ / + Zub TopKit					
						03.0520-7919.3 697919	Ø 228 x 42 Ø 19,05 + RZ / + Zub TopKit					
 Seilzug, Feststellbremse												
1.4	55	02/07→	➡	⬇; → 04/13; Trommelbremse	2	24.3727-1074.2 581074	L= 1.993					
1.5 dCi (KS04)	55	05/10→	➡									
1.5 dCi (KS04)	65	05/10→										
1.5 dCi (KS0K)	50	02/07→										


















	kw				! #		
DACIA - LOGAN MCV (KS_) 02/07→							
 Seilzug, Feststellbremse							
1.5 dCi (KS0W)	63	09/07→	→	↓; → 04/13; Trommelbremse	2	24.3727-1074.2 581074	L= 1.993
1.6 Bifuel	62	05/10→					
1.6 Bifuel	64	11/08→					
1.6 MPI 85	62	05/10→					
1.6	64	02/07→	→	↓; → 04/13; Trommelbremse	2	24.3727-1073.2 581073	L= 1.680
1.6 16V (KS0L, KS0M, KS0P, KS1S)	77	02/07→					
1.6 16V Hi-Flex	77	11/09→					
DACIA - LOGAN MCV II 02/13→							
 Radbremszylinder							
1.0 SCe 75	54	12/16→	→			24.3219-1761.3 020536	Ø 19,05 ALU
1.2	54	05/15→					
1.2	55	02/13→					
1.2 LPG	55	02/13→					
1.5 dCi	55	02/13→					
1.5 dCi	66	02/13→					
TCe 90	66	02/13→					
TCe 90 LPG	66	09/15→					
Zubehörsatz, Bremsbacken							
1.0 SCe 75	54	12/16→	→			03.0137-9228.2 669228	BDX
TCe 90 LPG	66	09/15→					
1.2	54	05/15→	→			03.0137-9228.2 669228	BDX
1.2	55	02/13→					
1.2 LPG	55	02/13→				03.0137-9274.2 669274	
1.5 dCi	55	02/13→					
1.5 dCi	66	02/13→					
TCe 90	66	02/13→					
 Bremsbackensatz							
1.0 SCe 75	54	12/16→	→			03.0137-0496.2 650496	BDX Ø 228 x 42 + HEB
TCe 90 LPG	66	09/15→				03.0520-5017.3 695017	Ø 203 x 39 Ø 17,46 + RZ / + Zub TopKit
			→	+ ABS		03.0520-7919.3 697919	Ø 228 x 42 Ø 19,05 + RZ / + Zub TopKit
1.2	54	05/15→	→			03.0137-0496.2 650496	BDX Ø 228 x 42 + HEB
1.2	55	02/13→				03.0137-0532.2 650532	BOS Ø 203 x 39 + HEB
1.2 LPG	55	02/13→				03.0520-5017.3 695017	Ø 203 x 39 Ø 17,46 + RZ / + Zub TopKit
1.5 dCi	55	02/13→					
1.5 dCi	66	02/13→					
TCe 90	66	02/13→	→	+ ABS		03.0520-7919.3 697919	Ø 228 x 42 Ø 19,05 + RZ / + Zub TopKit
DACIA - LOGAN Pick-up (US_) 03/08→							
 Radbremszylinder							
1.4	55	01/09→	→	→ 06/13		24.3222-1729.3 020526	Ø 22,2 ALU
1.5 dCi	55	05/10→					
1.5 dCi	65	05/10→					
1.5 dCi (US0K)	50	03/08→					
1.5 dCi (US0W)	63	03/08→					
1.6	64	03/08→					
1.6 Bifuel	62	05/10→					
1.6 MPI 85	62	05/10→					
Zubehörsatz, Bremsbacken							
1.4	55	01/09→	→	→ 06/13		03.0137-9228.2 669228	BDX
1.5 dCi	55	05/10→					
1.5 dCi	65	05/10→					
1.5 dCi (US0K)	50	03/08→					
1.5 dCi (US0W)	63	03/08→					
1.6	64	03/08→					
1.6 Bifuel	62	05/10→					
1.6 MPI 85	62	05/10→					
 Bremsbackensatz							
1.4	55	01/09→	→	→ 06/13		03.0137-0496.2 650496	BDX Ø 228 x 42 + HEB
1.5 dCi	55	05/10→				03.0520-7222.3 697222	Ø 228 x 42 Ø 22,2 + RZ / + Zub TopKit
1.5 dCi	65	05/10→					
1.5 dCi (US0K)	50	03/08→					
1.5 dCi (US0W)	63	03/08→					
1.6	64	03/08→					
1.6 Bifuel	62	05/10→					
1.6 MPI 85	62	05/10→					
↓							

















	kw			 	! #		
DACIA - LOGAN Pick-up (US_) 03/08→							
 Seilzug, Feststellbremse							
1.4	55	01/09→	➔	↓; → 06/13; Trommelbremse	2	24.3727-1074.2 581074	L= 1.993
1.5 dCi	55	05/10→					
1.5 dCi	65	05/10→					
1.5 dCi (US0K)	50	03/08→					
1.5 dCi (US0W)	63	03/08→					
1.6	64	03/08→					
1.6 Bifuel	62	05/10→					
1.6 MPI 85	62	05/10→					
DACIA - SANDERO 06/08→							
 Radbremszylinder							
1.2 16V	55	11/08→	➔	→ 02/13;		24.3217-1710.3 020420	TRW Ø 17,78 GG
1.2 16V LPG	55	11/08→		Br.trommeldurchm.innen [Zoll]: 8		24.3217-1711.3 020449	BOS Ø 17,46 ALU
1.4	55	06/08→					
1.4 MPI LPG	53	01/09→	➔	→ 02/13;		24.3219-1722.3 020426	BDX Ø 19,05 GG
1.5 dCi	50	11/08→		Br.trommeldurchm.innen [Zoll]: 7			
1.5 dCi	55	05/10→					
1.5 dCi	65	05/10→					
1.6	64	06/08→					
1.6 MPI 85	62	05/10→					
1.5 dCi	63	11/08→	➔	→ 02/13;		24.3217-1710.3 020420	TRW Ø 17,78 GG
				Br.trommeldurchm.innen [Zoll]: 8		24.3217-1711.3 020449	BOS Ø 17,46 ALU
			➔	→ 02/13;		24.3219-1722.3 020426	BDX Ø 19,05 GG
			➔	→ 02/13;		24.3222-1729.3 020526	Ø 22,2 ALU
				Br.trommeldurchm.innen [Zoll]: 9			
1.6 16V	77	07/11→	➔	→ 02/13;		24.3217-1710.3 020420	TRW Ø 17,78 GG
1.6 16V Bifuel	77	01/11→		Br.trommeldurchm.innen [Zoll]: 8		24.3217-1711.3 020449	BOS Ø 17,46 ALU
1.6 LPG	62	05/10→10/12	➔	Br.trommeldurchm.innen [Zoll]: 8		24.3217-1711.3 020449	BOS Ø 17,46 ALU
Zubehörsatz, Bremsbacken							
1.2 16V	55	11/08→	➔	→ 02/13		03.0137-9088.2 669088	BDX
1.2 16V LPG	55	11/08→				03.0137-9158.2 669158	TRW
1.4	55	06/08→					
1.4 MPI LPG	53	01/09→				03.0137-9274.2 669274	
1.5 dCi	50	11/08→					
1.5 dCi	55	05/10→					
1.5 dCi	65	05/10→					
1.6	64	06/08→					
1.6 MPI 85	62	05/10→					
1.5 dCi	63	11/08→	➔	→ 02/13		03.0137-9088.2 669088	BDX
						03.0137-9228.2 669228	BDX
1.6 16V	77	07/11→	➔	→ 02/13		03.0137-9158.2 669158	TRW
1.6 16V Bifuel	77	01/11→				03.0137-9274.2 669274	
1.6 LPG	62	05/10→10/12	➔			03.0137-9088.2 669088	BDX
						03.0137-9274.2 669274	
 Bremsbackensatz							
1.2 16V	55	11/08→	➔	→ 02/13;		03.0137-0312.2 650312	TRW Ø 203 x 38
1.2 16V LPG	55	11/08→		Br.trommeldurchm.innen [Zoll]: 8		03.0520-3517.3 693517	TRW Ø 203 x 39 Ø 17,78 + RZ / + Zub TopKit
1.4	55	06/08→					
1.4 MPI LPG	53	01/09→					
1.5 dCi	50	11/08→	➔	→ 02/13;		03.0137-0358.2 650358	BDX Ø 180 x 42 + HEB
1.5 dCi	55	05/10→		Br.trommeldurchm.innen [Zoll]: 7		03.0520-4719.3 694719	BDX Ø 180 x 42 Ø 19,05 + RZ / + Zub TopKit
1.5 dCi	65	05/10→					
1.6	64	06/08→					
1.6 MPI 85	62	05/10→	➔	→ 02/13		03.0137-0532.2 650532	BOS Ø 203 x 39 + HEB
						03.0520-5017.3 695017	Ø 203 x 39 Ø 17,46 + RZ / + Zub TopKit
1.5 dCi	63	11/08→	➔	→ 02/13;		03.0137-0358.2 650358	BDX Ø 180 x 42 + HEB
				Br.trommeldurchm.innen [Zoll]: 7		03.0520-4719.3 694719	BDX Ø 180 x 42 Ø 19,05 + RZ / + Zub TopKit
			➔	→ 02/13;		03.0137-0496.2 650496	BDX Ø 228 x 42 + HEB
				Br.trommeldurchm.innen [Zoll]: 9		03.0520-7222.3 697222	Ø 228 x 42 Ø 22,2 + RZ / + Zub TopKit
			➔	→ 02/13;		03.0520-3517.3 693517	TRW Ø 203 x 39 Ø 17,78 + RZ / + Zub TopKit
				Br.trommeldurchm.innen [Zoll]: 8			
			➔	→ 02/13		03.0520-5017.3 695017	Ø 203 x 39 Ø 17,46 + RZ / + Zub TopKit
1.6 16V	77	07/11→	➔	→ 02/13;		03.0137-0312.2 650312	TRW Ø 203 x 38
1.6 16V Bifuel	77	01/11→		Br.trommeldurchm.innen [Zoll]: 8		03.0520-3517.3 693517	TRW Ø 203 x 39 Ø 17,78 + RZ / + Zub TopKit
			➔	→ 02/13		03.0137-0532.2 650532	BOS Ø 203 x 39 + HEB


















	kw			 	! #		
DACIA - SANDERO 06/08→							
 Bremsbackensatz							
1.6 16V 1.6 16V Bifuel	77 77	07/11→ 01/11→	→	→ 02/13		03.0520-5017.3 695017	Ø 203 x 39 Ø 17,46 + RZ / + Zub TopKit
1.6 LPG	62	05/10→10/12	→	Br.trommeldurchm.innen [Zoll]: 7		03.0137-0358.2 650358	BDX Ø 180 x 42 + HEB
			→			03.0137-0532.2 650532	BOS Ø 203 x 39 + HEB
 Seilzug, Feststellbremse							
1.5 dCi	63	11/08→	→	↓; → 02/13; Trommelbremse	2	24.3727-1074.2 581074	L= 1.993
DACIA - SANDERO II 10/12→							
 Radbremszylinder							
1.0 SCe 75 1.2 TCe 90 LPG	54 54 66	12/16→ 05/15→ 09/15→	→			24.3217-1711.3 020449 24.3219-1761.3 020536	BOS Ø 17,46 ALU Ø 19,05 ALU
1.2 1.2 LPG 1.5 dCi 1.5 dCi TCe 90	55 55 55 66 66	10/12→ 10/12→ 10/12→ 10/12→ 10/12→	→	11/12→		24.3217-1711.3 020449 24.3219-1761.3 020536	BOS Ø 17,46 ALU Ø 19,05 ALU
Zubehörsatz, Bremsbacken							
1.0 SCe 75 1.2 TCe 90 LPG	54 54 66	12/16→ 05/15→ 09/15→	→			03.0137-9228.2 669228 03.0137-9274.2 669274	BDX BDX
1.2 1.2 LPG 1.5 dCi 1.5 dCi TCe 90	55 55 55 66 66	10/12→ 10/12→ 10/12→ 10/12→ 10/12→	→	11/12→		03.0137-9228.2 669228 03.0137-9274.2 669274	BDX BDX
 Bremsbackensatz							
1.0 SCe 75 1.2 TCe 90 LPG	54 54 66	12/16→ 05/15→ 09/15→	→			03.0137-0496.2 650496 03.0137-0532.2 650532 03.0520-5017.3 695017	BDX Ø 228 x 42 + HEB BOS Ø 203 x 39 + HEB Ø 203 x 39 Ø 17,46 + RZ / + Zub TopKit
						03.0520-7919.3 697919	Ø 228 x 42 Ø 19,05 + RZ / + Zub TopKit
1.2 1.2 LPG 1.5 dCi 1.5 dCi TCe 90	55 55 55 66 66	10/12→ 10/12→ 10/12→ 10/12→ 10/12→	→	11/12→		03.0137-0496.2 650496 03.0137-0532.2 650532 03.0520-5017.3 695017	BDX Ø 228 x 42 + HEB BOS Ø 203 x 39 + HEB Ø 203 x 39 Ø 17,46 + RZ / + Zub TopKit
						03.0520-7919.3 697919	Ø 228 x 42 Ø 19,05 + RZ / + Zub TopKit
 Seilzug, Feststellbremse							
1.0 SCe 75 1.2 TCe 90 LPG	54 54 66	12/16→ 05/15→ 09/15→	→	↓; Trommelbremse	2	24.3727-1094.2 581094	L= 1.657
1.2 1.2 LPG 1.5 dCi 1.5 dCi TCe 90	55 55 55 66 66	10/12→ 10/12→ 10/12→ 10/12→ 10/12→	→	↓; 11/12→; Trommelbremse	2	24.3727-1094.2 581094	L= 1.657
DAEWOO - ESPERO (KLEJ) 10/91→09/99							
 Radbremszylinder							
1.5 16V 1.8 2.0	66 70 77	02/95→06/99 02/95→06/99 02/95→06/99	→			24.3219-1767.3 020552	Ø 19,05 GG
1.8	66	02/95→09/99	→	→ 06/99		24.3219-1767.3 020552	Ø 19,05 GG
Zubehörsatz, Bremsbacken							
1.5 16V 1.8 2.0	66 70 77	02/95→06/99 02/95→06/99 02/95→06/99	→			03.0137-9167.2 669167	
1.8	66	02/95→09/99	→	→ 06/99		03.0137-9167.2 669167	
 Bremstrommel							
1.5 16V 1.8 2.0	66 70 77	02/95→06/99 02/95→06/99 02/95→06/99	→			24.0220-0001.2 480013	Ø 200,0 x 53,5 / 201,3
1.8 ↓	66	02/95→09/99	→	→ 06/99		24.0220-0001.2 480013	Ø 200,0 x 53,5 / 201,3


















	kw					! #		
DAEWOO - ESPERO (KLEJ) 10/91→09/99								
 Bremsbackensatz								
1.5 16V	66	02/95→06/99	➔			03.0137-0267.2	650267	Ø 200 x 46 + HEB
1.8	70	02/95→06/99				03.0520-4019.3	694019	DEL Ø 200 x 46 Ø 19,05 + RZ / + Zub TopKit
2.0	77	02/95→06/99						
1.8	66	02/95→09/99	➔	→ 06/99		03.0137-0267.2	650267	Ø 200 x 46 + HEB
						03.0520-4019.3	694019	DEL Ø 200 x 46 Ø 19,05 + RZ / + Zub TopKit
DAEWOO - EVANDA (KLAL) 08/02→								
 Bremsbackensatz, Feststellbremse								
2.0	96	08/02→	➔	→ 02/05		03.0137-3036.2	653036	Ø 168 x 26 + HEB
DAEWOO - KALOS (KLAS) 09/02→								
 Radbremsszylinder								
1.2	53	04/03→	➔	→ 02/05		24.3219-1767.3	020552	Ø 19,05 GG
1.4	61	09/02→						
1.4 16V	69	04/03→						
Zubehörsatz, Bremsbacken								
1.2	53	04/03→	➔	→ 02/05		03.0137-9167.2	669167	
1.4	61	09/02→						
1.4 16V	69	04/03→						
 Bremsbackensatz								
1.2	53	04/03→	➔	→ 02/05		03.0137-0472.2	650472	Ø 200 x 36 + HEB
1.4	61	09/02→				03.0520-6619.3	696619	Ø 200 x 36 Ø 19,05 + RZ / + Zub TopKit
1.4 16V	69	04/03→						
DAEWOO - KALOS Stufenheck (KLAS) 11/02→12/04								
 Radbremsszylinder								
1.4	61	11/02→12/04	➔			24.3219-1767.3	020552	Ø 19,05 GG
1.4	69	05/03→12/04						
Zubehörsatz, Bremsbacken								
1.4	61	11/02→12/04	➔			03.0137-9167.2	669167	
1.4	69	05/03→12/04						
 Bremsbackensatz								
1.4	61	11/02→12/04	➔			03.0137-0472.2	650472	Ø 200 x 36 + HEB
1.4	69	05/03→12/04				03.0520-6619.3	696619	Ø 200 x 36 Ø 19,05 + RZ / + Zub TopKit
DAEWOO - LACETTI Schrägheck (KLAN) 02/02→								
 Bremsbackensatz, Feststellbremse								
1.4	70	02/04→		→ 02/05		03.0137-3036.2	653036	Ø 168 x 26 + HEB
1.6	80	02/04→						
1.8	90	02/04→						
DAEWOO - LANOS (KLAT) 04/97→								
 Radbremsszylinder								
1.3	55	05/97→	➔	→ 447433		03.3217-3512.3	020032	Lucas Ø 17,46 GG
1.5	63	05/97→	➔	447434→; → 12/02		24.3219-1767.3	020552	Ø 19,05 GG
1.5	73	10/97→06/99	➔	→ 447433		03.3217-3512.3	020032	Lucas Ø 17,46 GG
			➔	447434→		24.3219-1767.3	020552	Ø 19,05 GG
1.6 16V	78	05/97→	➔	→ 447433		24.3219-1767.3	020552	Ø 19,05 GG
			➔	447434→; → 12/02		24.3220-1719.3	020448	Ø 20,64 ALU
Zubehörsatz, Bremsbacken								
1.3	55	05/97→	➔	→ 12/02		03.0137-9167.2	669167	
1.5	63	05/97→						
1.6 16V	78	05/97→						
1.5	73	10/97→06/99	➔			03.0137-9167.2	669167	
 Bremstrommel								
1.3	55	05/97→	➔	→ 12/02; + ABS		24.0220-0001.2	480013	Ø 200,0 x 53,5 / 201,3
1.5	63	05/97→	➔	→ 12/02; - ABS		24.0220-0036.1	480149	Ø 200,0 x 52,5 / 201
1.6 16V	78	05/97→	➔					- RLG / - ABS Ring
↓								





















	kw					! #		
DAEWOO - LANOS (KLAT) 04/97→								
 Bremstrommel								
1.5	73	10/97→06/99	➡	+ ABS		24.0220-0001.2	480013	Ø 200,0 x 53,5 / 201,3
			➡	- ABS		24.0220-0036.1	480149	Ø 200,0 x 52,5 / 201 - RLG / - ABS Ring
 Bremsbackensatz								
1.3	55	05/97→	➡	→ 12/02		03.0137-0267.2	650267	Ø 200 x 46 + HEB
1.5	63	05/97→	➡	→ 447433		03.0520-3717.3	693717	Ø 200 x 46 Ø 17,46 + RZ / + Zub TopKit
			➡	447434→; → 12/02		03.0520-4019.3	694019	DEL Ø 200 x 46 Ø 19,05 + RZ / + Zub TopKit
1.5	73	10/97→06/99	➡			03.0137-0267.2	650267	Ø 200 x 46 + HEB
			➡	→ 447433		03.0520-3717.3	693717	Ø 200 x 46 Ø 17,46 + RZ / + Zub TopKit
			➡	447434→		03.0520-4019.3	694019	DEL Ø 200 x 46 Ø 19,05 + RZ / + Zub TopKit
1.6 16V	78	05/97→	➡	→ 12/02		03.0137-0267.2	650267	Ø 200 x 46 + HEB
			➡	→ 447433		03.0520-4019.3	694019	DEL Ø 200 x 46 Ø 19,05 + RZ / + Zub TopKit
			➡	447434→; → 12/02		03.0520-8320.3	698320	TRW Ø 200 x 46 Ø 20,64 + RZ / + Zub TopKit
 Seilzug, Feststellbremse								
1.3	55	05/97→	➡	☐; → 12/02; Trommelbremse		24.3727-2900.2	582900	L= 1.655
1.5	63	05/97→	➡	☐; → 12/02; Trommelbremse		24.3727-2901.2	582901	L= 1.587
1.6 16V	78	05/97→	➡	☐; → 12/02; Trommelbremse		24.3727-2901.2	582901	L= 1.587
1.5	73	10/97→06/99	➡	☐; Trommelbremse		24.3727-2900.2	582900	L= 1.655
			➡	☐; Trommelbremse		24.3727-2901.2	582901	L= 1.587
DAEWOO - LANOS Stufenheck (KLAT) 02/97→								
 Radbremsszylinder								
1.3	55	05/97→	➡	→ 447433		03.3217-3512.3	020032	Lucas Ø 17,46 GG
1.5	63	05/97→	➡	447434→; → 12/02		24.3219-1767.3	020552	Ø 19,05 GG
1.5	73	10/97→06/99	➡	→ 447433		03.3217-3512.3	020032	Lucas Ø 17,46 GG
			➡	447434→		24.3219-1767.3	020552	Ø 19,05 GG
1.6 16V	78	02/97→	➡	05/97→; → 447433		24.3219-1767.3	020552	Ø 19,05 GG
			➡	447434→; → 12/02		24.3220-1719.3	020448	Ø 20,64 ALU
Zubehörsatz, Bremsbacken								
1.3	55	05/97→	➡	→ 12/02		03.0137-9167.2	669167	
1.5	63	05/97→	➡			03.0137-9167.2	669167	
1.5	73	10/97→06/99	➡			03.0137-9167.2	669167	
1.6 16V	78	02/97→	➡	05/97→ 12/02		03.0137-9167.2	669167	
 Bremstrommel								
1.3	55	05/97→	➡	→ 12/02; + ABS		24.0220-0001.2	480013	Ø 200,0 x 53,5 / 201,3
1.5	63	05/97→	➡	→ 12/02; - ABS		24.0220-0036.1	480149	Ø 200,0 x 52,5 / 201 - RLG / - ABS Ring
1.5	73	10/97→06/99	➡	+ ABS		24.0220-0001.2	480013	Ø 200,0 x 53,5 / 201,3
			➡	- ABS		24.0220-0036.1	480149	Ø 200,0 x 52,5 / 201 - RLG / - ABS Ring
1.6 16V	78	02/97→	➡	05/97→ 12/02; + ABS		24.0220-0001.2	480013	Ø 200,0 x 53,5 / 201,3
			➡	05/97→ 12/02; - ABS		24.0220-0036.1	480149	Ø 200,0 x 52,5 / 201 - RLG / - ABS Ring
 Bremsbackensatz								
1.3	55	05/97→	➡	→ 12/02		03.0137-0267.2	650267	Ø 200 x 46 + HEB
1.5	63	05/97→	➡	→ 447433		03.0520-3717.3	693717	Ø 200 x 46 Ø 17,46 + RZ / + Zub TopKit
			➡	447434→; → 12/02		03.0520-4019.3	694019	DEL Ø 200 x 46 Ø 19,05 + RZ / + Zub TopKit
1.5	73	10/97→06/99	➡			03.0137-0267.2	650267	Ø 200 x 46 + HEB
			➡	→ 447433		03.0520-3717.3	693717	Ø 200 x 46 Ø 17,46 + RZ / + Zub TopKit
↓								




















	kw					! #		
DAEWOO - LANOS Stufenheck (KLAT) 02/97→								
 Bremsbackensatz								
1.5	73	10/97→06/99	➔	447434→			03.0520-4019.3 694019	DEL Ø 200 x 46 Ø 19,05 + RZ / + Zub TopKit
1.6 16V	78	02/97→	➔	05/97→ 12/02			03.0137-0267.2 650267	Ø 200 x 46 + HEB
			➔	05/97→; → 447433			03.0520-4019.3 694019	DEL Ø 200 x 46 Ø 19,05 + RZ / + Zub TopKit
			➔	447434→; → 12/02			03.0520-8320.3 698320	TRW Ø 200 x 46 Ø 20,64 + RZ / + Zub TopKit
 Seilzug, Feststellbremse								
1.3	55	05/97→	➔	☐; → 12/02; Trommelbremse			24.3727-2900.2 582900	L= 1.655
1.5	63	05/97→	➔	☐; → 12/02; Trommelbremse			24.3727-2901.2 582901	L= 1.587
1.5	73	10/97→06/99	➔	☐; Trommelbremse			24.3727-2900.2 582900	L= 1.655
			➔	☐; Trommelbremse			24.3727-2901.2 582901	L= 1.587
1.6 16V	78	02/97→	➔	☐; 05/97→ 12/02; Trommelbremse			24.3727-2900.2 582900	L= 1.655
			➔	☐; 05/97→ 12/02; Trommelbremse			24.3727-2901.2 582901	L= 1.587
DAEWOO - MATIZ (M100, M150) 09/98→								
 Radbremszylinder								
0.8	38	09/98→	➔	→ 02/05			24.3217-1712.3 020475	Ø 17,46 GG
1.0	47	01/03→						
Zubehörsatz, Bremsbacken								
0.8	38	09/98→	➔	→ 02/05			03.0137-9260.2 669260	
1.0	47	01/03→						
 Bremstrommel								
0.8	38	09/98→	➔	→ 02/05			24.0218-0035.1 480146	Ø 180,0 x 40 / 182 - RLG / - ABS Ring
1.0	47	01/03→						
 Bremsbackensatz								
0.8	38	09/98→	➔	→ 02/05			03.0137-0363.2 650363	Ø 180 x 31 + HEB
1.0	47	01/03→					03.0520-4017.3 694017	Ø 180 x 31 Ø 17,46 + RZ / + Zub TopKit
 Seilzug, Feststellbremse								
0.8	38	09/98→	➔	☐; → 02/05; Trommelbremse	1		24.3727-2902.2 582902	L= 2.825
1.0	47	01/03→						
DAEWOO - NEXIA 02/95→08/97								
 Radbremszylinder								
1.5 (08, 68)	44	08/96→08/97	➔				03.3217-3512.3 020032	Lucas Ø 17,46 GG
1.5 (08, 68)	52	02/95→08/97						
1.5 (08, 68)	55	02/95→08/97						
1.5 16V (08, 68)	66	02/95→08/97	➔				24.3219-1767.3 020552	Ø 19,05 GG
Zubehörsatz, Bremsbacken								
1.5 (08, 68)	44	08/96→08/97	➔				03.0137-9167.2 669167	
1.5 (08, 68)	52	02/95→08/97						
1.5 (08, 68)	55	02/95→08/97						
1.5 16V (08, 68)	66	02/95→08/97						
 Bremstrommel								
1.5 (08, 68)	44	08/96→08/97	➔				24.0220-0001.2 480013	Ø 200,0 x 53,5 / 201,3
1.5 (08, 68)	52	02/95→08/97						
1.5 (08, 68)	55	02/95→08/97						
1.5 16V (08, 68)	66	02/95→08/97						
 Bremsbackensatz								
1.5 (08, 68)	44	08/96→08/97	➔				03.0137-0267.2 650267	Ø 200 x 46 + HEB
1.5 (08, 68)	52	02/95→08/97					03.0520-3717.3 693717	Ø 200 x 46 Ø 17,46 + RZ / + Zub TopKit
1.5 (08, 68)	55	02/95→08/97						
1.5 16V (08, 68)	66	02/95→08/97	➔				03.0137-0267.2 650267	Ø 200 x 46 + HEB
							03.0520-4019.3 694019	DEL Ø 200 x 46 Ø 19,05 + RZ / + Zub TopKit
 Seilzug, Feststellbremse								
1.5 (08, 68)	44	08/96→08/97	➔	☐; Trommelbremse	1		24.3727-0730.2 580730	L= 1.272 L2= 1.676 + Zub
1.5 (08, 68)	52	02/95→08/97						
↓								














	kw					! #		
DAEWOO - NEXIA 02/95→08/97								
 Seilzug, Feststellbremse								
1.5 (08, 68) 1.5 16V (08, 68)	55 66	02/95→08/97 02/95→08/97	➡	⬇️; Trommelbremse	1	24.3727-0730.2	580730	L= 1.272 L2= 1.676 + Zub
DAEWOO - NEXIA Stufenheck 02/95→06/08								
 Radbremszylinder								
1.5 (19) 1.5 (19) 1.5 (19)	44 52 55	08/96→08/97 02/95→08/97 02/95→08/97	➡			03.3217-3512.3	020032	Lucas Ø 17,46 GG
1.5 16V (19)	66	02/95→08/97	➡			24.3219-1767.3	020552	Ø 19,05 GG
1.8 (19)	74	02/95→06/08	➡	10/95→		24.3219-1767.3	020552	Ø 19,05 GG
Zubehörsatz, Bremsbacken								
1.5 (19) 1.5 (19) 1.5 (19) 1.5 16V (19)	44 52 55 66	08/96→08/97 02/95→08/97 02/95→08/97 02/95→08/97	➡			03.0137-9167.2	669167	
1.8 (19)	74	02/95→06/08	➡	10/95→		03.0137-9167.2	669167	
 Bremstrommel								
1.5 (19) 1.5 (19) 1.5 (19) 1.5 16V (19)	44 52 55 66	08/96→08/97 02/95→08/97 02/95→08/97 02/95→08/97	➡			24.0220-0001.2	480013	Ø 200,0 x 53,5 / 201,3
1.8 (19)	74	02/95→06/08	➡	10/95→		24.0220-0001.2	480013	Ø 200,0 x 53,5 / 201,3
 Bremsbackensatz								
1.5 (19) 1.5 (19) 1.5 (19)	44 52 55	08/96→08/97 02/95→08/97 02/95→08/97	➡			03.0137-0267.2 03.0520-3717.3	650267 693717	Ø 200 x 46 + HEB Ø 200 x 46 Ø 17,46 + RZ / + Zub TopKit
1.5 16V (19)	66	02/95→08/97	➡			03.0137-0267.2 03.0520-4019.3	650267 694019	Ø 200 x 46 + HEB DEL Ø 200 x 46 Ø 19,05 + RZ / + Zub TopKit
1.8 (19)	74	02/95→06/08	➡	10/95→		03.0137-0267.2 03.0520-4019.3	650267 694019	Ø 200 x 46 + HEB DEL Ø 200 x 46 Ø 19,05 + RZ / + Zub TopKit
 Seilzug, Feststellbremse								
1.5 (19) 1.5 (19) 1.5 (19) 1.5 16V (19)	44 52 55 66	08/96→08/97 02/95→08/97 02/95→08/97 02/95→08/97	➡	⬇️; Trommelbremse	1	24.3727-0730.2	580730	L= 1.272 L2= 1.676 + Zub
1.8 (19)	74	02/95→06/08	➡	⬇️; 10/95→; Trommelbremse	1	24.3727-0730.2	580730	L= 1.272 L2= 1.676 + Zub
DAEWOO - NUBIRA (J100) 04/97→								
 Radbremszylinder								
1.6 16V	78	05/97→07/02	➡	06/97→ 05/99		24.3220-1719.3	020448	Ø 20,64 ALU
2.0 CDX	93	08/02→07/03	➡	Brems-/Fahrdyn. Artikelbezug: - ABS		24.3220-1719.3	020448	Ø 20,64 ALU
Zubehörsatz, Bremsbacken								
1.6 16V	78	05/97→07/02		06/97→ 05/99		03.0137-9167.2	669167	
2.0 CDX	93	08/02→07/03	➡	→ 12/02; Brems-/Fahrdyn. Artikelbezug: - ABS		03.0137-9167.2	669167	
 Bremstrommel								
1.6 16V	78	05/97→07/02	➡	06/97→ 05/99		24.0220-0001.2	480013	Ø 200,0 x 53,5 / 201,3
2.0 CDX	93	08/02→07/03	➡	→ 12/02; Brems-/Fahrdyn. Artikelbezug: - ABS		24.0220-0001.2	480013	Ø 200,0 x 53,5 / 201,3
 Bremsbackensatz								
1.6 16V	78	05/97→07/02	➡	06/97→ 05/99		03.0137-0267.2 03.0520-8320.3	650267 698320	Ø 200 x 46 + HEB TRW Ø 200 x 46 Ø 20,64 + RZ / + Zub TopKit
2.0 CDX	93	08/02→07/03	➡	→ 12/02; Brems-/Fahrdyn. Artikelbezug: - ABS		03.0137-0267.2	650267	Ø 200 x 46 + HEB
			➡	→ 12/02; - ABS		03.0520-8320.3	698320	TRW Ø 200 x 46 Ø 20,64 + RZ / + Zub TopKit
 Bremsbackensatz, Feststellbremse								
2.0 CDX	93	08/02→07/03				03.0137-3036.2	653036	Ø 168 x 26 + HEB














	kw					! #		
DAEWOO - NUBIRA Stufenheck (J100) 04/97→								
 Radbremszylinder								
1.6 16V	76	07/00→	➡	→ 02/05; - ABS		24.3220-1719.3	020448	Ø 20,64 ALU
1.6 16V	78	05/97→	➡	06/97→ 05/99		24.3220-1719.3	020448	Ø 20,64 ALU
Zubehörsatz, Bremsbacken								
1.6 16V	76	07/00→	➡	→ 02/05; - ABS		03.0137-9167.2	669167	
1.6 16V	78	05/97→		06/97→ 05/99		03.0137-9167.2	669167	
 Bremstrommel								
1.6 16V	76	07/00→	➡	→ 02/05; - ABS		24.0220-0001.2	480013	Ø 200,0 x 53,5 / 201,3
1.6 16V	78	05/97→	➡	06/97→ 05/99		24.0220-0001.2	480013	Ø 200,0 x 53,5 / 201,3
 Bremsbackensatz								
1.6 16V	76	07/00→	➡	→ 02/05; - ABS		03.0137-0267.2	650267	Ø 200 x 46 + HEB
						03.0520-8320.3	698320	TRW Ø 200 x 46 Ø 20,64 + RZ / + Zub TopKit
1.6 16V	78	05/97→	➡	06/97→ 05/99		03.0137-0267.2	650267	Ø 200 x 46 + HEB
						03.0520-8320.3	698320	TRW Ø 200 x 46 Ø 20,64 + RZ / + Zub TopKit
 Bremsbackensatz, Feststellbremse								
1.6 16V	76	07/00→		→ 02/05		03.0137-3036.2	653036	Ø 168 x 26 + HEB
DAEWOO - NUBIRA Stufenheck (J200) 07/03→								
 Bremsbackensatz, Feststellbremse								
1.6	80	07/03→		08/03→ 02/05		03.0137-3036.2	653036	Ø 168 x 26 + HEB
1.8	90	07/03→						
DAEWOO - NUBIRA Wagon (J100) 04/97→								
 Radbremszylinder								
1.6 16V	66	06/97→	➡	→ 05/99		24.3220-1719.3	020448	Ø 20,64 ALU
1.6 16V	76	12/00→	➡	→ 02/05; - ABS		24.3220-1719.3	020448	Ø 20,64 ALU
1.6 16V	78	05/97→	➡	06/97→ 05/99		24.3220-1719.3	020448	Ø 20,64 ALU
Zubehörsatz, Bremsbacken								
1.6 16V	66	06/97→		→ 05/99		03.0137-9167.2	669167	
1.6 16V	76	12/00→	➡	→ 02/05; - ABS		03.0137-9167.2	669167	
1.6 16V	78	05/97→		06/97→ 05/99		03.0137-9167.2	669167	
 Bremstrommel								
1.6 16V	66	06/97→	➡	→ 05/99		24.0220-0001.2	480013	Ø 200,0 x 53,5 / 201,3
1.6 16V	76	12/00→	➡	→ 02/05; - ABS		24.0220-0001.2	480013	Ø 200,0 x 53,5 / 201,3
1.6 16V	78	05/97→	➡	06/97→ 05/99		24.0220-0001.2	480013	Ø 200,0 x 53,5 / 201,3
 Bremsbackensatz								
1.6 16V	66	06/97→	➡	→ 05/99		03.0137-0267.2	650267	Ø 200 x 46 + HEB
						03.0520-8320.3	698320	TRW Ø 200 x 46 Ø 20,64 + RZ / + Zub TopKit
1.6 16V	76	12/00→	➡	→ 02/05; - ABS		03.0137-0267.2	650267	Ø 200 x 46 + HEB
						03.0520-8320.3	698320	TRW Ø 200 x 46 Ø 20,64 + RZ / + Zub TopKit
1.6 16V	78	05/97→	➡	06/97→ 05/99		03.0137-0267.2	650267	Ø 200 x 46 + HEB
						03.0520-8320.3	698320	TRW Ø 200 x 46 Ø 20,64 + RZ / + Zub TopKit
 Bremsbackensatz, Feststellbremse								
1.6 16V	76	12/00→		→ 02/05		03.0137-3036.2	653036	Ø 168 x 26 + HEB
DAEWOO - NUBIRA Wagon (J200) 07/03→								
 Bremsbackensatz, Feststellbremse								
1.6	80	07/03→		08/03→ 02/05		03.0137-3036.2	653036	Ø 168 x 26 + HEB
1.8	90	07/03→						













	kw					! #		
DAEWOO - RACER Schrägheck 01/86→12/97								
 Radbremszylinder								
1.5	52	03/95→12/97	➡	→ 08/97		03.3217-3512.3	020032	Lucas Ø 17,46 GG
Zubehörsatz, Bremsbacken								
1.5	52	03/95→12/97	➡	→ 08/97		03.0137-9167.2	669167	
 Bremstrommel								
1.5	52	03/95→12/97	➡	→ 08/97		24.0220-0001.2	480013	Ø 200,0 x 53,5 / 201,3
 Bremssattelsatz								
1.5	52	03/95→12/97	➡	→ 08/97		03.0137-0267.2	650267	Ø 200 x 46 + HEB
						03.0520-3717.3	693717	Ø 200 x 46 Ø 17,46 + RZ / + Zub TopKit
 Seilzug, Feststellbremse								
1.5	52	03/95→12/97	➡	☒; → 08/97; Trommelbremse	1	24.3727-0730.2	580730	L= 1.272 L2= 1.676 + Zub
DAEWOO - REZZO (U100) 06/00→								
 Radbremszylinder								
1.6	77	09/00→	➡	→ 08/05		24.3220-1747.3	020583	Ø 20,64 GG
1.8	67	09/00→						
1.8	72	09/00→						
1.8	74	09/00→						
2.0	94	09/00→						
1.6 SX	66	08/01→12/04	➡			24.3220-1747.3	020583	Ø 20,64 GG
2.0	89	09/01→12/04						
DAIHATSU - APPLAUSE I Schrägheck (A101, A111) 06/89→07/97								
Zubehörsatz, Bremsbacken								
1.6 16V (A101)	66	06/89→07/97	➡	- ABS		03.0137-9271.2	669271	
1.6 16V (A101)	77	06/89→07/97						
1.6 16V 4WD (A111)	77	06/89→07/97	➡			03.0137-9271.2	669271	
 Bremssattelsatz								
1.6 16V (A101)	66	06/89→07/97	➡	- ABS		03.0137-0315.2	650315	Ø 200 x 32
1.6 16V (A101)	77	06/89→07/97						
1.6 16V 4WD (A111)	77	06/89→07/97	➡			03.0137-0315.2	650315	Ø 200 x 32
DAIHATSU - APPLAUSE II Schrägheck (A101) 07/97→05/00								
Zubehörsatz, Bremsbacken								
1.6 16V (A101)	73	07/97→05/00	➡			03.0137-9271.2	669271	
 Bremssattelsatz								
1.6 16V (A101)	73	07/97→05/00	➡			03.0137-0315.2	650315	Ø 200 x 32
DAIHATSU - CHARADE 05/11→								
 Radbremszylinder								
1.33 16V	73	05/11→	➡	→ 01/13		24.3220-1728.3	020509	Ø 20,64 ALU
Zubehörsatz, Bremsbacken								
1.33 16V	73	05/11→	➡	→ 01/13		03.0137-9280.2	669280	
 Bremssattelsatz								
1.33 16V	73	05/11→	➡	→ 01/13		03.0137-0502.2	650502	Ø 203 x 38 + HEB
 Seilzug, Feststellbremse								
1.33 16V	73	05/11→	➡	☐; → 01/13; Trommelbremse		24.3727-1937.2	581937	L= 1.555
			➡	☐; → 01/13; Trommelbremse		24.3727-1938.2	581938	L= 1.600
DAIHATSU - CHARADE IV (G200, G202) 01/93→09/00								
Zubehörsatz, Bremsbacken								
1.3	44	09/96→11/99	➡	- ABS		03.0137-9126.2	669126	
1.3 16V	55	05/96→11/99						
1.3 i 16V	62	01/93→09/00						
1.5 i 16V	66	01/97→11/99						
↓								












	kw					! #		
DAIHATSU - CHARADE IV (G200, G202) 01/93→09/00								
 Bremsbackensatz								
1.3	44	09/96→11/99	➡	- ABS			03.0137-0186.2 650186	Ø 180 x 28
1.3 16V	55	05/96→11/99						
1.3 i 16V	62	01/93→09/00						
1.5 i 16V	66	01/97→11/99						
DAIHATSU - CHARADE IV Stufenheck (G203) 03/93→01/01								
Zubehörsatz, Bremsbacken								
1.5 16V	55	10/94→01/01	➡	→ 11/99; - ABS			03.0137-9126.2 669126	
1.5 i 16V	66	06/94→11/99	➡	08/94→; - ABS			03.0137-9126.2 669126	
 Bremsbackensatz								
1.5 16V	55	10/94→01/01	➡	→ 11/99; - ABS			03.0137-0186.2 650186	Ø 180 x 28
1.5 i 16V	66	06/94→11/99	➡	08/94→; - ABS			03.0137-0186.2 650186	Ø 180 x 28
DAIHATSU - COPEN (L880_, L881_) 03/02→09/12								
 Radbremszylinder								
0.7	47	09/03→09/12	➡	→ 07/12			24.3217-1732.3 020558	Ø 17,46 ALU
1.3	64	03/06→09/12						
0.7 (L880)	50	09/03→12/07	➡				24.3217-1732.3 020558	Ø 17,46 ALU
DAIHATSU - CUORE IV (L501) 08/94→12/99								
 Bremsbackensatz								
0.8	31	11/96→10/98	➡				03.0137-0404.2 650404	Ø 165 x 28 - HEB
0.8	32	01/95→08/98	➡	→ 10/96			03.0137-0404.2 650404	Ø 165 x 28 - HEB
DAIHATSU - CUORE V (L7_) 10/98→05/03								
 Radbremszylinder								
1.0 i (L701)	41	10/98→05/03	➡	+ ABS			24.3217-1732.3 020558	Ø 17,46 ALU
 Bremstrommel								
1.0 i (L701)	41	10/98→05/03	➡	- ABS			24.0216-5004.2 480183	Ø 165,0 x 33,5 / 166 - RLG / - ABS Ring / mit Radbe- festigungsbolzen
 Bremsbackensatz								
1.0 i (L701)	41	10/98→05/03	➡	- ABS			03.0137-0417.2 650417	Ø 165 x 28 - HEB
DAIHATSU - CUORE VI (L251, L250_, L260_) 03/03→								
 Radbremszylinder								
1.0	43	05/03→	➡	→ 08/07			24.3217-1737.3 020574	Ø 17,46 ALU
 Bremstrommel								
1.0	43	05/03→	➡	→ 08/07; - ABS			24.0216-5004.2 480183	Ø 165,0 x 33,5 / 166 - RLG / - ABS Ring / mit Radbe- festigungsbolzen
 Bremsbackensatz								
1.0	43	05/03→	➡	09/03→ 08/07			03.0137-0475.2 650475	Ø 165 x 26 - HEB
DAIHATSU - CUORE VII (L275_, L285_, L276_) 12/06→								
 Radbremszylinder								
1.0	51	04/07→	➡	☐; 09/07→ 01/13; + ESP			24.3217-1721.3 020489	Ø 17,46 ALU
			➡	☐; 09/07→ 01/13; + ESP			24.3217-1722.3 020490	Ø 17,46 ALU
			➡	09/07→ 01/13; - ESP			24.3217-1737.3 020574	Ø 17,46 ALU
 Bremsbackensatz								
1.0	51	04/07→	➡	09/07→ 01/13; - ESP			03.0137-0475.2 650475	Ø 165 x 26 - HEB
			➡	09/07→ 01/13; + ESP			03.0137-0489.2 650489	Ø 180 x 28 - HEB
DAIHATSU - MATERIA (M4_) 10/06→								
 Radbremszylinder								
1.3	67	10/06→	➡	☐; → 07/12			24.3217-1721.3 020489	Ø 17,46 ALU
1.5	76	10/06→						
↓								











	kw					! #		
DAIHATSU - MATERIA (M4_) 10/06→								
 Radbremszylinder								
1.5 ECO 4WD	76	10/06→	➔	☐; → 07/12		24.3217-1722.3	020490	Ø 17,46 ALU
 Bremsbackensatz								
1.3 1.5	67 76	10/06→ 10/06→	➔	→ 07/12		03.0137-0489.2	650489	Ø 180 x 28 - HEB
DAIHATSU - MOVE (L6_) 06/94→11/99								
 Bremsbackensatz								
0.8 (L601)	31	01/97→11/99	➔	05/98→ 09/98		03.0137-0404.2	650404	Ø 165 x 28 - HEB
DAIHATSU - MOVE (L9_) 04/97→09/02								
 Radbremszylinder								
1.0 i	41	10/98→09/02	➔	→ 11/00; + ABS		24.3217-1732.3	020558	Ø 17,46 ALU
 Bremstrommel								
1.0 i	41	10/98→09/02	➔	→ 11/00; - ABS		24.0216-5004.2	480183	Ø 165,0 x 33,5 / 166 - RLG / - ABS Ring / mit Radbe- festigungsbolzen
 Bremsbackensatz								
1.0 i	41	10/98→09/02	➔	→ 09/99; - ABS		03.0137-0404.2	650404	Ø 165 x 28 - HEB
			➔	10/99→ 11/00; - ABS		03.0137-0417.2	650417	Ø 165 x 28 - HEB
DAIHATSU - SIRION (M1) 04/98→04/05								
 Radbremszylinder								
1.0 i (M100)	41	04/98→09/00	➔	→ 08/00		24.3217-1732.3	020558	Ø 17,46 ALU
1.0 i (M101)	43	09/00→01/05	➔	→ 01/02		24.3217-1732.3	020558	Ø 17,46 ALU
1.3 Sport	75	08/00→01/05	➔	02/02→ 12/04		24.3217-1732.3	020558	Ø 17,46 ALU
1.0 i 4WD	43	09/00→01/05	➔	02/02→ 12/04		24.3217-1732.3	020558	Ø 17,46 ALU
1.3 Sport 4WD	75	08/00→03/05	➔	→ 12/04		24.3217-1732.3	020558	Ø 17,46 ALU
DAIHATSU - SIRION (M3_) 01/05→								
 Radbremszylinder								
1.0 1.3	51 67	01/05→06/13 03/08→	➔	☐; → 01/13		24.3217-1721.3	020489	Ø 17,46 ALU
1.3 (M301) 1.5	64 76	01/05→ 03/08→	➔	☐; → 01/13		24.3217-1722.3	020490	Ø 17,46 ALU
 Bremsbackensatz								
1.0 1.3 1.3 (M301) 1.5	51 67 64 76	01/05→06/13 03/08→ 01/05→ 03/08→	➔	→ 01/13		03.0137-0489.2	650489	Ø 180 x 28 - HEB
DAIHATSU - TERIOS (J1_) 03/97→10/06								
 Radbremszylinder								
1.3 1.3 4WD (J102)	63 63	09/01→10/05 10/00→10/05	➔	☐		24.3220-1744.3	020578	Ø 20,64 ALU
			➔	☐		24.3220-1745.3	020579	Ø 20,64 ALU
1.3 4WD (J100)	61	10/97→10/00	➔	☐; → 09/00		24.3220-1744.3	020578	Ø 20,64 ALU
			➔	☐; → 09/00		24.3220-1745.3	020579	Ø 20,64 ALU
 Bremsbackensatz								
1.3 1.3 4WD (J102)	63 63	09/01→10/05 10/00→10/05	➔			03.0137-0398.2	650398	Ø 229 x 42 + HEB
DAIHATSU - TERIOS (J2_) 11/05→								
 Bremsbackensatz								
1.3 VVT-i 4x4 1.5 4x4 1.5 VVT-i 4x4 1.5 VVT-i RWD 1.5 VVT-i RWD	63 77 75 75 77	11/05→ 05/06→ 09/10→ 09/10→ 11/05→	➔	→ 01/13		03.0137-0492.2	650492	Ø 228 x 42 - HEB












	kw				! #		
DAIHATSU - TREVIS 06/06→							
 Radbremsszylinder							
1.0	43	06/06→	→		24.3217-1724.3	020523	Ø 17,46 ALU
 Bremsbackensatz							
1.0	43	06/06→	→		03.0137-0494.2	650494	Ø 165 x 28 - HEB
DAIHATSU - YRV (M2) 02/01→							
 Radbremsszylinder							
1.0	43	02/01→	→	→ 01/02	24.3217-1732.3	020558	Ø 17,46 ALU
1.3 (M201)	64	02/01→					
DS - DS 3 04/15→							
 Radbremsszylinder							
1.2 THP 110	81	04/15→	→	Br.trommeldurchm.innen [mm]: 228	24.3220-1732.3	020514	BOS Ø 20,64 ALU
1.2 THP 130	96	09/15→					
1.2 VTi 82	60	04/15→	→	Br.trommeldurchm.innen [mm]: 203	24.3220-1741.3	020548	Ø 20,64 ALU
1.6 BlueHDi 100	73	04/15→					
1.6 BlueHDi 120	88	07/15→					
1.6 BlueHDi 75	55	07/15→					
1.6 THP	120	07/15→					
1.6 THP 165	121	07/15→					
1.6 THP 208	153	09/15→					
Zubehörsatz, Bremsbacken							
1.2 THP 110	81	04/15→	→	Br.trommeldurchm.innen [mm]: 228	03.0137-9228.2	669228	BDX
1.2 THP 130	96	09/15→					
1.2 VTi 82	60	04/15→	→	Br.trommeldurchm.innen [mm]: 203	03.0137-9281.2	669281	
1.6 BlueHDi 100	73	04/15→					
1.6 BlueHDi 120	88	07/15→					
1.6 BlueHDi 75	55	07/15→					
1.6 THP	120	07/15→					
1.6 THP 165	121	07/15→					
1.6 THP 208	153	09/15→					
 Bremstrommel							
1.2 THP 110	81	04/15→	→		24.0222-9701.2	480219	Ø 228,6 x 51 / 230,1 + RLG / + ABS Ring
1.2 THP 130	96	09/15→					
1.2 VTi 82	60	04/15→					
1.6 BlueHDi 100	73	04/15→					
1.6 BlueHDi 120	88	07/15→					
1.6 BlueHDi 75	55	07/15→					
1.6 THP	120	07/15→					
1.6 THP 165	121	07/15→					
1.6 THP 208	153	09/15→					
 Bremsbackensatz							
1.2 THP 110	81	04/15→	→		03.0137-0491.2	650491	Ø 228 x 42 + HEB
1.2 THP 130	96	09/15→			03.0137-0504.2	650504	BOS Ø 203 x 39 + HEB
1.2 VTi 82	60	04/15→			03.0520-9420.3	699420	BOS Ø 228 x 42 Ø 20,64 + RZ / + Zub TopKit
1.6 BlueHDi 100	73	04/15→			03.0520-9620.3	699620	Ø 203 x 39 Ø 20,64 + RZ / + Zub TopKit
1.6 BlueHDi 120	88	07/15→					
1.6 BlueHDi 75	55	07/15→					
1.6 THP	120	07/15→					
1.6 THP 165	121	07/15→					
1.6 THP 208	153	09/15→					
DS - DS 3 Cabriolet 07/15→							
 Radbremsszylinder							
1.2 THP 110	81	07/15→	→	Br.trommeldurchm.innen [mm]: 228	24.3220-1732.3	020514	BOS Ø 20,64 ALU
1.2 THP 130	96	09/15→					
1.2 VTi 82	60	07/15→	→	Br.trommeldurchm.innen [mm]: 203	24.3220-1741.3	020548	Ø 20,64 ALU
1.6 BlueHDi 100	73	07/15→					
1.6 BlueHDi 120	88	07/15→					
1.6 THP 165	121	07/15→					
1.6 THP 208	153	09/15→					
Zubehörsatz, Bremsbacken							
1.2 THP 110	81	07/15→	→	Br.trommeldurchm.innen [mm]: 228	03.0137-9228.2	669228	BDX
1.2 THP 130	96	09/15→					
1.2 VTi 82	60	07/15→	→	Br.trommeldurchm.innen [mm]: 203	03.0137-9281.2	669281	
1.6 BlueHDi 100	73	07/15→					
1.6 BlueHDi 120	88	07/15→					
1.6 THP 165	121	07/15→					
1.6 THP 208	153	09/15→					











	kW					! #		
DS - DS 3 Cabriolet 07/15→								
 Bremstrommel								
1.2 THP 110	81	07/15→	➔			24.0222-9701.2	480219	Ø 228,6 x 51 / 230,1 + RLG / + ABS Ring
1.2 THP 130	96	09/15→						
1.2 VTi 82	60	07/15→						
1.6 BlueHDi 100	73	07/15→						
1.6 BlueHDi 120	88	07/15→						
1.6 THP 165	121	07/15→						
1.6 THP 208	153	09/15→						
 Bremsbackensatz								
1.2 THP 110	81	07/15→	➔			03.0137-0491.2	650491	Ø 228 x 42 + HEB
1.2 THP 130	96	09/15→				03.0137-0504.2	650504	BOS Ø 203 x 39 + HEB
1.2 VTi 82	60	07/15→				03.0520-9420.3	699420	BOS Ø 228 x 42 Ø 20,64 + RZ / + Zub TopKit
1.6 BlueHDi 100	73	07/15→						
1.6 BlueHDi 120	88	07/15→						
1.6 THP 165	121	07/15→				03.0520-9620.3	699620	Ø 203 x 39 Ø 20,64 + RZ / + Zub TopKit
1.6 THP 208	153	09/15→						
FIAT - 126 (126_) 09/72→09/00								
 Radbremsszylinder								
650	18	07/81→09/00	←	→ 08/87		24.3223-0802.3	020286	Fiat Ø 23,81 GG
			➔	→ 08/87		24.3219-0801.3	020181	Fiat Ø 19,05 GG
700	19	09/87→06/96	←	→ 07/90		24.3223-0802.3	020286	Fiat Ø 23,81 GG
			➔	→ 07/90		24.3219-0801.3	020181	Fiat Ø 19,05 GG
Zubehörsatz, Bremsbacken								
650	18	07/81→09/00	←	→ 08/87		03.0137-9021.2	669021	Fiat
			➔	→ 08/87		03.0137-9021.2	669021	Fiat
700	19	09/87→06/96	←	→ 07/90		03.0137-9021.2	669021	Fiat
			➔	→ 07/90		03.0137-9021.2	669021	Fiat
 Bremstrommel								
650	18	07/81→09/00	←	→ 08/87		24.0218-5001.1	480012	Ø 185,0 x 37 / 186,8
			➔	→ 08/87		24.0218-5001.1	480012	Ø 185,0 x 37 / 186,8
700	19	09/87→06/96	←	→ 07/90		24.0218-5001.1	480012	Ø 185,0 x 37 / 186,8
			➔	→ 07/90		24.0218-5001.1	480012	Ø 185,0 x 37 / 186,8
 Bremsbackensatz								
650	18	07/81→09/00	←	→ 08/87		03.0137-0015.2	650015	Fiat Ø 185 x 31
			➔	→ 08/87		03.0137-0015.2	650015	Fiat Ø 185 x 31
700	19	09/87→06/96	←	→ 07/90		03.0137-0015.2	650015	Fiat Ø 185 x 31
			➔	→ 07/90		03.0137-0015.2	650015	Fiat Ø 185 x 31
FIAT - 500 (312_) 07/07→								
 Radbremsszylinder								
0.9 (312AXG1A, 312.AXG11)	63	07/10→	➔			24.3220-1738.3	020545	Ø 20,64 ALU
0.9 (312AXH1A)	48	09/12→						
0.9 (312AXN1A)	59	12/13→						
0.9 (312AXP1A)	44	12/13→						
1.2 LPG (312AXA1A)	51	12/10→						
1.3 D Multijet (312AYA1A)	57	06/16→						
1.2 (312AXA1A)	51	07/07→	➔	→ 05/10		24.3220-1108.3	020219	BDX Ø 20,64 GG
1.3 D Multijet (312AXB1A)	55	10/07→	➔	06/10→		24.3220-1738.3	020545	Ø 20,64 ALU
1.3 D Multijet (312AXE1A)	70	12/09→						
Zubehörsatz, Bremsbacken								
0.9 (312AXG1A, 312.AXG11)	63	07/10→	➔			03.0137-9247.2	669247	AP
0.9 (312AXH1A)	48	09/12→						
0.9 (312AXN1A)	59	12/13→						
0.9 (312AXP1A)	44	12/13→						
1.2 LPG (312AXA1A)	51	12/10→						
1.3 D Multijet (312AYA1A)	57	06/16→						
1.2 (312AXA1A)	51	07/07→	➔	06/10→		03.0137-9247.2	669247	AP
↓								














	kw					! #		
FIAT - 500 (312_) 07/07→								
Zubehörsatz, Bremsbacken								
1.3 D Multijet (312AXB1A)	55	10/07→	→	→ 05/10			03.0137-9303.2 669303	BOS
1.3 D Multijet (312AXE1A)	70	12/09→						
 Bremstrommel								
0.9 (312AXG1A, 312.AXG11)	63	07/10→	→				24.0218-0011.1 480006	Ø 180,0 x 40 / 181,4
0.9 (312AXH1A)	48	09/12→						
0.9 (312AXN1A)	59	12/13→						
0.9 (312AXP1A)	44	12/13→						
1.2 (312AXA1A)	51	07/07→						
1.2 LPG (312AXA1A)	51	12/10→						
1.3 D Multijet (312AXB1A)	55	10/07→						
1.3 D Multijet (312AXE1A)	70	12/09→						
1.3 D Multijet (312AYA1A)	57	06/16→						
 Bremsbackensatz								
0.9 (312AXG1A, 312.AXG11)	63	07/10→	→				03.0137-0506.2 650506	Ø 180 x 32 + HEB
0.9 (312AXH1A)	48	09/12→					03.0521-0520.3 690112	Ø 180 x 32 Ø 20,64 + RZ / + Zub TopKit
0.9 (312AXN1A)	59	12/13→						
0.9 (312AXP1A)	44	12/13→						
1.2 LPG (312AXA1A)	51	12/10→						
1.3 D Multijet (312AYA1A)	57	06/16→						
1.2 (312AXA1A)	51	07/07→	→	→ 05/10			03.0137-0462.2 650462	BOS Ø 180 x 32 + HEB
1.3 D Multijet (312AXB1A)	55	10/07→					03.0520-8220.3 698220	BOS Ø 180 x 32 Ø 20,64 + RZ / + Zub TopKit
1.3 D Multijet (312AXE1A)	70	12/09→	→	06/10→			03.0137-0506.2 650506	Ø 180 x 32 + HEB
							03.0521-0520.3 690112	Ø 180 x 32 Ø 20,64 + RZ / + Zub TopKit
FIAT - 500 C (312_) 09/09→								
 Radbremszylinder								
0.9 (312AG1A)	63	09/09→	→	→ 05/10			24.3220-1108.3 020219	BDX Ø 20,64 GG
1.2 (312CXA1A, 312AXA1A)	51	09/09→	→	06/10→			24.3220-1738.3 020545	Ø 20,64 ALU
1.3 D Multijet (312CXB1A)	55	09/09→						
1.3 D Multijet (312CXE1A, 312AXE1A)	70	09/09→						
0.9 (312AXH1A)	48	09/12→	→				24.3220-1738.3 020545	Ø 20,64 ALU
0.9 (312AXP1A)	44	12/13→						
Zubehörsatz, Bremsbacken								
0.9 (312AG1A)	63	09/09→	→	06/10→			03.0137-9247.2 669247	AP
1.2 (312CXA1A, 312AXA1A)	51	09/09→	→	→ 05/10			03.0137-9303.2 669303	BOS
1.3 D Multijet (312CXB1A)	55	09/09→						
1.3 D Multijet (312CXE1A, 312AXE1A)	70	09/09→						
0.9 (312AXH1A)	48	09/12→	→				03.0137-9247.2 669247	AP
0.9 (312AXP1A)	44	12/13→						
 Bremstrommel								
0.9 (312AG1A)	63	09/09→	→				24.0218-0011.1 480006	Ø 180,0 x 40 / 181,4
0.9 (312AXH1A)	48	09/12→						
0.9 (312AXP1A)	44	12/13→						
1.2 (312CXA1A, 312AXA1A)	51	09/09→						
1.3 D Multijet (312CXB1A)	55	09/09→						
1.3 D Multijet (312CXE1A, 312AXE1A)	70	09/09→						
 Bremsbackensatz								
0.9 (312AG1A)	63	09/09→	→	→ 05/10			03.0137-0462.2 650462	BOS Ø 180 x 32 + HEB
1.2 (312CXA1A, 312AXA1A)	51	09/09→					03.0520-8220.3 698220	BOS Ø 180 x 32 Ø 20,64 + RZ / + Zub TopKit
1.3 D Multijet (312CXB1A)	55	09/09→	→	06/10→			03.0137-0506.2 650506	Ø 180 x 32 + HEB
1.3 D Multijet (312CXE1A, 312AXE1A)	70	09/09→					03.0521-0520.3 690112	Ø 180 x 32 Ø 20,64 + RZ / + Zub TopKit
↓								













	kw			 	! #		
FIAT - 500 C (312_) 09/09→							
 Bremsbackensatz							
0.9 (312AXH1A) 0.9 (312AXP1A)	48 44	09/12→ 12/13→	➔			03.0137-0506.2 650506 03.0521-0520.3 690112	Ø 180 x 32 + HEB Ø 180 x 32 Ø 20,64 + RZ / + Zub TopKit
FIAT - 500L (351_, 352_) 09/12→							
Zubehörsatz, Bremsbacken							
0.9 (199LYC1B) 0.9 Natural Power (199LYC1B) 0.9 Natural Power (199LYC1B) 1.3 D Multijet (199.LYM11, 199.LYM1A) 1.3 D Multijet (199LXY1A, 199LXY11) 1.4 (199LYB1B) 1.6 D Multijet (199LYD1B)	77 59 63 70 62 70 77	09/12→ 04/17→ 03/13→ 06/14→ 09/12→ 09/12→ 09/12→05/18	➔			03.0137-9309.2 669309	AP
 Bremsbackensatz							
0.9 (199LYC1B) 0.9 Natural Power (199LYC1B) 0.9 Natural Power (199LYC1B) 1.3 D Multijet (199.LYM11, 199.LYM1A) 1.3 D Multijet (199LXY1A, 199LXY11) 1.4 (199LYB1B) 1.6 D Multijet (199LYD1B)	77 59 63 70 62 70 77	09/12→ 04/17→ 03/13→ 06/14→ 09/12→ 09/12→ 09/12→05/18	➔			03.0137-0526.2 650526	AP Ø 229 x 43 + HEB
FIAT - BARCHETTA (183_) 03/95→05/05							
 Seilzug, Feststellbremse							
1.8 16V	96	04/95→05/05	➔	↓; → 10/04; Scheibenbremse	2	24.3727-0549.2 580549	L= 1.521
FIAT - BRAVA (182_) 10/95→06/03							
 Radbremszylinder							
1.2 16V 80	59	10/00→10/01	➔	- ABS		24.3222-1126.3 020358	AP Ø 22,2 GG
			➔			24.3222-1724.3 020466	Ø 22,2 ALU
1.2 16V 80	60	12/98→12/02	➔	→ 10/01; - ABS		24.3222-1126.3 020358	AP Ø 22,2 GG
			➔	→ 10/01		24.3222-1724.3 020466	Ø 22,2 ALU
1.4 (182.BG) 1.4 12 V (182.BA)	55 59	10/95→10/01 10/95→08/98	➔	- ABS		24.3222-1126.3 020358	AP Ø 22,2 GG
			➔	+ ABS; →VET 4255655		24.3222-1707.3 020104	BDX Ø 22,2 GG
			➔	VET 4255656→; + ABS		24.3222-1724.3 020466	Ø 22,2 ALU
1.6 16V (182.BB) 1.6 16V (182.BH) 1.8 GT 16V (182.BC)	76 66 83	02/96→10/01 10/95→10/01 10/95→08/01	➔	→VET 4255655		24.3222-1707.3 020104	BDX Ø 22,2 GG
			➔	VET 4255656→		24.3222-1724.3 020466	Ø 22,2 ALU
1.9 JTD 1.9 JTD 105	74 77	09/00→10/01 12/98→10/01	➔			24.3222-1724.3 020466	Ø 22,2 ALU
1.9 TD 100 S (182.BF) 1.9 TD 75 S (182.BF)	74 55	03/96→10/01 03/96→10/01	➔	06/96→; →VET 4255655		24.3222-1707.3 020104	BDX Ø 22,2 GG
			➔	VET 4255656→		24.3222-1724.3 020466	Ø 22,2 ALU
Zubehörsatz, Bremsbacken							
1.2 16V 80	59	10/00→10/01	➔	- ABS		03.0137-9179.2 669179	AP
			➔	+ ABS		03.0137-9244.2 669244	AP
1.2 16V 80	60	12/98→12/02	➔	→ 10/01; - ABS		03.0137-9179.2 669179	AP
			➔	→ 10/01; + ABS		03.0137-9244.2 669244	AP
1.4 (182.BG) 1.4 12 V (182.BA)	55 59	10/95→10/01 10/95→08/98	➔	+ ABS; →VET 4255655		03.0137-9125.2 669125	BDX
			➔	- ABS		03.0137-9179.2 669179	AP
			➔	VET 4255656→; + ABS		03.0137-9244.2 669244	AP
1.6 16V (182.BB) 1.6 16V (182.BH) 1.8 GT 16V (182.BC)	76 66 83	02/96→10/01 10/95→10/01 10/95→08/01	➔	→VET 4255655		03.0137-9125.2 669125	BDX
			➔	VET 4255656→		03.0137-9244.2 669244	AP
↓							












	kw			 	! #		
FIAT - BRAVA (182_) 10/95—06/03							
Zubehörsatz, Bremsbacken							
1.9 JTD 1.9 JTD 105	74 77	09/00→10/01 12/98→10/01	➔			03.0137-9244.2 669244	AP
1.9 TD 100 S (182.BF) 1.9 TD 75 S (182.BF)	74 55	03/96→10/01 03/96→10/01	➔	06/96→; →VET 4255655		03.0137-9125.2 669125	BDX
			➔	VET 4255656→		03.0137-9244.2 669244	AP
 Bremstrommel							
1.2 16V 80 1.4 (182.BG) 1.4 12 V (182.BA)	59 55 59	10/00→10/01 10/95→10/01 10/95→08/98	➔	- ABS		24.0218-0011.1 480006	Ø 180,0 x 40 / 181,4
			➔	+ ABS		24.0220-3007.1 480064	Ø 203,0 x 48,5 / 204,7
1.2 16V 80	60	12/98→12/02	➔	→ 10/01; - ABS		24.0218-0011.1 480006	Ø 180,0 x 40 / 181,4
			➔	→ 10/01; + ABS		24.0220-3007.1 480064	Ø 203,0 x 48,5 / 204,7
1.6 16V (182.BB) 1.6 16V (182.BH) 1.8 GT 16V (182.BC) 1.9 JTD 1.9 JTD 105	76 66 83 74 77	02/96→10/01 10/95→10/01 10/95→08/01 09/00→10/01 12/98→10/01	➔			24.0220-3007.1 480064	Ø 203,0 x 48,5 / 204,7
1.9 TD 100 S (182.BF) 1.9 TD 75 S (182.BF)	74 55	03/96→10/01 03/96→10/01	➔	06/96→		24.0220-3007.1 480064	Ø 203,0 x 48,5 / 204,7
 Bremsbackensatz							
1.2 16V 80	59	10/00→10/01	➔	- ABS		03.0137-0274.2 650274 03.0520-5222.3 695222	AP Ø 180 x 32 + HEB AP Ø 180 x 32 Ø 22,2 + RZ / + Zub TopKit
			➔	+ ABS		03.0137-0345.2 650345 03.0520-6822.3 696822	AP Ø 203 x 38 + HEB AP Ø 203 x 38 Ø 22,2 + RZ / + Zub TopKit
1.2 16V 80	60	12/98→12/02	➔	→ 10/01; - ABS		03.0137-0274.2 650274 03.0520-5222.3 695222	AP Ø 180 x 32 + HEB AP Ø 180 x 32 Ø 22,2 + RZ / + Zub TopKit
			➔	→ 10/01; + ABS		03.0137-0345.2 650345 03.0520-6822.3 696822	AP Ø 203 x 38 + HEB AP Ø 203 x 38 Ø 22,2 + RZ / + Zub TopKit
1.4 (182.BG) 1.4 12 V (182.BA)	55 59	10/95→10/01 10/95→08/98	➔	+ ABS; →VET 4255655		03.0137-0262.2 650262 03.0520-6722.3 696722	BDX Ø 203 x 39 BDX Ø 203 x 39 Ø 22,2 + RZ / + Zub TopKit
			➔	- ABS		03.0137-0274.2 650274 03.0520-5222.3 695222	AP Ø 180 x 32 + HEB AP Ø 180 x 32 Ø 22,2 + RZ / + Zub TopKit
			➔	VET 4255656→; + ABS		03.0137-0345.2 650345 03.0520-6822.3 696822	AP Ø 203 x 38 + HEB AP Ø 203 x 38 Ø 22,2 + RZ / + Zub TopKit
1.6 16V (182.BB) 1.6 16V (182.BH) 1.8 GT 16V (182.BC)	76 66 83	02/96→10/01 10/95→10/01 10/95→08/01	➔	→VET 4255655		03.0137-0262.2 650262 03.0520-6722.3 696722	BDX Ø 203 x 39 BDX Ø 203 x 39 Ø 22,2 + RZ / + Zub TopKit
			➔	VET 4255656→		03.0137-0345.2 650345 03.0520-6822.3 696822	AP Ø 203 x 38 + HEB AP Ø 203 x 38 Ø 22,2 + RZ / + Zub TopKit
1.9 JTD 1.9 JTD 105	74 77	09/00→10/01 12/98→10/01	➔			03.0137-0345.2 650345 03.0520-6822.3 696822	AP Ø 203 x 38 + HEB AP Ø 203 x 38 Ø 22,2 + RZ / + Zub TopKit
1.9 TD 100 S (182.BF) 1.9 TD 75 S (182.BF)	74 55	03/96→10/01 03/96→10/01	➔	06/96→; →VET 4255655		03.0137-0262.2 650262	BDX Ø 203 x 39
			➔	VET 4255656→		03.0137-0345.2 650345 03.0520-6822.3 696822	AP Ø 203 x 38 + HEB AP Ø 203 x 38 Ø 22,2 + RZ / + Zub TopKit
			➔	09/96→; →VET 4255655		03.0520-6722.3 696722	BDX Ø 203 x 39 Ø 22,2 + RZ / + Zub TopKit
 Seilzug, Feststellbremse							
1.2 16V 80 1.4 (182.BG) 1.4 12 V (182.BA)	59 55 59	10/00→10/01 10/95→10/01 10/95→08/98	➔	☐; - ABS; Trommelbremse		24.3727-0535.2 580535	L= 1.370
			➔	☐; - ABS; Trommelbremse		24.3727-0536.2 580536	L= 1.424
			➔	☐; + ABS; Trommelbremse		24.3727-0539.2 580539	L= 1.428
			➔	☐; + ABS; Trommelbremse		24.3727-0540.2 580540	L= 1.383
1.2 16V 80	60	12/98→12/02	➔	☐; → 10/01; - ABS; Trommelbremse		24.3727-0535.2 580535	L= 1.370
			➔	☐; → 10/01; - ABS; Trommelbremse		24.3727-0536.2 580536	L= 1.424
			➔	☐; → 10/01; + ABS; Trommelbremse		24.3727-0539.2 580539	L= 1.428
			➔	☐; → 10/01; + ABS; Trommelbremse		24.3727-0540.2 580540	L= 1.383
↓							











	kw			 	! #			
FIAT - BRAVA (182_) 10/95—06/03								
 Seilzug, Feststellbremse								
1.6 16V (182.BB)	76	02/96→10/01	➡	☐; Trommelbremse	24.3727-0539.2	580539	L= 1.428	
1.6 16V (182.BH)	66	10/95→10/01	➡	☐; Trommelbremse	24.3727-0540.2	580540	L= 1.383	
1.8 GT 16V (182.BC)	83	10/95→08/01						
1.9 JTD	74	09/00→10/01						
1.9 JTD 105	77	12/98→10/01						
1.9 TD 100 S (182.BF)	74	03/96→10/01	➡	☐; 06/96→; Trommelbremse	24.3727-0539.2	580539	L= 1.428	
1.9 TD 75 S (182.BF)	55	03/96→10/01	➡	☐; 06/96→; Trommelbremse	24.3727-0540.2	580540	L= 1.383	
FIAT - BRAVO I (182_) 10/95→10/01								
 Radbremszylinder								
1.2 16V 80	59	10/00→10/01	➡	- ABS	24.3222-1126.3	020358	AP Ø 22,2 GG	
1.2 16V 80	60	12/98→10/00	➡		24.3222-1724.3	020466	Ø 22,2 ALU	
1.4 (182.AA)	59	10/95→10/01	➡	- ABS	24.3222-1126.3	020358	AP Ø 22,2 GG	
1.4 (182.AG)	55	10/95→10/01	➡		24.3222-1724.3	020466	Ø 22,2 ALU	
					+ ABS; → 11/98	24.3222-1707.3	020104	BDX Ø 22,2 GG
					12/98→; + ABS	24.3222-1724.3	020466	Ø 22,2 ALU
1.6	76	09/00→10/01	➡		24.3222-1724.3	020466	Ø 22,2 ALU	
1.9 JTD	74	09/00→10/01						
1.9 JTD 105	77	12/98→10/01						
1.6 16V (182.AB)	76	03/96→10/01	➡	→ 11/98	24.3222-1707.3	020104	BDX Ø 22,2 GG	
1.6 16V (182.AH)	66	10/95→10/01	➡	12/98→	24.3222-1724.3	020466	Ø 22,2 ALU	
1.8 GT (182.AC)	83	10/95→10/01						
1.9 TD 100 S (182.AF)	74	03/96→10/01	➡	06/96→ 11/98	24.3222-1707.3	020104	BDX Ø 22,2 GG	
1.9 TD 75 S (182.AF)	55	03/96→10/01	➡	12/98→	24.3222-1724.3	020466	Ø 22,2 ALU	
Zubehörsatz, Bremsbacken								
1.2 16V 80	59	10/00→10/01	➡	- ABS	03.0137-9179.2	669179	AP	
1.2 16V 80	60	12/98→10/00	➡	+ ABS	03.0137-9244.2	669244	AP	
1.4 (182.AA)	59	10/95→10/01	➡	+ ABS; → 11/98	03.0137-9125.2	669125	BDX	
1.4 (182.AG)	55	10/95→10/01	➡	- ABS	03.0137-9179.2	669179	AP	
					12/98→; + ABS	03.0137-9244.2	669244	AP
1.6	76	09/00→10/01	➡		03.0137-9244.2	669244	AP	
1.9 JTD	74	09/00→10/01						
1.9 JTD 105	77	12/98→10/01						
1.6 16V (182.AB)	76	03/96→10/01	➡	→ 11/98	03.0137-9125.2	669125	BDX	
1.6 16V (182.AH)	66	10/95→10/01	➡	12/98→	03.0137-9244.2	669244	AP	
1.8 GT (182.AC)	83	10/95→10/01						
1.9 TD 100 S (182.AF)	74	03/96→10/01	➡	06/96→ 11/98	03.0137-9125.2	669125	BDX	
1.9 TD 75 S (182.AF)	55	03/96→10/01	➡	12/98→	03.0137-9244.2	669244	AP	
 Bremstrommel								
1.2 16V 80	59	10/00→10/01	➡	- ABS	24.0218-0011.1	480006	Ø 180,0 x 40 / 181,4	
1.2 16V 80	60	12/98→10/00			24.0220-3007.1	480064	Ø 203,0 x 48,5 / 204,7	
1.4 (182.AA)	59	10/95→10/01	➡	- ABS	24.0218-0011.1	480006	Ø 180,0 x 40 / 181,4	
1.4 (182.AG)	55	10/95→10/01	➡	+ ABS	24.0220-3007.1	480064	Ø 203,0 x 48,5 / 204,7	
1.6	76	09/00→10/01	➡		24.0220-3007.1	480064	Ø 203,0 x 48,5 / 204,7	
1.6 16V (182.AB)	76	03/96→10/01						
1.6 16V (182.AH)	66	10/95→10/01						
1.8 GT (182.AC)	83	10/95→10/01						
1.9 JTD	74	09/00→10/01						
1.9 JTD 105	77	12/98→10/01						
1.9 TD 100 S (182.AF)	74	03/96→10/01	➡	06/96→	24.0220-3007.1	480064	Ø 203,0 x 48,5 / 204,7	
1.9 TD 75 S (182.AF)	55	03/96→10/01						
 Bremsbackensatz								
1.2 16V 80	59	10/00→10/01	➡	- ABS	03.0137-0274.2	650274	AP Ø 180 x 32 + HEB	
1.2 16V 80	60	12/98→10/00	➡		03.0520-5222.3	695222	AP Ø 180 x 32 Ø 22,2 + RZ / + Zub TopKit	
					+ ABS	03.0137-0345.2	650345	AP Ø 203 x 38 + HEB
					03.0520-6822.3	696822	AP Ø 203 x 38 Ø 22,2 + RZ / + Zub TopKit	
1.4 (182.AA)	59	10/95→10/01	➡	+ ABS; → 11/98	03.0137-0262.2	650262	BDX Ø 203 x 39	
1.4 (182.AG)	55	10/95→10/01	➡		03.0520-6722.3	696722	BDX Ø 203 x 39 Ø 22,2 + RZ / + Zub TopKit	
					- ABS	03.0137-0274.2	650274	AP Ø 180 x 32 + HEB











	kw				! #		
FIAT - BRAVO I (182_) 10/95→10/01							
 Bremsbackensatz							
1.4 (182.AA) 1.4 (182.AG)	59 55	10/95→10/01 10/95→10/01	➡	- ABS		03.0520-5222.3 695222	AP Ø 180 x 32 Ø 22,2 + RZ / + Zub TopKit
			➡	12/98→; + ABS		03.0137-0345.2 650345 03.0520-6822.3 696822	AP Ø 203 x 38 + HEB AP Ø 203 x 38 Ø 22,2 + RZ / + Zub TopKit
1.6 1.9 JTD 1.9 JTD 105	76 74 77	09/00→10/01 09/00→10/01 12/98→10/01	➡			03.0137-0345.2 650345 03.0520-6822.3 696822	AP Ø 203 x 38 + HEB AP Ø 203 x 38 Ø 22,2 + RZ / + Zub TopKit
1.6 16V (182.AB) 1.6 16V (182.AH) 1.8 GT (182.AC)	76 66 83	03/96→10/01 10/95→10/01 10/95→10/01	➡	→ 11/98		03.0137-0262.2 650262 03.0520-6722.3 696722	BDX Ø 203 x 39 BDX Ø 203 x 39 Ø 22,2 + RZ / + Zub TopKit
			➡	12/98→		03.0137-0345.2 650345 03.0520-6822.3 696822	AP Ø 203 x 38 + HEB AP Ø 203 x 38 Ø 22,2 + RZ / + Zub TopKit
1.9 TD 100 S (182.AF) 1.9 TD 75 S (182.AF)	74 55	03/96→10/01 03/96→10/01	➡	06/96→ 11/98		03.0137-0262.2 650262	BDX Ø 203 x 39
			➡	12/98→		03.0137-0345.2 650345 03.0520-6822.3 696822	AP Ø 203 x 38 + HEB AP Ø 203 x 38 Ø 22,2 + RZ / + Zub TopKit
			➡	09/96→ 11/98		03.0520-6722.3 696722	BDX Ø 203 x 39 Ø 22,2 + RZ / + Zub TopKit
 Seilzug, Feststellbremse							
1.2 16V 80 1.2 16V 80 1.4 (182.AA) 1.4 (182.AG)	59 60 59 55	10/00→10/01 12/98→10/00 10/95→10/01 10/95→10/01	➡	☐; - ABS; Trommelbremse		24.3727-0535.2 580535	L= 1.370
			➡	☐; - ABS; Trommelbremse		24.3727-0536.2 580536	L= 1.424
			➡	☐; + ABS; Trommelbremse		24.3727-0539.2 580539	L= 1.428
			➡	☐; + ABS; Trommelbremse		24.3727-0540.2 580540	L= 1.383
1.6 1.6 16V (182.AB) 1.6 16V (182.AH) 1.8 GT (182.AC) 1.9 JTD 1.9 JTD 105	76 76 66 83 74 77	09/00→10/01 03/96→10/01 10/95→10/01 10/95→10/01 09/00→10/01 12/98→10/01	➡	☐; Trommelbremse		24.3727-0539.2 580539	L= 1.428
			➡	☐; Trommelbremse		24.3727-0540.2 580540	L= 1.383
1.9 TD 100 S (182.AF) 1.9 TD 75 S (182.AF)	74 55	03/96→10/01 03/96→10/01	➡	☐; 06/96→; Trommelbremse		24.3727-0539.2 580539	L= 1.428
			➡	☐; 06/96→; Trommelbremse		24.3727-0540.2 580540	L= 1.383
FIAT - BRAVO II (198_) 11/06→							
 Seilzug, Feststellbremse							
1.4 (198AXA1B) 1.4 16V (198AXS1B) 1.4 T-Jet (198AXF1B) 1.4 T-Jet (198AXG1B) 1.6 D Multijet (198AXL1B) 1.6 D Multijet (198AXM1B) 1.9 D Multijet (198AXB1A) 1.9 D Multijet (198AXC1B) 1.9 D Multijet (198AXE1A) 2.0 D Multijet (198AXN1B) 2.0 D Multijet (198AXPIB)	66 103 110 88 88 66 88 110 66 121 120	04/07→12/14 04/10→12/14 09/07→12/14 10/07→12/14 03/08→12/14 03/08→12/14 04/07→12/14 04/07→12/14 04/07→12/08 09/08→12/14 09/08→12/14	➡	☐; Scheibenbremse		24.3727-0553.2 580553 24.3727-0554.2 580554	L= 1.786 L= 1.668
1.4 LPG (198AXA1B)	66	12/08→12/14	➡	☐; 11/09→; Scheibenbremse		24.3727-0553.2 580553	L= 1.786
			➡	☐; 11/09→; Scheibenbremse		24.3727-0554.2 580554	L= 1.668
1.6 D Multijet (198AXH1B)	77	09/07→12/14	➡	☐; 03/08→; Scheibenbremse		24.3727-0553.2 580553	L= 1.786
			➡	☐; 03/08→; Scheibenbremse		24.3727-0554.2 580554	L= 1.668
1.9 D Multijet (198AXD1A)	85	11/06→12/09	➡	☐; 04/07→; Scheibenbremse		24.3727-0553.2 580553	L= 1.786
			➡	☐; 04/07→; Scheibenbremse		24.3727-0554.2 580554	L= 1.668
FIAT - CINQUECENTO (170_) 07/91→07/99							
 Radbremszylinder							
0.7 (170AA)	23	12/91→01/96	➡	02/92→		24.3219-0803.3 020183	Ø 19,05 GG
0.7 i (170AD)	22	07/94→01/98	➡			24.3219-0803.3 020183	Ø 19,05 GG
↓							












	kw			 	! #		
FIAT - CINQUECENTO (170_) 07/91→07/99							
 Radbremsszylinder							
0.9 i.e. S (170AF, 170CF)	29	07/91→07/99	➡	02/92→ 05/98		24.3219-0803.3 020183	Ø 19,05 GG
1.1 Sporting (170AH)	40	10/94→01/98	➡	11/94→		24.3219-0803.3 020183	Ø 19,05 GG
Zubehörsatz, Bremsbacken							
0.7 (170AA)	23	12/91→01/96	➡	02/92→		03.0137-9021.2 669021	Fiat
0.7 i (170AD)	22	07/94→01/98	➡			03.0137-9021.2 669021	Fiat
0.9 i.e. S (170AF, 170CF)	29	07/91→07/99	➡	02/92→ 05/98		03.0137-9021.2 669021	Fiat
1.1 Sporting (170AH)	40	10/94→01/98	➡	11/94→		03.0137-9021.2 669021	Fiat
 Bremstrommel							
0.7 (170AA)	23	12/91→01/96	➡	02/92→		24.0218-5001.1 480012	Ø 185,0 x 37 / 186,8
0.7 i (170AD)	22	07/94→01/98	➡			24.0218-5001.1 480012	Ø 185,0 x 37 / 186,8
0.9 i.e. S (170AF, 170CF)	29	07/91→07/99	➡	02/92→ 05/98		24.0218-5001.1 480012	Ø 185,0 x 37 / 186,8
1.1 Sporting (170AH)	40	10/94→01/98	➡	11/94→		24.0218-5002.1 480117	Ø 185,0 x 36,5 / 186,8
 Bremsbackensatz							
0.7 (170AA)	23	12/91→01/96	➡	02/92→		03.0137-0015.2 650015 03.0420-0319.3 680319	Fiat Ø 185 x 31 Fiat Ø 185 x 31 Ø 19,05 + RZ / + Zub Kit
0.7 i (170AD)	22	07/94→01/98	➡			03.0137-0015.2 650015 03.0420-0319.3 680319	Fiat Ø 185 x 31 Fiat Ø 185 x 31 Ø 19,05 + RZ / + Zub Kit
0.9 i.e. S (170AF, 170CF)	29	07/91→07/99	➡	02/92→ 05/98		03.0137-0015.2 650015 03.0420-0319.3 680319	Fiat Ø 185 x 31 Fiat Ø 185 x 31 Ø 19,05 + RZ / + Zub Kit
1.1 Sporting (170AH)	40	10/94→01/98	➡	11/94→		03.0137-0015.2 650015 03.0420-0319.3 680319	Fiat Ø 185 x 31 Fiat Ø 185 x 31 Ø 19,05 + RZ / + Zub Kit
 Seilzug, Feststellbremse							
0.7 (170AA)	23	12/91→01/96	➡	☒; 02/92→; Trommelbremse	1	24.3727-0523.2 580523	L= 2.988
0.7 i (170AD)	22	07/94→01/98	➡	☒; → 09/97; Trommelbremse	1	24.3727-0523.2 580523	L= 2.988
			➡	☒; 10/97→; Trommelbremse	1	24.3727-0544.2 580544	L= 2.670
0.9 i.e. S (170AF, 170CF)	29	07/91→07/99	➡	☒; 02/92→ 09/97; Trommelbremse	1	24.3727-0523.2 580523	L= 2.988
			➡	☒; 10/97→ 05/98; Trommelbremse	1	24.3727-0544.2 580544	L= 2.670
1.1 Sporting (170AH)	40	10/94→01/98	➡	☒; 11/94→ 09/97; Trommelbremse	1	24.3727-0523.2 580523	L= 2.988
			➡	☒; 10/97→; Trommelbremse	1	24.3727-0544.2 580544	L= 2.670
FIAT - COUPE (175_) 11/93→08/00							
 Seilzug, Feststellbremse							
1.8 16V	96	03/96→08/00	➡	☐; 07/96→; Scheibenbremse		24.3727-0521.2 580521	L= 1.517
			➡	☐; 07/96→; Scheibenbremse		24.3727-0568.2 580568	L= 1.473
2.0 16V 2.0 16V Turbo	102 140	11/93→08/96 11/93→08/96	➡	☐; 12/93→ 06/96; Scheibenbremse		24.3727-0521.2 580521	L= 1.517
			➡	☐; 12/93→ 06/96; Scheibenbremse		24.3727-0568.2 580568	L= 1.473
2.0 20V	113	04/98→08/00	➡	☐; Scheibenbremse		24.3727-0521.2 580521	L= 1.517
			➡	☐; Scheibenbremse		24.3727-0568.2 580568	L= 1.473
2.0 20V (175AXC1A) 2.0 20V Turbo	108 162	08/96→09/98 08/96→08/00	➡	☐; 01/97→; Scheibenbremse		24.3727-0521.2 580521	L= 1.517
			➡	☐; 01/97→; Scheibenbremse		24.3727-0568.2 580568	L= 1.473
FIAT - CROMA (154_) 12/85→12/96							
 Seilzug, Feststellbremse							
1900 Turbo D i.d.	69	11/92→12/96	➡	☒; → 10/96; Scheibenbremse	1	24.3727-0514.2 580514	L= 2.950
2000 16V	101	08/92→08/96	➡	☒; 12/92→; Scheibenbremse	1	24.3727-0545.2 580545	L= 2.945
2000 i.e. (154.AM, 154.LM)	85	10/87→08/96	➡	☒; 11/90→; → 2025078; Scheibenbremse	1	24.3727-0514.2 580514	L= 2.950
2000 i.e. Turbo (154.AM, 154.LM)	110	06/87→08/96	➡	☒; 2025079→; Scheibenbremse	1	24.3727-0545.2 580545	L= 2.945
2500 TD (154.LL, 154.PL)	85	05/89→08/96					
↓							










	kw					! #		
FIAT - CROMA (154_) 12/85→12/96								
 Seilzug, Feststellbremse								
2500 TDE	77	12/91→08/96	➡	☑; → 2025078; Scheibenbremse	1	24.3727-0514.2	580514	L= 2.950
			➡	☑; 2025079→; Scheibenbremse	1	24.3727-0545.2	580545	L= 2.945
2500 V6	119	06/93→08/96	➡	☑; Scheibenbremse	1	24.3727-0545.2	580545	L= 2.945
FIAT - DOBLO Cargo (223_) 11/00→								
 Radbremszylinder								
1.2 (223ZXA1A)	48	03/01→	➡	→ 01/04		24.3220-1722.3	020458	Ø 20,64 GG
1.9 D (223ZXB1A)	46	03/01→						
1.3 D Multijet	55	10/05→01/10	➡			24.3220-1728.3	020509	Ø 20,64 ALU
1.3 JTD 16V Multijet	62	08/06→	➡	→ 01/10		24.3220-1728.3	020509	Ø 20,64 ALU
1.4	57	10/05→						
1.9 JTD Multijet	88	12/06→						
1.6 16V (223ZXD1A)	76	10/01→	➡	02/04→ 09/05		24.3220-1107.3	020218	AP Ø 20,64 GG
1.6 Natural Power	76	09/02→						
1.9 JTD	77	07/03→	➡	→ 01/04		24.3220-1722.3	020458	Ø 20,64 GG
1.9 JTD (223ZXE1A)	74	10/01→	➡	10/05→ 01/10		24.3220-1728.3	020509	Ø 20,64 ALU
Zubehörsatz, Bremsbacken								
1.2 (223ZXA1A)	48	03/01→	➡	→ 01/04		03.0137-9261.2	669261	
1.9 D (223ZXB1A)	46	03/01→						
1.3 D Multijet	55	10/05→01/10	➡			03.0137-9296.2	669296	
1.3 JTD 16V Multijet	62	08/06→	➡	→ 01/10		03.0137-9296.2	669296	
1.4	57	10/05→						
1.9 JTD Multijet	88	12/06→						
1.6 16V (223ZXD1A)	76	10/01→	➡	→ 01/04		03.0137-9261.2	669261	
1.6 Natural Power	76	09/02→						
1.9 JTD	77	07/03→	➡	10/05→ 01/10		03.0137-9296.2	669296	
1.9 JTD (223ZXE1A)	74	10/01→	➡	02/04→ 09/05		03.0137-9309.2	669309	AP
 Bremstrommel								
1.2 (223ZXA1A)	48	03/01→	➡	→ 09/05		24.0222-8018.1	480078	Ø 228,0 x 48 / 230
1.3 JTD 16V	51	05/04→12/06						
1.9 D (223ZXB1A)	46	03/01→						
1.3 D Multijet	55	10/05→01/10	➡			24.0222-8018.1	480078	Ø 228,0 x 48 / 230
1.3 JTD 16V Multijet	62	08/06→	➡	→ 01/10		24.0222-8018.1	480078	Ø 228,0 x 48 / 230
1.4	57	10/05→						
1.6 16V (223ZXD1A)	76	10/01→						
1.6 Natural Power	76	09/02→						
1.9 JTD	77	07/03→						
1.9 JTD (223ZXE1A)	74	10/01→						
1.9 JTD Multijet	88	12/06→						
 Bremsbackensatz								
1.2 (223ZXA1A)	48	03/01→	➡	→ 01/04		03.0137-0415.2	650415	Ø 228 x 42 + HEB
1.9 D (223ZXB1A)	46	03/01→						
1.3 D Multijet	55	10/05→01/10	➡			03.0137-0457.2	650457	AP Ø 228 x 42 + HEB
						03.0521-0320.3	690320	AP Ø 228 x 42 Ø 20,64 + RZ / + Zub TopKit
1.3 JTD 16V Multijet	62	08/06→	➡	→ 01/10		03.0137-0457.2	650457	AP Ø 228 x 42 + HEB
1.4	57	10/05→				03.0521-0320.3	690320	AP Ø 228 x 42 Ø 20,64 + RZ / + Zub TopKit
1.9 JTD Multijet	88	12/06→						
1.6 16V (223ZXD1A)	76	10/01→	➡	→ 01/04		03.0137-0415.2	650415	Ø 228 x 42 + HEB
1.6 Natural Power	76	09/02→						
1.9 JTD	77	07/03→	➡	10/05→ 01/10		03.0137-0457.2	650457	AP Ø 228 x 42 + HEB
1.9 JTD (223ZXE1A)	74	10/01→				03.0521-0320.3	690320	AP Ø 228 x 42 Ø 20,64 + RZ / + Zub TopKit
			➡	02/04→ 09/05		03.0137-0457.2	650457	AP Ø 228 x 42 + HEB
						03.0521-0220.3	690220	AP Ø 228 x 42 Ø 20,64 + RZ / + Zub TopKit
 Seilzug, Feststellbremse								
1.2 (223ZXA1A)	48	03/01→	➡	☑; → 01/10; Kasten/Kombi; Trommelbremse		24.3727-0558.2	580558	L= 1.736
1.6 16V (223ZXD1A)	76	10/01→						
1.6 Natural Power	76	09/02→	➡	☑; → 01/10; Bus; Trommelbremse		24.3727-0559.2	580559	L= 1.784
1.9 D (223ZXB1A)	46	03/01→						
1.9 JTD	77	07/03→	➡	☑; → 01/10; Kasten/Kombi; Trommelbremse		24.3727-0560.2	580560	L= 1.741
1.9 JTD (223ZXE1A)	74	10/01→	➡	☑; → 01/10; Bus; Trommelbremse		24.3727-0561.2	580561	L= 1.788
			➡	☑; → 01/10; Kasten/Kombi		24.3727-0570.2	580570	L= 2.140
			➡	☑; → 01/10; Kasten/Kombi		24.3727-0571.2	580571	L= 2.140








	kW					! #		
FIAT - DOBLO Cargo (223_) 11/00→								
 Seilzug, Feststellbremse								
1.2 (223ZX1A)	48	03/01→	➡	☑; → 01/10; Kasten/Kombi	2	24.3727-0572.2	580572	L= 2.137
1.6 16V (223ZXD1A)	76	10/01→	➡	☑; → 01/10; Bus		24.3727-0573.2	580573	L= 2.135
1.6 Natural Power	76	09/02→	➡					
1.9 D (223ZXB1A)	46	03/01→	➡	☑; → 01/10; Bus		24.3727-0574.2	580574	L= 2.120
1.9 JTD	77	07/03→						
1.9 JTD (223ZXE1A)	74	10/01→						
1.3 JTD 16V	51	05/04→12/06	➡	☑; Kasten/Kombi; Trommelbremse		24.3727-0558.2	580558	L= 1.736
			➡	☑; Bus; Trommelbremse		24.3727-0559.2	580559	L= 1.784
			➡	☑; Kasten/Kombi; Trommelbremse		24.3727-0560.2	580560	L= 1.741
			➡	☑; Bus; Trommelbremse		24.3727-0561.2	580561	L= 1.788
			➡	☑; Kasten/Kombi		24.3727-0570.2	580570	L= 2.140
			➡	☑; Kasten/Kombi		24.3727-0571.2	580571	L= 2.140
			➡	☑; Kasten/Kombi	2	24.3727-0572.2	580572	L= 2.137
			➡	☑; Bus		24.3727-0573.2	580573	L= 2.135
			➡	☑; Bus		24.3727-0574.2	580574	L= 2.120
1.4	57	10/05→	➡	☑; → 01/10; Kasten/Kombi; Trommelbremse		24.3727-0558.2	580558	L= 1.736
			➡	☑; 12/09→; Bus; → 01/10; Trommelbremse		24.3727-0559.2	580559	L= 1.784
			➡	☑; → 01/10; Kasten/Kombi; Trommelbremse		24.3727-0560.2	580560	L= 1.741
			➡	☑; 12/09→; Bus; → 01/10; Trommelbremse		24.3727-0561.2	580561	L= 1.788
			➡	☑; → 01/10; Kasten/Kombi		24.3727-0570.2	580570	L= 2.140
			➡	☑; → 01/10; Kasten/Kombi		24.3727-0571.2	580571	L= 2.140
			➡	☑; → 01/10; Kasten/Kombi	2	24.3727-0572.2	580572	L= 2.137
			➡	☑; 12/09→; Bus; → 01/10		24.3727-0573.2	580573	L= 2.135
			➡	☑; 12/09→; Bus; → 01/10		24.3727-0574.2	580574	L= 2.120
FIAT - DOBLO Großraumlimousine (119_, 223_) 03/01→								
 Radbremszylinder								
1.2 (223AXA1A)	48	03/01→	➡	→ 01/04		24.3220-1722.3	020458	Ø 20,64 GG
1.9 D (223AXB1A)	46	03/01→	➡					
1.3 D Multijet	62	10/05→	➡	→ 01/10		24.3220-1728.3	020509	Ø 20,64 ALU
1.4	57	10/05→						
1.9 D Multijet	88	10/05→						
1.6 16V (223AXD1A)	76	10/01→	➡	02/04→ 09/05		24.3220-1107.3	020218	AP Ø 20,64 GG
1.6 Natural Power	76	09/02→	➡					
1.9 JTD	77	07/03→	➡	→ 01/04		24.3220-1722.3	020458	Ø 20,64 GG
1.9 JTD (223AXE1A)	74	10/01→	➡	10/05→ 01/10		24.3220-1728.3	020509	Ø 20,64 ALU
Zubehörsatz, Bremsbacken								
1.2 (223AXA1A)	48	03/01→	➡	→ 01/04		03.0137-9261.2	669261	
1.9 D (223AXB1A)	46	03/01→	➡					
1.3 D Multijet	62	10/05→	➡	→ 01/10		03.0137-9296.2	669296	
1.4	57	10/05→						
1.9 D Multijet	88	10/05→						
1.6 16V (223AXD1A)	76	10/01→	➡	→ 01/04		03.0137-9261.2	669261	
1.6 Natural Power	76	09/02→	➡					
1.9 JTD	77	07/03→	➡	10/05→ 01/10		03.0137-9296.2	669296	
1.9 JTD (223AXE1A)	74	10/01→	➡	02/04→ 09/05		03.0137-9309.2	669309	AP
 Bremstrommel								
1.2 (223AXA1A)	48	03/01→	➡	→ 09/05		24.0222-8018.1	480078	Ø 228,0 x 48 / 230
1.9 D (223AXB1A)	46	03/01→	➡					
1.3 D Multijet	62	10/05→	➡	→ 01/10		24.0222-8018.1	480078	Ø 228,0 x 48 / 230
1.4	57	10/05→						
1.6 16V (223AXD1A)	76	10/01→						
1.6 Natural Power	76	09/02→						
1.9 D Multijet	88	10/05→						
1.9 JTD	77	07/03→						
1.9 JTD (223AXE1A)	74	10/01→						
1.3 JTD 16V	51	12/04→05/05	➡			24.0222-8018.1	480078	Ø 228,0 x 48 / 230
 Bremsbackensatz								
1.2 (223AXA1A)	48	03/01→	➡	→ 01/04		03.0137-0415.2	650415	Ø 228 x 42 + HEB
1.9 D (223AXB1A)	46	03/01→	➡					
1.3 D Multijet	62	10/05→	➡	→ 01/10		03.0137-0457.2	650457	AP Ø 228 x 42 + HEB
1.4	57	10/05→						








	kw					! #		
FIAT - DOBLO Großraumlimousine (119_, 223_) 03/01→								
 Bremsbackensatz								
1.9 D Multijet	88	10/05→	➔	→ 01/10			03.0521-0320.3 690320	AP Ø 228 x 42 Ø 20,64 + RZ / + Zub TopKit
1.6 16V (223AXD1A)	76	10/01→	➔	→ 01/04			03.0137-0415.2 650415	Ø 228 x 42 + HEB
1.6 Natural Power	76	09/02→	➔					
1.9 JTD	77	07/03→	➔	10/05→ 01/10			03.0137-0457.2 650457	AP Ø 228 x 42 + HEB
1.9 JTD (223AXE1A)	74	10/01→	➔				03.0521-0320.3 690320	AP Ø 228 x 42 Ø 20,64 + RZ / + Zub TopKit
			➔	02/04→ 09/05			03.0137-0457.2 650457	AP Ø 228 x 42 + HEB
							03.0521-0220.3 690220	AP Ø 228 x 42 Ø 20,64 + RZ / + Zub TopKit
 Seilzug, Feststellbremse								
1.2 (223AXA1A)	48	03/01→	➔	☐; → 01/10; Kasten/Kombi; Trommelbremse			24.3727-0558.2 580558	L= 1.736
1.6 16V (223AXD1A)	76	10/01→	➔	☐; → 01/10; Bus; Trommelbremse			24.3727-0559.2 580559	L= 1.784
1.6 Natural Power	76	09/02→	➔					
1.9 D (223AXB1A)	46	03/01→	➔	☐; → 01/10; Kasten/Kombi; Trommelbremse			24.3727-0560.2 580560	L= 1.741
1.9 JTD	77	07/03→	➔					
1.9 JTD (223AXE1A)	74	10/01→	➔	☐; → 01/10; Bus; Trommelbremse			24.3727-0561.2 580561	L= 1.788
			➔	☐; → 01/10; Kasten/Kombi			24.3727-0570.2 580570	L= 2.140
			➔	☐; → 01/10; Kasten/Kombi			24.3727-0571.2 580571	L= 2.140
			➔	☑; → 01/10; Kasten/Kombi	2		24.3727-0572.2 580572	L= 2.137
			➔	☐; → 01/10; Bus			24.3727-0573.2 580573	L= 2.135
			➔	☐; → 01/10; Bus			24.3727-0574.2 580574	L= 2.120
1.3 JTD 16V	51	12/04→05/05	➔	☐; Kasten/Kombi; Trommelbremse			24.3727-0558.2 580558	L= 1.736
			➔	☐; Bus; Trommelbremse			24.3727-0559.2 580559	L= 1.784
			➔	☐; Kasten/Kombi; Trommelbremse			24.3727-0560.2 580560	L= 1.741
			➔	☐; Bus; Trommelbremse			24.3727-0561.2 580561	L= 1.788
			➔	☐; Kasten/Kombi			24.3727-0570.2 580570	L= 2.140
			➔	☐; Kasten/Kombi			24.3727-0571.2 580571	L= 2.140
			➔	☑; Kasten/Kombi	2		24.3727-0572.2 580572	L= 2.137
			➔	☐; Bus			24.3727-0573.2 580573	L= 2.135
			➔	☐; Bus			24.3727-0574.2 580574	L= 2.120
1.4	57	10/05→	➔	☐; → 01/10; Kasten/Kombi; Trommelbremse			24.3727-0558.2 580558	L= 1.736
			➔	☐; 12/09→; Bus; → 01/10; Trommelbremse			24.3727-0559.2 580559	L= 1.784
			➔	☐; → 01/10; Kasten/Kombi; Trommelbremse			24.3727-0560.2 580560	L= 1.741
			➔	☐; 12/09→; Bus; → 01/10; Trommelbremse			24.3727-0561.2 580561	L= 1.788
			➔	☐; → 01/10; Kasten/Kombi			24.3727-0570.2 580570	L= 2.140
			➔	☐; → 01/10; Kasten/Kombi			24.3727-0571.2 580571	L= 2.140
			➔	☑; → 01/10; Kasten/Kombi	2		24.3727-0572.2 580572	L= 2.137
			➔	☐; 12/09→; Bus; → 01/10			24.3727-0573.2 580573	L= 2.135
			➔	☐; 12/09→; Bus; → 01/10			24.3727-0574.2 580574	L= 2.120
FIAT - DOBLO Kasten/Kombi (263_) 02/10→								
 Radbremszylinder								
1.3 D Multijet	55	11/13→	➔	Br.trommeldurchm.innen [Zoll]: 9			24.3220-1728.3 020509	Ø 20,64 ALU
1.3 D Multijet	59	03/16→	➔					
1.3 D Multijet	66	02/10→	➔	Br.trommeldurchm.innen [Zoll]: 10; für erhöhte Nutzlast			24.3225-1704.3 020541	Ø 25,4 ALU
1.3 D Multijet	70	03/16→						
1.4	70	02/10→						
1.4	88	10/11→						
1.4 Natural Power	88	06/10→						
1.6 D Multijet	66	02/10→						
1.6 D Multijet	74	02/10→						
1.6 D Multijet	77	02/10→						
1.6 D Multijet	88	02/16→						
2.0 D Multijet	99	02/10→						
Zubehörsatz, Bremsbacken								
1.3 D Multijet	55	11/13→	➔	Br.trommeldurchm.innen [Zoll]: 9			03.0137-9296.2 669296	
1.3 D Multijet	59	03/16→	➔					
1.3 D Multijet	66	02/10→	➔	Br.trommeldurchm.innen [Zoll]: 10			03.0137-9309.2 669309	AP
1.3 D Multijet	70	03/16→						














	kw					! #		
FIAT - DOBLO Kasten/Kombi (263_) 02/10→								
Zubehörsatz, Bremsbacken								
1.4	70	02/10→	➡	Br.trommeldurchm.innen [Zoll]: 9		03.0137-9296.2	669296	
1.4	88	10/11→						
1.4 Natural Power	88	06/10→	➡	Br.trommeldurchm.innen [Zoll]: 10		03.0137-9309.2	669309	AP
1.6 D Multijet	66	02/10→						
1.6 D Multijet	74	02/10→						
1.6 D Multijet	77	02/10→						
1.6 D Multijet	88	02/16→						
2.0 D Multijet	99	02/10→						
 Bremsbackensatz								
1.3 D Multijet	55	11/13→	➡	Br.trommeldurchm.innen [Zoll]: 9		03.0137-0457.2	650457	AP Ø 228 x 42 + HEB
1.3 D Multijet	59	03/16→				03.0521-0320.3	690320	AP Ø 228 x 42 Ø 20,64 + RZ / + Zub TopKit
1.3 D Multijet	66	02/10→						
1.3 D Multijet	70	03/16→						
1.4	70	02/10→	➡	Br.trommeldurchm.innen [Zoll]: 10		03.0137-0505.2	650505	AP Ø 254 x 57 + HEB
1.4	88	10/11→						
1.4 Natural Power	88	06/10→						
1.6 D Multijet	66	02/10→						
1.6 D Multijet	74	02/10→						
1.6 D Multijet	77	02/10→						
1.6 D Multijet	88	02/16→						
2.0 D Multijet	99	02/10→						
FIAT - DOBLO Kombi (263_) 11/09→								
 Radbremszylinder								
1.3 D Multijet (263AXC1A)	66	02/10→	➡	Br.trommeldurchm.innen [Zoll]: 9		24.3220-1728.3	020509	Ø 20,64 ALU
1.3 D Multijet (263AXU1A)	70	03/16→	➡	Br.trommeldurchm.innen [Zoll]: 10; für erhöhte Nutzlast		24.3225-1704.3	020541	Ø 25,4 ALU
1.4 (263AXA1A)	70	02/10→						
1.4 (263AXG1B, 263AXG1A)	88	10/11→						
1.4 Natural Power (263AXG1B)	88	02/10→						
1.6 D Multijet (263AXD1B)	77	01/10→						
1.6 D Multijet (263AXE1B)	74	03/16→						
1.6 D Multijet (263AXH1A, 263AXL11, 263AXH1B)	66	02/10→						
1.6 D Multijet (263AXN1B)	88	03/15→						
1.6 D Multijet (263AXP1B)	70	03/15→						
2.0 D Multijet (263AXF1B)	99	01/10→						
Zubehörsatz, Bremsbacken								
1.3 D Multijet (263AXC1A)	66	02/10→	➡	Br.trommeldurchm.innen [Zoll]: 9		03.0137-9296.2	669296	
1.3 D Multijet (263AXU1A)	70	03/16→	➡	Br.trommeldurchm.innen [Zoll]: 10		03.0137-9309.2	669309	AP
1.4 (263AXA1A)	70	02/10→						
1.4 (263AXG1B, 263AXG1A)	88	10/11→						
1.4 Natural Power (263AXG1B)	88	02/10→						
1.6 D Multijet (263AXD1B)	77	01/10→						
1.6 D Multijet (263AXE1B)	74	03/16→						
1.6 D Multijet (263AXH1A, 263AXL11, 263AXH1B)	66	02/10→						
1.6 D Multijet (263AXN1B)	88	03/15→						
1.6 D Multijet (263AXP1B)	70	03/15→						
2.0 D Multijet (263AXF1B)	99	01/10→						
 Bremsbackensatz								
1.3 D Multijet (263AXC1A)	66	02/10→	➡	Br.trommeldurchm.innen [Zoll]: 9		03.0137-0457.2	650457	AP Ø 228 x 42 + HEB
1.3 D Multijet (263AXU1A)	70	03/16→				03.0521-0320.3	690320	AP Ø 228 x 42 Ø 20,64 + RZ / + Zub TopKit
1.4 (263AXA1A)	70	02/10→	➡	Br.trommeldurchm.innen [Zoll]: 10		03.0137-0505.2	650505	AP Ø 254 x 57 + HEB
1.4 (263AXG1B, 263AXG1A)	88	10/11→						
↓								











	kw					! #		
FIAT - DOBLO Kombi (263_) 11/09→								
 Bremsbackensatz								
1.4 Natural Power (263AXG1B)	88	02/10→	➔	Br.trommeldurchm.innen [Zoll]: 9		03.0137-0457.2	650457	AP Ø 228 x 42 + HEB
1.6 D Multijet (263AXD1B)	77	01/10→				03.0521-0320.3	690320	AP Ø 228 x 42 Ø 20,64 + RZ / + Zub TopKit
1.6 D Multijet (263AXE1B)	74	03/16→	➔	Br.trommeldurchm.innen [Zoll]: 10		03.0137-0505.2	650505	AP Ø 254 x 57 + HEB
1.6 D Multijet (263AXH1A, 263AXL11, 263AXH1B)	66	02/10→						
1.6 D Multijet (263AXN1B)	88	03/15→						
1.6 D Multijet (263AXP1B)	70	03/15→						
2.0 D Multijet (263AXF1B)	99	01/10→						
FIAT - DOBLO Pritsche/Fahrgestell (263_) 02/10→								
 Radbremszylinder								
1.3 D Multijet	55	11/13→	➔	Br.trommeldurchm.innen [Zoll]: 9		24.3220-1728.3	020509	Ø 20,64 ALU
1.3 D Multijet	59	03/16→						
1.3 D Multijet	66	02/10→	➔	Br.trommeldurchm.innen [Zoll]: 10; für erhöhte Nutzlast		24.3225-1704.3	020541	Ø 25,4 ALU
1.3 D Multijet	70	03/16→						
1.4	70	04/10→						
1.4	88	10/11→						
1.4 Natural Power	88	06/10→						
1.6 D Multijet	66	02/10→						
1.6 D Multijet	74	02/11→						
1.6 D Multijet	77	02/10→						
1.6 D Multijet	88	02/16→						
2.0 D Multijet	99	02/10→						
Zubehörsatz, Bremsbacken								
1.3 D Multijet	55	11/13→	➔	Br.trommeldurchm.innen [Zoll]: 9		03.0137-9296.2	669296	
1.3 D Multijet	59	03/16→						
1.3 D Multijet	66	02/10→	➔	Br.trommeldurchm.innen [Zoll]: 10		03.0137-9309.2	669309	AP
1.3 D Multijet	70	03/16→						
1.4	70	04/10→						
1.4	88	10/11→						
1.4 Natural Power	88	06/10→						
1.6 D Multijet	66	02/10→						
1.6 D Multijet	74	02/11→						
1.6 D Multijet	77	02/10→						
1.6 D Multijet	88	02/16→						
2.0 D Multijet	99	02/10→						
 Bremsbackensatz								
1.3 D Multijet	55	11/13→	➔	Br.trommeldurchm.innen [Zoll]: 9		03.0137-0457.2	650457	AP Ø 228 x 42 + HEB
1.3 D Multijet	59	03/16→				03.0521-0320.3	690320	AP Ø 228 x 42 Ø 20,64 + RZ / + Zub TopKit
1.3 D Multijet	66	02/10→						
1.3 D Multijet	70	03/16→	➔	Br.trommeldurchm.innen [Zoll]: 10		03.0137-0505.2	650505	AP Ø 254 x 57 + HEB
1.4	70	04/10→						
1.4	88	10/11→						
1.4 Natural Power	88	06/10→						
1.6 D Multijet	66	02/10→						
1.6 D Multijet	74	02/11→						
1.6 D Multijet	77	02/10→						
1.6 D Multijet	88	02/16→						
2.0 D Multijet	99	02/10→						
FIAT - DUCATO Bus (230_) 03/94→04/02								
 Radbremszylinder								
1.9 D	50	04/98→04/02	➔	→ 10/01; Nutzlast [kg]: 1.000		24.3225-1701.3	020399	Ø 25,4 GG
1.9 D Combinato	51	06/95→04/02						
1.9 TD	66	04/98→04/02	➔	11/01→ 03/02; Nutzlast [kg]: 1.000		24.3226-1702.3	020469	Ø 26,99 GG
1.9 TD Combinato	59	08/94→04/02						
1.9 TD Panorama/Combinato	60	03/94→04/02						
2.0 4x4	80	11/94→11/01	➔	→ 10/01; Nutzlast ab [kg] 1.000 Nutzlast bis [kg] 1.400		24.3225-1701.3	020399	Ø 25,4 GG
			➔	11/01→; Nutzlast ab [kg] 1.000 Nutzlast bis [kg] 1.400		24.3226-1702.3	020469	Ø 26,99 GG
			➔	→ 10/01; Nutzlast [kg]: 1.800		24.3228-1701.3	020401	Ø 28,57 GG
2.0 JTD	62	10/01→04/02	➔	→ 03/02; Nutzlast [kg]: 1.400		24.3226-1702.3	020469	Ø 26,99 GG
2.0 Panorama/Combinato	80	03/94→04/02	➔	→ 10/01; Nutzlast ab [kg] 1.000 Nutzlast bis [kg] 1.400		24.3225-1701.3	020399	Ø 25,4 GG
			➔	11/01→ 03/02; Nutzlast ab [kg] 1.000 Nutzlast bis [kg] 1.400		24.3226-1702.3	020469	Ø 26,99 GG
			➔	→ 10/01; Nutzlast [kg]: 1.800		24.3228-1701.3	020401	Ø 28,57 GG
↓								







	kW			 	! #		
FIAT - DUCATO Bus (230_) 03/94→04/02							
 Radbremszylinder							
2.5 D Combinato	62	08/94→04/02	➡	→ 10/01; Nutzlast [kg]: 1.400		24.3225-1701.3 020399	Ø 25,4 GG
			➡	11/01→ 03/02; Nutzlast [kg]: 1.400		24.3226-1702.3 020469	Ø 26,99 GG
			➡	→ 10/01; Nutzlast [kg]: 1.800		24.3228-1701.3 020401	Ø 28,57 GG
2.5 TDI 4x4	85	04/97→04/02	➡	→ 10/01; Nutzlast [kg]: 1.400		24.3226-1702.3 020469	Ø 26,99 GG
			➡	11/01→ 03/02; Nutzlast [kg]: 1.400		24.3226-1702.3 020469	Ø 26,99 GG
2.5 TDI Panorama/ Combinato	80	07/94→04/02	➡	→ 10/01; Nutzlast [kg]: 1.400		24.3226-1702.3 020469	Ø 26,99 GG
2.5 TDI Panorama/ Combinato	85	03/94→04/02	➡	11/01→ 03/02; Nutzlast [kg]: 1.400		24.3226-1702.3 020469	Ø 26,99 GG
2.8 D	64	02/98→04/02	➡	→ 10/01; Nutzlast [kg]: 1.800		24.3228-1701.3 020401	Ø 28,57 GG
2.8 JTD	94	11/00→04/02					
2.8 JTD 4x4	94	11/00→04/02					
2.8 TDI	90	10/97→04/02					
2.8 TDI 4x4	90	07/99→04/02					
Zubehörsatz, Bremsbacken							
1.9 D	50	04/98→04/02	➡	→ 10/01; Nutzlast [kg]: 1.000		03.0137-9219.2 669219	TRW
1.9 D Combinato	51	06/95→04/02	➡	11/01→ 03/02; Nutzlast [kg]: 1.000		03.0137-9285.2 669285	AP
1.9 TD	66	04/98→04/02					
1.9 TD Combinato	59	08/94→04/02					
1.9 TD Panorama/ Combinato	60	03/94→04/02					
2.0 4x4	80	11/94→11/01	➡	→ 10/01; Nutzlast [kg]: 1.800		03.0137-9219.2 669219	TRW
			➡	→ 10/01; Nutzlast ab [kg] 1.000 Nutzlast bis [kg] 1.400		03.0137-9219.2 669219	TRW
			➡	11/01→; Nutzlast ab [kg] 1.000 Nutzlast bis [kg] 1.400		03.0137-9285.2 669285	AP
2.0 JTD	62	10/01→04/02	➡	→ 03/02; Nutzlast [kg]: 1.400		03.0137-9285.2 669285	AP
2.0 Panorama/Combi- nato	80	03/94→04/02	➡	→ 10/01; Nutzlast [kg]: 1.800		03.0137-9219.2 669219	TRW
			➡	→ 10/01; Nutzlast ab [kg] 1.000 Nutzlast bis [kg] 1.400		03.0137-9219.2 669219	TRW
			➡	11/01→ 03/02; Nutzlast ab [kg] 1.000 Nutzlast bis [kg] 1.400		03.0137-9285.2 669285	AP
2.5 D Combinato	62	08/94→04/02	➡	→ 10/01; Nutzlast [kg]: 1.400		03.0137-9219.2 669219	TRW
2.5 TDI Panorama/ Combinato	80	07/94→04/02	➡	→ 10/01; Nutzlast [kg]: 1.800		03.0137-9219.2 669219	TRW
2.5 TDI Panorama/ Combinato	85	03/94→04/02	➡	11/01→ 03/02; Nutzlast [kg]: 1.400		03.0137-9285.2 669285	AP
2.8 D	64	02/98→04/02					
2.8 JTD	94	11/00→04/02					
2.8 JTD 4x4	94	11/00→04/02					
2.8 TDI	90	10/97→04/02					
2.8 TDI 4x4	90	07/99→04/02					
2.5 TDI 4x4	85	04/97→04/02	➡	→ 10/01; Nutzlast [kg]: 1.400		03.0137-9219.2 669219	TRW
			➡	11/01→ 03/02; Nutzlast [kg]: 1.400		03.0137-9285.2 669285	AP
 Bremstrommel							
1.9 D	50	04/98→04/02	➡	→ 03/02; Nutzlast [kg]: 1.000		24.0225-4002.1 480048	Ø 254,0 x 64,4 / 255,6
1.9 D Combinato	51	06/95→04/02					
1.9 TD	66	04/98→04/02					
1.9 TD Combinato	59	08/94→04/02					
1.9 TD Panorama/ Combinato	60	03/94→04/02					
2.0 4x4	80	11/94→11/01	➡	Nutzlast ab [kg] 1.000 Nutzlast bis [kg] 1.400		24.0225-4002.1 480048	Ø 254,0 x 64,4 / 255,6
			➡	→ 10/01; Nutzlast [kg]: 1.800		24.0225-4005.1 480070	Ø 254,0 x 64,5 / 255,6
2.0 JTD	62	10/01→04/02	➡	→ 03/02; Nutzlast [kg]: 1.400		24.0225-4002.1 480048	Ø 254,0 x 64,4 / 255,6
2.5 TDI 4x4	85	04/97→04/02	➡	→ 03/02; Nutzlast [kg]: 1.400		24.0225-4002.1 480048	Ø 254,0 x 64,4 / 255,6
2.0 Panorama/Combi- nato	80	03/94→04/02	➡	→ 03/02; Nutzlast ab [kg] 1.000 Nutzlast bis [kg] 1.400		24.0225-4002.1 480048	Ø 254,0 x 64,4 / 255,6
			➡	→ 10/01; Nutzlast [kg]: 1.800		24.0225-4005.1 480070	Ø 254,0 x 64,5 / 255,6
2.5 D Combinato	62	08/94→04/02	➡	→ 03/02; Nutzlast [kg]: 1.400		24.0225-4002.1 480048	Ø 254,0 x 64,4 / 255,6
2.5 TDI Panorama/ Combinato	80	07/94→04/02	➡	→ 10/01; Nutzlast [kg]: 1.800		24.0225-4005.1 480070	Ø 254,0 x 64,5 / 255,6
2.5 TDI Panorama/ Combinato	85	03/94→04/02					
2.8 D	64	02/98→04/02					
2.8 JTD	94	11/00→04/02					
2.8 JTD 4x4	94	11/00→04/02					
2.8 TDI	90	10/97→04/02					
2.8 TDI 4x4	90	07/99→04/02					
↓							










	kw			 	! #		
FIAT - DUCATO Bus (230_) 03/94→04/02							
Bremsbackensatz							
1.9 D	50	04/98→04/02	➡	→ 10/01; Nutzlast [kg]: 1.000; nicht für Wohnmobile	03.0137-0333.2	650333	TRW Ø 254 x 57 + HEB
1.9 D Combinato	51	06/95→04/02			03.0520-0925.3	690925	TRW Ø 254 x 57 Ø 25,4 + RZ / + Zub TopKit
1.9 TD	66	04/98→04/02					
1.9 TD Combinato	59	08/94→04/02					
1.9 TD Panorama/Combinato	60	03/94→04/02	➡	11/01→ 03/02; Nutzlast [kg]: 1.000; nicht für Wohnmobile	03.0137-0432.2	650432	AP Ø 254 x 57 + HEB
					03.0520-0326.3	690326	AP Ø 254 x 57 Ø 26,99 + RZ / + Zub TopKit
2.0 4x4	80	11/94→11/01	➡	→ 10/01; Nutzlast ab [kg] 1.000 Nutzlast bis [kg] 1.400; nicht für Wohnmobile	03.0137-0333.2	650333	TRW Ø 254 x 57 + HEB
					03.0520-0925.3	690925	TRW Ø 254 x 57 Ø 25,4 + RZ / + Zub TopKit
			➡	→ 10/01; Nutzlast [kg]: 1.800; nicht für Wohnmobile	03.0137-0334.2	650334	TRW Ø 254 x 57 + HEB
					03.0520-0728.3	690728	TRW Ø 254 x 57 Ø 28,57 + RZ / + Zub TopKit
			➡	11/01→; Nutzlast ab [kg] 1.000 Nutzlast bis [kg] 1.400; nicht für Wohnmobile	03.0137-0432.2	650432	AP Ø 254 x 57 + HEB
					03.0520-0326.3	690326	AP Ø 254 x 57 Ø 26,99 + RZ / + Zub TopKit
2.0 JTD	62	10/01→04/02	➡	→ 03/02; Nutzlast [kg]: 1.400; nicht für Wohnmobile	03.0137-0432.2	650432	AP Ø 254 x 57 + HEB
					03.0520-0326.3	690326	AP Ø 254 x 57 Ø 26,99 + RZ / + Zub TopKit
2.0 Panorama/Combinato	80	03/94→04/02	➡	→ 10/01; Nutzlast ab [kg] 1.000 Nutzlast bis [kg] 1.400; nicht für Wohnmobile	03.0137-0333.2	650333	TRW Ø 254 x 57 + HEB
					03.0520-0925.3	690925	TRW Ø 254 x 57 Ø 25,4 + RZ / + Zub TopKit
			➡	→ 10/01; Nutzlast [kg]: 1.800; nicht für Wohnmobile	03.0137-0334.2	650334	TRW Ø 254 x 57 + HEB
					03.0520-0728.3	690728	TRW Ø 254 x 57 Ø 28,57 + RZ / + Zub TopKit
			➡	11/01→ 03/02; Nutzlast ab [kg] 1.000 Nutzlast bis [kg] 1.400; nicht für Wohnmobile	03.0137-0432.2	650432	AP Ø 254 x 57 + HEB
					03.0520-0326.3	690326	AP Ø 254 x 57 Ø 26,99 + RZ / + Zub TopKit
2.5 D Combinato	62	08/94→04/02	➡	→ 10/01; Nutzlast [kg]: 1.400; nicht für Wohnmobile	03.0137-0333.2	650333	TRW Ø 254 x 57 + HEB
					03.0520-0925.3	690925	TRW Ø 254 x 57 Ø 25,4 + RZ / + Zub TopKit
			➡	→ 10/01; Nutzlast [kg]: 1.800; nicht für Wohnmobile	03.0137-0334.2	650334	TRW Ø 254 x 57 + HEB
					03.0520-0728.3	690728	TRW Ø 254 x 57 Ø 28,57 + RZ / + Zub TopKit
			➡	11/01→ 03/02; Nutzlast [kg]: 1.400; nicht für Wohnmobile	03.0137-0432.2	650432	AP Ø 254 x 57 + HEB
					03.0520-0326.3	690326	AP Ø 254 x 57 Ø 26,99 + RZ / + Zub TopKit
2.5 TDI 4x4	85	04/97→04/02	➡	→ 10/01; Nutzlast [kg]: 1.400; nicht für Wohnmobile	03.0137-0333.2	650333	TRW Ø 254 x 57 + HEB
					03.0520-0226.3	690226	TRW Ø 254 x 57 Ø 26,99 + RZ / + Zub TopKit
			➡	11/01→ 03/02; Nutzlast [kg]: 1.400; nicht für Wohnmobile	03.0137-0432.2	650432	AP Ø 254 x 57 + HEB
					03.0520-0326.3	690326	AP Ø 254 x 57 Ø 26,99 + RZ / + Zub TopKit
2.5 TDI Panorama/Combinato	80	07/94→04/02	➡	→ 10/01; Nutzlast [kg]: 1.400; nicht für Wohnmobile	03.0137-0333.2	650333	TRW Ø 254 x 57 + HEB
2.5 TDI Panorama/Combinato	85	03/94→04/02			03.0520-0226.3	690226	TRW Ø 254 x 57 Ø 26,99 + RZ / + Zub TopKit
2.8 D	64	02/98→04/02	➡	→ 10/01; Nutzlast [kg]: 1.800; nicht für Wohnmobile	03.0137-0334.2	650334	TRW Ø 254 x 57 + HEB
2.8 JTD	94	11/00→04/02			03.0520-0728.3	690728	TRW Ø 254 x 57 Ø 28,57 + RZ / + Zub TopKit
2.8 JTD 4x4	94	11/00→04/02					
2.8 TDI	90	10/97→04/02					
2.8 TDI 4x4	90	07/99→04/02	➡	11/01→ 03/02; Nutzlast [kg]: 1.400; nicht für Wohnmobile	03.0137-0432.2	650432	AP Ø 254 x 57 + HEB
					03.0520-0326.3	690326	AP Ø 254 x 57 Ø 26,99 + RZ / + Zub TopKit
Bremsbackensatz, Feststellbremse							
2.0 4x4	80	11/94→11/01	➡	11/01→; Nutzlast [kg]: 1.800; - Stützlager	03.0137-4002.2	654002	Ø 172 x 42 + Zub
2.0 JTD	62	10/01→04/02	➡	→ 03/02; Nutzlast [kg]: 1.800; - Stützlager	03.0137-4002.2	654002	Ø 172 x 42 + Zub
2.0 Panorama/Combinato	80	03/94→04/02	➡	11/01→ 03/02; Nutzlast [kg]: 1.800; - Stützlager	03.0137-4002.2	654002	Ø 172 x 42 + Zub
2.5 D Combinato	62	08/94→04/02					
2.5 TDI Panorama/Combinato	80	07/94→04/02					
2.5 TDI Panorama/Combinato	85	03/94→04/02					
2.8 D	64	02/98→04/02					
2.8 JTD	94	11/00→04/02					
2.8 JTD 4x4	94	11/00→04/02					
2.8 TDI	90	10/97→04/02					
2.8 TDI 4x4	90	07/99→04/02					
↓							








	kw			 	! #		
FIAT - DUCATO Bus (230_) 03/94→04/02							
Seilzug, Feststellbremse							
1.9 D	50	04/98→04/02	←	↑; 10/99→ 10/01; Nutzlast [kg]: 1.000; Trommelbremse	1	24.3727-0300.2 580300	L= 1.078
1.9 D Combinato	51	06/95→04/02					
1.9 TD	66	04/98→04/02	←	↑; → 03/02; Nutzlast [kg]: 1.000; Scheibenbremse	1	24.3727-0300.2 580300	L= 1.078
1.9 TD Combinato	59	08/94→04/02					
1.9 TD Panorama/ Combinato	60	03/94→04/02	←	↑; 11/01→ 03/02; Nutzlast [kg]: 1.000; Trommelbremse	1	24.3727-0300.2 580300	L= 1.078
			←	↑; → 09/99; Nutzlast [kg]: 1.000; Trommelbremse	1	24.3727-0300.2 580300	L= 1.078
			→	↓; → 03/02; Nutzlast [kg]: 1.000; Scheibenbremse	1	24.3727-0340.2 580340	L= 3.025
			→	↓; 11/01→ 03/02; Nutzlast [kg]: 1.000; Trommelbremse	1	24.3727-0343.2 580343	L= 2.827
			→	↓; 10/99→ 10/01; Nutzlast [kg]: 1.000; Trommelbremse	1	24.3727-0344.2 580344	L= 2.806
			→	↓; → 09/99; Nutzlast [kg]: 1.000; Trommelbremse	1	24.3727-0345.2 580345	L= 3.045
2.0 4x4	80	11/94→11/01	←	↑; 11/01→; Nutzlast ab [kg] 1.000 Nutzlast bis [kg] 1.800; Trommelbremse	1	24.3727-0300.2 580300	L= 1.078
			←	↑; 10/99→ 10/01; Nutzlast ab [kg] 1.000 Nutzlast bis [kg] 1.800; Trommelbremse	1	24.3727-0300.2 580300	L= 1.078
			←	↑; Nutzlast ab [kg] 1.000 Nutzlast bis [kg] 1.800; Scheibenbremse	1	24.3727-0300.2 580300	L= 1.078
			←	↑; → 09/99; Nutzlast ab [kg] 1.000 Nutzlast bis [kg] 1.800; Trommelbremse	1	24.3727-0300.2 580300	L= 1.078
			→	↓; Nutzlast ab [kg] 1.000 Nutzlast bis [kg] 1.800; Scheibenbremse	1	24.3727-0340.2 580340	L= 3.025
			→	↓; 11/01→; Nutzlast ab [kg] 1.000 Nutzlast bis [kg] 1.800; Trommelbremse	1	24.3727-0343.2 580343	L= 2.827
			→	↓; 10/99→ 10/01; Nutzlast ab [kg] 1.000 Nutzlast bis [kg] 1.800; Trommelbremse	1	24.3727-0344.2 580344	L= 2.806
			→	↓; → 09/99; Nutzlast ab [kg] 1.000 Nutzlast bis [kg] 1.800; Trommelbremse	1	24.3727-0345.2 580345	L= 3.045
2.0 JTD	62	10/01→04/02	←	↑; → 03/02; Nutzlast ab [kg] 1.400 Nutzlast bis [kg] 1.800; Trommelbremse	1	24.3727-0300.2 580300	L= 1.078
			←	↑; → 03/02; Nutzlast ab [kg] 1.400 Nutzlast bis [kg] 1.800; Scheibenbremse	1	24.3727-0300.2 580300	L= 1.078
			→	↓; → 03/02; Nutzlast ab [kg] 1.400 Nutzlast bis [kg] 1.800; Scheibenbremse	1	24.3727-0340.2 580340	L= 3.025
			→	↓; → 03/02; Nutzlast ab [kg] 1.400 Nutzlast bis [kg] 1.800; Trommelbremse	1	24.3727-0343.2 580343	L= 2.827
2.0 Panorama/Combinato	80	03/94→04/02	←	↑; 11/01→ 03/02; Nutzlast ab [kg] 1.000 Nutzlast bis [kg] 1.800; Trommelbremse	1	24.3727-0300.2 580300	L= 1.078
			←	↑; 10/99→ 10/01; Nutzlast ab [kg] 1.000 Nutzlast bis [kg] 1.800; Trommelbremse	1	24.3727-0300.2 580300	L= 1.078
			←	↑; → 09/99; Nutzlast ab [kg] 1.000 Nutzlast bis [kg] 1.800; Trommelbremse	1	24.3727-0300.2 580300	L= 1.078
			←	↑; → 03/02; Nutzlast ab [kg] 1.000 Nutzlast bis [kg] 1.800; Scheibenbremse	1	24.3727-0300.2 580300	L= 1.078
			→	↓; → 03/02; Nutzlast ab [kg] 1.000 Nutzlast bis [kg] 1.800; Scheibenbremse	1	24.3727-0340.2 580340	L= 3.025
			→	↓; 11/01→ 03/02; Nutzlast ab [kg] 1.000 Nutzlast bis [kg] 1.800; Trommelbremse	1	24.3727-0343.2 580343	L= 2.827
			→	↓; 10/99→ 10/01; Nutzlast ab [kg] 1.000 Nutzlast bis [kg] 1.800; Trommelbremse	1	24.3727-0344.2 580344	L= 2.806
			→	↓; → 09/99; Nutzlast ab [kg] 1.000 Nutzlast bis [kg] 1.800; Trommelbremse	1	24.3727-0345.2 580345	L= 3.045
2.5 D Combinato	62	08/94→04/02	←	↑; → 09/99; Nutzlast ab [kg] 1.400 Nutzlast bis [kg] 1.800; Trommelbremse	1	24.3727-0300.2 580300	L= 1.078
2.5 TDI 4x4	85	04/97→04/02					
2.5 TDI Panorama/ Combinato	80	07/94→04/02	←	↑; 11/01→ 03/02; Nutzlast ab [kg] 1.400 Nutzlast bis [kg] 1.800; Trommelbremse	1	24.3727-0300.2 580300	L= 1.078
2.5 TDI Panorama/ Combinato	85	03/94→04/02	←	↑; → 03/02; Nutzlast ab [kg] 1.400 Nutzlast bis [kg] 1.800; Scheibenbremse	1	24.3727-0300.2 580300	L= 1.078
2.8 D	64	02/98→04/02					
2.8 TDI	90	10/97→04/02	←	↑; 10/99→ 10/01; Nutzlast ab [kg] 1.400 Nutzlast bis [kg] 1.800; Trommelbremse	1	24.3727-0300.2 580300	L= 1.078
2.8 TDI 4x4	90	07/99→04/02	→	↓; → 03/02; Nutzlast ab [kg] 1.400 Nutzlast bis [kg] 1.800; Scheibenbremse	1	24.3727-0340.2 580340	L= 3.025
			→	↓; 11/01→ 03/02; Nutzlast ab [kg] 1.400 Nutzlast bis [kg] 1.800; Trommelbremse	1	24.3727-0343.2 580343	L= 2.827
			→	↓; 10/99→ 10/01; Nutzlast ab [kg] 1.400 Nutzlast bis [kg] 1.800; Trommelbremse	1	24.3727-0344.2 580344	L= 2.806
			→	↓; → 09/99; Nutzlast ab [kg] 1.400 Nutzlast bis [kg] 1.800; Trommelbremse	1	24.3727-0345.2 580345	L= 3.045
↓							










	kw					! #		
FIAT - DUCATO Bus (230_) 03/94→04/02								
 Seilzug, Feststellbremse								
2.8 JTD 2.8 JTD 4x4	94 94	11/00→04/02 11/00→04/02	←	↑; 11/01→ 03/02; Nutzlast ab [kg] 1.400 Nutzlast bis [kg] 1.800; Trommelbremse	1	24.3727-0300.2	580300	L= 1.078
			←	↑; → 10/01; Nutzlast ab [kg] 1.400 Nutzlast bis [kg] 1.800; Trommelbremse	1	24.3727-0300.2	580300	L= 1.078
			←	↑; → 03/02; Nutzlast ab [kg] 1.400 Nutzlast bis [kg] 1.800; Scheibenbremse	1	24.3727-0300.2	580300	L= 1.078
			→	↓; → 03/02; Nutzlast ab [kg] 1.400 Nutzlast bis [kg] 1.800; Scheibenbremse	1	24.3727-0340.2	580340	L= 3.025
			→	↓; 11/01→ 03/02; Nutzlast ab [kg] 1.400 Nutzlast bis [kg] 1.800; Trommelbremse	1	24.3727-0343.2	580343	L= 2.827
			→	↓; → 10/01; Nutzlast ab [kg] 1.400 Nutzlast bis [kg] 1.800; Trommelbremse	1	24.3727-0344.2	580344	L= 2.806
FIAT - DUCATO Bus (244_) 04/02→								
 Radbremszylinder								
2.0 2.0 Bipower 2.0 JTD 2.3 JTD 2.8 JTD 2.8 JTD 4x4	81 81 62 81 94 94	04/02→ 11/02→ 04/02→ 04/02→ 04/02→ 07/02→	→	→ 07/06; Nutzlast ab [kg] 1.100 Nutzlast bis [kg] 1.500		24.3226-1702.3	020469	Ø 26,99 GG
2.0 4x4 2.8 JTD	81 107	05/02→07/06 04/04→07/06	→	Nutzlast ab [kg] 1.100 Nutzlast bis [kg] 1.500		24.3226-1702.3	020469	Ø 26,99 GG
Zubehörsatz, Bremsbacken								
2.0 2.0 Bipower 2.0 JTD 2.3 JTD 2.8 JTD 2.8 JTD 4x4	81 81 62 81 94 94	04/02→ 11/02→ 04/02→ 04/02→ 04/02→ 07/02→	→	→ 07/06; Nutzlast ab [kg] 1.100 Nutzlast bis [kg] 1.500		03.0137-9285.2	669285	AP
2.0 4x4 2.8 JTD	81 107	05/02→07/06 04/04→07/06	→	Nutzlast ab [kg] 1.100 Nutzlast bis [kg] 1.500		03.0137-9285.2	669285	AP
 Bremsstrommel								
2.0 2.0 Bipower 2.0 JTD 2.3 JTD 2.8 JTD 2.8 JTD 4x4	81 81 62 81 94 94	04/02→ 11/02→ 04/02→ 04/02→ 04/02→ 07/02→	→	→ 07/06; Nutzlast ab [kg] 1.100 Nutzlast bis [kg] 1.500		24.0225-4002.1	480048	Ø 254,0 x 64,4 / 255,6
2.0 4x4 2.8 JTD	81 107	05/02→07/06 04/04→07/06	→	Nutzlast ab [kg] 1.100 Nutzlast bis [kg] 1.500		24.0225-4002.1	480048	Ø 254,0 x 64,4 / 255,6
 Bremsbackensatz								
2.0 2.0 Bipower 2.0 JTD 2.3 JTD 2.8 JTD 2.8 JTD 4x4	81 81 62 81 94 94	04/02→ 11/02→ 04/02→ 04/02→ 04/02→ 07/02→	→	→ 07/06; Nutzlast ab [kg] 1.100 Nutzlast bis [kg] 1.500; nicht für Wohnmobile		03.0137-0432.2 03.0520-0326.3	650432 690326	AP Ø 254 x 57 + HEB AP Ø 254 x 57 Ø 26,99 + RZ / + Zub TopKit
2.0 4x4 2.8 JTD	81 107	05/02→07/06 04/04→07/06	→	Nutzlast ab [kg] 1.100 Nutzlast bis [kg] 1.500; nicht für Wohnmobile		03.0137-0432.2 03.0520-0326.3	650432 690326	AP Ø 254 x 57 + HEB AP Ø 254 x 57 Ø 26,99 + RZ / + Zub TopKit
 Bremsbackensatz, Feststellbremse								
2.0 2.0 Bipower 2.0 JTD 2.3 JTD 2.8 JTD 2.8 JTD 4x4	81 81 62 81 94 94	04/02→ 11/02→ 04/02→ 04/02→ 04/02→ 07/02→	→	→ 07/06; Nutzlast ab [kg] 1.100 Nutzlast bis [kg] 1.800; - Stützlager		03.0137-4002.2	654002	Ø 172 x 42 + Zub
2.0 4x4 2.8 JTD	81 107	05/02→07/06 04/04→07/06	→	Nutzlast ab [kg] 1.100 Nutzlast bis [kg] 1.800; - Stützlager		03.0137-4002.2	654002	Ø 172 x 42 + Zub
 Seilzug, Feststellbremse								
2.0 2.0 Bipower 2.0 JTD 2.3 JTD 2.8 JTD	81 81 62 81 94	04/02→ 11/02→ 04/02→ 04/02→ 04/02→	←	↑; → 07/06; Nutzlast ab [kg] 1.100 Nutzlast bis [kg] 1.800; Scheiben/Trommel	1	24.3727-0300.2	580300	L= 1.078
			→	↓; → 07/06; Nutzlast ab [kg] 1.100 Nutzlast bis [kg] 1.800; Trommelbremse	1	24.3727-0343.2	580343	L= 2.827
2.0 4x4 2.8 JTD	81 107	05/02→07/06 04/04→07/06	←	↑; Nutzlast ab [kg] 1.100 Nutzlast bis [kg] 1.800; Scheiben/Trommel	1	24.3727-0300.2	580300	L= 1.078
			→	↓; Nutzlast ab [kg] 1.100 Nutzlast bis [kg] 1.800; Trommelbremse	1	24.3727-0343.2	580343	L= 2.827
↓								







	kw			 	! #		
FIAT - DUCATO Bus (244_) 04/02→							
 Seilzug, Feststellbremse							
2.8 JTD 4x4	94	07/02→	←	↑; → 07/06; Nutzlast ab [kg] 1.100 Nutzlast bis [kg] 1.800; Scheiben/Trommel	1	24.3727-0562.2 580562	L= 1.059
			→	↓; → 07/06; Nutzlast ab [kg] 1.100 Nutzlast bis [kg] 1.800; Trommelbremse	1	24.3727-0343.2 580343	L= 2.827
FIAT - DUCATO Bus (250_, 290_) 07/06→							
 Bremsbackensatz, Feststellbremse							
100 Multijet 2,2 D	74	07/06→05/11	→			03.0137-4004.2 654004	Ø 172 x 42 + Zub
110 Multijet 2,3 D	83	10/11→					
115 Multijet 2,0 D	85	06/11→					
120 Multijet 2,3 D	88	07/06→					
130 Multijet 2,3 D	96	06/11→					
140 Multijet 3,0 D	103	07/06→07/14					
140 Natural Power	100	04/09→					
150 Multijet 2,3 D	109	06/11→					
150 Multijet 3,0 D	107	04/10→					
160 Multijet 3,0 D	115	10/06→					
160 Multijet 3,0 D	116	07/06→					
180 Multijet 3,0 D	130	06/11→					
150 Multijet 2,3 D	110	04/15→	→	12/15→		03.0137-4004.2 654004	Ø 172 x 42 + Zub
FIAT - DUCATO Kasten (230_) 03/94→05/05							
 Radbremszylinder							
1.9 D	50	04/98→04/02	→	→ 10/01; Nutzlast [kg]: 1.000		24.3225-1701.3 020399	Ø 25,4 GG
1.9 D	51	03/94→04/02					
1.9 TD	60	03/94→04/02	→	11/01→ 03/02; Nutzlast [kg]: 1.000		24.3226-1702.3 020469	Ø 26,99 GG
1.9 TD	66	04/98→04/02					
1.9 TD CAT	59	08/94→04/02					
2.0	80	03/94→04/02	→	→ 10/01; Nutzlast ab [kg] 1.000 Nutzlast bis [kg] 1.400		24.3225-1701.3 020399	Ø 25,4 GG
2.0 4x4	80	11/94→04/02	→	11/01→ 03/02; Nutzlast ab [kg] 1.000 Nutzlast bis [kg] 1.400		24.3226-1702.3 020469	Ø 26,99 GG
			→	→ 10/01; Nutzlast [kg]: 1.800		24.3228-1701.3 020401	Ø 28,57 GG
2.5 D	62	03/94→04/02	→	→ 10/01; Nutzlast [kg]: 1.400		24.3225-1701.3 020399	Ø 25,4 GG
2.5 D 4x4	62	03/94→04/02	→	11/01→ 03/02; Nutzlast [kg]: 1.400		24.3226-1702.3 020469	Ø 26,99 GG
			→	→ 10/01; Nutzlast [kg]: 1.800		24.3228-1701.3 020401	Ø 28,57 GG
2.5 TDI	80	03/94→04/02	→	→ 10/01; Nutzlast [kg]: 1.400		24.3226-1702.3 020469	Ø 26,99 GG
2.5 TDI	85	03/94→04/02					
2.5 TDI 4x4	85	05/98→04/02	→	11/01→ 03/02; Nutzlast [kg]: 1.400		24.3226-1702.3 020469	Ø 26,99 GG
2.8 D	64	05/98→04/02	→	→ 10/01; Nutzlast [kg]: 1.800		24.3228-1701.3 020401	Ø 28,57 GG
2.8 D 4x4	64	08/98→04/02					
2.8 JTD	94	11/00→04/02					
2.8 JTD 4x4	94	11/00→04/02					
2.8 TDI	90	10/97→04/02					
2.8 TDI 4x4	90	06/99→04/02					
Zubehörsatz, Bremsbacken							
1.9 D	50	04/98→04/02	→	→ 10/01; Nutzlast [kg]: 1.000		03.0137-9219.2 669219	TRW
1.9 D	51	03/94→04/02					
1.9 TD	60	03/94→04/02	→	11/01→ 03/02; Nutzlast [kg]: 1.000		03.0137-9285.2 669285	AP
1.9 TD	66	04/98→04/02					
1.9 TD CAT	59	08/94→04/02					
2.0	80	03/94→04/02	→	→ 10/01; Nutzlast [kg]: 1.800		03.0137-9219.2 669219	TRW
2.0 4x4	80	11/94→04/02	→	→ 10/01; Nutzlast ab [kg] 1.000 Nutzlast bis [kg] 1.400		03.0137-9219.2 669219	TRW
			→	11/01→ 03/02; Nutzlast ab [kg] 1.000 Nutzlast bis [kg] 1.400		03.0137-9285.2 669285	AP
2.5 D	62	03/94→04/02	→	→ 10/01; Nutzlast [kg]: 1.400		03.0137-9219.2 669219	TRW
2.5 D 4x4	62	03/94→04/02					
2.5 TDI	80	03/94→04/02	→	→ 10/01; Nutzlast [kg]: 1.800		03.0137-9219.2 669219	TRW
2.5 TDI	85	03/94→04/02	→	11/01→ 03/02; Nutzlast [kg]: 1.400		03.0137-9285.2 669285	AP
2.5 TDI 4x4	85	05/98→04/02					
2.8 D	64	05/98→04/02					
2.8 D 4x4	64	08/98→04/02					
2.8 JTD	94	11/00→04/02					
2.8 JTD 4x4	94	11/00→04/02					
2.8 TDI	90	10/97→04/02					
2.8 TDI 4x4	90	06/99→04/02					
Bremstrommel							
1.9 D	50	04/98→04/02	→	→ 03/02; Nutzlast [kg]: 1.000		24.0225-4002.1 480048	Ø 254,0 x 64,4 / 255,6
1.9 D	51	03/94→04/02					
1.9 TD	60	03/94→04/02					
1.9 TD	66	04/98→04/02					
1.9 TD CAT	59	08/94→04/02					
↓							












	kw				! #		
FIAT - DUCATO Kasten (230_) 03/94→05/05							
Bremstrommel							
2.0 2.0 4x4	80 80	03/94→04/02 11/94→04/02	➡	→ 03/02; Nutzlast ab [kg] 1.000 Nutzlast bis [kg] 1.400		24.0225-4002.1 480048	Ø 254,0 x 64,4 / 255,6
			➡	→ 10/01; Nutzlast [kg]: 1.800		24.0225-4005.1 480070	Ø 254,0 x 64,5 / 255,6
2.5 D 2.5 D 4x4	62 62	03/94→04/02 03/94→04/02	➡	→ 03/02; Nutzlast [kg]: 1.400		24.0225-4002.1 480048	Ø 254,0 x 64,4 / 255,6
2.5 TDI 2.5 TDI 2.5 TDI 4x4	80 85 85	03/94→04/02 03/94→04/02 05/98→04/02	➡	→ 10/01; Nutzlast [kg]: 1.800		24.0225-4005.1 480070	Ø 254,0 x 64,5 / 255,6
2.8 D 2.8 D 4x4 2.8 JTD 2.8 JTD 4x4 2.8 TDI 2.8 TDI 4x4	64 64 94 94 90 90	05/98→04/02 08/98→04/02 11/00→04/02 11/00→04/02 10/97→04/02 06/99→04/02					
Bremsbackensatz							
1.9 D 1.9 D 1.9 TD 1.9 TD 1.9 TD CAT	50 51 60 66 59	04/98→04/02 03/94→04/02 03/94→04/02 04/98→04/02 08/94→04/02	➡	→ 10/01; Nutzlast [kg]: 1.000; nicht für Wohnmobile		03.0137-0333.2 650333 03.0520-0925.3 690925	TRW Ø 254 x 57 + HEB TRW Ø 254 x 57 Ø 25,4 + RZ / + Zub TopKit
			➡	11/01→ 03/02; Nutzlast [kg]: 1.000; nicht für Wohnmobile		03.0137-0432.2 650432 03.0520-0326.3 690326	AP Ø 254 x 57 + HEB AP Ø 254 x 57 Ø 26,99 + RZ / + Zub TopKit
2.0 2.0 4x4	80 80	03/94→04/02 11/94→04/02	➡	→ 10/01; Nutzlast ab [kg] 1.000 Nutzlast bis [kg] 1.400; nicht für Wohnmobile		03.0137-0333.2 650333 03.0520-0925.3 690925	TRW Ø 254 x 57 + HEB TRW Ø 254 x 57 Ø 25,4 + RZ / + Zub TopKit
			➡	→ 10/01; Nutzlast [kg]: 1.800; nicht für Wohnmobile		03.0137-0334.2 650334 03.0520-0728.3 690728	TRW Ø 254 x 57 + HEB TRW Ø 254 x 57 Ø 28,57 + RZ / + Zub TopKit
			➡	11/01→ 03/02; Nutzlast ab [kg] 1.000 Nutzlast bis [kg] 1.400; nicht für Wohnmobile		03.0137-0432.2 650432 03.0520-0326.3 690326	AP Ø 254 x 57 + HEB AP Ø 254 x 57 Ø 26,99 + RZ / + Zub TopKit
2.5 D 2.5 D 4x4	62 62	03/94→04/02 03/94→04/02	➡	→ 10/01; Nutzlast [kg]: 1.400; nicht für Wohnmobile		03.0137-0333.2 650333 03.0520-0925.3 690925	TRW Ø 254 x 57 + HEB TRW Ø 254 x 57 Ø 25,4 + RZ / + Zub TopKit
			➡	→ 10/01; Nutzlast [kg]: 1.800; nicht für Wohnmobile		03.0137-0334.2 650334 03.0520-0728.3 690728	TRW Ø 254 x 57 + HEB TRW Ø 254 x 57 Ø 28,57 + RZ / + Zub TopKit
			➡	11/01→ 03/02; Nutzlast [kg]: 1.400; nicht für Wohnmobile		03.0137-0432.2 650432 03.0520-0326.3 690326	AP Ø 254 x 57 + HEB AP Ø 254 x 57 Ø 26,99 + RZ / + Zub TopKit
2.5 TDI 2.5 TDI 2.5 TDI 4x4 2.8 D 2.8 D 4x4 2.8 JTD 2.8 JTD 4x4 2.8 TDI 2.8 TDI 4x4	80 85 85 64 64 94 94 90 90	03/94→04/02 03/94→04/02 05/98→04/02 05/98→04/02 08/98→04/02 11/00→04/02 11/00→04/02 10/97→04/02 06/99→04/02	➡	→ 10/01; Nutzlast [kg]: 1.400; nicht für Wohnmobile		03.0137-0333.2 650333 03.0520-0226.3 690226	TRW Ø 254 x 57 + HEB TRW Ø 254 x 57 Ø 26,99 + RZ / + Zub TopKit
			➡	→ 10/01; Nutzlast [kg]: 1.800; nicht für Wohnmobile		03.0137-0334.2 650334 03.0520-0728.3 690728	TRW Ø 254 x 57 + HEB TRW Ø 254 x 57 Ø 28,57 + RZ / + Zub TopKit
			➡	11/01→ 03/02; Nutzlast [kg]: 1.400; nicht für Wohnmobile		03.0137-0432.2 650432 03.0520-0326.3 690326	AP Ø 254 x 57 + HEB AP Ø 254 x 57 Ø 26,99 + RZ / + Zub TopKit
Bremsbackensatz, Feststellbremse							
2.0 2.0 4x4 2.5 D 2.5 D 4x4 2.5 TDI 2.5 TDI 2.5 TDI 4x4 2.8 D 2.8 D 4x4 2.8 JTD 2.8 JTD 4x4 2.8 TDI 2.8 TDI 4x4	80 80 62 62 80 85 85 64 64 94 94 90 90	03/94→04/02 11/94→04/02 03/94→04/02 03/94→04/02 03/94→04/02 03/94→04/02 05/98→04/02 05/98→04/02 08/98→04/02 11/00→04/02 11/00→04/02 10/97→04/02 06/99→04/02	➡	11/01→ 03/02; Nutzlast [kg]: 1.800; - Stützlager		03.0137-4002.2 654002	Ø 172 x 42 + Zub
Seilzug, Feststellbremse							
1.9 D 1.9 D 1.9 TD 1.9 TD 1.9 TD CAT	50 51 60 66 59	04/98→04/02 03/94→04/02 03/94→04/02 04/98→04/02 08/94→04/02	←	⏏; 10/99→ 10/01; Nutzlast [kg]: 1.000; Trommelbremse	1	24.3727-0300.2 580300	L= 1.078
			←	⏏; → 03/02; Nutzlast [kg]: 1.000; Scheibenbremse	1	24.3727-0300.2 580300	L= 1.078
			←	⏏; 11/01→ 03/02; Nutzlast [kg]: 1.000; Trommelbremse	1	24.3727-0300.2 580300	L= 1.078
↓							













	kw			 	! #		
FIAT - DUCATO Kasten (230_) 03/94→05/05							
 Seilzug, Feststellbremse							
1.9 D	50	04/98→04/02	←	↑; → 09/99; Nutzlast [kg]: 1.000; Trommelbremse	1	24.3727-0300.2 580300	L= 1.078
1.9 D	51	03/94→04/02					
1.9 TD	60	03/94→04/02	→	↓; → 03/02; Nutzlast [kg]: 1.000; Scheibenbremse	1	24.3727-0340.2 580340	L= 3.025
1.9 TD	66	04/98→04/02					
1.9 TD CAT	59	08/94→04/02	→	↓; 11/01→ 03/02; Nutzlast [kg]: 1.000; Trommelbremse	1	24.3727-0343.2 580343	L= 2.827
			→	↓; 10/99→ 10/01; Nutzlast [kg]: 1.000; Trommelbremse	1	24.3727-0344.2 580344	L= 2.806
			→	↓; → 09/99; Nutzlast [kg]: 1.000; Trommelbremse	1	24.3727-0345.2 580345	L= 3.045
2.0	80	03/94→04/02	←	↑; 11/01→ 03/02; Nutzlast ab [kg] 1.000 Nutzlast bis [kg] 1.800; Trommelbremse	1	24.3727-0300.2 580300	L= 1.078
2.0 4x4	80	11/94→04/02	←	↑; 10/99→ 10/01; Nutzlast ab [kg] 1.000 Nutzlast bis [kg] 1.800; Trommelbremse	1	24.3727-0300.2 580300	L= 1.078
			←	↑; → 09/99; Nutzlast ab [kg] 1.000 Nutzlast bis [kg] 1.800; Trommelbremse	1	24.3727-0300.2 580300	L= 1.078
			←	↑; → 03/02; Nutzlast ab [kg] 1.000 Nutzlast bis [kg] 1.800; Scheibenbremse	1	24.3727-0300.2 580300	L= 1.078
			→	↓; → 03/02; Nutzlast ab [kg] 1.000 Nutzlast bis [kg] 1.800; Scheibenbremse	1	24.3727-0340.2 580340	L= 3.025
			→	↓; 11/01→ 03/02; Nutzlast ab [kg] 1.000 Nutzlast bis [kg] 1.800; Trommelbremse	1	24.3727-0343.2 580343	L= 2.827
			→	↓; 10/99→ 10/01; Nutzlast ab [kg] 1.000 Nutzlast bis [kg] 1.800; Trommelbremse	1	24.3727-0344.2 580344	L= 2.806
			→	↓; → 09/99; Nutzlast ab [kg] 1.000 Nutzlast bis [kg] 1.800; Trommelbremse	1	24.3727-0345.2 580345	L= 3.045
2.5 D	62	03/94→04/02	←	↑; → 09/99; Nutzlast ab [kg] 1.400 Nutzlast bis [kg] 1.800; Trommelbremse	1	24.3727-0300.2 580300	L= 1.078
2.5 D 4x4	62	03/94→04/02					
2.5 TDI	80	03/94→04/02	←	↑; 11/01→ 03/02; Nutzlast ab [kg] 1.400 Nutzlast bis [kg] 1.800; Trommelbremse	1	24.3727-0300.2 580300	L= 1.078
2.5 TDI	85	03/94→04/02					
2.5 TDI 4x4	85	05/98→04/02	←	↑; → 03/02; Nutzlast ab [kg] 1.400 Nutzlast bis [kg] 1.800; Scheibenbremse	1	24.3727-0300.2 580300	L= 1.078
2.8 D	64	05/98→04/02					
2.8 D 4x4	64	08/98→04/02	←	↑; 10/99→ 10/01; Nutzlast ab [kg] 1.400 Nutzlast bis [kg] 1.800; Trommelbremse	1	24.3727-0300.2 580300	L= 1.078
2.8 TDI	90	10/97→04/02					
2.8 TDI 4x4	90	06/99→04/02	→	↓; → 03/02; Nutzlast ab [kg] 1.400 Nutzlast bis [kg] 1.800; Scheibenbremse	1	24.3727-0340.2 580340	L= 3.025
			→	↓; 11/01→ 03/02; Nutzlast ab [kg] 1.400 Nutzlast bis [kg] 1.800; Trommelbremse	1	24.3727-0343.2 580343	L= 2.827
			→	↓; 10/99→ 10/01; Nutzlast ab [kg] 1.400 Nutzlast bis [kg] 1.800; Trommelbremse	1	24.3727-0344.2 580344	L= 2.806
			→	↓; → 09/99; Nutzlast ab [kg] 1.400 Nutzlast bis [kg] 1.800; Trommelbremse	1	24.3727-0345.2 580345	L= 3.045
2.8 JTD	94	11/00→04/02	←	↑; 11/01→ 03/02; Nutzlast ab [kg] 1.400 Nutzlast bis [kg] 1.800; Trommelbremse	1	24.3727-0300.2 580300	L= 1.078
2.8 JTD 4x4	94	11/00→04/02	←	↑; → 10/01; Nutzlast ab [kg] 1.400 Nutzlast bis [kg] 1.800; Trommelbremse	1	24.3727-0300.2 580300	L= 1.078
			←	↑; → 03/02; Nutzlast ab [kg] 1.400 Nutzlast bis [kg] 1.800; Scheibenbremse	1	24.3727-0300.2 580300	L= 1.078
			→	↓; → 03/02; Nutzlast ab [kg] 1.400 Nutzlast bis [kg] 1.800; Scheibenbremse	1	24.3727-0340.2 580340	L= 3.025
			→	↓; 11/01→ 03/02; Nutzlast ab [kg] 1.400 Nutzlast bis [kg] 1.800; Trommelbremse	1	24.3727-0343.2 580343	L= 2.827
			→	↓; → 10/01; Nutzlast ab [kg] 1.400 Nutzlast bis [kg] 1.800; Trommelbremse	1	24.3727-0344.2 580344	L= 2.806
FIAT - DUCATO Kasten (244_) 04/02→							
 Radbremszylinder							
2.0	81	04/02→	→	→ 07/06; Nutzlast ab [kg] 1.100 Nutzlast bis [kg] 1.500		24.3226-1702.3 020469	Ø 26,99 GG
2.0 Bipower	81	11/02→					
2.0 JTD	62	04/02→					
2.3 JTD	81	04/02→					
2.8 JTD	94	04/02→					
2.8 JTD 4x4	94	07/02→					
2.8 JTD Power	107	05/04→					
2.0 4x4	81	05/02→07/06	→	Nutzlast ab [kg] 1.100 Nutzlast bis [kg] 1.500		24.3226-1702.3 020469	Ø 26,99 GG
Zubehörsatz, Bremsbacken							
2.0	81	04/02→	→	→ 07/06; Nutzlast ab [kg] 1.100 Nutzlast bis [kg] 1.500		03.0137-9285.2 669285	AP
2.0 Bipower	81	11/02→					
2.0 JTD	62	04/02→					
2.3 JTD	81	04/02→					
2.8 JTD	94	04/02→					
↓							












	kw			 	! #		
FIAT - DUCATO Kasten (244_) 04/02→							
Zubehörsatz, Bremsbacken							
2.8 JTD 4x4 2.8 JTD Power	94 107	07/02→ 05/04→	➔	→ 07/06; Nutzlast ab [kg] 1.100 Nutzlast bis [kg] 1.500		03.0137-9285.2 669285	AP
2.0 4x4	81	05/02→07/06	➔	Nutzlast ab [kg] 1.100 Nutzlast bis [kg] 1.500		03.0137-9285.2 669285	AP
Bremstrommel							
2.0 2.0 Bipower 2.0 JTD 2.3 JTD 2.8 JTD 2.8 JTD 4x4 2.8 JTD Power	81 81 62 81 94 94 107	04/02→ 11/02→ 04/02→ 04/02→ 04/02→ 07/02→ 05/04→	➔	→ 07/06; Nutzlast ab [kg] 1.100 Nutzlast bis [kg] 1.500		24.0225-4002.1 480048	Ø 254,0 x 64,4 / 255,6
2.0 4x4	81	05/02→07/06	➔	Nutzlast ab [kg] 1.100 Nutzlast bis [kg] 1.500		24.0225-4002.1 480048	Ø 254,0 x 64,4 / 255,6
Bremsbackensatz							
2.0 2.0 Bipower 2.0 JTD 2.3 JTD 2.8 JTD 2.8 JTD 4x4 2.8 JTD Power	81 81 62 81 94 94 107	04/02→ 11/02→ 04/02→ 04/02→ 04/02→ 07/02→ 05/04→	➔	→ 07/06; Nutzlast ab [kg] 1.100 Nutzlast bis [kg] 1.500; nicht für Wohnmobile		03.0137-0432.2 650432 03.0520-0326.3 690326	AP Ø 254 x 57 + HEB AP Ø 254 x 57 Ø 26,99 + RZ / + Zub TopKit
2.0 4x4	81	05/02→07/06	➔	Nutzlast ab [kg] 1.100 Nutzlast bis [kg] 1.500; nicht für Wohnmobile		03.0137-0432.2 650432 03.0520-0326.3 690326	AP Ø 254 x 57 + HEB AP Ø 254 x 57 Ø 26,99 + RZ / + Zub TopKit
Bremsbackensatz, Feststellbremse							
2.0 2.0 Bipower 2.0 JTD 2.3 JTD 2.8 JTD 2.8 JTD 4x4 2.8 JTD Power	81 81 62 81 94 94 107	04/02→ 11/02→ 04/02→ 04/02→ 04/02→ 07/02→ 05/04→	➔	→ 07/06; Nutzlast ab [kg] 1.100 Nutzlast bis [kg] 1.800; - Stützlager		03.0137-4002.2 654002	Ø 172 x 42 + Zub
Seilzug, Feststellbremse							
2.0 2.0 Bipower 2.0 JTD 2.3 JTD 2.8 JTD 2.8 JTD Power	81 81 62 81 94 107	04/02→ 11/02→ 04/02→ 04/02→ 04/02→ 05/04→	←	⬆; → 07/06; Nutzlast ab [kg] 1.100 Nutzlast bis [kg] 1.800; Scheiben/Trommel	1	24.3727-0300.2 580300	L= 1.078
			➔	⬇; → 07/06; Nutzlast ab [kg] 1.100 Nutzlast bis [kg] 1.800; Trommelbremse	1	24.3727-0343.2 580343	L= 2.827
2.8 JTD 4x4	94	07/02→	←	⬆; → 07/06; Nutzlast ab [kg] 1.100 Nutzlast bis [kg] 1.800; Scheiben/Trommel	1	24.3727-0562.2 580562	L= 1.059
			➔	⬇; → 07/06; Nutzlast ab [kg] 1.100 Nutzlast bis [kg] 1.800; Trommelbremse	1	24.3727-0343.2 580343	L= 2.827
FIAT - DUCATO Kasten (250_, 290_) 07/06→							
Bremsbackensatz, Feststellbremse							
100 Multijet 2,2 D 110 Multijet 2,3 D 115 Multijet 2,0 D 120 Multijet 2,3 D 120 Multijet 2,3 D 4x4 130 Multijet 2,3 D 140 Natural Power 150 Multijet 2,3 D 150 Multijet 2,3 D 150 Multijet 3,0 D 160 Multijet 3,0 D 160 Multijet 3,0 D 180 Multijet 2,3 D 180 Multijet 3,0 D	74 83 85 88 88 96 100 109 110 107 115 116 130 130	07/06→ 10/11→ 06/11→ 07/06→ 03/10→ 06/11→ 04/09→ 06/11→ 12/15→ 04/10→ 07/06→12/11 07/06→ 12/15→ 06/11→	➔			03.0137-4004.2 654004	Ø 172 x 42 + Zub
FIAT - DUCATO Pritsche/Fahrgestell (230_) 03/94→04/02							
Radbremszylinder							
1.9 D 1.9 D 1.9 TD 1.9 TD 1.9 TD CAT	50 51 60 66 59	04/98→04/02 03/94→04/02 03/94→04/02 04/98→04/02 08/94→04/02	➔	→ 10/01; Nutzlast [kg]: 1.000		24.3225-1701.3 020399	Ø 25,4 GG
			➔	11/01→ 03/02; Nutzlast [kg]: 1.000		24.3226-1702.3 020469	Ø 26,99 GG
2.0	80	03/94→04/02	➔	→ 10/01; Nutzlast ab [kg] 1.000 Nutzlast bis [kg] 1.400		24.3225-1701.3 020399	Ø 25,4 GG
			➔	11/01→ 03/02; Nutzlast ab [kg] 1.000 Nutzlast bis [kg] 1.400		24.3226-1702.3 020469	Ø 26,99 GG
















	kw				! #		
FIAT - DUCATO Pritsche/Fahrgestell (230_) 03/94→04/02							
 Radbremszylinder							
2.0	80	03/94→04/02	➡	→ 10/01; Nutzlast [kg]: 1.800		24.3228-1701.3 020401	Ø 28,57 GG
2.5 D 2.5 D 4x4	62	03/94→04/02	➡	→ 10/01; Nutzlast [kg]: 1.400		24.3225-1701.3 020399	Ø 25,4 GG
	62	03/94→04/02	➡	11/01→ 03/02; Nutzlast [kg]: 1.400		24.3226-1702.3 020469	Ø 26,99 GG
			➡	→ 10/01; Nutzlast [kg]: 1.800		24.3228-1701.3 020401	Ø 28,57 GG
2.5 TDI 2.5 TDI 4x4	80	03/94→04/02	➡	→ 10/01; Nutzlast [kg]: 1.400		24.3226-1702.3 020469	Ø 26,99 GG
	85	06/98→04/02	➡	11/01→ 03/02; Nutzlast [kg]: 1.400		24.3226-1702.3 020469	Ø 26,99 GG
	64	02/98→04/02	➡	→ 10/01; Nutzlast [kg]: 1.800		24.3228-1701.3 020401	Ø 28,57 GG
2.8 D 2.8 JTD	94	11/00→04/02	➡	→ 10/01; Nutzlast [kg]: 1.800		24.3228-1701.3 020401	Ø 28,57 GG
	94	03/01→04/02	➡				
	94	10/01→04/02	➡				
2.8 JTD 4x4 2.8 TDI	94	10/01→04/02	➡				
	90	12/98→04/02	➡				
2.8 iDTD 4x4	90	05/98→09/01	➡	Nutzlast [kg]: 1.400		24.3226-1702.3 020469	Ø 26,99 GG
			➡	Nutzlast [kg]: 1.800		24.3228-1701.3 020401	Ø 28,57 GG
Zubehörsatz, Bremsbacken							
1.9 D 1.9 D 1.9 TD 1.9 TD 1.9 TD CAT	50	04/98→04/02	➡	→ 10/01; Nutzlast [kg]: 1.000		03.0137-9219.2 669219	TRW
	51	03/94→04/02	➡	11/01→ 03/02; Nutzlast [kg]: 1.000		03.0137-9285.2 669285	AP
	60	03/94→04/02	➡				
	66	04/98→04/02	➡				
	59	08/94→04/02	➡				
2.0	80	03/94→04/02	➡	→ 10/01; Nutzlast [kg]: 1.800		03.0137-9219.2 669219	TRW
			➡	→ 10/01; Nutzlast ab [kg] 1.000 Nutzlast bis [kg] 1.400		03.0137-9219.2 669219	TRW
			➡	11/01→ 03/02; Nutzlast ab [kg] 1.000 Nutzlast bis [kg] 1.400		03.0137-9285.2 669285	AP
2.5 D 2.5 D 4x4 2.5 TDI 2.5 TDI 4x4 2.8 D 2.8 JTD 2.8 JTD 2.8 JTD 4x4 2.8 TDI	62	03/94→04/02	➡	→ 10/01; Nutzlast [kg]: 1.400		03.0137-9219.2 669219	TRW
	62	03/94→04/02	➡	→ 10/01; Nutzlast [kg]: 1.800		03.0137-9219.2 669219	TRW
	80	03/94→04/02	➡	→ 10/01; Nutzlast [kg]: 1.800		03.0137-9219.2 669219	TRW
	85	06/98→04/02	➡	11/01→ 03/02; Nutzlast [kg]: 1.400		03.0137-9285.2 669285	AP
	64	02/98→04/02	➡				
	94	11/00→04/02	➡				
	94	03/01→04/02	➡				
	94	10/01→04/02	➡				
	90	12/98→04/02	➡				
	2.8 iDTD 4x4	90	05/98→09/01	➡	Nutzlast [kg]: 1.800		03.0137-9219.2 669219
➡				Nutzlast [kg]: 1.400		03.0137-9219.2 669219	TRW
 Bremstrommel							
1.9 D 1.9 D 1.9 TD 1.9 TD 1.9 TD CAT	50	04/98→04/02	➡	→ 03/02; Nutzlast [kg]: 1.000		24.0225-4002.1 480048	Ø 254,0 x 64,4 / 255,6
	51	03/94→04/02	➡				
	60	03/94→04/02	➡				
	66	04/98→04/02	➡				
	59	08/94→04/02	➡				
2.0	80	03/94→04/02	➡	→ 03/02; Nutzlast ab [kg] 1.000 Nutzlast bis [kg] 1.400		24.0225-4002.1 480048	Ø 254,0 x 64,4 / 255,6
			➡	→ 10/01; Nutzlast [kg]: 1.800		24.0225-4005.1 480070	Ø 254,0 x 64,5 / 255,6
2.5 D 2.5 D 4x4 2.5 TDI 2.5 TDI 4x4 2.8 D 2.8 JTD 2.8 JTD 2.8 JTD 4x4 2.8 TDI	62	03/94→04/02	➡	→ 03/02; Nutzlast [kg]: 1.400		24.0225-4002.1 480048	Ø 254,0 x 64,4 / 255,6
	62	03/94→04/02	➡	→ 10/01; Nutzlast [kg]: 1.800		24.0225-4005.1 480070	Ø 254,0 x 64,5 / 255,6
	80	03/94→04/02	➡	→ 10/01; Nutzlast [kg]: 1.800		24.0225-4005.1 480070	Ø 254,0 x 64,5 / 255,6
	85	06/98→04/02	➡				
	64	02/98→04/02	➡				
	94	11/00→04/02	➡				
	94	03/01→04/02	➡				
	94	10/01→04/02	➡				
	90	12/98→04/02	➡				
	2.8 iDTD 4x4	90	05/98→09/01	➡	Nutzlast [kg]: 1.400		24.0225-4002.1 480048
➡				Nutzlast [kg]: 1.800		24.0225-4005.1 480070	Ø 254,0 x 64,5 / 255,6
 Bremsbackensatz							
1.9 D 1.9 D 1.9 TD 1.9 TD 1.9 TD CAT	50	04/98→04/02	➡	→ 10/01; Nutzlast [kg]: 1.000; nicht für Wohnmobile		03.0137-0333.2 650333	TRW Ø 254 x 57 + HEB
	51	03/94→04/02	➡			03.0520-0925.3 690925	TRW Ø 254 x 57 Ø 25,4 + RZ / + Zub TopKit
	60	03/94→04/02	➡				
	66	04/98→04/02	➡				
	59	08/94→04/02	➡				
2.0	80	03/94→04/02	➡	11/01→ 03/02; Nutzlast [kg]: 1.000; nicht für Wohnmobile		03.0137-0432.2 650432	AP Ø 254 x 57 + HEB
			➡			03.0520-0326.3 690326	AP Ø 254 x 57 Ø 26,99 + RZ / + Zub TopKit
			➡	→ 10/01; Nutzlast ab [kg] 1.000 Nutzlast bis [kg] 1.400; nicht für Wohnmobile		03.0137-0333.2 650333	TRW Ø 254 x 57 + HEB
			➡	→ 10/01; Nutzlast [kg]: 1.800; nicht für Wohnmobile		03.0520-0925.3 690925	TRW Ø 254 x 57 Ø 25,4 + RZ / + Zub TopKit
			➡	→ 10/01; Nutzlast [kg]: 1.800; nicht für Wohnmobile		03.0137-0334.2 650334	TRW Ø 254 x 57 + HEB
						03.0520-0728.3 690728	TRW Ø 254 x 57 Ø 28,57 + RZ / + Zub TopKit
↓							












	kw				! #					
FIAT - DUCATO Pritsche/Fahrgestell (230_) 03/94→04/02										
Bremsbackensatz										
2.0	80	03/94→04/02	➔	11/01→03/02; Nutzlast ab [kg] 1.000 Nutzlast bis [kg] 1.400; nicht für Wohnmobile		03.0137-0432.2 650432 03.0520-0326.3 690326	AP Ø 254 x 57 + HEB AP Ø 254 x 57 Ø 26,99 + RZ / + Zub TopKit			
2.5 D 2.5 D 4x4	62 62	03/94→04/02 03/94→04/02	➔	→ 10/01; Nutzlast [kg]: 1.400; nicht für Wohnmobile		03.0137-0333.2 650333 03.0520-0925.3 690925	TRW Ø 254 x 57 + HEB TRW Ø 254 x 57 Ø 25,4 + RZ / + Zub TopKit			
			➔	→ 10/01; Nutzlast [kg]: 1.800; nicht für Wohnmobile		03.0137-0334.2 650334 03.0520-0728.3 690728	TRW Ø 254 x 57 + HEB TRW Ø 254 x 57 Ø 28,57 + RZ / + Zub TopKit			
			➔	11/01→03/02; Nutzlast [kg]: 1.400; nicht für Wohnmobile		03.0137-0432.2 650432 03.0520-0326.3 690326	AP Ø 254 x 57 + HEB AP Ø 254 x 57 Ø 26,99 + RZ / + Zub TopKit			
2.5 TDI 2.5 TDI 4x4 2.8 D 2.8 JTD 2.8 JTD 2.8 JTD 4x4 2.8 TDI	80 85 64 94 94 94 90	03/94→04/02 06/98→04/02 02/98→04/02 11/00→04/02 03/01→04/02 10/01→04/02 12/98→04/02	➔	→ 10/01; Nutzlast [kg]: 1.400; nicht für Wohnmobile		03.0137-0333.2 650333 03.0520-0226.3 690226	TRW Ø 254 x 57 + HEB TRW Ø 254 x 57 Ø 26,99 + RZ / + Zub TopKit			
			➔	→ 10/01; Nutzlast [kg]: 1.800; nicht für Wohnmobile		03.0137-0334.2 650334 03.0520-0728.3 690728	TRW Ø 254 x 57 + HEB TRW Ø 254 x 57 Ø 28,57 + RZ / + Zub TopKit			
			➔	11/01→03/02; Nutzlast [kg]: 1.400; nicht für Wohnmobile		03.0137-0432.2 650432 03.0520-0326.3 690326	AP Ø 254 x 57 + HEB AP Ø 254 x 57 Ø 26,99 + RZ / + Zub TopKit			
			➔	Nutzlast [kg]: 1.400; nicht für Wohnmobile		03.0137-0333.2 650333 03.0520-0226.3 690226	TRW Ø 254 x 57 + HEB TRW Ø 254 x 57 Ø 26,99 + RZ / + Zub TopKit			
			➔	Nutzlast [kg]: 1.800; nicht für Wohnmobile		03.0137-0334.2 650334 03.0520-0728.3 690728	TRW Ø 254 x 57 + HEB TRW Ø 254 x 57 Ø 28,57 + RZ / + Zub TopKit			
			➔	11/01→03/02; Nutzlast [kg]: 1.400; nicht für Wohnmobile		03.0137-0432.2 650432 03.0520-0326.3 690326	AP Ø 254 x 57 + HEB AP Ø 254 x 57 Ø 26,99 + RZ / + Zub TopKit			
2.8 iDTD 4x4	90	05/98→09/01	➔	Nutzlast [kg]: 1.400; nicht für Wohnmobile		03.0137-0333.2 650333 03.0520-0226.3 690226	TRW Ø 254 x 57 + HEB TRW Ø 254 x 57 Ø 26,99 + RZ / + Zub TopKit			
			➔	Nutzlast [kg]: 1.800; nicht für Wohnmobile		03.0137-0334.2 650334 03.0520-0728.3 690728	TRW Ø 254 x 57 + HEB TRW Ø 254 x 57 Ø 28,57 + RZ / + Zub TopKit			
Bremsbackensatz, Feststellbremse										
2.0 2.5 D 2.5 D 4x4 2.5 TDI 2.5 TDI 4x4 2.8 D 2.8 JTD 2.8 JTD 2.8 JTD 4x4 2.8 TDI	80 62 62 80 85 64 94 94 94 90	03/94→04/02 03/94→04/02 03/94→04/02 03/94→04/02 06/98→04/02 02/98→04/02 11/00→04/02 03/01→04/02 10/01→04/02 12/98→04/02	➔	11/01→03/02; Nutzlast [kg]: 1.800; - Stützlager		03.0137-4002.2 654002	Ø 172 x 42 + Zub			
Seilzug, Feststellbremse										
1.9 D 1.9 D 1.9 TD 1.9 TD 1.9 TD CAT	50 51 60 66 59	04/98→04/02 03/94→04/02 03/94→04/02 04/98→04/02 08/94→04/02	←	⏏; 10/99→10/01; Nutzlast [kg]: 1.000; Trommelbremse	1	24.3727-0300.2 580300	L= 1.078			
			←	⏏; → 03/02; Nutzlast [kg]: 1.000; Scheibenbremse	1	24.3727-0300.2 580300	L= 1.078			
			←	⏏; 11/01→03/02; Nutzlast [kg]: 1.000; Trommelbremse	1	24.3727-0300.2 580300	L= 1.078			
			←	⏏; → 09/99; Nutzlast [kg]: 1.000; Trommelbremse	1	24.3727-0300.2 580300	L= 1.078			
			➔	⏏; → 03/02; Nutzlast [kg]: 1.000; Scheibenbremse	1	24.3727-0340.2 580340	L= 3.025			
			➔	⏏; 11/01→03/02; Nutzlast [kg]: 1.000; Trommelbremse	1	24.3727-0343.2 580343	L= 2.827			
			➔	⏏; 10/99→10/01; Nutzlast [kg]: 1.000; Trommelbremse	1	24.3727-0344.2 580344	L= 2.806			
			➔	⏏; → 09/99; Nutzlast [kg]: 1.000; Trommelbremse	1	24.3727-0345.2 580345	L= 3.045			
			2.0	80	03/94→04/02	←	⏏; 11/01→03/02; Nutzlast ab [kg] 1.000 Nutzlast bis [kg] 1.800; Trommelbremse	1	24.3727-0300.2 580300	L= 1.078
						←	⏏; 10/99→10/01; Nutzlast ab [kg] 1.000 Nutzlast bis [kg] 1.800; Trommelbremse	1	24.3727-0300.2 580300	L= 1.078
←	⏏; → 09/99; Nutzlast ab [kg] 1.000 Nutzlast bis [kg] 1.800; Trommelbremse	1				24.3727-0300.2 580300	L= 1.078			
←	⏏; → 03/02; Nutzlast ab [kg] 1.000 Nutzlast bis [kg] 1.800; Scheibenbremse	1				24.3727-0300.2 580300	L= 1.078			
➔	⏏; → 03/02; Nutzlast ab [kg] 1.000 Nutzlast bis [kg] 1.800; Scheibenbremse	1				24.3727-0340.2 580340	L= 3.025			
➔	⏏; 11/01→03/02; Nutzlast ab [kg] 1.000 Nutzlast bis [kg] 1.800; Trommelbremse	1				24.3727-0343.2 580343	L= 2.827			
➔	⏏; 10/99→10/01; Nutzlast ab [kg] 1.000 Nutzlast bis [kg] 1.800; Trommelbremse	1				24.3727-0344.2 580344	L= 2.806			
➔	⏏; 10/99→10/01; Nutzlast ab [kg] 1.000 Nutzlast bis [kg] 1.800; Trommelbremse	1				24.3727-0344.2 580344	L= 2.806			












	kw					! #		
FIAT - DUCATO Pritsche/Fahrgestell (230_) 03/94→04/02								
 Seilzug, Feststellbremse								
2.0	80	03/94→04/02	➔	⬇️; → 09/99; Nutzlast ab [kg] 1.000 Nutzlast bis [kg] 1.800; Trommelbremse	1	24.3727-0345.2	580345	L= 3.045
2.5 D	62	03/94→04/02	➔	⬆️; → 09/99; Nutzlast ab [kg] 1.400 Nutzlast bis [kg] 1.800; Trommelbremse	1	24.3727-0300.2	580300	L= 1.078
2.5 D 4x4	62	03/94→04/02	➔	⬆️; → 09/99; Nutzlast ab [kg] 1.400 Nutzlast bis [kg] 1.800; Trommelbremse	1	24.3727-0300.2	580300	L= 1.078
2.5 TDI	80	03/94→04/02	➔	⬆️; → 09/99; Nutzlast ab [kg] 1.400 Nutzlast bis [kg] 1.800; Trommelbremse	1	24.3727-0300.2	580300	L= 1.078
2.5 TDI 4x4	85	06/98→04/02	➔	⬆️; → 09/99; Nutzlast ab [kg] 1.400 Nutzlast bis [kg] 1.800; Trommelbremse	1	24.3727-0300.2	580300	L= 1.078
2.8 D	64	02/98→04/02	➔	⬆️; → 03/02; Nutzlast ab [kg] 1.400 Nutzlast bis [kg] 1.800; Scheibenbremse	1	24.3727-0300.2	580300	L= 1.078
2.8 TDI	90	12/98→04/02	➔	⬆️; → 03/02; Nutzlast ab [kg] 1.400 Nutzlast bis [kg] 1.800; Scheibenbremse	1	24.3727-0300.2	580300	L= 1.078
			➔	⬆️; 10/99→ 10/01; Nutzlast ab [kg] 1.400 Nutzlast bis [kg] 1.800; Trommelbremse	1	24.3727-0300.2	580300	L= 1.078
			➔	⬇️; → 03/02; Nutzlast ab [kg] 1.400 Nutzlast bis [kg] 1.800; Scheibenbremse	1	24.3727-0340.2	580340	L= 3.025
			➔	⬇️; 11/01→ 03/02; Nutzlast ab [kg] 1.400 Nutzlast bis [kg] 1.800; Trommelbremse	1	24.3727-0343.2	580343	L= 2.827
			➔	⬇️; 10/99→ 10/01; Nutzlast ab [kg] 1.400 Nutzlast bis [kg] 1.800; Trommelbremse	1	24.3727-0344.2	580344	L= 2.806
			➔	⬇️; → 09/99; Nutzlast ab [kg] 1.400 Nutzlast bis [kg] 1.800; Trommelbremse	1	24.3727-0345.2	580345	L= 3.045
2.8 iDTD 4x4	90	05/98→09/01	➔	⬆️; → 09/99; Nutzlast ab [kg] 1.400 Nutzlast bis [kg] 1.800; Trommelbremse	1	24.3727-0300.2	580300	L= 1.078
			➔	⬆️; 10/99→; Nutzlast ab [kg] 1.400 Nutzlast bis [kg] 1.800; Trommelbremse	1	24.3727-0300.2	580300	L= 1.078
			➔	⬆️; Nutzlast ab [kg] 1.400 Nutzlast bis [kg] 1.800; Scheibenbremse	1	24.3727-0300.2	580300	L= 1.078
			➔	⬇️; Nutzlast ab [kg] 1.400 Nutzlast bis [kg] 1.800; Scheibenbremse	1	24.3727-0340.2	580340	L= 3.025
			➔	⬇️; 10/99→; Nutzlast ab [kg] 1.400 Nutzlast bis [kg] 1.800; Trommelbremse	1	24.3727-0344.2	580344	L= 2.806
			➔	⬇️; → 09/99; Nutzlast ab [kg] 1.400 Nutzlast bis [kg] 1.800; Trommelbremse	1	24.3727-0345.2	580345	L= 3.045
2.8 JTD	94	11/00→04/02	➔	⬆️; 11/01→ 03/02; Nutzlast ab [kg] 1.400 Nutzlast bis [kg] 1.800; Trommelbremse	1	24.3727-0300.2	580300	L= 1.078
2.8 JTD	94	03/01→04/02	➔	⬆️; → 10/01; Nutzlast ab [kg] 1.400 Nutzlast bis [kg] 1.800; Trommelbremse	1	24.3727-0300.2	580300	L= 1.078
2.8 JTD 4x4	94	10/01→04/02	➔	⬆️; → 03/02; Nutzlast ab [kg] 1.400 Nutzlast bis [kg] 1.800; Scheibenbremse	1	24.3727-0300.2	580300	L= 1.078
			➔	⬇️; → 03/02; Nutzlast ab [kg] 1.400 Nutzlast bis [kg] 1.800; Scheibenbremse	1	24.3727-0340.2	580340	L= 3.025
			➔	⬇️; 11/01→ 03/02; Nutzlast ab [kg] 1.400 Nutzlast bis [kg] 1.800; Trommelbremse	1	24.3727-0343.2	580343	L= 2.827
			➔	⬇️; → 10/01; Nutzlast ab [kg] 1.400 Nutzlast bis [kg] 1.800; Trommelbremse	1	24.3727-0344.2	580344	L= 2.806
FIAT - DUCATO Pritsche/Fahrgestell (244_) 04/02→								
 Radbremszylinder								
2.0	81	04/02→07/06	➔	Nutzlast ab [kg] 1.100 Nutzlast bis [kg] 1.500		24.3226-1702.3	020469	Ø 26,99 GG
2.0 JTD	62	04/02→07/06	➔					
2.3 JTD	81	04/02→07/06	➔					
2.8 JTD	94	04/02→07/06	➔					
2.8 JTD 4x4	94	10/02→07/06	➔					
2.8 JTD Power	107	05/04→07/06	➔					
Zubehörsatz, Bremsbacken								
2.0	81	04/02→07/06	➔	Nutzlast ab [kg] 1.100 Nutzlast bis [kg] 1.500		03.0137-9285.2	669285	AP
2.0 JTD	62	04/02→07/06	➔					
2.3 JTD	81	04/02→07/06	➔					
2.8 JTD	94	04/02→07/06	➔					
2.8 JTD 4x4	94	10/02→07/06	➔					
2.8 JTD Power	107	05/04→07/06	➔					
 Bremstrommel								
2.0	81	04/02→07/06	➔	Nutzlast ab [kg] 1.100 Nutzlast bis [kg] 1.500		24.0225-4002.1	480048	Ø 254,0 x 64,4 / 255,6
2.0 JTD	62	04/02→07/06	➔					
2.3 JTD	81	04/02→07/06	➔					
2.8 JTD	94	04/02→07/06	➔					
2.8 JTD 4x4	94	10/02→07/06	➔					
2.8 JTD Power	107	05/04→07/06	➔					
 Bremsbackensatz								
2.0	81	04/02→07/06	➔	Nutzlast ab [kg] 1.100 Nutzlast bis [kg] 1.500; nicht für Wohnmobile		03.0137-0432.2	650432	AP Ø 254 x 57 + HEB
2.0 JTD	62	04/02→07/06	➔			03.0520-0326.3	690326	AP Ø 254 x 57 Ø 26,99 + RZ / + Zub TopKit
2.3 JTD	81	04/02→07/06	➔					
2.8 JTD	94	04/02→07/06	➔					
2.8 JTD 4x4	94	10/02→07/06	➔					
↓								















	kw					! #		
FIAT - DUCATO Pritsche/Fahrgestell (244_) 04/02→								
 Bremsbackensatz								
2.8 JTD Power	107	05/04→07/06	➔	Nutzlast ab [kg] 1.100 Nutzlast bis [kg] 1.500; nicht für Wohnmobile			03.0137-0432.2 650432 03.0520-0326.3 690326	AP Ø 254 x 57 + HEB AP Ø 254 x 57 Ø 26,99 + RZ / + Zub TopKit
 Bremsbackensatz, Feststellbremse								
2.0	81	04/02→07/06	➔	Nutzlast ab [kg] 1.100 Nutzlast bis [kg] 1.800; - Stützlager			03.0137-4002.2 654002	Ø 172 x 42 + Zub
2.0 JTD	62	04/02→07/06						
2.3 JTD	81	04/02→07/06						
2.8 JTD	94	04/02→07/06						
2.8 JTD 4x4	94	10/02→07/06						
2.8 JTD Power	107	05/04→07/06						
 Seilzug, Feststellbremse								
2.0	81	04/02→07/06	←	⬆️; Nutzlast ab [kg] 1.100 Nutzlast bis [kg] 1.800; Scheiben/Trommel	1	24.3727-0300.2 580300		L= 1.078
2.0 JTD	62	04/02→07/06						
2.3 JTD	81	04/02→07/06	➔	⬇️; Nutzlast ab [kg] 1.100 Nutzlast bis [kg] 1.800; Trommelbremse	1	24.3727-0343.2 580343		L= 2.827
2.8 JTD	94	04/02→07/06						
2.8 JTD Power	107	05/04→07/06						
2.8 JTD 4x4	94	10/02→07/06	←	⬆️; Nutzlast ab [kg] 1.100 Nutzlast bis [kg] 1.800; Scheiben/Trommel	1	24.3727-0562.2 580562		L= 1.059
			➔	⬇️; Nutzlast ab [kg] 1.100 Nutzlast bis [kg] 1.800; Trommelbremse	1	24.3727-0343.2 580343		L= 2.827
FIAT - DUCATO Pritsche/Fahrgestell (250_, 290_) 07/06→								
 Bremsbackensatz, Feststellbremse								
100 Multijet 2,2 D	74	07/06→	➔				03.0137-4004.2 654004	Ø 172 x 42 + Zub
110 Multijet 2,3 D	83	10/11→						
115 Multijet 2,0 D	85	06/11→						
120 Multijet 2,3 D	88	07/06→						
120 Multijet 2,3 D 4x4	88	03/10→						
130 Multijet 2,3 D	96	07/06→						
140 Multijet 3,0 D	103	07/06→07/14						
150 Multijet 2,3 D	109	06/11→						
150 Multijet 2,3 D	110	12/15→						
150 Multijet 3,0 D	107	04/10→						
160 Multijet 3,0 D	115	07/06→12/11						
160 Multijet 3,0 D	116	07/06→						
180 Multijet 2,3 D	130	12/15→						
180 Multijet 3,0 D	130	06/11→						
FIAT - FIORINO Kasten/Kombi (225_) 01/07→								
 Radbremszylinder								
1.3 D Multijet (225BXD1A, 225BxB1A, 225BxB11)	55	11/07→	➔	09/08→			24.3220-1728.3 020509	Ø 20,64 ALU
1.4 (225BXA1A, 225BXF1A)	54	11/07→						
1.3 D Multijet (225BXE1A)	70	07/09→	➔	07/10→			24.3220-1728.3 020509	Ø 20,64 ALU
1.3 D Multijet (225CXG1A)	59	03/15→	➔				24.3220-1728.3 020509	Ø 20,64 ALU
1.4 (225AXA1A, 225BXA1A)	57	10/09→						
1.4 Natural Power (225AXC1A, 225BXC1A)	51	06/08→						
1.4 Natural Power (225BXC1A, 225AXC1A)	57	06/08→	➔	10/09→			24.3220-1728.3 020509	Ø 20,64 ALU
Zubehörsatz, Bremsbacken								
1.3 D Multijet (225BXD1A, 225BxB1A, 225BxB11)	55	11/07→	➔	09/08→			03.0137-9309.2 669309	AP
1.3 D Multijet (225BXE1A)	70	07/09→	➔	07/10→			03.0137-9309.2 669309	AP
1.3 D Multijet (225CXG1A)	59	03/15→	➔				03.0137-9309.2 669309	AP
1.4 (225AXA1A, 225BXA1A)	57	10/09→						
1.4 Natural Power (225AXC1A, 225BXC1A)	51	06/08→						
1.4 (225BXA1A, 225BXF1A)	54	11/07→	➔	09/08→;			03.0137-9309.2 669309	AP
			➔	für Fahrzeuge mit verstärkter Bremse				
			➔	09/08→;			03.0137-9310.2 669310	AP
				nicht für Fahrzeuge mit verstärkter Bremse				
1.4 Natural Power (225BXC1A, 225AXC1A)	57	06/08→	➔	10/09→			03.0137-9309.2 669309	AP












	kw				! #		
FIAT - FIORINO Kasten/Kombi (225_) 01/07→							
 Bremstrommel							
1.3 D Multijet (225BXD1A, 225BxB1A, 225BxB11)	55	11/07→	➔	09/08→		24.0222-8018.1 480078	Ø 228,0 x 48 / 230
1.3 D Multijet (225BXE1A)	70	07/09→	➔	07/10→		24.0222-8018.1 480078	Ø 228,0 x 48 / 230
1.3 D Multijet (225CXG1A)	59	03/15→	➔			24.0222-8018.1 480078	Ø 228,0 x 48 / 230
1.4 (225AXA1A, 225BXA1A)	57	10/09→					
1.4 Natural Power (225AXC1A, 225BXC1A)	51	06/08→					
1.4 (225BXA1A, 225BXF1A)	54	11/07→	➔	09/08→; nicht für Fahrzeuge mit verstärkter Bremsen		24.0220-3007.1 480064	Ø 203,0 x 48,5 / 204,7
			➔	09/08→; für Fahrzeuge mit verstärkter Bremsen		24.0222-8018.1 480078	Ø 228,0 x 48 / 230
1.4 Natural Power (225BXC1A, 225AXC1A)	57	06/08→	➔	10/09→		24.0222-8018.1 480078	Ø 228,0 x 48 / 230
 Bremsbackensatz							
1.3 D Multijet (225BXD1A, 225BxB1A, 225BxB11)	55	11/07→	➔	09/08→		03.0137-0493.2 650493 03.0521-0120.3 690120	AP Ø 228 x 42 + HEB AP Ø 228 x 42 Ø 20,64 + RZ / + Zub TopKit
1.3 D Multijet (225BXE1A)	70	07/09→	➔	07/10→		03.0137-0493.2 650493 03.0521-0120.3 690120	AP Ø 228 x 42 + HEB AP Ø 228 x 42 Ø 20,64 + RZ / + Zub TopKit
1.3 D Multijet (225CXG1A)	59	03/15→	➔			03.0137-0493.2 650493 03.0521-0120.3 690120	AP Ø 228 x 42 + HEB AP Ø 228 x 42 Ø 20,64 + RZ / + Zub TopKit
1.4 (225AXA1A, 225BXA1A)	57	10/09→					
1.4 Natural Power (225AXC1A, 225BXC1A)	51	06/08→					
1.4 (225BXA1A, 225BXF1A)	54	11/07→	➔	09/08→; für Fahrzeuge mit verstärkter Bremsen		03.0137-0457.2 650457 03.0521-0120.3 690120	AP Ø 228 x 42 + HEB AP Ø 228 x 42 Ø 20,64 + RZ / + Zub TopKit
			➔	09/08→; nicht für Fahrzeuge mit verstärkter Bremsen		03.0137-0479.2 650479 03.0520-9220.3 699220	AP Ø 203 x 38 + HEB AP Ø 203 x 38 Ø 20,64 + RZ / + Zub TopKit
1.4 Natural Power (225BXC1A, 225AXC1A)	57	06/08→	➔	10/09→		03.0137-0493.2 650493 03.0521-0120.3 690120	AP Ø 228 x 42 + HEB AP Ø 228 x 42 Ø 20,64 + RZ / + Zub TopKit
FIAT - FIORINO Kasten (146_) 01/88→							
 Radbremszylinder							
60 1.7 D	42	05/88→10/96	➔	09/88→ 08/93		24.3219-1103.3 020408	Ø 19,05 GG
60 1.7 D	44	05/88→05/00	➔	09/93→		24.3220-1704.3 020097	Ø 20,64 GG
65 1.7 TD	46	01/97→05/01	➔	→ 03/01		24.3220-1704.3 020097	Ø 20,64 GG
70 i.e. 1.4	49	05/94→05/01					
75 i.e. 1.6	55	10/93→05/01					
Zubehörsatz, Bremsbacken							
60 1.7 D	42	05/88→10/96	➔	09/88→ 08/93		03.0137-9021.2 669021	Fiat
60 1.7 D	44	05/88→05/00	➔	09/93→		03.0137-9081.2 669081	
65 1.7 TD	46	01/97→05/01	➔	→ 03/01		03.0137-9081.2 669081	
70 i.e. 1.4	49	05/94→05/01					
75 i.e. 1.6	55	10/93→05/01					
 Bremstrommel							
60 1.7 D	42	05/88→10/96	➔	09/88→ 08/93		24.0218-5001.1 480012	Ø 185,0 x 37 / 186,8
60 1.7 D	44	05/88→05/00	➔	09/93→		24.0222-8018.1 480078	Ø 228,0 x 48 / 230
65 1.7 TD	46	01/97→05/01	➔	→ 03/01		24.0222-8018.1 480078	Ø 228,0 x 48 / 230
70 i.e. 1.4	49	05/94→05/01					
75 i.e. 1.6	55	10/93→05/01					
 Bremsbackensatz							
60 1.7 D	42	05/88→10/96	➔	09/88→ 08/93		03.0137-0015.2 650015	Fiat Ø 185 x 31
60 1.7 D	44	05/88→05/00	➔	09/93→		03.0137-0208.2 650208 03.0520-8820.3 698820	Ø 228 x 42 + HEB Ø 228 x 42 Ø 20,64 + RZ / + Zub TopKit
65 1.7 TD	46	01/97→05/01	➔	→ 03/01		03.0137-0208.2 650208	Ø 228 x 42 + HEB
70 i.e. 1.4	49	05/94→05/01					
↓							











	kw					! #		
FIAT - FIORINO Kasten (146_) 01/88→								
 Bremsbackensatz								
75 i.e. 1.6	55	10/93→05/01	➔	→ 03/01			03.0520-8820.3 698820	Ø 228 x 42 Ø 20,64 + RZ / + Zub TopKit
 Seilzug, Feststellbremse								
60 1.7 D 60 1.7 D	42 44	05/88→10/96 05/88→05/00	➔	⏴; 09/88→ 08/93; Trommelbremse	1	24.3727-0517.2 580517		L= 2.833
			➔	⏴; 09/93→; Trommelbremse	1	24.3727-0541.2 580541		L= 3.105
65 1.7 TD 70 i.e. 1.4 75 i.e. 1.6	46 49 55	01/97→05/01 05/94→05/01 10/93→05/01	➔	⏴; → 03/01; Trommelbremse	1	24.3727-0541.2 580541		L= 3.105
FIAT - FIORINO Pick up (146_) 01/88→05/01								
 Radbremszylinder								
1.4 1.6 1.7 TD	49 55 46	05/94→05/01 01/94→05/01 01/97→05/01	➔	→ 03/01		24.3220-1704.3 020097		Ø 20,64 GG
1.7 D	42	10/93→10/99	➔			24.3220-1704.3 020097		Ø 20,64 GG
1.7 D	44	05/88→10/99	➔	09/93→		24.3220-1704.3 020097		Ø 20,64 GG
Zubehörsatz, Bremsbacken								
1.4 1.6 1.7 TD	49 55 46	05/94→05/01 01/94→05/01 01/97→05/01	➔	→ 03/01		03.0137-9081.2 669081		
1.7 D	42	10/93→10/99	➔			03.0137-9081.2 669081		
1.7 D	44	05/88→10/99	➔	09/93→		03.0137-9081.2 669081		
 Bremstrommel								
1.4 1.6 1.7 TD	49 55 46	05/94→05/01 01/94→05/01 01/97→05/01	➔	→ 03/01		24.0222-8018.1 480078		Ø 228,0 x 48 / 230
1.7 D	42	10/93→10/99	➔			24.0222-8018.1 480078		Ø 228,0 x 48 / 230
1.7 D	44	05/88→10/99	➔	09/93→		24.0222-8018.1 480078		Ø 228,0 x 48 / 230
 Bremsbackensatz								
1.4 1.6 1.7 TD	49 55 46	05/94→05/01 01/94→05/01 01/97→05/01	➔	→ 03/01		03.0137-0208.2 650208		Ø 228 x 42 + HEB
						03.0520-8820.3 698820		Ø 228 x 42 Ø 20,64 + RZ / + Zub TopKit
1.7 D	42	10/93→10/99	➔			03.0137-0208.2 650208		Ø 228 x 42 + HEB
						03.0520-8820.3 698820		Ø 228 x 42 Ø 20,64 + RZ / + Zub TopKit
1.7 D	44	05/88→10/99	➔	09/93→		03.0137-0208.2 650208		Ø 228 x 42 + HEB
						03.0520-8820.3 698820		Ø 228 x 42 Ø 20,64 + RZ / + Zub TopKit
 Seilzug, Feststellbremse								
1.4 1.6 1.7 TD	49 55 46	05/94→05/01 01/94→05/01 01/97→05/01	➔	⏴; → 03/01; Trommelbremse	1	24.3727-0541.2 580541		L= 3.105
1.7 D	42	10/93→10/99	➔	⏴; Trommelbremse	1	24.3727-0541.2 580541		L= 3.105
1.7 D	44	05/88→10/99	➔	⏴; 09/93→; Trommelbremse	1	24.3727-0541.2 580541		L= 3.105
FIAT - FULLBACK Pick-up (502_, 503_) 01/16→								
 Bremsbackensatz								
2.4 D 4x4 2.4 D 4x4	113 133	01/16→ 01/16→	➔			03.0137-0518.2 650518		Ø 295 x 51 - HEB
FIAT - GRANDE PUNTO (199_) 06/05→								
 Radbremszylinder								
1.2 1.2 1.3 D Multijet 1.3 D Multijet 1.3 D Multijet 1.4 (199.AXB11, 199.AXB1A) 1.4 16V 1.4 LPG 1.4 Natural Power	48 51 51 62 66 57 70 57 57	10/05→ 09/10→ 07/08→ 04/10→ 10/05→ 06/05→12/15 10/05→ 12/08→ 07/08→	➔	→ 01/11		24.3220-1728.3 020509		Ø 20,64 ALU
1.3 D Multijet	55	10/05→	➔	04/08→ 01/11		24.3220-1728.3 020509		Ø 20,64 ALU
↓								














	kw					! #		
FIAT - GRANDE PUNTO (199_) 06/05→								
 Radbremszylinder								
1.4 (199AXB1A)	55	10/05→07/07	➔				24.3220-1728.3 020509	Ø 20,64 ALU
Zubehörsatz, Bremsbacken								
1.2	48	10/05→	➔	→ 01/11			03.0137-9310.2 669310	AP
1.2	51	09/10→	➔	→ 01/11			03.0137-9309.2 669309	AP
1.3 D Multijet	51	07/08→						
1.3 D Multijet	62	04/10→						
1.3 D Multijet	66	10/05→						
1.4 (199.AXB11, 199.AXB1A)	57	06/05→12/15						
1.4 16V	70	10/05→						
1.4 LPG	57	12/08→						
1.4 Natural Power	57	07/08→						
1.3 D Multijet	55	10/05→	➔	04/08→ 01/11			03.0137-9309.2 669309	AP
1.4 (199AXB1A)	55	10/05→07/07	➔				03.0137-9309.2 669309	AP
 Bremstrommel								
1.2	48	10/05→	➔	→ 01/11			24.0220-3035.1 480300	Ø 203,0 x 45 / 204,7
1.3 D Multijet	51	07/08→	➔	→ 01/11			24.0222-8037.1 480302	Ø 228,3 x 48 / 230
1.3 D Multijet	66	10/05→						
1.4 16V	70	10/05→						
1.4 LPG	57	12/08→						
1.4 Natural Power	57	07/08→						
1.3 D Multijet	55	10/05→	➔	04/08→ 01/11			24.0222-8037.1 480302	Ø 228,3 x 48 / 230
1.3 D Multijet	62	04/10→	➔	09/10→ 01/11; Stahlfelge			24.0222-8037.1 480302	Ø 228,3 x 48 / 230
1.4 (199.AXB11, 199.AXB1A)	57	06/05→12/15	➔	→ 01/11			24.0222-8037.1 480302	Ø 228,3 x 48 / 230
			➔	09/10→ 01/11; Stahlfelge			24.0222-8037.1 480302	Ø 228,3 x 48 / 230
1.4 (199AXB1A)	55	10/05→07/07	➔				24.0222-8037.1 480302	Ø 228,3 x 48 / 230
 Bremsbackensatz								
1.2	48	10/05→	➔	→ 01/11			03.0137-0479.2 650479 03.0520-9220.3 699220	AP Ø 203 x 38 + HEB AP Ø 203 x 38 Ø 20,64 + RZ / + Zub TopKit
1.2	51	09/10→	➔	→ 01/11			03.0137-0478.2 650478 03.0520-9020.3 699020	AP Ø 228 x 42 + HEB AP Ø 228 x 42 Ø 20,64 + RZ / + Zub TopKit
1.3 D Multijet	51	07/08→						
1.3 D Multijet	66	10/05→						
1.4 (199.AXB11, 199.AXB1A)	57	06/05→12/15						
1.4 16V	70	10/05→						
1.4 LPG	57	12/08→						
1.4 Natural Power	57	07/08→						
1.3 D Multijet	55	10/05→	➔	04/08→ 01/11			03.0137-0478.2 650478	AP Ø 228 x 42 + HEB
1.3 D Multijet	62	04/10→	➔	→ 01/11			03.0137-0478.2 650478	AP Ø 228 x 42 + HEB
1.4 (199AXB1A)	55	10/05→07/07	➔				03.0137-0478.2 650478 03.0520-9020.3 699020	AP Ø 228 x 42 + HEB AP Ø 228 x 42 Ø 20,64 + RZ / + Zub TopKit
 Seilzug, Feststellbremse								
1.2	48	10/05→	➔	☐; → 01/11; Trommelbremse			24.3727-0575.2 580575	L= 1.642
			➔	☐; → 01/11; Trommelbremse			24.3727-0576.2 580576	L= 1.660
1.2	51	09/10→	➔	☐; → 01/11; Trommelbremse			24.3727-0577.2 580577	L= 1.674
1.3 D Multijet	51	07/08→						
1.3 D Multijet	62	04/10→	➔	☐; → 01/11; Scheiben/Trommel			24.3727-0578.2 580578	L= 1.689
1.3 D Multijet	66	10/05→						
1.4 (199.AXB11, 199.AXB1A)	57	06/05→12/15						
1.4 16V	70	10/05→						
1.4 LPG	57	12/08→						
1.4 Natural Power	57	07/08→						
1.3 D Multijet	55	10/05→	➔	☐; 04/08→ 01/11; Trommelbremse			24.3727-0577.2 580577	L= 1.674
			➔	☐; 04/08→ 01/11; Scheiben/Trommel			24.3727-0578.2 580578	L= 1.689
1.4 (199AXB1A)	55	10/05→07/07	➔	☐; Trommelbremse			24.3727-0577.2 580577	L= 1.674
			➔	☐; Scheiben/Trommel			24.3727-0578.2 580578	L= 1.689
1.4 T-Jet	88	09/07→	➔	☐; → 01/11; Scheibenbremse			24.3727-0579.2 580579	L= 1.654
1.6 D Multijet	88	07/08→						
1.9 D Multijet	88	10/05→	➔	☐; → 01/11; Scheibenbremse			24.3727-0580.2 580580	L= 1.673
1.9 D Multijet	85	06/06→12/09	➔	☐; Scheibenbremse			24.3727-0579.2 580579	L= 1.654
			➔	☐; Scheibenbremse			24.3727-0580.2 580580	L= 1.673
↓								












	kw			 	! #		
FIAT - GRANDE PUNTO (199_) 06/05→							
 Seilzug, Feststellbremse							
1.9 D Multijet	96	10/05→	➡	☐; 02/06→ 01/11; Scheibenbremse	24.3727-0579.2	580579	L= 1.654
			➡	☐; 02/06→ 01/11; Scheibenbremse	24.3727-0580.2	580580	L= 1.673
FIAT - IDEA (350_) 12/03→							
 Radbremsszylinder							
1.2 16V	59	01/04→	➡	→ 05/08	24.3222-1724.3	020466	Ø 22,2 ALU
1.3 D Multijet	51	01/04→					
1.4 16V	70	01/04→					
1.3 D Multijet	66	10/05→	➡	11/05→ 05/08	24.3220-1107.3	020218	AP Ø 20,64 GG
			➡	06/08→ 07/12	24.3220-1728.3	020509	Ø 20,64 ALU
1.3 D Multijet	70	05/08→12/12	➡	→ 05/08	24.3220-1107.3	020218	AP Ø 20,64 GG
			➡	06/08→ 07/12	24.3220-1728.3	020509	Ø 20,64 ALU
1.4	57	10/05→	➡	11/05→ 05/08	24.3222-1724.3	020466	Ø 22,2 ALU
1.4	66	12/03→	➡	01/04→ 05/08	24.3222-1724.3	020466	Ø 22,2 ALU
1.9 JTD	74	01/04→	➡	→ 06/05	24.3220-1107.3	020218	AP Ø 20,64 GG
			➡	06/08→ 07/12	24.3220-1728.3	020509	Ø 20,64 ALU
Zubehörsatz, Bremsbacken							
1.2 16V	59	01/04→	➡	→ 02/08	03.0137-9310.2	669310	AP
1.4 16V	70	01/04→					
1.3 D Multijet	51	01/04→	➡	→ 07/12	03.0137-9310.2	669310	AP
1.4 LPG	57	03/09→					
1.3 D Multijet	66	10/05→	➡	11/05→ 02/08	03.0137-9309.2	669309	AP
1.3 D Multijet	70	05/08→12/12	➡	→ 07/12	03.0137-9309.2	669309	AP
1.4	57	10/05→	➡	11/05→ 02/08	03.0137-9310.2	669310	AP
1.4	66	12/03→	➡	01/04→ 02/08	03.0137-9310.2	669310	AP
1.9 JTD	74	01/04→	➡	→ 02/08	03.0137-9309.2	669309	AP
 Bremstrommel							
1.2 16V	59	01/04→	➡	→ 02/08	24.0220-3007.1	480064	Ø 203,0 x 48,5 / 204,7
1.4 16V	70	01/04→					
1.3 D Multijet	51	01/04→	➡	→ 07/12	24.0220-3007.1	480064	Ø 203,0 x 48,5 / 204,7
1.4 LPG	57	03/09→					
1.3 D Multijet	66	10/05→	➡	11/05→ 02/08	24.0222-8018.1	480078	Ø 228,0 x 48 / 230
1.3 D Multijet	70	05/08→12/12	➡	→ 07/12	24.0222-8018.1	480078	Ø 228,0 x 48 / 230
1.4	57	10/05→	➡	11/05→ 02/08	24.0220-3007.1	480064	Ø 203,0 x 48,5 / 204,7
1.4	66	12/03→	➡	01/04→ 02/08	24.0220-3007.1	480064	Ø 203,0 x 48,5 / 204,7
1.9 JTD	74	01/04→	➡	→ 02/08	24.0222-8018.1	480078	Ø 228,0 x 48 / 230
 Bremsbackensatz							
1.2 16V	59	01/04→	➡	→ 02/08	03.0137-0479.2	650479	AP Ø 203 x 38 + HEB
1.4 16V	70	01/04→	➡	06/08→ 07/12	03.0520-6922.3	696922	AP Ø 203 x 38 Ø 22,2 + RZ / + Zub TopKit
1.3 D Multijet	51	01/04→	➡	→ 07/12	03.0137-0479.2	650479	AP Ø 203 x 38 + HEB
			➡	06/08→ 07/12	03.0520-6922.3	696922	AP Ø 203 x 38 Ø 22,2 + RZ / + Zub TopKit
1.3 D Multijet	66	10/05→	➡	11/05→ 02/08	03.0137-0457.2	650457	AP Ø 228 x 42 + HEB
					03.0520-9120.3	699120	AP Ø 228 x 42 Ø 20,64 + RZ / + Zub TopKit
1.3 D Multijet	70	05/08→12/12	➡	→ 07/12	03.0137-0457.2	650457	AP Ø 228 x 42 + HEB
					03.0520-9120.3	699120	AP Ø 228 x 42 Ø 20,64 + RZ / + Zub TopKit
1.4	57	10/05→	➡	11/05→ 02/08	03.0137-0479.2	650479	AP Ø 203 x 38 + HEB
			➡	06/08→ 07/12	03.0520-6922.3	696922	AP Ø 203 x 38 Ø 22,2 + RZ / + Zub TopKit
1.4	66	12/03→	➡	01/04→ 02/08	03.0137-0479.2	650479	AP Ø 203 x 38 + HEB
			➡	06/08→ 07/12	03.0520-6922.3	696922	AP Ø 203 x 38 Ø 22,2 + RZ / + Zub TopKit
1.4 LPG	57	03/09→	➡	→ 07/12	03.0137-0479.2	650479	AP Ø 203 x 38 + HEB
					03.0520-6922.3	696922	AP Ø 203 x 38 Ø 22,2 + RZ / + Zub TopKit
1.9 JTD	74	01/04→	➡	→ 02/08	03.0137-0457.2	650457	AP Ø 228 x 42 + HEB
↓							








	kw					! #		
FIAT - IDEA (350_) 12/03→								
 Bremsbackensatz								
1.9 JTD	74	01/04→	➔	07/05→ 02/08			03.0520-9120.3 699120	AP Ø 228 x 42 Ø 20,64 + RZ / + Zub TopKit
FIAT - LINEA (323_, 110_) 10/06→								
 Radbremsszylinder								
1.3 D Multijet	66	06/07→	➔	07/07→ 05/11			24.3220-1728.3 020509	Ø 20,64 ALU
1.3 JTD Multijet (323AXB1A)	63	10/06→						
1.4	57	06/07→						
Zubehörsatz, Bremsbacken								
1.3 D Multijet	66	06/07→	➔	07/07→ 05/11			03.0137-9309.2 669309	AP
1.3 JTD Multijet (323AXB1A)	63	10/06→						
1.4	57	06/07→						
 Bremstrommel								
1.3 D Multijet	66	06/07→	➔	07/07→ 05/11			24.0222-8018.1 480078	Ø 228,0 x 48 / 230
1.3 JTD Multijet (323AXB1A)	63	10/06→						
1.4	57	06/07→						
 Bremsbackensatz								
1.3 D Multijet	66	06/07→	➔	07/07→ 05/11			03.0137-0478.2 650478	AP Ø 228 x 42 + HEB
1.3 JTD Multijet (323AXB1A)	63	10/06→					03.0520-9020.3 699020	AP Ø 228 x 42 Ø 20,64 + RZ / + Zub TopKit
1.4	57	06/07→						
 Seilzug, Feststellbremse								
1.4 T-Jet	88	09/07→	➔	<input type="checkbox"/> ; → 05/11; Scheibenbremse			24.3727-0564.2 580564	L= 1.520
1.6 D Multijet	77	06/09→	➔	<input type="checkbox"/> ; → 05/11; Scheibenbremse			24.3727-0565.2 580565	L= 1.528
FIAT - MAREA (185_) 05/96→12/07								
 Radbremsszylinder								
1.2 16V	60	10/98→05/02	➔	04/99→			24.3222-1126.3 020358	AP Ø 22,2 GG
							24.3222-1724.3 020466	Ø 22,2 ALU
1.4 80 12V	59	09/96→05/02	➔	04/97→			24.3222-1126.3 020358	AP Ø 22,2 GG
1.6 100 16V	76	09/96→05/02						
1.8 115 16V	83	09/96→05/02					24.3222-1724.3 020466	Ø 22,2 ALU
1.9 TD 100 (185AX_)	74	05/96→12/02	➔	→ 03/97			24.3222-1707.3 020104	BDX Ø 22,2 GG
1.9 TD 75	55	09/96→05/02						
1.6 100 16V Bipower	76	04/99→05/02	➔				24.3222-1126.3 020358	AP Ø 22,2 GG
1.9 JTD 105 (185AXN1A)	77	12/98→12/02					24.3222-1724.3 020466	Ø 22,2 ALU
1.9 JTD 110 (185AXT1A)	81	09/00→08/02						
Zubehörsatz, Bremsbacken								
1.2 16V	60	10/98→05/02	➔	04/99→			03.0137-9244.2 669244	AP
1.4 80 12V	59	09/96→05/02	➔	→ 03/97			03.0137-9125.2 669125	BDX
1.6 100 16V	76	09/96→05/02						
1.8 115 16V	83	09/96→05/02	➔	04/97→			03.0137-9244.2 669244	AP
1.9 TD 100 (185AX_)	74	05/96→12/02						
1.9 TD 75	55	09/96→05/02						
1.6 100 16V Bipower	76	04/99→05/02	➔				03.0137-9244.2 669244	AP
1.9 JTD 105 (185AXN1A)	77	12/98→12/02						
1.9 JTD 110 (185AXT1A)	81	09/00→08/02						
 Bremstrommel								
1.2 16V	60	10/98→05/02	➔	04/99→			24.0220-3007.1 480064	Ø 203,0 x 48,5 / 204,7
1.4 80 12V	59	09/96→05/02	➔				24.0220-3007.1 480064	Ø 203,0 x 48,5 / 204,7
1.6 100 16V	76	09/96→05/02						
1.6 100 16V Bipower	76	04/99→05/02						
1.8 115 16V	83	09/96→05/02						
1.9 JTD 105 (185AXN1A)	77	12/98→12/02						
1.9 JTD 110 (185AXT1A)	81	09/00→08/02						
1.9 TD 100 (185AX_)	74	05/96→12/02						
1.9 TD 75	55	09/96→05/02						
↓								












	kw			 	! #		
FIAT - MAREA (185_) 05/96→12/07							
 Bremsbackensatz							
1.2 16V	60	10/98→05/02	➔	04/99→		03.0137-0345.2 650345 03.0520-6822.3 696822	AP Ø 203 x 38 + HEB AP Ø 203 x 38 Ø 22,2 + RZ / + Zub TopKit
1.4 80 12V	59	09/96→05/02	➔	→ 03/97		03.0137-0262.2 650262 03.0520-6722.3 696722	BDX Ø 203 x 39 BDX Ø 203 x 39 Ø 22,2 + RZ / + Zub TopKit
1.6 100 16V	76	09/96→05/02	➔				
1.8 115 16V	83	09/96→05/02	➔				
1.9 TD 100 (185AX_)	74	05/96→12/02	➔				
1.9 TD 75	55	09/96→05/02	➔	04/97→		03.0137-0345.2 650345 03.0520-6822.3 696822	AP Ø 203 x 38 + HEB AP Ø 203 x 38 Ø 22,2 + RZ / + Zub TopKit
1.6 100 16V Bipower	76	04/99→05/02	➔			03.0137-0345.2 650345 03.0520-6822.3 696822	AP Ø 203 x 38 + HEB AP Ø 203 x 38 Ø 22,2 + RZ / + Zub TopKit
1.9 JTD 105 (185AXN1A)	77	12/98→12/02	➔				
1.9 JTD 110 (185AXT1A)	81	09/00→08/02	➔				
 Seilzug, Feststellbremse							
1.2 16V	60	10/98→05/02	➔	☐; 04/99→; Trommelbremse		24.3727-0539.2 580539	L= 1.428
			➔	☐; 04/99→; Trommelbremse		24.3727-0540.2 580540	L= 1.383
1.4 80 12V	59	09/96→05/02	➔	☐; + ABS; Trommelbremse		24.3727-0539.2 580539	L= 1.428
			➔	☐; + ABS; Trommelbremse		24.3727-0540.2 580540	L= 1.383
1.6 100 16V	76	09/96→05/02	➔	☐; Trommelbremse		24.3727-0539.2 580539	L= 1.428
1.6 100 16V Bipower	76	04/99→05/02	➔				
1.8 115 16V	83	09/96→05/02	➔	☐; Trommelbremse		24.3727-0540.2 580540	L= 1.383
1.9 JTD 105 (185AXN1A)	77	12/98→12/02	➔				
1.9 JTD 110 (185AXT1A)	81	09/00→08/02	➔				
1.9 TD 100 (185AX_)	74	05/96→12/02	➔				
1.9 TD 75	55	09/96→05/02	➔				
FIAT - MAREA Weekend (185_) 09/96→12/07							
 Radbremszylinder							
1.2 16V	60	10/98→05/02	➔	04/99→		24.3222-1126.3 020358 24.3222-1724.3 020466	AP Ø 22,2 GG Ø 22,2 ALU
1.4 80 12V	59	09/96→05/02	➔	04/97→		24.3222-1126.3 020358 24.3222-1724.3 020466	AP Ø 22,2 GG Ø 22,2 ALU
			➔	→ 03/97		24.3222-1707.3 020104	BDX Ø 22,2 GG
1.6 100 16V	76	09/96→05/02	➔			24.3220-1116.3 020313	Ø 20,64 GG
1.8 115 16V	83	09/96→05/02	➔				
1.9 JTD 105 (185BXN1A)	77	12/98→12/02	➔				
1.9 JTD 110 (185BXT1A)	81	09/00→08/02	➔				
1.9 TD 100 (185BX_)	74	09/96→06/03	➔				
1.9 TD 75	55	09/96→05/02	➔				
Zubehörsatz, Bremsbacken							
1.2 16V	60	10/98→05/02	➔	04/99→		03.0137-9244.2 669244	AP
1.4 80 12V	59	09/96→05/02	➔	→ 03/97		03.0137-9125.2 669125	BDX
			➔	04/97→		03.0137-9244.2 669244	AP
1.6 100 16V	76	09/96→05/02	➔	→ 03/97		03.0137-9081.2 669081	
1.8 115 16V	83	09/96→05/02	➔				
1.9 TD 100 (185BX_)	74	09/96→06/03	➔	04/97→		03.0137-9234.2 669234	
1.9 TD 75	55	09/96→05/02	➔				
1.9 JTD 105 (185BXN1A)	77	12/98→12/02	➔			03.0137-9234.2 669234	
1.9 JTD 110 (185BXT1A)	81	09/00→08/02	➔				
 Bremstrommel							
1.2 16V	60	10/98→05/02	➔	04/99→		24.0220-3007.1 480064	Ø 203,0 x 48,5 / 204,7
1.4 80 12V	59	09/96→05/02	➔			24.0220-3007.1 480064	Ø 203,0 x 48,5 / 204,7
1.6 100 16V	76	09/96→05/02	➔			24.0222-8018.1 480078	Ø 228,0 x 48 / 230
1.8 115 16V	83	09/96→05/02	➔				
1.9 JTD 105 (185BXN1A)	77	12/98→12/02	➔				
1.9 JTD 110 (185BXT1A)	81	09/00→08/02	➔				
1.9 TD 100 (185BX_)	74	09/96→06/03	➔				
1.9 TD 75	55	09/96→05/02	➔				














	kW			 	! #		
FIAT - MAREA Weekend (185_) 09/96→12/07							
 Bremsbackensatz							
1.2 16V	60	10/98→05/02	➡	04/99→		03.0137-0345.2 650345 03.0520-6822.3 696822	AP Ø 203 x 38 + HEB AP Ø 203 x 38 Ø 22,2 + RZ / + Zub TopKit
1.4 80 12V	59	09/96→05/02	➡	→ 03/97		03.0137-0262.2 650262 03.0520-6722.3 696722	BDX Ø 203 x 39 BDX Ø 203 x 39 Ø 22,2 + RZ / + Zub TopKit
			➡	04/97→		03.0137-0345.2 650345 03.0520-6822.3 696822	AP Ø 203 x 38 + HEB AP Ø 203 x 38 Ø 22,2 + RZ / + Zub TopKit
1.6 100 16V 1.8 115 16V 1.9 TD 100 (185BX_) 1.9 TD 75	76	09/96→05/02	➡	→ 03/97		03.0137-0208.2 650208	Ø 228 x 42 + HEB
	83	09/96→05/02			03.0420-4520.3 684520	Ø 228 x 42 Ø 20,64 + RZ / + Zub Kit	
	74	09/96→06/03		➡	04/97→	03.0137-0352.2 650352 03.0520-7820.3 697820	Ø 228 x 43 + HEB AP Ø 228 x 43 Ø 20,64 + RZ / + Zub TopKit
	55	09/96→05/02			03.0137-0352.2 650352 03.0520-7820.3 697820	Ø 228 x 43 + HEB AP Ø 228 x 43 Ø 20,64 + RZ / + Zub TopKit	
1.9 JTD 105 (185BXN1A) 1.9 JTD 110 (185BXT1A)	77	12/98→12/02	➡			03.0137-0352.2 650352 03.0520-7820.3 697820	Ø 228 x 43 + HEB AP Ø 228 x 43 Ø 20,64 + RZ / + Zub TopKit
	81	09/00→08/02				03.0137-0352.2 650352 03.0520-7820.3 697820	Ø 228 x 43 + HEB AP Ø 228 x 43 Ø 20,64 + RZ / + Zub TopKit
 Seilzug, Feststellbremse							
1.2 16V	60	10/98→05/02	➡	☐; 04/99→; Trommelbremse		24.3727-0539.2 580539	L= 1.428
			➡	☐; 04/99→; Trommelbremse		24.3727-0540.2 580540	L= 1.383
1.4 80 12V	59	09/96→05/02	➡	☐; Trommelbremse		24.3727-0539.2 580539	L= 1.428
			➡	☐; Trommelbremse		24.3727-0540.2 580540	L= 1.383
1.6 100 16V 1.8 115 16V 1.9 TD 100 (185BX_) 1.9 TD 75	76	09/96→05/02	➡	☐; Trommelbremse		24.3727-0542.2 580542	L= 1.404
	83	09/96→05/02		☐; Trommelbremse		24.3727-0543.2 580543	L= 1.459
	74	09/96→06/03	➡				
	55	09/96→05/02		☐; Trommelbremse		24.3727-0542.2 580542	L= 1.404
1.9 JTD 105 (185BXN1A) 1.9 JTD 110 (185BXT1A)	77	12/98→12/02	➡	☐; Trommelbremse		24.3727-0539.2 580539	L= 1.428
	81	09/00→08/02		☐; Trommelbremse		24.3727-0543.2 580543	L= 1.459
			➡		24.3727-0540.2 580540	L= 1.383	
					24.3727-0542.2 580542	L= 1.404	
FIAT - MULTIPLA (186_) 04/99→06/10							
 Radbremszylinder							
1.6 (186AXC1A, 186BMC1A, 186BXC1A)	76	09/00→06/10	➡			24.3220-1116.3 020313	Ø 20,64 GG
1.6 100 16V (186AXA1A)	76	04/99→06/10					
1.6 16V (186AGB1A)	70	04/02→06/10					
1.6 16V Bipower (186AMB1A)	76	04/99→06/10					
1.6 16V Bipower (186AXC1A)	76	10/01→06/10					
1.6 16V Blupower (186AMA1A)	70	04/99→06/10					
1.9 JTD (186AXE1A)	88	04/02→06/10					
1.9 JTD 105 (186AXB1A)	77	04/99→06/10					
1.9 JTD 110	81	03/01→07/02					
1.9 JTD 115	85	07/02→06/10					
Zubehörsatz, Bremsbacken							
1.6 (186AXC1A, 186BMC1A, 186BXC1A)	76	09/00→06/10	➡			03.0137-9234.2 669234	
1.6 100 16V (186AXA1A)	76	04/99→06/10					
1.6 16V (186AGB1A)	70	04/02→06/10					
1.6 16V Bipower (186AMB1A)	76	04/99→06/10					
1.6 16V Bipower (186AXC1A)	76	10/01→06/10					
1.6 16V Blupower (186AMA1A)	70	04/99→06/10					
1.9 JTD (186AXE1A)	88	04/02→06/10					
1.9 JTD 105 (186AXB1A)	77	04/99→06/10					
1.9 JTD 110	81	03/01→07/02					
1.9 JTD 115	85	07/02→06/10					
↓							













	kw			 	! #		
FIAT - MULTIPLA (186_) 04/99→06/10							
 Bremstrommel							
1.6 (186AXC1A, 186BMC1A, 186BXC1A)	76	09/00→06/10	➔			24.0222-8018.1 480078	Ø 228,0 x 48 / 230
1.6 100 16V (186AXA1A)	76	04/99→06/10					
1.6 16V (186AGB1A)	70	04/02→06/10					
1.6 16V Bipower (186AMB1A)	76	04/99→06/10					
1.6 16V Bipower (186AXC1A)	76	10/01→06/10					
1.6 16V Blupower (186AMA1A)	70	04/99→06/10					
1.9 JTD (186AXE1A)	88	04/02→06/10					
1.9 JTD 105 (186AXB1A)	77	04/99→06/10					
1.9 JTD 110	81	03/01→07/02					
1.9 JTD 115	85	07/02→06/10					
 Bremsbackensatz							
1.6 (186AXC1A, 186BMC1A, 186BXC1A)	76	09/00→06/10	➔			03.0137-0352.2 650352	Ø 228 x 43 + HEB
1.6 100 16V (186AXA1A)	76	04/99→06/10				03.0520-7820.3 697820	AP Ø 228 x 43 Ø 20,64 + RZ / + Zub TopKit
1.6 16V (186AGB1A)	70	04/02→06/10					
1.6 16V Bipower (186AMB1A)	76	04/99→06/10					
1.6 16V Bipower (186AXC1A)	76	10/01→06/10					
1.6 16V Blupower (186AMA1A)	70	04/99→06/10					
1.9 JTD (186AXE1A)	88	04/02→06/10					
1.9 JTD 105 (186AXB1A)	77	04/99→06/10					
1.9 JTD 110	81	03/01→07/02					
1.9 JTD 115	85	07/02→06/10					
 Seilzug, Feststellbremse							
1.6 (186AXC1A, 186BMC1A, 186BXC1A)	76	09/00→06/10	➔	<input type="checkbox"/> ; → 02/01; Scheiben/Trommel		24.3727-0550.2 580550	L= 1.165
			➔	<input type="checkbox"/> ; → 02/01; Scheiben/Trommel		24.3727-0551.2 580551	L= 2.014
1.6 100 16V (186AXA1A)	76	04/99→06/10	➔	<input type="checkbox"/> ; → 02/02; Scheiben/Trommel		24.3727-0550.2 580550	L= 1.165
1.9 JTD 105 (186AXB1A)	77	04/99→06/10	➔	<input type="checkbox"/> ; → 02/02; Scheiben/Trommel		24.3727-0551.2 580551	L= 2.014
1.9 JTD 110	81	03/01→07/02					
1.6 16V (186AGB1A)	70	04/02→06/10	➔	<input type="checkbox"/> ; Scheiben/Trommel		24.3727-0551.2 580551	L= 2.014
1.6 16V Bipower (186AMB1A)	76	04/99→06/10	➔	<input type="checkbox"/> ; Scheiben/Trommel		24.3727-0552.2 580552	L= 1.143
1.6 16V Bipower (186AXC1A)	76	10/01→06/10					
1.6 16V Blupower (186AMA1A)	70	04/99→06/10					
FIAT - PALIO (178_) 04/96→							
 Radbremszylinder							
1.2	44	07/97→08/02	➔	10/97→		24.3220-1116.3 020313	Ø 20,64 GG
1.2	50	06/99→10/00	➔			24.3220-1116.3 020313	Ø 20,64 GG
Zubehörsatz, Bremsbacken							
1.2	44	07/97→08/02	➔	10/97→		03.0137-9234.2 669234	
1.2	50	06/99→10/00	➔			03.0137-9234.2 669234	
 Bremstrommel							
1.2	44	07/97→08/02	➔	10/97→		24.0222-8018.1 480078	Ø 228,0 x 48 / 230
1.2	50	06/99→10/00	➔			24.0222-8018.1 480078	Ø 228,0 x 48 / 230
 Bremsbackensatz							
1.2	44	07/97→08/02	➔	10/97→		03.0137-0352.2 650352	Ø 228 x 43 + HEB
						03.0520-7820.3 697820	AP Ø 228 x 43 Ø 20,64 + RZ / + Zub TopKit
1.2	50	06/99→10/00	➔			03.0137-0352.2 650352	Ø 228 x 43 + HEB
						03.0520-7820.3 697820	AP Ø 228 x 43 Ø 20,64 + RZ / + Zub TopKit












	kW			 	! #		
FIAT - PALIO Weekend (178_) 04/96→							
 Radbremszylinder							
1.2 1.2 (178DYA1A, 178DXS1A) 1.6 16V (178DXD1A) 1.7 TD	54 44 74 51	04/96→02/01 07/97→10/04 06/96→02/01 04/96→03/01	➡	10/97→		24.3220-1116.3 020313	Ø 20,64 GG
1.2 1.6 16V 1.9 D 1.9 JTD	59 76 46 59	09/01→ 02/01→01/12 03/01→ 09/01→	➡	→ 12/06		24.3220-1116.3 020313	Ø 20,64 GG
Zubehörsatz, Bremsbacken							
1.2 1.2 (178DYA1A, 178DXS1A) 1.6 16V (178DXD1A) 1.7 TD	54 44 74 51	04/96→02/01 07/97→10/04 06/96→02/01 04/96→03/01	➡	10/97→		03.0137-9234.2 669234	
1.2 1.6 16V 1.9 D 1.9 JTD	59 76 46 59	09/01→ 02/01→01/12 03/01→ 09/01→	➡	→ 12/06		03.0137-9234.2 669234	
 Bremstrommel							
1.2 1.2 (178DYA1A, 178DXS1A) 1.6 16V (178DXD1A) 1.7 TD	54 44 74 51	04/96→02/01 07/97→10/04 06/96→02/01 04/96→03/01	➡	10/97→		24.0222-8018.1 480078	Ø 228,0 x 48 / 230
1.2 1.6 16V 1.9 D 1.9 JTD	59 76 46 59	09/01→ 02/01→01/12 03/01→ 09/01→	➡	→ 12/06		24.0222-8018.1 480078	Ø 228,0 x 48 / 230
 Bremsbackensatz							
1.2 1.2 (178DYA1A, 178DXS1A) 1.6 16V (178DXD1A) 1.7 TD	54 44 74 51	04/96→02/01 07/97→10/04 06/96→02/01 04/96→03/01	➡	10/97→		03.0137-0352.2 650352 03.0520-7820.3 697820	Ø 228 x 43 + HEB AP Ø 228 x 43 Ø 20,64 + RZ / + Zub TopKit
1.2 1.6 16V 1.9 D 1.9 JTD	59 76 46 59	09/01→ 02/01→01/12 03/01→ 09/01→	➡	→ 12/06		03.0137-0352.2 650352 03.0520-7820.3 697820	Ø 228 x 43 + HEB AP Ø 228 x 43 Ø 20,64 + RZ / + Zub TopKit
FIAT - PANDA / PANDA CLASSIC (169_) 09/03→							
 Radbremszylinder							
1.1 1.2 1.2 (169AXF2A, 169AXF1A) 1.3 D Multijet 1.3 D Multijet (169AXG1A, 169AXD1A)	40 44 51 51 55	09/03→ 09/03→ 03/10→08/13 09/03→ 06/06→08/13	➡	→ 06/13; - ABS → 05/10; + ABS 06/10→ 06/13; + ABS		24.3220-1107.3 020218 24.3220-1108.3 020219 24.3220-1738.3 020545	AP Ø 20,64 GG BDX Ø 20,64 GG Ø 20,64 ALU
1.2 LPG 1.2 LPG (169CXF1A) 1.2 Natural Power	44 51 44	04/09→ 11/10→08/13 01/07→12/11	➡	→ 06/13		24.3220-1728.3 020509 24.3220-1728.3 020509	Ø 20,64 ALU Ø 20,64 ALU
1.4 Natural Power (169AXHIA)	57	09/10→08/13	➡	→ 06/13; - ABS → 06/13		24.3220-1107.3 020218 24.3220-1728.3 020509	AP Ø 20,64 GG Ø 20,64 ALU
Zubehörsatz, Bremsbacken							
1.1 1.2 1.2 (169AXF2A, 169AXF1A) 1.3 D Multijet 1.3 D Multijet (169AXG1A, 169AXD1A)	40 44 51 51 55	09/03→ 09/03→ 03/10→08/13 09/03→ 06/06→08/13	➡	→ 06/13; - ABS 06/10→ 06/13 → 05/10; + ABS		03.0137-9179.2 669179 03.0137-9247.2 669247 03.0137-9303.2 669303	AP AP BOS
1.2 LPG 1.2 LPG (169CXF1A) 1.2 Natural Power	44 51 44	04/09→ 11/10→08/13 01/07→12/11	➡	→ 06/13		03.0137-9310.2 669310 03.0137-9310.2 669310	AP AP
1.4 Natural Power (169AXHIA)	57	09/10→08/13	➡	→ 06/13; - ABS → 06/13		03.0137-9179.2 669179 03.0137-9310.2 669310	AP AP
↓							











	kw					! #		
FIAT - PANDA / PANDA CLASSIC (169_) 09/03→								
Bremstrommel								
1.1	40	09/03→	➡	→ 06/13		24.0218-0011.1	480006	Ø 180,0 x 40 / 181,4
1.2	44	09/03→						
1.2 (169AXF2A, 169AXF1A)	51	03/10→08/13						
1.3 D Multijet	51	09/03→						
1.3 D Multijet (169AXG1A, 169AXD1A)	55	06/06→08/13						
1.2 LPG	44	04/09→	➡	→ 11/11		24.0220-3007.1	480064	Ø 203,0 x 48,5 / 204,7
1.2 LPG (169CXF1A)	51	11/10→08/13						
1.2 Natural Power	44	01/07→12/11						
1.4 Natural Power (169AXHIA)	57	09/10→08/13	➡	→ 06/13		24.0218-0011.1	480006	Ø 180,0 x 40 / 181,4
			➡	→ 11/11		24.0220-3007.1	480064	Ø 203,0 x 48,5 / 204,7
Bremsbackensatz								
1.1	40	09/03→	➡	→ 06/13; - ABS		03.0137-0434.2	650434	AP Ø 180 x 32 + HEB
1.2	44	09/03→				03.0520-7420.3	697420	AP Ø 180 x 32 Ø 20,64 + RZ / + Zub TopKit
1.2 (169AXF2A, 169AXF1A)	51	03/10→08/13						
1.3 D Multijet	51	09/03→	➡	→ 05/10; + ABS		03.0137-0462.2	650462	BOS Ø 180 x 32 + HEB
1.3 D Multijet (169AXG1A, 169AXD1A)	55	06/06→08/13				03.0520-8220.3	698220	BOS Ø 180 x 32 Ø 20,64 + RZ / + Zub TopKit
			➡	06/10→ 06/13; + ABS		03.0137-0506.2	650506	Ø 180 x 32 + HEB
						03.0521-0520.3	690112	Ø 180 x 32 Ø 20,64 + RZ / + Zub TopKit
1.2 LPG	44	04/09→	➡	→ 06/13		03.0137-0479.2	650479	AP Ø 203 x 38 + HEB
1.2 LPG (169CXF1A)	51	11/10→08/13				03.0520-9220.3	699220	AP Ø 203 x 38 Ø 20,64 + RZ / + Zub TopKit
1.2 Natural Power	44	01/07→12/11	➡			03.0137-0479.2	650479	AP Ø 203 x 38 + HEB
						03.0520-9220.3	699220	AP Ø 203 x 38 Ø 20,64 + RZ / + Zub TopKit
1.4 Natural Power (169AXHIA)	57	09/10→08/13	➡	→ 06/13; - ABS		03.0137-0434.2	650434	AP Ø 180 x 32 + HEB
						03.0520-7420.3	697420	AP Ø 180 x 32 Ø 20,64 + RZ / + Zub TopKit
			➡	→ 06/13		03.0137-0479.2	650479	AP Ø 203 x 38 + HEB
						03.0520-9220.3	699220	AP Ø 203 x 38 Ø 20,64 + RZ / + Zub TopKit
Seilzug, Feststellbremse								
1.1	40	09/03→	➡	☐; → 06/13; Trommelbremse		24.3727-0556.2	580556	L= 1.405
1.2	44	09/03→	➡					
1.2 (169AXF2A, 169AXF1A)	51	03/10→08/13	➡	☐; → 06/13; Trommelbremse		24.3727-0557.2	580557	L= 1.435
1.3 D Multijet	51	09/03→						
1.3 D Multijet (169AXG1A, 169AXD1A)	55	06/06→08/13						
1.4 Natural Power (169AXHIA)	57	09/10→08/13						
FIAT - PANDA (141_) 03/80→07/04								
Radbremsszylinder								
1000 i.e. Cat	33	10/87→08/98	➡			24.3219-0803.3	020183	Ø 19,05 GG
			➡	→ 12/92		24.3219-0803.3	020183	Ø 19,05 GG
1100 900	37 29	05/91→12/99 04/92→12/96	➡			24.3219-0803.3	020183	Ø 19,05 GG
1100 1100 4x4 1100 Trekking 4x4	40 40 37	02/95→09/03 02/95→07/04 10/91→07/04	➡	→ 12/02		24.3219-0803.3	020183	Ø 19,05 GG
750	25	01/86→10/03	➡	→ 12/97		24.3219-0803.3	020183	Ø 19,05 GG
Zubehörsatz, Bremsbacken								
1000 i.e. Cat	33	10/87→08/98	➡			03.0137-9021.2	669021	Fiat
			➡	→ 12/92		03.0137-9021.2	669021	Fiat
1100 900	37 29	05/91→12/99 04/92→12/96	➡			03.0137-9021.2	669021	Fiat
1100 1100 4x4 1100 Trekking 4x4	40 40 37	02/95→09/03 02/95→07/04 10/91→07/04	➡	→ 12/02		03.0137-9021.2	669021	Fiat
750	25	01/86→10/03	➡	→ 12/97		03.0137-9021.2	669021	Fiat
↓								










	kW			 	! #		
FIAT - PANDA (141_) 03/80→07/04							
 Bremstrommel							
1000 i.e. Cat	33	10/87→08/98	➡			24.0218-5001.1 480012	Ø 185,0 x 37 / 186,8
			➡	→ 12/92		24.0218-5001.1 480012	Ø 185,0 x 37 / 186,8
1100 900	37 29	05/91→12/99 04/92→12/96	➡			24.0218-5001.1 480012	Ø 185,0 x 37 / 186,8
1100 1100 4x4 1100 Trekking 4x4	40 40 37	02/95→09/03 02/95→07/04 10/91→07/04	➡	→ 12/02		24.0218-5001.1 480012	Ø 185,0 x 37 / 186,8
750	25	01/86→10/03	➡	→ 12/97		24.0218-5001.1 480012	Ø 185,0 x 37 / 186,8
 Bremsbackensatz							
1000 i.e. Cat	33	10/87→08/98	➡			03.0137-0015.2 650015	Fiat Ø 185 x 31
			➡	→ 12/92		03.0137-0273.2 650273	AP Ø 185 x 31
						03.0420-0319.3 680319	Fiat Ø 185 x 31 Ø 19,05 + RZ / + Zub Kit
1100 900	37 29	05/91→12/99 04/92→12/96	➡			03.0137-0015.2 650015	Fiat Ø 185 x 31
						03.0137-0273.2 650273	AP Ø 185 x 31
						03.0420-0319.3 680319	Fiat Ø 185 x 31 Ø 19,05 + RZ / + Zub Kit
1100 1100 4x4 1100 Trekking 4x4	40 40 37	02/95→09/03 02/95→07/04 10/91→07/04	➡	→ 12/02		03.0137-0015.2 650015	Fiat Ø 185 x 31
						03.0137-0273.2 650273	AP Ø 185 x 31
						03.0420-0319.3 680319	Fiat Ø 185 x 31 Ø 19,05 + RZ / + Zub Kit
750	25	01/86→10/03	➡	→ 12/97		03.0137-0015.2 650015	Fiat Ø 185 x 31
						03.0137-0273.2 650273	AP Ø 185 x 31
						03.0420-0319.3 680319	Fiat Ø 185 x 31 Ø 19,05 + RZ / + Zub Kit
 Seilzug, Feststellbremse							
1000 i.e. Cat	33	10/87→08/98	➡	⬇; Trommelbremse	1	24.3727-0519.2 580519	L= 2.385
			➡	⬇; → 12/92; Trommelbremse	1	24.3727-0519.2 580519	L= 2.385
1100 900	37 29	05/91→12/99 04/92→12/96	➡	⬇; Trommelbremse	1	24.3727-0519.2 580519	L= 2.385
1100	40	02/95→09/03	➡	⬇; → 12/02; Trommelbremse	1	24.3727-0519.2 580519	L= 2.385
1100 4x4 1100 Trekking 4x4	40 37	02/95→07/04 10/91→07/04	➡	⬇; → 12/02; Trommelbremse	1	24.3727-0503.2 580503	L= 2.670
750	25	01/86→10/03	➡	⬇; → 12/97; Trommelbremse	1	24.3727-0519.2 580519	L= 2.385
FIAT - PANDA (312_, 319_) 02/12→							
 Radbremszylinder							
0.9 0.9 (312PXG1A) 0.9 (312PXH1A) 0.9 (312PXN1A, 312PXN11) 0.9 (312PXP1A) 0.9 Natural Power (312PXG1A) 0.9 Natural Power (312PXN1A) 0.9 Natural Power (312PXN1A) 1.2 (312PXA1A) 1.2 LPG (312PXA1A) 1.3 D Multijet (312PXL1A) 1.3 D Multijet (312PXU1A, 312PXW1A)	57 63 48 59 44 63 51 59 51 51 55 70	02/12→ 02/12→ 02/12→ 12/13→ 12/13→ 07/12→ 03/19→ 01/15→ 02/12→ 06/12→ 02/12→ 04/15→	➡			24.3220-1728.3 020509	Ø 20,64 ALU
Zubehörsatz, Bremsbacken							
0.9 0.9 (312PXG1A) 0.9 (312PXH1A) 0.9 (312PXN1A, 312PXN11) 0.9 (312PXP1A) ↓	57 63 48 59 44	02/12→ 02/12→ 02/12→ 12/13→ 12/13→	➡			03.0137-9310.2 669310	AP












	kw			 	! #		
FIAT - PANDA (312_, 319_) 02/12→							
Zubehörsatz, Bremsbacken							
0.9 Natural Power (312PXG1A)	63	07/12→	➔			03.0137-9310.2 669310	AP
0.9 Natural Power (312PXN1A)	51	03/19→					
0.9 Natural Power (312PXN1A)	59	01/15→					
1.2 (312PXA1A)	51	02/12→					
1.2 LPG (312PXA1A)	51	06/12→					
1.3 D Multijet (312PXL1A)	55	02/12→					
1.3 D Multijet (312PXU1A, 312PXW1A)	70	04/15→					
 Bremsbackensatz							
0.9 (312PXG1A)	57	02/12→	➔			03.0137-0479.2 650479	AP Ø 203 x 38 + HEB
0.9 (312PXH1A)	63	02/12→				03.0521-0620.3 690111	Ø 203 x 39 Ø 20,64 + RZ / + Zub TopKit
0.9 (312PXN1A, 312PXN11)	48	02/12→					
0.9 (312PXP1A)	59	12/13→					
0.9 (312PXP1A)	44	12/13→					
0.9 Natural Power (312PXG1A)	63	07/12→					
0.9 Natural Power (312PXN1A)	51	03/19→					
0.9 Natural Power (312PXN1A)	59	01/15→					
1.2 (312PXA1A)	51	02/12→					
1.2 LPG (312PXA1A)	51	06/12→					
1.3 D Multijet (312PXL1A)	55	02/12→					
1.3 D Multijet (312PXU1A, 312PXW1A)	70	04/15→					
FIAT - PANDA Van (141_) 01/86→02/04							
 Radbremszylinder							
1.1 1000 i.e	40	09/00→02/04	➔	→ 12/02		24.3219-0803.3 020183	Ø 19,05 GG
	33	08/92→02/04					
Zubehörsatz, Bremsbacken							
1.1 1000 i.e	40	09/00→02/04	➔	→ 12/02		03.0137-9021.2 669021	Fiat
	33	08/92→02/04					
 Bremstrommel							
1.1 1000 i.e	40	09/00→02/04	➔	→ 12/02		24.0218-5001.1 480012	Ø 185,0 x 37 / 186,8
	33	08/92→02/04					
 Bremsbackensatz							
1.1 1000 i.e	40	09/00→02/04	➔	→ 12/02		03.0137-0015.2 650015	Fiat Ø 185 x 31
	33	08/92→02/04				03.0137-0273.2 650273	AP Ø 185 x 31
						03.0420-0319.3 680319	Fiat Ø 185 x 31 Ø 19,05 + RZ / + Zub Kit
 Seilzug, Feststellbremse							
1.1 1000 i.e	40	09/00→02/04	➔	↓; → 12/02; Trommelbremse	1	24.3727-0519.2 580519	L= 2.385
	33	08/92→02/04					
FIAT - PANDA Van (169_) 03/04→							
 Radbremszylinder							
1.2 LPG	44	04/09→	➔	→ 06/13		24.3220-1728.3 020509	Ø 20,64 ALU
1.2 Natural Power	44	01/07→11/09	➔			24.3220-1728.3 020509	Ø 20,64 ALU
1.4 Natural Power	57	10/09→	➔	→ 06/13; - ABS		24.3220-1107.3 020218	AP Ø 20,64 GG
			➔	→ 05/10; + ABS		24.3220-1108.3 020219	BDX Ø 20,64 GG
			➔	06/10→ 06/13		24.3220-1728.3 020509	Ø 20,64 ALU
Zubehörsatz, Bremsbacken							
1.2 LPG	44	04/09→	➔	→ 06/13		03.0137-9310.2 669310	AP
1.2 Natural Power	44	01/07→11/09	➔			03.0137-9310.2 669310	AP
1.4 Natural Power	57	10/09→	➔	→ 06/13; - ABS		03.0137-9179.2 669179	AP
			➔	→ 05/10; + ABS		03.0137-9303.2 669303	BOS
			➔	06/10→ 06/13		03.0137-9310.2 669310	AP
↓							














	kw					! #		
FIAT - PANDA Van (169_) 03/04→								
 Bremstrommel								
1.2 LPG	44	04/09→	➔	→ 11/11		24.0220-3007.1	480064	Ø 203,0 x 48,5 / 204,7
1.2 Natural Power	44	01/07→11/09	➔			24.0220-3007.1	480064	Ø 203,0 x 48,5 / 204,7
1.4 Natural Power	57	10/09→	➔	→ 06/13		24.0218-0011.1	480006	Ø 180,0 x 40 / 181,4
			➔	→ 11/11		24.0220-3007.1	480064	Ø 203,0 x 48,5 / 204,7
 Bremsbackensatz								
1.2 LPG	44	04/09→	➔	→ 06/13		03.0137-0479.2	650479	AP Ø 203 x 38 + HEB
						03.0520-9220.3	699220	AP Ø 203 x 38 Ø 20,64 + RZ / + Zub TopKit
1.2 Natural Power	44	01/07→11/09	➔			03.0137-0479.2	650479	AP Ø 203 x 38 + HEB
						03.0520-9220.3	699220	AP Ø 203 x 38 Ø 20,64 + RZ / + Zub TopKit
1.4 Natural Power	57	10/09→	➔	→ 06/13; - ABS		03.0137-0434.2	650434	AP Ø 180 x 32 + HEB
						03.0520-7420.3	697420	AP Ø 180 x 32 Ø 20,64 + RZ / + Zub TopKit
				→ 05/10; + ABS		03.0137-0462.2	650462	BOS Ø 180 x 32 + HEB
			➔	06/10→ 06/13		03.0520-8220.3	698220	BOS Ø 180 x 32 Ø 20,64 + RZ / + Zub TopKit
			➔			03.0137-0479.2	650479	AP Ø 203 x 38 + HEB
			➔			03.0520-9220.3	699220	AP Ø 203 x 38 Ø 20,64 + RZ / + Zub TopKit
 Seilzug, Feststellbremse								
1.4 Natural Power	57	10/09→	➔	☐; → 06/13; Trommelbremse		24.3727-0556.2	580556	L= 1.405
				☑; → 06/13; Trommelbremse		24.3727-0557.2	580557	L= 1.435
FIAT - PANDA VAN (312_, 519_) 02/12→								
 Radbremszylinder								
0.9 (312.PXN1A)	59	11/13→	➔			24.3220-1728.3	020509	Ø 20,64 ALU
0.9 (312CXH1A, 312DXH1A)	48	02/12→						
0.9 (312DXG1A)	63	02/12→						
0.9 Natural Power (312CXG1A)	59	01/15→						
0.9 Natural Power (312DXG1A)	63	07/12→						
1.2 (312CXA1A, 312DXA1A)	51	02/12→						
1.2 LPG (312CXA1A)	51	06/12→						
1.3 D Multijet (312CXL1A, 312DXL1A)	55	02/12→						
1.3 D Multijet (312PXS2A)	59	12/15→						
Zubehörsatz, Bremsbacken								
0.9 (312.PXN1A)	59	11/13→	➔			03.0137-9310.2	669310	AP
0.9 (312CXH1A, 312DXH1A)	48	02/12→						
0.9 (312DXG1A)	63	02/12→						
0.9 Natural Power (312CXG1A)	59	01/15→						
0.9 Natural Power (312DXG1A)	63	07/12→						
1.2 (312CXA1A, 312DXA1A)	51	02/12→						
1.2 LPG (312CXA1A)	51	06/12→						
1.3 D Multijet (312CXL1A, 312DXL1A)	55	02/12→						
1.3 D Multijet (312PXS2A)	59	12/15→						
 Bremsbackensatz								
0.9 (312.PXN1A)	59	11/13→	➔			03.0137-0479.2	650479	AP Ø 203 x 38 + HEB
0.9 (312CXH1A, 312DXH1A)	48	02/12→				03.0521-0620.3	690111	Ø 203 x 39 Ø 20,64 + RZ / + Zub TopKit
0.9 (312DXG1A)	63	02/12→						
0.9 Natural Power (312CXG1A)	59	01/15→						
0.9 Natural Power (312DXG1A)	63	07/12→						
1.2 (312CXA1A, 312DXA1A)	51	02/12→						
1.2 LPG (312CXA1A)	51	06/12→						
↓								













	kw			 	! #		
FIAT - PANDA VAN (312_, 519_) 02/12→							
 Bremsbackensatz							
1.3 D Multijet (312CXL1A, 312DXL1A)	55	02/12→	➔			03.0137-0479.2 650479	AP Ø 203 x 38 + HEB
1.3 D Multijet (312PXS2A)	59	12/15→				03.0521-0620.3 690111	Ø 203 x 39 Ø 20,64 + RZ / + Zub TopKit
FIAT - PUNTO (176_) 09/93→09/99							
 Radbremszylinder							
1.2 16V	63	04/97→09/99	➔	06/97→		24.3220-1107.3 020218	AP Ø 20,64 GG
						24.3220-1108.3 020219	BDX Ø 20,64 GG
1.6	65	01/94→04/97	➔	03/94→		24.3220-1107.3 020218	AP Ø 20,64 GG
						24.3220-1108.3 020219	BDX Ø 20,64 GG
1.7 D	42	04/94→09/97	➔	01/95→ 05/97		24.3220-1107.3 020218	AP Ø 20,64 GG
						24.3220-1108.3 020219	BDX Ø 20,64 GG
1.7 TD	51	01/94→09/99	➔			24.3220-1107.3 020218	AP Ø 20,64 GG
1.7 TD	52	01/94→09/99				24.3220-1108.3 020219	BDX Ø 20,64 GG
1.7 TD (176AT)	46	09/96→09/99					
60 1.2	43	01/94→09/99					
55 1.1	40	09/93→09/99	➔	11/93→		24.3220-1107.3 020218	AP Ø 20,64 GG
60 1.2 (176AP, 176AR, 176AQ, 176BB)	44	09/93→09/99				24.3220-1108.3 020219	BDX Ø 20,64 GG
75 1.2	54	10/93→09/99					
Zubehörsatz, Bremsbacken							
1.2 16V	63	04/97→09/99	➔	06/97→		03.0137-9088.2 669088	BDX
						03.0137-9179.2 669179	AP
1.6	65	01/94→04/97	➔	03/94→		03.0137-9088.2 669088	BDX
						03.0137-9179.2 669179	AP
1.7 D	42	04/94→09/97	➔	01/95→ 05/97		03.0137-9088.2 669088	BDX
						03.0137-9179.2 669179	AP
1.7 TD	51	01/94→09/99	➔			03.0137-9088.2 669088	BDX
1.7 TD	52	01/94→09/99				03.0137-9179.2 669179	AP
1.7 TD (176AT)	46	09/96→09/99					
60 1.2	43	01/94→09/99					
55 1.1	40	09/93→09/99	➔	11/93→		03.0137-9088.2 669088	BDX
60 1.2 (176AP, 176AR, 176AQ, 176BB)	44	09/93→09/99				03.0137-9179.2 669179	AP
75 1.2	54	10/93→09/99					
 Bremstrommel							
1.2 16V	63	04/97→09/99	➔	06/97→		24.0218-0011.1 480006	Ø 180,0 x 40 / 181,4
1.6	65	01/94→04/97	➔	03/94→		24.0218-0011.1 480006	Ø 180,0 x 40 / 181,4
1.7 D	42	04/94→09/97	➔	01/95→ 05/97		24.0218-0011.1 480006	Ø 180,0 x 40 / 181,4
1.7 TD	51	01/94→09/99	➔			24.0218-0011.1 480006	Ø 180,0 x 40 / 181,4
1.7 TD	52	01/94→09/99					
1.7 TD (176AT)	46	09/96→09/99					
60 1.2	43	01/94→09/99					
55 1.1	40	09/93→09/99	➔	11/93→		24.0218-0011.1 480006	Ø 180,0 x 40 / 181,4
60 1.2 (176AP, 176AR, 176AQ, 176BB)	44	09/93→09/99					
75 1.2	54	10/93→09/99					
 Bremsbackensatz							
1.2 16V	63	04/97→09/99	➔	06/97→		03.0137-0207.2 650207	BDX Ø 180 x 32 + HEB
						03.0137-0274.2 650274	AP Ø 180 x 32 + HEB
						03.0420-5220.3 685220	AP Ø 180 x 32 Ø 20,64 + RZ / + Zub Kit
						03.0520-5120.3 695120	BDX Ø 180 x 32 Ø 20,64 + RZ / + Zub TopKit
						03.0520-5220.3 695220	AP Ø 180 x 32 Ø 20,64 + RZ / + Zub TopKit
1.6	65	01/94→04/97	➔	03/94→		03.0137-0207.2 650207	BDX Ø 180 x 32 + HEB
						03.0137-0274.2 650274	AP Ø 180 x 32 + HEB
						03.0420-5220.3 685220	AP Ø 180 x 32 Ø 20,64 + RZ / + Zub Kit
						03.0520-5120.3 695120	BDX Ø 180 x 32 Ø 20,64 + RZ / + Zub TopKit
						03.0520-5220.3 695220	AP Ø 180 x 32 Ø 20,64 + RZ / + Zub TopKit
1.7 D	42	04/94→09/97	➔	01/95→ 05/97		03.0137-0207.2 650207	BDX Ø 180 x 32 + HEB
						03.0137-0274.2 650274	AP Ø 180 x 32 + HEB













	kw			 	! #		
FIAT - PUNTO (176_) 09/93→09/99							
 Bremsbackensatz							
1.7 D	42	04/94→09/97	➔	01/95→ 05/97		03.0420-5220.3 685220 03.0520-5120.3 695120 03.0520-5220.3 695220	AP Ø 180 x 32 Ø 20,64 + RZ / + Zub Kit BDX Ø 180 x 32 Ø 20,64 + RZ / + Zub TopKit AP Ø 180 x 32 Ø 20,64 + RZ / + Zub TopKit
1.7 TD 1.7 TD 1.7 TD (176AT) 60 1.2	51 52 46 43	01/94→09/99 01/94→09/99 09/96→09/99 01/94→09/99	➔			03.0137-0207.2 650207 03.0137-0274.2 650274 03.0420-5220.3 685220 03.0520-5120.3 695120 03.0520-5220.3 695220	BDX Ø 180 x 32 + HEB AP Ø 180 x 32 + HEB AP Ø 180 x 32 Ø 20,64 + RZ / + Zub Kit BDX Ø 180 x 32 Ø 20,64 + RZ / + Zub TopKit AP Ø 180 x 32 Ø 20,64 + RZ / + Zub TopKit
55 1.1 60 1.2 (176AP, 176AR, 176AQ, 176BB) 75 1.2	40 44 54	09/93→09/99 09/93→09/99 10/93→09/99	➔	11/93→		03.0137-0207.2 650207 03.0137-0274.2 650274 03.0420-5220.3 685220 03.0520-5120.3 695120 03.0520-5220.3 695220	BDX Ø 180 x 32 + HEB AP Ø 180 x 32 + HEB AP Ø 180 x 32 Ø 20,64 + RZ / + Zub Kit BDX Ø 180 x 32 Ø 20,64 + RZ / + Zub TopKit AP Ø 180 x 32 Ø 20,64 + RZ / + Zub TopKit
 Seilzug, Feststellbremse							
1.2 16V	63	04/97→09/99	➔	<input type="checkbox"/> ; 06/97→; Trommelbremse		24.3727-0525.2 580525	L= 1.469
			➔	<input type="checkbox"/> ; 06/97→; Trommelbremse		24.3727-0526.2 580526	L= 1.456
1.6	65	01/94→04/97	➔	<input type="checkbox"/> ; 03/94→; Trommelbremse		24.3727-0525.2 580525	L= 1.469
			➔	<input type="checkbox"/> ; 03/94→; Trommelbremse		24.3727-0526.2 580526	L= 1.456
1.7 D	42	04/94→09/97	➔	<input type="checkbox"/> ; 01/95→ 05/97; Trommelbremse		24.3727-0525.2 580525	L= 1.469
			➔	<input type="checkbox"/> ; 01/95→ 05/97; Trommelbremse		24.3727-0526.2 580526	L= 1.456
1.7 TD 1.7 TD 1.7 TD (176AT) 60 1.2	51 52 46 43	01/94→09/99 01/94→09/99 09/96→09/99 01/94→09/99	➔	<input type="checkbox"/> ; Trommelbremse		24.3727-0525.2 580525	L= 1.469
			➔	<input type="checkbox"/> ; Trommelbremse		24.3727-0526.2 580526	L= 1.456
55 1.1 60 1.2 (176AP, 176AR, 176AQ, 176BB) 75 1.2	40 44 54	09/93→09/99 09/93→09/99 10/93→09/99	➔	<input type="checkbox"/> ; 11/93→; Trommelbremse		24.3727-0525.2 580525	L= 1.469
			➔	<input type="checkbox"/> ; 11/93→; Trommelbremse		24.3727-0526.2 580526	L= 1.456
FIAT - PUNTO (188_) 09/99→07/12							
 Radbremszylinder							
1.2 16V 80 (188.233, .235, .253, .255, .333, .353, .639,...)	59	09/99→04/06	➔	07/03→ 11/05		24.3220-1720.3 020455	Ø 20,64 ALU
			➔	10/99→ 06/03; Schaltgetriebe		24.3220-1720.3 020455	Ø 20,64 ALU
			➔	10/99→ 06/03; Vollautomatik		24.3222-1723.3 020459	Ø 22,2 ALU
1.2 60 (188.030, .050, .130, .150, .230, .250)	44	09/99→12/10	➔	10/99→ 06/03		24.3220-1720.3 020455	Ø 20,64 ALU
			➔	07/03→ 11/05		24.3220-1720.3 020455	Ø 20,64 ALU
1.2 Natural Power	44	09/03→03/12	➔	→ 11/05		24.3220-1720.3 020455	Ø 20,64 ALU
1.3 JTD 16V	51	06/03→03/12	➔	07/03→ 11/05		24.3222-1723.3 020459	Ø 22,2 ALU
1.4	70	09/03→03/12	➔	→ 11/05		24.3220-1740.3 020553	Ø 20,64 ALU
1.9 DS 60 (188.031, .051, .231, .251)	44	09/99→03/12	➔	10/99→ 06/03		24.3222-1723.3 020459	Ø 22,2 ALU
1.9 JTD 80 (188.237, .257, .337, .357)	59	09/99→03/12					
1.9 JTD	63	10/01→03/12	➔	07/03→ 11/05		24.3222-1723.3 020459	Ø 22,2 ALU
			➔	→ 06/03		24.3222-1723.3 020459	Ø 22,2 ALU
Zubehörsatz, Bremsbacken							
1.2 16V 80 (188.233, .235, .253, .255, .333, .353, .639,...)	59	09/99→04/06	➔	<input type="checkbox"/> ; 10/99→ 06/03; - ABS; Schaltgetriebe		03.0137-9179.2 669179	AP
			➔	<input type="checkbox"/> ; 10/99→ 06/03; + ABS; Schaltgetriebe		03.0137-9247.2 669247	AP
			➔	<input type="checkbox"/> ; 10/99→ 06/03; Vollautomatik		03.0137-9247.2 669247	AP
			➔	<input type="checkbox"/> ; 07/03→ 11/05		03.0137-9247.2 669247	AP
↓							














	kw			 	! #		
FIAT - PUNTO (188_) 09/99→07/12							
Zubehörsatz, Bremsbacken							
1.2 60 (188.030, .050, .130, .150, .230, .250)	44	09/99→12/10	➡	⬇️; 10/99→06/03; - ABS		03.0137-9179.2 669179	AP
			➡	⬇️; 10/99→06/03; + ABS		03.0137-9247.2 669247	AP
			➡	⬇️; 07/03→11/05		03.0137-9247.2 669247	AP
1.2 Natural Power	44	09/03→03/12	➡	⬇️; →11/05		03.0137-9247.2 669247	AP
1.3 JTD 16V	51	06/03→03/12	➡	⬇️; 07/03→11/05		03.0137-9247.2 669247	AP
1.4	70	09/03→03/12	➡	07/05→11/05		03.0137-9310.2 669310	AP
			➡	→06/05		03.0137-9310.2 669310	AP
1.9 DS 60 (188.031, .051, .231, .251)	44	09/99→03/12	➡	⬇️; 10/99→06/03		03.0137-9247.2 669247	AP
1.9 JTD 80 (188.237, .257, .337, .357)	59	09/99→03/12					
1.9 JTD	63	10/01→03/12	➡	⬇️; →06/03		03.0137-9247.2 669247	AP
			➡	⬇️; 07/03→11/05		03.0137-9247.2 669247	AP
 Bremstrommel							
1.2 16V 80 (188.233, .235, .253, .255, .333, .353, .639, ...)	59	09/99→04/06	➡	10/99→06/03		24.0218-0011.1 480006	Ø 180,0 x 40 / 181,4
			➡	07/03→11/05		24.0218-0011.1 480006	Ø 180,0 x 40 / 181,4
1.2 60 (188.030, .050, .130, .150, .230, .250)	44	09/99→12/10					
1.2 Natural Power	44	09/03→03/12	➡	→11/05		24.0218-0011.1 480006	Ø 180,0 x 40 / 181,4
1.3 JTD 16V	51	06/03→03/12	➡	07/03→11/05		24.0218-0011.1 480006	Ø 180,0 x 40 / 181,4
1.4	70	09/03→03/12	➡	→11/05		24.0220-3007.1 480064	Ø 203,0 x 48,5 / 204,7
1.9 DS 60 (188.031, .051, .231, .251)	44	09/99→03/12	➡	10/99→06/03		24.0218-0011.1 480006	Ø 180,0 x 40 / 181,4
1.9 JTD 80 (188.237, .257, .337, .357)	59	09/99→03/12					
1.9 JTD	63	10/01→03/12	➡	07/03→11/05		24.0218-0011.1 480006	Ø 180,0 x 40 / 181,4
			➡	→06/03		24.0218-0011.1 480006	Ø 180,0 x 40 / 181,4
 Bremsbackensatz							
1.2 16V 80 (188.233, .235, .253, .255, .333, .353, .639, ...)	59	09/99→04/06	➡	10/99→06/03; - ABS; Schaltgetriebe		03.0137-0359.2 650359 03.0520-7220.3 697220	AP Ø 180 x 32 + HEB AP Ø 180 x 32 Ø 20,64 + RZ / + Zub TopKit
			➡	10/99→06/03; + ABS; Schaltgetriebe		03.0137-0360.2 650360 03.0520-7920.3 697920	AP Ø 180 x 32 + HEB AP Ø 180 x 32 Ø 20,64 + RZ / + Zub TopKit
			➡	10/99→06/03; Vollautomatik		03.0137-0360.2 650360 03.0520-6622.3 696622	AP Ø 180 x 32 + HEB AP Ø 180 x 32 Ø 22,2 + RZ / + Zub TopKit
			➡	07/03→11/05		03.0137-0360.2 650360 03.0520-7220.3 697220	AP Ø 180 x 32 + HEB AP Ø 180 x 32 Ø 20,64 + RZ / + Zub TopKit
1.2 60 (188.030, .050, .130, .150, .230, .250)	44	09/99→12/10	➡	10/99→06/03; - ABS		03.0137-0359.2 650359 03.0520-7220.3 697220	AP Ø 180 x 32 + HEB AP Ø 180 x 32 Ø 20,64 + RZ / + Zub TopKit
			➡	10/99→06/03; + ABS		03.0137-0360.2 650360 03.0520-7920.3 697920	AP Ø 180 x 32 + HEB AP Ø 180 x 32 Ø 20,64 + RZ / + Zub TopKit
			➡	07/03→11/05		03.0137-0360.2 650360 03.0520-7220.3 697220	AP Ø 180 x 32 + HEB AP Ø 180 x 32 Ø 20,64 + RZ / + Zub TopKit
1.2 Natural Power	44	09/03→03/12	➡	→11/05		03.0137-0360.2 650360 03.0520-7220.3 697220	AP Ø 180 x 32 + HEB AP Ø 180 x 32 Ø 20,64 + RZ / + Zub TopKit
1.3 JTD 16V	51	06/03→03/12	➡	07/03→11/05		03.0137-0360.2 650360 03.0520-6622.3 696622	AP Ø 180 x 32 + HEB AP Ø 180 x 32 Ø 22,2 + RZ / + Zub TopKit
1.4	70	09/03→03/12	➡	07/05→11/05		03.0137-0479.2 650479	AP Ø 203 x 38 + HEB
			➡	→06/05		03.0137-0479.2 650479	AP Ø 203 x 38 + HEB
↓							













	kw					! #		
FIAT - PUNTO (188_) 09/99→07/12								
 Bremsbackensatz								
1.4	70	09/03→03/12	➔	→ 11/05			03.0520-8620.3 698620	AP Ø 203 x 38 Ø 20,64 + RZ / + Zub TopKit
1.9 DS 60 (188.031, .051, .231, .251)	44	09/99→03/12	➔	10/99→ 06/03			03.0137-0360.2 650360 03.0520-6622.3 696622	AP Ø 180 x 32 + HEB AP Ø 180 x 32 Ø 22,2 + RZ / + Zub TopKit
1.9 JTD 80 (188.237, .257, .337, .357)	59	09/99→03/12						
1.9 JTD	63	10/01→03/12	➔	07/03→ 11/05			03.0137-0360.2 650360 03.0520-6622.3 696622	AP Ø 180 x 32 + HEB AP Ø 180 x 32 Ø 22,2 + RZ / + Zub TopKit
			➔	→ 06/03			03.0137-0360.2 650360 03.0520-6622.3 696622	AP Ø 180 x 32 + HEB AP Ø 180 x 32 Ø 22,2 + RZ / + Zub TopKit
 Seilzug, Feststellbremse								
1.2 16V 80 (188.233, .235, .253, .255, .333, .353, .639,...)	59	09/99→04/06	➔	⏴; 10/99→ 06/03; Trommelbremse	2	24.3727-0538.2 580538	L= 1.456 - Zub	
			➔	⏴; 07/03→ 11/05; Trommelbremse	2	24.3727-0538.2 580538	L= 1.456 - Zub	
1.2 60 (188.030, .050, .130, .150, .230, .250)	44	09/99→12/10						
1.2 Natural Power	44	09/03→03/12	➔	⏴; → 11/05; Trommelbremse	2	24.3727-0538.2 580538	L= 1.456 - Zub	
1.3 JTD 16V	51	06/03→03/12	➔	⏴; 07/03→ 11/05; Trommelbremse	2	24.3727-0538.2 580538	L= 1.456 - Zub	
1.4	70	09/03→03/12	➔	⏴; → 11/05; Trommelbremse	2	24.3727-0563.2 580563	L= 1.467	
1.9 DS 60 (188.031, .051, .231, .251)	44	09/99→03/12	➔	⏴; 10/99→ 06/03; Trommelbremse	2	24.3727-0538.2 580538	L= 1.456 - Zub	
1.9 JTD 80 (188.237, .257, .337, .357)	59	09/99→03/12						
1.9 JTD	63	10/01→03/12	➔	⏴; → 06/03; Trommelbremse	2	24.3727-0538.2 580538	L= 1.456 - Zub	
			➔	⏴; 07/03→ 11/05; Trommelbremse	2	24.3727-0538.2 580538	L= 1.456 - Zub	
FIAT - PUNTO (199_) 01/12→								
 Radbremszylinder								
0.9	74	12/13→	➔			24.3220-1728.3 020509	Ø 20,64 ALU	
0.9	77	07/13→						
0.9 Bifuel	63	03/12→						
0.9 Twinair Turbo	63	03/12→						
1.2	49	02/14→						
1.2	51	03/12→						
1.3 D Multijet	55	03/12→						
1.3 D Multijet	59	12/13→						
1.3 D Multijet	62	03/12→						
1.3 D Multijet	70	03/12→						
1.3 JTD Multijet (199.AYR1A, 199.BYR1A)	66	05/18→						
1.4	55	03/12→						
1.4 (199AXB1A)	57	03/12→						
1.4 Multi Air	77	03/12→						
1.4 Turbo Multi Air	99	03/12→						
Zubehörsatz, Bremsbacken								
0.9	74	12/13→	➔			03.0137-9310.2 669310	AP	
0.9	77	07/13→						
0.9 Bifuel	63	03/12→						
0.9 Twinair Turbo	63	03/12→						
1.2	49	02/14→						
1.2	51	03/12→						
1.3 D Multijet	55	03/12→	➔			03.0137-9309.2 669309	AP	
1.3 D Multijet	59	12/13→						
1.3 D Multijet	62	03/12→						
1.3 D Multijet	70	03/12→						
1.3 JTD Multijet (199.AYR1A, 199.BYR1A)	66	05/18→						
1.4	55	03/12→						
1.4 (199AXB1A)	57	03/12→						
1.4 Multi Air	77	03/12→						
1.4 Turbo Multi Air	99	03/12→						
 Bremstrommel								
1.3 D Multijet	55	03/12→	➔			24.0222-8037.1 480302	Ø 228,3 x 48 / 230	
1.3 D Multijet	59	12/13→						













	kW					! #		
FIAT - PUNTO (199_) 01/12→								
 Bremstrommel								
1.3 D Multijet	62	03/12→	➔				24.0222-8037.1 480302	Ø 228,3 x 48 / 230
1.3 D Multijet	70	03/12→						
1.3 JTD Multijet (199.AYR1A, 199.BYR1A)	66	05/18→						
1.4	55	03/12→						
1.4 (199AXB1A)	57	03/12→						
1.4 Multi Air	77	03/12→						
1.4 Turbo Multi Air	99	03/12→						
 Bremsbackensatz								
0.9	74	12/13→	➔				03.0137-0479.2 650479	AP Ø 203 x 38 + HEB
0.9	77	07/13→						
0.9 Bifuel	63	03/12→						
0.9 Twinair Turbo	63	03/12→						
1.2	49	02/14→						
1.2	51	03/12→						
1.3 D Multijet	55	03/12→	➔				03.0137-0478.2 650478	AP Ø 228 x 42 + HEB
1.3 D Multijet	59	12/13→						
1.3 D Multijet	62	03/12→						
1.3 D Multijet	70	03/12→						
1.3 JTD Multijet (199.AYR1A, 199.BYR1A)	66	05/18→						
1.4	55	03/12→						
1.4 (199AXB1A)	57	03/12→						
1.4 Multi Air	77	03/12→						
1.4 Turbo Multi Air	99	03/12→						
 Seilzug, Feststellbremse								
0.9	74	12/13→	➔	<input type="checkbox"/>	Trommelbremse		24.3727-0575.2 580575	L= 1.642
0.9	77	07/13→	➔	<input type="checkbox"/>			24.3727-0576.2 580576	L= 1.660
0.9 Bifuel	63	03/12→						
0.9 Twinair Turbo	63	03/12→						
1.2	49	02/14→						
1.2	51	03/12→	➔	<input type="checkbox"/>			24.3727-0579.2 580579	L= 1.654
1.4 Bifuel	57	03/12→	➔	<input type="checkbox"/>			24.3727-0580.2 580580	L= 1.673
1.4 Natural Power	57	03/12→	➔	<input type="checkbox"/>				
1.3 D Multijet	55	03/12→	➔	<input type="checkbox"/>	Trommelbremse		24.3727-0577.2 580577	L= 1.674
1.3 D Multijet	59	12/13→	➔	<input type="checkbox"/>			24.3727-0578.2 580578	L= 1.689
1.3 D Multijet	62	03/12→	➔	<input type="checkbox"/>				
1.3 D Multijet	70	03/12→	➔	<input type="checkbox"/>	Scheibenbremse		24.3727-0579.2 580579	L= 1.654
1.3 JTD Multijet (199.AYR1A, 199.BYR1A)	66	05/18→	➔	<input type="checkbox"/>	Scheibenbremse		24.3727-0580.2 580580	L= 1.673
1.4	55	03/12→						
1.4 (199AXB1A)	57	03/12→						
1.4 Multi Air	77	03/12→						
1.4 Turbo Multi Air	99	03/12→						
FIAT - PUNTO Cabriolet (176_) 04/94→06/00								
 Radbremszylinder								
60 1.2	43	04/94→06/00	➔				24.3220-1107.3 020218	AP Ø 20,64 GG
60 1.2 (176AR_, 176BR_)	44	05/95→06/00					24.3220-1108.3 020219	BDX Ø 20,64 GG
90 1.6	65	04/94→04/97						
85 16V 1.2	63	04/97→06/00	➔	06/97→			24.3220-1107.3 020218	AP Ø 20,64 GG
							24.3220-1108.3 020219	BDX Ø 20,64 GG
Zubehörsatz, Bremsbacken								
60 1.2	43	04/94→06/00	➔				03.0137-9088.2 669088	BDX
60 1.2 (176AR_, 176BR_)	44	05/95→06/00					03.0137-9179.2 669179	AP
90 1.6	65	04/94→04/97						
85 16V 1.2	63	04/97→06/00	➔	06/97→			03.0137-9088.2 669088	BDX
							03.0137-9179.2 669179	AP
 Bremstrommel								
60 1.2	43	04/94→06/00	➔				24.0218-0011.1 480006	Ø 180,0 x 40 / 181,4
60 1.2 (176AR_, 176BR_)	44	05/95→06/00						
90 1.6	65	04/94→04/97						
85 16V 1.2	63	04/97→06/00	➔	06/97→			24.0218-0011.1 480006	Ø 180,0 x 40 / 181,4
 Bremsbackensatz								
60 1.2	43	04/94→06/00	➔				03.0137-0207.2 650207	BDX Ø 180 x 32 + HEB
							03.0137-0274.2 650274	AP Ø 180 x 32 + HEB















	kw					! #		
FIAT - PUNTO Cabriolet (176_) 04/94→06/00								
 Bremsbackensatz								
60 1.2 (176AR_, 176BR_) 90 1.6	44 65	05/95→06/00 04/94→04/97	➔				03.0420-5220.3 685220 03.0520-5120.3 695120 03.0520-5220.3 695220	AP Ø 180 x 32 Ø 20,64 + RZ / + Zub Kit BDX Ø 180 x 32 Ø 20,64 + RZ / + Zub TopKit AP Ø 180 x 32 Ø 20,64 + RZ / + Zub TopKit
85 16V 1.2	63	04/97→06/00	➔	06/97→			03.0137-0207.2 650207 03.0137-0274.2 650274 03.0420-5220.3 685220 03.0520-5120.3 695120 03.0520-5220.3 695220	BDX Ø 180 x 32 + HEB AP Ø 180 x 32 + HEB AP Ø 180 x 32 Ø 20,64 + RZ / + Zub Kit BDX Ø 180 x 32 Ø 20,64 + RZ / + Zub TopKit AP Ø 180 x 32 Ø 20,64 + RZ / + Zub TopKit
 Seilzug, Feststellbremse								
60 1.2 60 1.2 (176AR_, 176BR_) 90 1.6	43 44 65	04/94→06/00 05/95→06/00 04/94→04/97	➔ ➔ ➔	<input type="checkbox"/> ; Trommelbremse <input type="checkbox"/> ; Trommelbremse			24.3727-0525.2 580525 24.3727-0526.2 580526	L= 1.469 L= 1.456
85 16V 1.2	63	04/97→06/00	➔ ➔	<input type="checkbox"/> ; 06/97→; Trommelbremse <input type="checkbox"/> ; 06/97→; Trommelbremse			24.3727-0525.2 580525 24.3727-0526.2 580526	L= 1.469 L= 1.456
FIAT - PUNTO EVO (199_) 07/08→								
 Radbremsszylinder								
1.2 1.2 1.3 D Multijet 1.3 D Multijet 1.3 D Multijet 1.3 D Multijet 1.3 D Multijet 1.4 (199AXB1A) 1.4 16V 1.4 16V (199AXW1A) 1.4 (199AXH1A)	48 51 51 55 62 66 70 57 77 99 55	10/09→02/12 10/09→02/12 07/08→02/12 10/09→02/12 10/09→02/12 10/09→02/12 10/09→02/12 10/09→02/12 10/09→02/12 10/09→02/12 07/09→02/12	➔ ➔ ➔ ➔ ➔ ➔ ➔ ➔ ➔ ➔ ➔				24.3220-1728.3 020509 24.3220-1728.3 020509	Ø 20,64 ALU Ø 20,64 ALU
Zubehörsatz, Bremsbacken								
1.2 1.2 1.3 D Multijet 1.3 D Multijet 1.3 D Multijet 1.3 D Multijet 1.3 D Multijet 1.4 (199AXB1A) 1.4 16V 1.4 16V (199AXW1A) 1.4 (199AXH1A)	48 51 51 55 62 66 70 57 77 99 55	10/09→02/12 10/09→02/12 07/08→02/12 10/09→02/12 10/09→02/12 10/09→02/12 10/09→02/12 10/09→02/12 10/09→02/12 10/09→02/12 07/09→02/12	➔ ➔ ➔ ➔ ➔ ➔ ➔ ➔ ➔ ➔ ➔				03.0137-9310.2 669310 03.0137-9309.2 669309 03.0137-9309.2 669309	AP AP AP
 Bremstrommel								
1.3 D Multijet 1.3 D Multijet 1.3 D Multijet 1.3 D Multijet 1.3 D Multijet 1.4 (199AXB1A) 1.4 16V 1.4 16V (199AXW1A) 1.4 (199AXH1A)	51 55 62 66 70 57 77 99 55	07/08→02/12 10/09→02/12 10/09→02/12 10/09→02/12 10/09→02/12 10/09→02/12 10/09→02/12 10/09→02/12 07/09→02/12	➔ ➔ ➔ ➔ ➔ ➔ ➔ ➔ ➔				24.0222-8037.1 480302 24.0222-8037.1 480302	Ø 228,3 x 48 / 230 Ø 228,3 x 48 / 230
 Bremsbackensatz								
1.2 1.2 1.3 D Multijet 1.3 D Multijet 1.3 D Multijet 1.3 D Multijet 1.3 D Multijet 1.4 (199AXB1A) 1.4 16V 1.4 16V (199AXW1A) 1.4 (199AXH1A)	48 51 51 55 62 66 70 57 77 99 55	10/09→02/12 10/09→02/12 07/08→02/12 10/09→02/12 10/09→02/12 10/09→02/12 10/09→02/12 10/09→02/12 10/09→02/12 10/09→02/12 07/09→02/12	➔ ➔ ➔ ➔ ➔ ➔ ➔ ➔ ➔ ➔ ➔				03.0137-0479.2 650479 03.0137-0478.2 650478 03.0137-0478.2 650478	AP Ø 203 x 38 + HEB AP Ø 228 x 42 + HEB AP Ø 228 x 42 + HEB
↓								

























	kw			 	! #		
FIAT - PUNTO EVO (199_) 07/08→							
 Seilzug, Feststellbremse							
1.2	48	10/09→02/12	➔	☐; Trommelbremse		24.3727-0575.2 580575	L= 1.642
			➔	☐		24.3727-0576.2 580576	L= 1.660
1.2	51	10/09→02/12	➔	☐; Trommelbremse		24.3727-0575.2 580575	L= 1.642
			➔	☐; Trommelbremse		24.3727-0576.2 580576	L= 1.660
			➔	☐; Scheibenbremse		24.3727-0579.2 580579	L= 1.654
			➔	☐; Scheibenbremse		24.3727-0580.2 580580	L= 1.673
1.3 D Multijet	51	07/08→02/12	➔	☐; Trommelbremse		24.3727-0577.2 580577	L= 1.674
1.3 D Multijet	55	10/09→02/12	➔	☐		24.3727-0578.2 580578	L= 1.689
1.3 D Multijet	62	10/09→02/12	➔	☐		24.3727-0578.2 580578	L= 1.689
1.3 D Multijet	66	10/09→02/12	➔	☐; Scheibenbremse		24.3727-0579.2 580579	L= 1.654
1.3 D Multijet	70	10/09→02/12	➔	☐; Scheibenbremse		24.3727-0579.2 580579	L= 1.654
1.4 (199AXB1A)	57	10/09→02/12	➔	☐; Scheibenbremse		24.3727-0580.2 580580	L= 1.673
1.4 16V	77	10/09→02/12	➔	☐		24.3727-0580.2 580580	L= 1.673
1.4 16V (199AXW1A)	99	10/09→02/12	➔	☐		24.3727-0580.2 580580	L= 1.673
1.4 (199AXH1A)	55	07/09→02/12	➔	☐; 10/09→; Trommelbremse		24.3727-0577.2 580577	L= 1.674
			➔	☐; 10/09→		24.3727-0578.2 580578	L= 1.689
			➔	☐; 10/09→; Scheibenbremse		24.3727-0579.2 580579	L= 1.654
			➔	☐; 10/09→; Scheibenbremse		24.3727-0580.2 580580	L= 1.673
1.4 LPG	57	06/09→02/12	➔	☐		24.3727-0579.2 580579	L= 1.654
1.4 Natural Power	57	10/09→02/12	➔	☐		24.3727-0579.2 580579	L= 1.654
1.6 D Multijet	88	10/09→02/12	➔	☐		24.3727-0580.2 580580	L= 1.673
FIAT - PUNTO Van (176_) 04/96→02/00							
 Radbremszylinder							
1.1	40	04/96→02/00	➔	→ 09/99		24.3220-1107.3 020218	AP Ø 20,64 GG
1.7 TD	52	04/96→02/00	➔			24.3220-1108.3 020219	BDX Ø 20,64 GG
1.7 D	42	04/96→02/00	➔	→ 05/97		24.3220-1107.3 020218	AP Ø 20,64 GG
						24.3220-1108.3 020219	BDX Ø 20,64 GG
Zubehörsatz, Bremsbacken							
1.1	40	04/96→02/00	➔	→ 09/99		03.0137-9088.2 669088	BDX
1.7 TD	52	04/96→02/00	➔			03.0137-9179.2 669179	AP
1.7 D	42	04/96→02/00	➔	→ 05/97		03.0137-9088.2 669088	BDX
						03.0137-9179.2 669179	AP
 Bremstrommel							
1.1	40	04/96→02/00	➔	→ 09/99		24.0218-0011.1 480006	Ø 180,0 x 40 / 181,4
1.7 TD	52	04/96→02/00	➔			24.0218-0011.1 480006	Ø 180,0 x 40 / 181,4
1.7 D	42	04/96→02/00	➔	→ 05/97		24.0218-0011.1 480006	Ø 180,0 x 40 / 181,4
 Bremsbackensatz							
1.1	40	04/96→02/00	➔	→ 09/99		03.0137-0207.2 650207	BDX Ø 180 x 32 + HEB
1.7 TD	52	04/96→02/00	➔			03.0137-0274.2 650274	AP Ø 180 x 32 + HEB
						03.0420-5220.3 685220	AP Ø 180 x 32 Ø 20,64 + RZ / + Zub Kit
						03.0520-5120.3 695120	BDX Ø 180 x 32 Ø 20,64 + RZ / + Zub TopKit
						03.0520-5220.3 695220	AP Ø 180 x 32 Ø 20,64 + RZ / + Zub TopKit
1.7 D	42	04/96→02/00	➔	→ 05/97		03.0137-0207.2 650207	BDX Ø 180 x 32 + HEB
						03.0137-0274.2 650274	AP Ø 180 x 32 + HEB
						03.0420-5220.3 685220	AP Ø 180 x 32 Ø 20,64 + RZ / + Zub Kit
						03.0520-5120.3 695120	BDX Ø 180 x 32 Ø 20,64 + RZ / + Zub TopKit
						03.0520-5220.3 695220	AP Ø 180 x 32 Ø 20,64 + RZ / + Zub TopKit
 Seilzug, Feststellbremse							
1.1	40	04/96→02/00	➔	☐; → 09/99; Trommelbremse		24.3727-0525.2 580525	L= 1.469
1.7 TD	52	04/96→02/00	➔	☐; → 09/99; Trommelbremse		24.3727-0526.2 580526	L= 1.456
1.7 D	42	04/96→02/00	➔	☐; → 05/97; Trommelbremse		24.3727-0525.2 580525	L= 1.469
			➔	☐; → 05/97; Trommelbremse		24.3727-0526.2 580526	L= 1.456








	kw					! #		
FIAT - PUNTO Van (188_) 02/00→12/10								
 Radbremszylinder								
1.2 60	44	02/00→10/09	➡	→ 06/03		24.3220-1720.3	020455	Ø 20,64 ALU
1.9 D 60	44	02/00→10/09	➡	→ 06/03		24.3222-1723.3	020459	Ø 22,2 ALU
Zubehörsatz, Bremsbacken								
1.2 60	44	02/00→10/09	➡	⬇; → 06/03; - ABS		03.0137-9179.2	669179	AP
			➡	⬇; → 06/03; + ABS		03.0137-9247.2	669247	AP
1.9 D 60	44	02/00→10/09	➡	⬇; → 06/03		03.0137-9247.2	669247	AP
 Bremstrommel								
1.2 60	44	02/00→10/09	➡	→ 06/03		24.0218-0011.1	480006	Ø 180,0 x 40 / 181,4
1.9 D 60	44	02/00→10/09	➡	→ 06/03				
 Bremsbackensatz								
1.2 60	44	02/00→10/09	➡	→ 06/03; - ABS		03.0137-0359.2	650359	AP Ø 180 x 32 + HEB
			➡	→ 06/03; + ABS		03.0520-7220.3	697220	AP Ø 180 x 32 Ø 20,64 + RZ / + Zub TopKit
1.2 60	44	02/00→10/09	➡	→ 06/03; - ABS		03.0137-0360.2	650360	AP Ø 180 x 32 + HEB
			➡	→ 06/03; + ABS		03.0520-7920.3	697920	AP Ø 180 x 32 Ø 20,64 + RZ / + Zub TopKit
1.9 D 60	44	02/00→10/09	➡	→ 06/03		03.0137-0360.2	650360	AP Ø 180 x 32 + HEB
						03.0520-6622.3	696622	AP Ø 180 x 32 Ø 22,2 + RZ / + Zub TopKit
 Seilzug, Feststellbremse								
1.2 60	44	02/00→10/09	➡	⬇; → 06/03; Trommelbremse	2	24.3727-0538.2	580538	L= 1.456 - Zub
1.9 D 60	44	02/00→10/09	➡	→ 06/03; Trommelbremse				
FIAT - PUNTO Van (199_) 02/06→								
 Seilzug, Feststellbremse								
1.4 Natural Power (199AXB1A, 199AXL1A)	57	03/09→	➡	☐; 10/09→		24.3727-0579.2	580579	L= 1.654
			➡	☐; 10/09→		24.3727-0580.2	580580	L= 1.673
FIAT - QUBO (225_) 02/08→								
 Radbremszylinder								
1.3 D Multijet (225AXE1A, 225CXE1A)	70	07/10→	➡			24.3220-1728.3	020509	Ø 20,64 ALU
1.3 D Multijet (225AXG1A, 225CXG1A, 225AXG11, 225CXG11)	59	03/15→						
1.4 (225AXA1A, 225CXA1A)	57	10/09→						
1.4 Natural Power (225AXC1A)	57	10/09→						
1.3 D Multijet (225CXB1A, 225AXB1A, 225CXB11, 225AXB11,....	55	02/08→	➡	09/08→		24.3220-1728.3	020509	Ø 20,64 ALU
1.4 (225AXA1A)	54	02/08→						
Zubehörsatz, Bremsbacken								
1.3 D Multijet (225AXE1A, 225CXE1A)	70	07/10→	➡			03.0137-9309.2	669309	AP
	59		03/15→					
1.3 D Multijet (225AXG1A, 225CXG1A, 225AXG11, 225CXG11)	59	03/15→						
	57		10/09→					
1.4 (225AXA1A, 225CXA1A)	57	10/09→						
1.4 Natural Power (225AXC1A)	57	10/09→						
1.3 D Multijet (225CXB1A, 225AXB1A, 225CXB11, 225AXB11,....	55	02/08→	➡	09/08→		03.0137-9309.2	669309	AP
1.4 (225AXA1A)	54	02/08→	➡	09/08→; für Fahrzeuge mit verstärkter Bremse		03.0137-9309.2	669309	AP
			➡	09/08→; nicht für Fahrzeuge mit verstärkter Bremse		03.0137-9310.2	669310	AP
↓								

	kW			 	! #		
FIAT - QUBO (225_) 02/08→							
 Bremstrommel							
1.3 D Multijet (225AXE1A, 225CXE1A)	70	07/10→	➔			24.0222-8018.1 480078	Ø 228,0 x 48 / 230
1.3 D Multijet (225AXG1A, 225CXG1A, 225AXG11, 225CXG11)	59	03/15→					
1.4 (225AXA1A, 225CA1A)	57	10/09→					
1.4 Natural Power (225AXC1A)	57	10/09→					
1.3 D Multijet (225CXB1A, 225AXB1A, 225CXB11, 225AXB11,....)	55	02/08→	➔	09/08→		24.0222-8018.1 480078	Ø 228,0 x 48 / 230
1.4 (225AXA1A)	54	02/08→	➔	09/08→; nicht für Fahrzeuge mit verstärkter Bremse		24.0220-3007.1 480064	Ø 203,0 x 48,5 / 204,7
			➔	09/08→; für Fahrzeuge mit verstärkter Bremse		24.0222-8018.1 480078	Ø 228,0 x 48 / 230
 Bremsbackensatz							
1.3 D Multijet (225AXE1A, 225CXE1A)	70	07/10→	➔			03.0137-0493.2 650493	AP Ø 228 x 42 + HEB
1.3 D Multijet (225AXG1A, 225CXG1A, 225AXG11, 225CXG11)	59	03/15→				03.0521-0120.3 690120	AP Ø 228 x 42 Ø 20,64 + RZ / + Zub TopKit
1.4 (225AXA1A, 225CA1A)	57	10/09→					
1.4 Natural Power (225AXC1A)	57	10/09→					
1.3 D Multijet (225CXB1A, 225AXB1A, 225CXB11, 225AXB11,....)	55	02/08→	➔	09/08→		03.0137-0493.2 650493 03.0521-0120.3 690120	AP Ø 228 x 42 + HEB AP Ø 228 x 42 Ø 20,64 + RZ / + Zub TopKit
1.4 (225AXA1A)	54	02/08→	➔	09/08→; für Fahrzeuge mit verstärkter Bremse		03.0137-0457.2 650457 03.0521-0120.3 690120	AP Ø 228 x 42 + HEB AP Ø 228 x 42 Ø 20,64 + RZ / + Zub TopKit
			➔	09/08→; nicht für Fahrzeuge mit verstärkter Bremse		03.0137-0479.2 650479 03.0520-9220.3 699220	AP Ø 203 x 38 + HEB AP Ø 203 x 38 Ø 20,64 + RZ / + Zub TopKit
FIAT - SCUDO (270_, 272_) 01/07→							
 Radbremszylinder							
1.6 D Multijet	66	01/07→	➔			24.3222-1726.3 020518	TRW Ø 22,2 ALU
1.6 D Multijet	66	02/11→					
Zubehörsatz, Bremsbacken							
1.6 D Multijet	66	01/07→	➔			03.0137-9219.2 669219	TRW
1.6 D Multijet	66	02/11→					
 Bremsbackensatz							
1.6 D Multijet	66	01/07→	➔	nicht für Wohnmobile		03.0137-0334.2 650334	TRW Ø 254 x 57 + HEB
1.6 D Multijet	66	02/11→				03.0520-7122.3 697122	TRW Ø 254 x 57 Ø 22,2 + RZ / + Zub TopKit
FIAT - SCUDO Combinato (220_) 02/96→12/06							
 Radbremszylinder							
1.6	58	02/96→12/06	➔			24.3219-1704.3 020374	Ø 19,05 GG
1.9 D	51	02/96→04/98					
1.9 D	51	04/98→12/06					
1.9 TD	68	02/96→12/06					
1.9 TD Eco	66	02/96→12/06					
2.0 16V	100	06/00→12/06					
2.0 JTD	69	01/04→12/06					
2.0 JTD	80	12/99→12/06					
2.0 JTD 16V	80	05/99→12/06	➔	12/99→		24.3219-1704.3 020374	Ø 19,05 GG
Zubehörsatz, Bremsbacken							
1.6	58	02/96→12/06	➔			03.0137-9208.2 669208	
1.9 D	51	02/96→04/98					
1.9 D	51	04/98→12/06					
1.9 TD	68	02/96→12/06					
1.9 TD Eco	66	02/96→12/06					
2.0 16V	100	06/00→12/06					
2.0 JTD	69	01/04→12/06					
↓							

	kw					! #		
FIAT - SCUDO Combinato (220_) 02/96→12/06								
Zubehörsatz, Bremsbacken								
2.0 JTD	80	12/99→12/06	➔				03.0137-9208.2 669208	
2.0 JTD 16V	80	05/99→12/06	➔	12/99→			03.0137-9208.2 669208	
 Bremstrommel								
1.6	58	02/96→12/06	➔				24.0225-5003.1 480066	Ø 255,0 x 67 / 256
1.9 D	51	02/96→04/98						
1.9 D	51	04/98→12/06						
1.9 TD	68	02/96→12/06						
1.9 TD Eco	66	02/96→12/06						
2.0 16V	100	06/00→12/06						
2.0 JTD	69	01/04→12/06						
2.0 JTD	80	12/99→12/06						
2.0 JTD 16V	80	05/99→12/06	➔	12/99→			24.0225-5003.1 480066	Ø 255,0 x 67 / 256
 Bremsbackensatz								
1.6	58	02/96→12/06	➔				03.0137-0314.2 650314	Ø 255 x 61
1.9 D	51	02/96→04/98					03.0520-2619.3 692619	BDX Ø 255 x 61 Ø 19,05 + RZ / + Zub TopKit
1.9 D	51	04/98→12/06						
1.9 TD	68	02/96→12/06						
1.9 TD Eco	66	02/96→12/06						
2.0 16V	100	06/00→12/06						
2.0 JTD	69	01/04→12/06						
2.0 JTD	80	12/99→12/06						
2.0 JTD 16V	80	05/99→12/06	➔	12/99→			03.0137-0314.2 650314 03.0520-2619.3 692619	Ø 255 x 61 BDX Ø 255 x 61 Ø 19,05 + RZ / + Zub TopKit
 Seilzug, Feststellbremse								
1.6	58	02/96→12/06	←	⬆; nicht für verlängerten Radstand; Trommelbremse	1	24.3727-0336.2 580336		L= 500
1.9 D	51	02/96→04/98						
1.9 D	51	04/98→12/06	←	⬆; für verlängerten Radstand; Trommelbremse	1	24.3727-0341.2 580341		L= 900
1.9 TD	68	02/96→12/06						
1.9 TD Eco	66	02/96→12/06						
2.0 16V	100	06/00→12/06	➔	⬇; Trommelbremse		24.3727-0531.2 580531		L= 2.286
2.0 JTD	69	01/04→12/06	➔	⬇; Trommelbremse		24.3727-0532.2 580532		L= 1.063
2.0 JTD	80	12/99→12/06						
2.0 JTD 16V	80	05/99→12/06	←	⬆; 12/99→; nicht für verlängerten Radstand; Trommelbremse	1	24.3727-0336.2 580336		L= 500
			←	⬆; 12/99→; für verlängerten Radstand; Trommelbremse	1	24.3727-0341.2 580341		L= 900
			➔	⬇; 12/99→; Trommelbremse		24.3727-0531.2 580531		L= 2.286
			➔	⬇; 12/99→; Trommelbremse		24.3727-0532.2 580532		L= 1.063
FIAT - SCUDO Kasten (220_) 02/96→12/06								
 Radbremszylinder								
1.6	58	02/96→12/06	➔				24.3219-1704.3 020374	Ø 19,05 GG
1.9 D	51	02/96→12/06						
1.9 D	51	04/98→12/06						
1.9 TD	66	02/96→12/06						
1.9 TD	68	02/98→12/06						
2.0 JTD	80	12/02→12/06						
2.0	100	05/00→12/06	➔	06/00→			24.3219-1704.3 020374	Ø 19,05 GG
2.0 JTD	69	10/99→12/06	➔				24.3219-1704.3 020374	Ø 19,05 GG
2.0 JTD 16V	80	05/99→12/06	➔	12/99→				
Zubehörsatz, Bremsbacken								
1.6	58	02/96→12/06	➔				03.0137-9208.2 669208	
1.9 D	51	02/96→12/06						
1.9 D	51	04/98→12/06						
1.9 TD	66	02/96→12/06						
1.9 TD	68	02/98→12/06						
2.0 JTD	80	12/02→12/06						
2.0	100	05/00→12/06	➔	06/00→			03.0137-9208.2 669208	
2.0 JTD	69	10/99→12/06	➔	12/99→			03.0137-9208.2 669208	
2.0 JTD 16V	80	05/99→12/06						
 Bremstrommel								
1.6	58	02/96→12/06	➔				24.0225-5003.1 480066	Ø 255,0 x 67 / 256
1.9 D	51	02/96→12/06						
1.9 D	51	04/98→12/06						
1.9 TD	66	02/96→12/06						
1.9 TD	68	02/98→12/06						
2.0 JTD	80	12/02→12/06						
↓								

	kw					! #		
FIAT - SCUDO Kasten (220_) 02/96→12/06								
 Bremstrommel								
2.0	100	05/00→12/06	➔	06/00→		24.0225-5003.1	480066	Ø 255,0 x 67 / 256
2.0 JTD	69	10/99→12/06	➔	12/99→		24.0225-5003.1	480066	Ø 255,0 x 67 / 256
2.0 JTD 16V	80	05/99→12/06						
 Bremsbackensatz								
1.6	58	02/96→12/06	➔			03.0137-0314.2	650314	Ø 255 x 61
1.9 D	51	02/96→12/06				03.0520-2619.3	692619	BDX Ø 255 x 61 Ø 19,05 + RZ / + Zub TopKit
1.9 D	51	04/98→12/06						
1.9 TD	66	02/96→12/06						
1.9 TD	68	02/98→12/06						
2.0 JTD	80	12/02→12/06						
2.0	100	05/00→12/06	➔	06/00→		03.0137-0314.2	650314	Ø 255 x 61
						03.0520-2619.3	692619	BDX Ø 255 x 61 Ø 19,05 + RZ / + Zub TopKit
2.0 JTD	69	10/99→12/06	➔	12/99→		03.0137-0314.2	650314	Ø 255 x 61
2.0 JTD 16V	80	05/99→12/06				03.0520-2619.3	692619	BDX Ø 255 x 61 Ø 19,05 + RZ / + Zub TopKit
 Seilzug, Feststellbremse								
1.6	58	02/96→12/06	←	⬆; nicht für verlängerten Radstand; Trommelbremse	1	24.3727-0336.2	580336	L= 500
1.9 D	51	02/96→12/06						
1.9 D	51	04/98→12/06	←	⬆; für verlängerten Radstand; Trommelbremse	1	24.3727-0341.2	580341	L= 900
1.9 TD	66	02/96→12/06						
1.9 TD	68	02/98→12/06						
2.0 JTD	80	12/02→12/06	➔	☐; Trommelbremse		24.3727-0531.2	580531	L= 2.286
			➔	☐; Trommelbremse		24.3727-0532.2	580532	L= 1.063
2.0	100	05/00→12/06	←	⬆; 06/00→; nicht für verlängerten Radstand; Trommelbremse	1	24.3727-0336.2	580336	L= 500
			←	⬆; 06/00→; für verlängerten Radstand; Trommelbremse	1	24.3727-0341.2	580341	L= 900
			➔	☐; 06/00→; Trommelbremse		24.3727-0531.2	580531	L= 2.286
			➔	☐; 06/00→; Trommelbremse		24.3727-0532.2	580532	L= 1.063
2.0 JTD	69	10/99→12/06	←	⬆; 12/99→; nicht für verlängerten Radstand; Trommelbremse	1	24.3727-0336.2	580336	L= 500
2.0 JTD 16V	80	05/99→12/06	←	⬆; 12/99→; für verlängerten Radstand; Trommelbremse	1	24.3727-0341.2	580341	L= 900
			➔	☐; 12/99→; Trommelbremse		24.3727-0531.2	580531	L= 2.286
			➔	☐; 12/99→; Trommelbremse		24.3727-0532.2	580532	L= 1.063
FIAT - SCUDO Kasten (270_, 272_) 01/07→								
 Radbremsszylinder								
1.6 D Multijet	66	01/07→	➔			24.3222-1726.3	020518	TRW Ø 22,2 ALU
1.6 D Multijet	66	02/11→						
Zubehörsatz, Bremsbacken								
1.6 D Multijet	66	01/07→	➔			03.0137-9219.2	669219	TRW
1.6 D Multijet	66	02/11→						
 Bremsbackensatz								
1.6 D Multijet	66	01/07→	➔	nicht für Wohnmobile		03.0137-0334.2	650334	TRW Ø 254 x 57 + HEB
1.6 D Multijet	66	02/11→				03.0520-7122.3	697122	TRW Ø 254 x 57 Ø 22,2 + RZ / + Zub TopKit
FIAT - SCUDO Pritsche/Fahrgestell (220_) 09/96→12/06								
 Radbremsszylinder								
1.9 D	51	04/98→12/06	➔			24.3219-1704.3	020374	Ø 19,05 GG
2.0 JTD	69	10/99→12/06	➔	12/99→		24.3219-1704.3	020374	Ø 19,05 GG
2.0 JTD 16V	80	05/99→12/06						
Zubehörsatz, Bremsbacken								
1.9 D	51	04/98→12/06	➔			03.0137-9208.2	669208	
2.0 JTD	69	10/99→12/06	➔	12/99→		03.0137-9208.2	669208	
2.0 JTD 16V	80	05/99→12/06						
 Bremstrommel								
1.9 D	51	04/98→12/06	➔			24.0225-5003.1	480066	Ø 255,0 x 67 / 256
2.0 JTD	69	10/99→12/06	➔	12/99→		24.0225-5003.1	480066	Ø 255,0 x 67 / 256
↓								

	kw					! #		
FIAT - SCUDO Pritsche/Fahrgestell (220_) 09/96→12/06								
 Bremstrommel								
2.0 JTD 16V	80	05/99→12/06	➔	12/99→			24.0225-5003.1 480066	Ø 255,0 x 67 / 256
 Bremsbackensatz								
1.9 D	51	04/98→12/06	➔				03.0137-0314.2 650314 03.0520-2619.3 692619	Ø 255 x 61 BDX Ø 255 x 61 Ø 19,05 + RZ / + Zub TopKit
2.0 JTD 2.0 JTD 16V	69 80	10/99→12/06 05/99→12/06	➔	12/99→			03.0137-0314.2 650314 03.0520-2619.3 692619	Ø 255 x 61 BDX Ø 255 x 61 Ø 19,05 + RZ / + Zub TopKit
 Seilzug, Feststellbremse								
1.9 D	51	04/98→12/06	←	 ; nicht für verlängerten Radstand; Trommelbremse	1	24.3727-0336.2 580336	L= 500	
			←	 ; für verlängerten Radstand; Trommelbremse	1	24.3727-0341.2 580341	L= 900	
			➔	 ; Trommelbremse		24.3727-0531.2 580531	L= 2.286	
			➔	 ; Trommelbremse		24.3727-0532.2 580532	L= 1.063	
2.0 JTD 2.0 JTD 16V	69 80	10/99→12/06 05/99→12/06	←	 ; 12/99→; nicht für verlängerten Radstand; Trommelbremse	1	24.3727-0336.2 580336	L= 500	
			←	 ; 12/99→; für verlängerten Radstand; Trommelbremse	1	24.3727-0341.2 580341	L= 900	
			➔	 ; 12/99→; Trommelbremse		24.3727-0531.2 580531	L= 2.286	
			➔	 ; 12/99→; Trommelbremse		24.3727-0532.2 580532	L= 1.063	
FIAT - SEDICI (FY_) 06/06→10/14								
 Radbremsszylinder								
1.6 16V 1.6 16V 1.6 16V 4x4 1.6 16V 4x4 1.9 D Multijet 1.9 D Multijet 4x4 2.0 D Multijet 2.0 D Multijet 4x4	79 88 79 88 88 88 99 99	06/06→10/14 06/06→10/14 06/06→10/14 06/06→10/14 06/06→10/11 06/06→10/11 06/06→10/14 06/06→10/14	➔				24.3219-1756.3 020511	BOS Ø 19,05 ALU
Zubehörsatz, Bremsbacken								
1.6 16V 1.6 16V 1.6 16V 4x4 1.6 16V 4x4 1.9 D Multijet 1.9 D Multijet 4x4 2.0 D Multijet 2.0 D Multijet 4x4	79 88 79 88 88 88 99 99	06/06→10/14 06/06→10/14 06/06→10/14 06/06→10/14 06/06→10/11 06/06→10/11 06/06→10/14 06/06→10/14	➔				03.0137-9319.2 669319	BOS
 Bremsbackensatz								
1.6 16V 1.6 16V 1.6 16V 4x4 1.6 16V 4x4 1.9 D Multijet 1.9 D Multijet 4x4 2.0 D Multijet 2.0 D Multijet 4x4	79 88 79 88 88 88 99 99	06/06→10/14 06/06→10/14 06/06→10/14 06/06→10/14 06/06→10/11 06/06→10/11 06/06→10/14 06/06→10/14	➔				03.0137-0490.2 650490 03.0520-7719.3 697719	BOS Ø 220 x 35 + HEB BOS Ø 220 x 35 Ø 19,05 + RZ / + Zub TopKit
 Seilzug, Feststellbremse								
1.6 16V 1.6 16V 1.6 16V 4x4 1.6 16V 4x4 1.9 D Multijet 1.9 D Multijet 4x4 2.0 D Multijet 2.0 D Multijet 4x4	79 88 79 88 88 88 99 99	06/06→10/14 06/06→10/14 06/06→10/14 06/06→10/14 06/06→10/11 06/06→10/11 06/06→10/14 06/06→10/14	➔	 ; Scheibenbremse			24.3727-2006.2 582006	L= 1.638
			➔	 ; Scheibenbremse			24.3727-2007.2 582007	L= 1.638
FIAT - SEICENTO / 600 (187_) 11/97→01/10								
 Radbremsszylinder								
0.9 (187AXA, 187AXA1A) 1.1 (187AXB, 187AXB1A, 187AXC1A02) ↓	29 40	11/97→12/08 01/98→01/10	➔	04/98→ 03/08			24.3219-0803.3 020183	Ø 19,05 GG

	kW					! #		
--	----	--	--	--	--	-----	--	--

FIAT - SEICENTO / 600 (187_) 11/97→01/10

Zubehörsatz, Bremsbacken

0.9 (187AXA, 187AXA1A)	29	11/97→12/08	➔	04/98→ 03/08	03.0137-9021.2	669021	Fiat
1.1 (187AXB, 187AXB1A, 187AXC1A02)	40	01/98→01/10					

Bremstrommel

0.9 (187AXA, 187AXA1A)	29	11/97→12/08	➔	04/98→ 03/08	24.0218-5002.1	480117	Ø 185,0 x 36,5 / 186,8
1.1 (187AXB, 187AXB1A, 187AXC1A02)	40	01/98→01/10					

Bremsbackensatz

0.9 (187AXA, 187AXA1A)	29	11/97→12/08	➔	04/98→ 03/08	03.0137-0015.2	650015	Fiat Ø 185 x 31
1.1 (187AXB, 187AXB1A, 187AXC1A02)	40	01/98→01/10			03.0420-0319.3	680319	Fiat Ø 185 x 31 Ø 19,05 + RZ / + Zub Kit

Seilzug, Feststellbremse

0.9 (187AXA, 187AXA1A)	29	11/97→12/08	➔	☑; 04/98→ 03/08; Trommelbremse	1	24.3727-0544.2	580544	L= 2.670
1.1 (187AXB, 187AXB1A, 187AXC1A02)	40	01/98→01/10						

FIAT - STILO (192_) 10/01→11/10

Seilzug, Feststellbremse

1.2 16V (192_XA1B)	59	02/02→11/06	➔	☐		24.3727-0553.2	580553	L= 1.786
1.4 16V	66	03/05→11/06						
1.4 16V (192AXH1B, 192BXH1B)	70	10/03→12/06	➔	☑		24.3727-0554.2	580554	L= 1.668
1.6 16V	77	05/05→11/06						
1.6 16V (192_XB1A)	76	10/01→11/06						
1.8 16V (192AXC1A, 192BXC1A)	98	10/01→04/07						
1.9 D Multijet	74	09/05→11/06						
1.9 D Multijet	88	09/05→11/06						
1.9 D Multijet	110	09/05→11/06						
1.9 JTD	93	09/03→11/06						
1.9 JTD	103	01/04→11/06						
1.9 JTD (192_XE1A)	85	10/01→11/06						
1.9 JTD (192_XF1A)	59	02/02→11/06						
1.9 JTD (192AXS1B, 192BXS1B)	66	09/04→11/06						
2.4 20V (192_XD1A, 192AXD12)	125	10/01→04/07						

FIAT - STILO Multi Wagon (192_) 01/03→08/08














Seilzug, Feststellbremse








1.4 16V	66	03/05→08/08	➔	☐; → 03/08		24.3727-0553.2	580553	L= 1.786
1.4 16V	70	01/04→08/08						
1.6 16V	76	01/03→08/08	➔	☑; → 03/08		24.3727-0554.2	580554	L= 1.668
1.8 16V	98	01/03→08/08						
1.9 D	66	09/04→08/08						
1.9 D Multijet	74	09/05→08/08						
1.9 D Multijet	88	09/05→08/08						
1.9 D Multijet (192DXT1B)	110	09/05→08/08						
1.9 JTD	59	01/03→08/08						
1.9 JTD	85	01/03→08/08						
1.9 JTD	93	09/03→08/08						
1.9 JTD	103	01/04→08/08						
1.6 16V	77	03/05→12/07	➔	☐		24.3727-0553.2	580553	L= 1.786
			➔	☑		24.3727-0554.2	580554	L= 1.668













FIAT - STRADA Pick-up (178_) 02/98→













Zubehörsatz, Bremsbacken














1.2	44	04/03→	➔	→ 12/11	03.0137-9081.2	669081	
1.3 D Multijet	62	05/06→					
1.9 D	46	12/00→					
1.9 JTD	59	04/03→					
1.2	54	06/99→12/06	➔		03.0137-9081.2	669081	
1.7 TD	51	06/99→12/06					












	kw			 	! #		
FIAT - STRADA Pick-up (178_) 02/98→							
 Bremstrommel							
1.2	44	04/03→	➡	→ 12/11		24.0222-8018.1 480078	Ø 228,0 x 48 / 230
1.3 D Multijet	62	05/06→					
1.9 D	46	12/00→					
1.9 JTD	59	04/03→					
1.2	54	06/99→12/06	➡			24.0222-8018.1 480078	Ø 228,0 x 48 / 230
1.7 TD	51	06/99→12/06					
 Bremsbackensatz							
1.2	44	04/03→	➡	→ 12/11		03.0137-0471.2 650471	Ø 228 x 42 + HEB
1.3 D Multijet	62	05/06→					
1.9 D	46	12/00→					
1.9 JTD	59	04/03→					
1.2	54	06/99→12/06	➡			03.0137-0471.2 650471	Ø 228 x 42 + HEB
1.7 TD	51	06/99→12/06					
FIAT - STRADA Pick-up (278_) 01/09→							
 Radbremszylinder							
1.3 D Multijet (278AYR1A)	70	10/10→	➡	01/11→		24.3220-1722.3 020458	Ø 20,64 GG
Zubehörsatz, Bremsbacken							
1.3 D Multijet (278AYR1A)	70	10/10→	➡	01/11→		03.0137-9261.2 669261	
 Bremstrommel							
1.3 D Multijet (278AYR1A)	70	10/10→	➡	01/11→		24.0222-8018.1 480078	Ø 228,0 x 48 / 230
 Bremsbackensatz							
1.3 D Multijet (278AYR1A)	70	10/10→	➡	01/11→		03.0137-0415.2 650415	Ø 228 x 42 + HEB
FIAT - TEMPRA (159_) 03/90→12/98							
 Radbremszylinder							
1.4 i.e. (159.AC, 159.AX)	51	04/90→08/96	➡	→ 04/93; Schaltgetriebe; - ABS		24.3219-1102.3 020190	BDX Ø 19,05 GG
			➡	05/93→; - ABS		24.3222-1701.3 020376	Ø 22,2 GG
1.6 i.e. (159.AJ)	66	06/94→08/96	➡	Vollautomatik; - ABS		24.3220-1116.3 020313	Ø 20,64 GG
			➡	Schaltgetriebe; - ABS		24.3222-1701.3 020376	Ø 22,2 GG
1.6 i.e. (159.AS, 159.AT)	55	06/92→08/96	➡	→ 04/93; Schaltgetriebe; - ABS		24.3219-1102.3 020190	BDX Ø 19,05 GG
			➡	05/93→; Vollautomatik; - ABS		24.3220-1116.3 020313	Ø 20,64 GG
			➡	05/93→; Schaltgetriebe; - ABS		24.3222-1701.3 020376	Ø 22,2 GG
1.8 i.e. (159.AN)	77	03/92→08/96	➡	05/93→; - ABS		24.3220-1116.3 020313	Ø 20,64 GG
1.9 TD (159.AQ)	59	07/92→08/96					
1.9 TD (159.CU, 159.AU, 159.AI, 159.BI)	66	05/90→08/96					
1.8 i.e. (159.AV)	76	09/93→08/96	➡	- ABS		24.3220-1116.3 020313	Ø 20,64 GG
1.8 i.e. (159.AZ)	66	09/93→08/96					
1.8 i.e. (159.BY)	74	10/94→08/96					
Zubehörsatz, Bremsbacken							
1.4 i.e. (159.AC, 159.AX)	51	04/90→08/96	➡	→ 04/93; Vollautomatik; - ABS		03.0137-9081.2 669081	
			➡	→ 04/93; Schaltgetriebe; - ABS		03.0137-9088.2 669088	BDX
			➡	05/93→; - ABS		03.0137-9088.2 669088	BDX
1.6 i.e. (159.AJ)	66	06/94→08/96	➡	Vollautomatik; - ABS		03.0137-9081.2 669081	
			➡	Schaltgetriebe; - ABS		03.0137-9088.2 669088	BDX
1.6 i.e. (159.AS, 159.AT)	55	06/92→08/96	➡	→ 04/93; Vollautomatik; - ABS		03.0137-9081.2 669081	
			➡	05/93→; Vollautomatik; - ABS		03.0137-9081.2 669081	
			➡	→ 04/93; Schaltgetriebe; - ABS		03.0137-9088.2 669088	BDX
			➡	05/93→; Schaltgetriebe; - ABS		03.0137-9088.2 669088	BDX
1.8 i.e. (159.AN)	77	03/92→08/96	➡	05/93→; - ABS		03.0137-9081.2 669081	
1.9 TD (159.AQ)	59	07/92→08/96					
1.9 TD (159.CU, 159.AU, 159.AI, 159.BI)	66	05/90→08/96	➡	→ 04/93; - ABS		03.0137-9081.2 669081	
1.8 i.e. (159.AV)	76	09/93→08/96	➡	- ABS		03.0137-9081.2 669081	
1.8 i.e. (159.AZ)	66	09/93→08/96					
1.8 i.e. (159.BY)	74	10/94→08/96					















	kw			 	! #		
FIAT - TEMPRA (159_) 03/90→12/98							
Bremstrommel							
1.4 i.e. (159.AC, 159.AX)	51	04/90→08/96	➡	→ 04/93; Schaltgetriebe; - ABS	24.0218-0011.1	480006	Ø 180,0 x 40 / 181,4
			➡	05/93→; - ABS	24.0218-0011.1	480006	Ø 180,0 x 40 / 181,4
			➡	→ 04/93; Vollautomatik; - ABS	24.0222-8018.1	480078	Ø 228,0 x 48 / 230
1.6 i.e. (159.AJ)	66	06/94→08/96	➡	Schaltgetriebe; - ABS	24.0218-0011.1	480006	Ø 180,0 x 40 / 181,4
			➡	Vollautomatik; - ABS	24.0222-8018.1	480078	Ø 228,0 x 48 / 230
1.6 i.e. (159.AS, 159.AT)	55	06/92→08/96	➡	05/93→; Schaltgetriebe; - ABS	24.0218-0011.1	480006	Ø 180,0 x 40 / 181,4
			➡	→ 04/93; Schaltgetriebe; - ABS	24.0218-0011.1	480006	Ø 180,0 x 40 / 181,4
			➡	05/93→; Vollautomatik; - ABS	24.0222-8018.1	480078	Ø 228,0 x 48 / 230
			➡	→ 04/93; Vollautomatik; - ABS	24.0222-8018.1	480078	Ø 228,0 x 48 / 230
1.8 i.e. (159.AN)	77	03/92→08/96	➡	→ 04/93; - ABS	24.0222-8018.1	480078	Ø 228,0 x 48 / 230
1.9 TD (159.AQ)	59	07/92→08/96	➡	05/93→; - ABS	24.0222-8018.1	480078	Ø 228,0 x 48 / 230
1.9 TD (159.CU, 159.AU, 159.AI, 159.BI)	66	05/90→08/96					
1.8 i.e. (159.AV)	76	09/93→08/96	➡	- ABS	24.0222-8018.1	480078	Ø 228,0 x 48 / 230
1.8 i.e. (159.AZ)	66	09/93→08/96					
1.8 i.e. (159.BY)	74	10/94→08/96					
Bremsbackensatz							
1.4 i.e. (159.AC, 159.AX)	51	04/90→08/96	➡	→ 04/93; Schaltgetriebe; - ABS	03.0137-0207.2	650207	BDX Ø 180 x 32 + HEB
			➡	05/93→; - ABS	03.0137-0207.2	650207	BDX Ø 180 x 32 + HEB
			➡	→ 04/93; Vollautomatik; - ABS	03.0420-4322.3	684322	BDX Ø 180 x 32 Ø 22,2 + RZ / + Zub Kit
1.6 i.e. (159.AJ)	66	06/94→08/96	➡	Schaltgetriebe; - ABS	03.0137-0207.2	650207	BDX Ø 180 x 32 + HEB
			➡	Vollautomatik; - ABS	03.0420-4322.3	684322	BDX Ø 180 x 32 Ø 22,2 + RZ / + Zub Kit
1.6 i.e. (159.AS, 159.AT)	55	06/92→08/96	➡	→ 04/93; Schaltgetriebe; - ABS	03.0137-0208.2	650208	Ø 228 x 42 + HEB
			➡	05/93→; Schaltgetriebe; - ABS	03.0137-0207.2	650207	BDX Ø 180 x 32 + HEB
			➡	05/93→; Vollautomatik; - ABS	03.0420-4322.3	684322	BDX Ø 180 x 32 Ø 22,2 + RZ / + Zub Kit
			➡	→ 04/93; Vollautomatik; - ABS	03.0137-0208.2	650208	Ø 228 x 42 + HEB
1.8 i.e. (159.AN)	77	03/92→08/96	➡	05/93→; - ABS	03.0137-0208.2	650208	Ø 228 x 42 + HEB
1.9 TD (159.AQ)	59	07/92→08/96					
1.9 TD (159.CU, 159.AU, 159.AI, 159.BI)	66	05/90→08/96	➡	→ 04/93; - ABS	03.0420-4520.3	684520	Ø 228 x 42 Ø 20,64 + RZ / + Zub Kit
1.8 i.e. (159.AV)	76	09/93→08/96	➡	- ABS	03.0137-0208.2	650208	Ø 228 x 42 + HEB
1.8 i.e. (159.AZ)	66	09/93→08/96					
1.8 i.e. (159.BY)	74	10/94→08/96			03.0420-4520.3	684520	Ø 228 x 42 Ø 20,64 + RZ / + Zub Kit
Seilzug, Feststellbremse							
1.4 i.e. (159.AC, 159.AX)	51	04/90→08/96	➡	☐; 05/93→; + ABS; Scheibenbremse	24.3727-0006.2	580006	L= 1.460
			➡	☐; → 04/93; + ABS; Scheibenbremse	24.3727-0006.2	580006	L= 1.460
			➡	☐; 05/93→; - ABS; Trommelbremse	24.3727-0510.2	580510	L= 1.375
			➡	☐; → 04/93; Schaltgetriebe; - ABS; Trommelbremse	24.3727-0510.2	580510	L= 1.375
			➡	☐; 05/93→; - ABS; Trommelbremse	24.3727-0511.2	580511	L= 1.415
			➡	☐; → 04/93; Schaltgetriebe; - ABS; Trommelbremse	24.3727-0511.2	580511	L= 1.415
			➡	☐; 05/93→; + ABS; Scheibenbremse	24.3727-0521.2	580521	L= 1.517
			➡	☐; → 04/93; + ABS; Scheibenbremse	24.3727-0521.2	580521	L= 1.517
1.6 i.e. (159.AJ)	66	06/94→08/96	➡	☐; + ABS; Scheibenbremse	24.3727-0006.2	580006	L= 1.460
			➡	☐; Schaltgetriebe; - ABS; Trommelbremse	24.3727-0510.2	580510	L= 1.375
			➡	☐; Schaltgetriebe; - ABS; Trommelbremse	24.3727-0511.2	580511	L= 1.415
			➡	☐; + ABS; Scheibenbremse	24.3727-0521.2	580521	L= 1.517
↓							















	kw			 	! #		
FIAT - TEMPRA (159_) 03/90→12/98							
 Seilzug, Feststellbremse							
1.6 i.e. (159.AS, 159.AT)	55	06/92→08/96	➡	<input type="checkbox"/> ; 05/93→; + ABS; Scheibenbremse	24.3727-0006.2	580006	L= 1.460
			➡	<input type="checkbox"/> ; → 04/93; + ABS; Scheibenbremse	24.3727-0006.2	580006	L= 1.460
			➡	<input type="checkbox"/> ; 05/93→; Schaltgetriebe; - ABS; Trommelbremse	24.3727-0510.2	580510	L= 1.375
			➡	<input type="checkbox"/> ; → 04/93; Schaltgetriebe; - ABS; Trommelbremse	24.3727-0510.2	580510	L= 1.375
			➡	<input type="checkbox"/> ; 05/93→; Schaltgetriebe; - ABS; Trommelbremse	24.3727-0511.2	580511	L= 1.415
			➡	<input type="checkbox"/> ; → 04/93; Schaltgetriebe; - ABS; Trommelbremse	24.3727-0511.2	580511	L= 1.415
			➡	<input type="checkbox"/> ; 05/93→; + ABS; Scheibenbremse	24.3727-0521.2	580521	L= 1.517
			➡	<input type="checkbox"/> ; → 04/93; + ABS; Scheibenbremse	24.3727-0521.2	580521	L= 1.517
1.8 i.e. (159.AN)	77	03/92→08/96	➡	<input type="checkbox"/> ; 05/93→; + ABS; Scheibenbremse	24.3727-0006.2	580006	L= 1.460
1.9 TD (159.AQ)	59	07/92→08/96	➡	<input type="checkbox"/> ; → 04/93; + ABS; Scheibenbremse	24.3727-0006.2	580006	L= 1.460
1.9 TD (159.CU, 159.AU, 159.AI, 159.BI)	66	05/90→08/96	➡	<input type="checkbox"/> ; 05/93→; + ABS; Scheibenbremse	24.3727-0521.2	580521	L= 1.517
			➡	<input type="checkbox"/> ; → 04/93; + ABS; Scheibenbremse	24.3727-0521.2	580521	L= 1.517
1.8 i.e. (159.AV)	76	09/93→08/96	➡	<input type="checkbox"/> ; + ABS; Scheibenbremse	24.3727-0006.2	580006	L= 1.460
1.8 i.e. (159.AZ)	66	09/93→08/96	➡	<input type="checkbox"/> ; + ABS; Scheibenbremse	24.3727-0521.2	580521	L= 1.517
1.8 i.e. (159.BY)	74	10/94→08/96	➡	<input type="checkbox"/> ; + ABS; Scheibenbremse	24.3727-0521.2	580521	L= 1.517
2.0 i.e. (159.AP)	83	10/90→09/96	➡	<input type="checkbox"/> ; → 04/93; Scheibenbremse	24.3727-0006.2	580006	L= 1.460
			➡	<input type="checkbox"/> ; 05/93→; Scheibenbremse	24.3727-0006.2	580006	L= 1.460
			➡	<input type="checkbox"/> ; 05/93→; Scheibenbremse	24.3727-0521.2	580521	L= 1.517
			➡	<input type="checkbox"/> ; → 04/93; Scheibenbremse	24.3727-0521.2	580521	L= 1.517
FIAT - TEMPRA S.W. (159_) 03/90→10/97							
 Radbremszylinder							
1.4 i.e. (159.AC, 159.AX)	51	10/92→08/96	➡	05/93→; - ABS	24.3222-1701.3	020376	Ø 22,2 GG
1.6 i.e. (159.AE)	57	10/90→08/96	➡	05/93→; Vollautomatik; - ABS	24.3220-1116.3	020313	Ø 20,64 GG
1.6 i.e. (159.AS, 159.AT)	55	10/92→08/96	➡	05/93→; Schaltgetriebe; - ABS	24.3222-1701.3	020376	Ø 22,2 GG
1.6 i.e. (159.AJ)	66	06/94→08/96	➡	Vollautomatik; - ABS	24.3220-1116.3	020313	Ø 20,64 GG
			➡	Schaltgetriebe; - ABS	24.3222-1701.3	020376	Ø 22,2 GG
1.8 i.e. (159.AV)	76	09/93→08/96	➡	- ABS	24.3220-1116.3	020313	Ø 20,64 GG
1.8 i.e. (159.AZ)	66	09/93→08/96	➡	- ABS	24.3220-1116.3	020313	Ø 20,64 GG
1.8 i.e. (159.BY)	74	10/94→08/96	➡	- ABS	24.3220-1116.3	020313	Ø 20,64 GG
Zubehörsatz, Bremsbacken							
1.4 i.e. (159.AC, 159.AX)	51	10/92→08/96	➡	05/93→; - ABS	03.0137-9081.2	669081	
1.6 i.e. (159.AE)	57	10/90→08/96	➡	→ 04/93; - ABS	03.0137-9081.2	669081	
1.6 i.e. (159.AS, 159.AT)	55	10/92→08/96	➡	→ 04/93; - ABS	03.0137-9081.2	669081	
1.6 i.e. (159.AJ)	66	06/94→08/96	➡	- ABS	03.0137-9081.2	669081	
1.8 i.e. (159.AV)	76	09/93→08/96	➡	- ABS	03.0137-9081.2	669081	
1.8 i.e. (159.AZ)	66	09/93→08/96	➡	- ABS	03.0137-9081.2	669081	
1.8 i.e. (159.BY)	74	10/94→08/96	➡	- ABS	03.0137-9081.2	669081	
 Bremstrommel							
1.4 i.e. (159.AC, 159.AX)	51	10/92→08/96	➡	05/93→; - ABS	24.0222-8018.1	480078	Ø 228,0 x 48 / 230
1.6 i.e. (159.AE)	57	10/90→08/96	➡	→ 04/93; - ABS	24.0222-8018.1	480078	Ø 228,0 x 48 / 230
1.6 i.e. (159.AS, 159.AT)	55	10/92→08/96	➡	→ 04/93; - ABS	24.0222-8018.1	480078	Ø 228,0 x 48 / 230
1.6 i.e. (159.AJ)	66	06/94→08/96	➡	- ABS	24.0222-8018.1	480078	Ø 228,0 x 48 / 230
1.8 i.e. (159.AV)	76	09/93→08/96	➡	- ABS	24.0222-8018.1	480078	Ø 228,0 x 48 / 230
1.8 i.e. (159.AZ)	66	09/93→08/96	➡	- ABS	24.0222-8018.1	480078	Ø 228,0 x 48 / 230
1.8 i.e. (159.BY)	74	10/94→08/96	➡	- ABS	24.0222-8018.1	480078	Ø 228,0 x 48 / 230
 Bremsbackensatz							
1.4 i.e. (159.AC, 159.AX)	51	10/92→08/96	➡	05/93→; - ABS	03.0137-0208.2	650208	Ø 228 x 42 + HEB
1.6 i.e. (159.AE)	57	10/90→08/96	➡	→ 04/93; - ABS	03.0137-0208.2	650208	Ø 228 x 42 + HEB
1.6 i.e. (159.AS, 159.AT)	55	10/92→08/96	➡	→ 04/93; - ABS	03.0137-0208.2	650208	Ø 228 x 42 + HEB
1.6 i.e. (159.AJ)	66	06/94→08/96	➡	- ABS	03.0137-0208.2	650208	Ø 228 x 42 + HEB
1.8 i.e. (159.AV)	76	09/93→08/96	➡	- ABS	03.0137-0208.2	650208	Ø 228 x 42 + HEB
1.8 i.e. (159.AZ)	66	09/93→08/96	➡	- ABS	03.0420-4520.3	684520	Ø 228 x 42 Ø 20,64 + RZ / + Zub Kit
1.8 i.e. (159.BY)	74	10/94→08/96	➡	- ABS	03.0420-4520.3	684520	Ø 228 x 42 Ø 20,64 + RZ / + Zub Kit
 Seilzug, Feststellbremse							
1.4 i.e. (159.AC, 159.AX)	51	10/92→08/96	➡	<input type="checkbox"/> ; → 04/93; + ABS; Scheibenbremse	24.3727-0006.2	580006	L= 1.460
1.6 i.e. (159.AE)	57	10/90→08/96	➡	<input type="checkbox"/> ; → 04/93; + ABS; Scheibenbremse	24.3727-0006.2	580006	L= 1.460
1.6 i.e. (159.AS, 159.AT)	55	10/92→08/96	➡	<input type="checkbox"/> ; 05/93→; + ABS; Scheibenbremse	24.3727-0006.2	580006	L= 1.460
↓							














	kw					! #		
FIAT - TEMPRA S.W. (159_) 03/90→10/97								
 Seilzug, Feststellbremse								
1.4 i.e. (159.AC, 159.AX)	51	10/92→08/96	➔	☐; → 04/93; + ABS; Scheibenbremse		24.3727-0521.2	580521	L= 1.517
1.6 i.e. (159.AE)	57	10/90→08/96	➔	☐; 05/93→; + ABS; Scheibenbremse		24.3727-0521.2	580521	L= 1.517
1.6 i.e. (159.AS, 159.AT)	55	10/92→08/96	➔					
1.6 i.e. (159.AJ)	66	06/94→08/96	➔	☐; + ABS; Scheibenbremse		24.3727-0006.2	580006	L= 1.460
1.8 i.e. (159.AV)	76	09/93→08/96	➔					
1.8 i.e. (159.AZ)	66	09/93→08/96	➔	☐; + ABS; Scheibenbremse		24.3727-0521.2	580521	L= 1.517
1.8 i.e. (159.BY)	74	10/94→08/96	➔					
FIAT - TIPO Kombi (356_) 03/16→								
Zubehörsatz, Bremsbacken								
1.3 D (356WXH1A)	70	03/16→	➔			03.0137-9309.2	669309	AP
1.4 (356WXA1B)	70	03/16→						
1.4 (356WXF1B)	88	03/16→						
1.4 LPG (356WXF1B)	88	05/16→						
1.6 (356WXE11)	81	07/16→						
1.6 D (356WXC11)	84	09/16→						
1.6 D (356WXC1B)	88	03/16→						
 Bremsbackensatz								
1.3 D (356WXH1A)	70	03/16→	➔			03.0137-0526.2	650526	AP Ø 229 x 43 + HEB
1.4 (356WXA1B)	70	03/16→						
1.4 (356WXF1B)	88	03/16→						
1.4 LPG (356WXF1B)	88	05/16→						
1.6 (356WXE11)	81	07/16→						
1.6 D (356WXC11)	84	09/16→						
1.6 D (356WXC1B)	88	03/16→						
 Seilzug, Feststellbremse								
1.3 D (356WXH1A)	70	03/16→	➔	☐; Kasten/Kombi; Scheiben/Trommel	2	24.3727-0583.2	580583	L= 1.856
1.4 (356WXA1B)	70	03/16→	➔	☐; Scheiben/Trommel	2	24.3727-0585.2	580585	L= 1.738
1.4 (356WXF1B)	88	03/16→	➔	☐; Kasten/Kombi; Scheiben/Trommel	2	24.3727-0583.2	580583	L= 1.856
1.4 LPG (356WXF1B)	88	05/16→						
1.6 D (356WXC11)	84	09/16→						
1.6 D (356WXC1B)	88	03/16→						
1.6 (356WXE11)	81	07/16→	➔	☐; Kasten/Kombi; Scheiben/Trommel	2	24.3727-0583.2	580583	L= 1.856
			➔	☐; Scheiben/Trommel	2	24.3727-0584.2	580584	L= 1.737
FIAT - TIPO Schrägheck (356_) 03/16→								
Zubehörsatz, Bremsbacken								
1.3 D (356HXH1A)	70	03/16→	➔			03.0137-9309.2	669309	AP
1.4 (356HXA1B)	70	03/16→						
1.4 (356HXF1B)	88	03/16→						
1.4 LPG (356HXF1B)	88	05/16→						
1.6 (356HXE11)	81	07/16→						
1.6 D (356HXC11)	84	09/16→						
1.6 D (356HXC1B, 356HXC11)	88	03/16→						
 Bremsbackensatz								
1.3 D (356HXH1A)	70	03/16→	➔			03.0137-0526.2	650526	AP Ø 229 x 43 + HEB
1.4 (356HXA1B)	70	03/16→						
1.4 (356HXF1B)	88	03/16→						
1.4 LPG (356HXF1B)	88	05/16→						
1.6 (356HXE11)	81	07/16→						
1.6 D (356HXC11)	84	09/16→						
1.6 D (356HXC1B, 356HXC11)	88	03/16→						
 Seilzug, Feststellbremse								
1.3 D (356HXH1A)	70	03/16→	➔	☐; Kasten/Kombi; Scheiben/Trommel	2	24.3727-0583.2	580583	L= 1.856
1.4 (356HXA1B)	70	03/16→	➔	☐; Scheiben/Trommel	2	24.3727-0585.2	580585	L= 1.738
1.4 (356HXF1B)	88	03/16→	➔	☐; Kasten/Kombi; Scheiben/Trommel	2	24.3727-0583.2	580583	L= 1.856
1.4 LPG (356HXF1B)	88	05/16→						
1.6 D (356HXC11)	84	09/16→						
1.6 D (356HXC1B, 356HXC11)	88	03/16→						
1.6 (356HXE11)	81	07/16→	➔	☐; Kasten/Kombi; Scheiben/Trommel	2	24.3727-0583.2	580583	L= 1.856
			➔	☐; Scheiben/Trommel	2	24.3727-0584.2	580584	L= 1.737
FIAT - TIPO Stufenheck (356_) 10/15→								
Zubehörsatz, Bremsbacken								
1.3 D (356SXB1A, 356SXH1A, 356SXD1A)	70	10/15→	➔			03.0137-9309.2	669309	AP











	kw			 	! #		
FIAT - TIPO Stufenheck (356_) 10/15→							
Zubehörsatz, Bremsbacken							
1.4 (356SXA1B)	70	10/15→	➔			03.0137-9309.2	669309 AP
1.4 LPG (356SXF1B)	88	05/16→					
1.6 (356SXE11)	81	10/15→					
1.6 D (356SXG1B)	88	10/15→					
 Bremsbackensatz							
1.3 D (356SXB1A, 356SXH1A, 356SXD1A)	70	10/15→	➔			03.0137-0526.2	650526 AP Ø 229 x 43 + HEB
1.4 (356SXA1B)	70	10/15→					
1.4 LPG (356SXF1B)	88	05/16→					
1.6 (356SXE11)	81	10/15→					
1.6 D (356SXG1B)	88	10/15→					
 Seilzug, Feststellbremse							
1.3 D (356SXB1A, 356SXH1A, 356SXD1A)	70	10/15→	➔	☑; Kasten/Kombi; Scheiben/Trommel	2	24.3727-0583.2	580583 L= 1.856
1.4 (356SXA1B)	70	10/15→	➔	☑; Scheiben/Trommel	2	24.3727-0585.2	580585 L= 1.738
1.4 LPG (356SXF1B)	88	05/16→	➔	☑; Kasten/Kombi; Scheiben/Trommel	2	24.3727-0583.2	580583 L= 1.856
1.6 D (356SXG1B)	88	10/15→					
1.6 (356SXE11)	81	10/15→	➔	☑; Kasten/Kombi; Scheiben/Trommel	2	24.3727-0583.2	580583 L= 1.856
			➔	☑; Scheiben/Trommel	2	24.3727-0584.2	580584 L= 1.737
FIAT - ULYSSE (179_) 08/02→06/11							
 Seilzug, Feststellbremse							
2.0 (179BXA11, 179BXA1A)	100	08/02→06/11	➔	☐; → 01/11; Scheibenbremse		24.3727-0847.2	580847 L= 1.068
2.2 JTD	120	03/08→06/11	➔	☐; → 01/11; Scheibenbremse		24.3727-0848.2	580848 L= 2.360
3.0	150	08/02→06/11					
2.0 D Multijet	88	05/06→06/11	➔	☑; → 01/11; Scheibenbremse	2	24.3727-0569.2	580569 L= 1.255
2.0 D Multijet	100	05/06→06/11					
2.2 D Multijet	125	03/08→06/11					
2.0 JTD	79	05/03→08/06	➔	☐; Scheibenbremse		24.3727-0847.2	580847 L= 1.068
2.0 JTD	80	08/02→08/06					
2.2 JTD	94	08/02→08/06	➔	☐; Scheibenbremse		24.3727-0848.2	580848 L= 2.360
FIAT - ULYSSE (220_) 06/94→08/02							
 Radbremszylinder							
1.8 (220.BB5)	73	05/97→08/02	➔	→ 07/02; - ABS		24.3219-1704.3	020374 Ø 19,05 GG
1.9 TD (220AH5)	66	02/95→08/02					
2.0 (220.AC5)	89	06/94→08/02					
2.0 JTD	80	10/99→08/02					
1.9 TD	68	05/97→12/99	➔	- ABS		24.3219-1704.3	020374 Ø 19,05 GG
2.0 JTD 16V	80	05/99→08/02	➔	10/99→ 07/02; - ABS		24.3219-1704.3	020374 Ø 19,05 GG
2.1 TD	80	03/96→10/99	➔	06/96→; - ABS		24.3219-1704.3	020374 Ø 19,05 GG
Zubehörsatz, Bremsbacken							
1.8 (220.BB5)	73	05/97→08/02	➔	→ 07/02; - ABS		03.0137-9208.2	669208
1.9 TD (220AH5)	66	02/95→08/02					
2.0 (220.AC5)	89	06/94→08/02					
2.0 JTD	80	10/99→08/02					
1.9 TD	68	05/97→12/99	➔	- ABS		03.0137-9208.2	669208
2.0 JTD 16V	80	05/99→08/02	➔	10/99→ 07/02; - ABS		03.0137-9208.2	669208
2.1 TD	80	03/96→10/99	➔	06/99→; - ABS		03.0137-9208.2	669208
 Bremstrommel							
1.8 (220.BB5)	73	05/97→08/02	➔	→ 07/02; - ABS		24.0225-5003.1	480066 Ø 255,0 x 67 / 256
1.9 TD (220AH5)	66	02/95→08/02					
2.0 (220.AC5)	89	06/94→08/02					
2.0 JTD	80	10/99→08/02					
1.9 TD	68	05/97→12/99	➔	- ABS		24.0225-5003.1	480066 Ø 255,0 x 67 / 256
2.0 JTD 16V	80	05/99→08/02	➔	10/99→ 07/02; - ABS		24.0225-5003.1	480066 Ø 255,0 x 67 / 256
2.1 TD	80	03/96→10/99	➔	06/96→; - ABS		24.0225-5003.1	480066 Ø 255,0 x 67 / 256
 Bremsbackensatz							
1.8 (220.BB5)	73	05/97→08/02	➔	→ 07/02; - ABS		03.0137-0314.2	650314 Ø 255 x 61
1.9 TD (220AH5)	66	02/95→08/02				03.0520-2619.3	692619 BDX Ø 255 x 61 Ø 19,05 + RZ / + Zub TopKit
2.0 (220.AC5)	89	06/94→08/02					
2.0 JTD	80	10/99→08/02					
1.9 TD	68	05/97→12/99	➔	- ABS		03.0137-0314.2	650314 Ø 255 x 61
						03.0520-2619.3	692619 BDX Ø 255 x 61 Ø 19,05 + RZ / + Zub TopKit
↓							








	kw					! #		
FIAT - ULYSSE (220_) 06/94→08/02								
 Bremsbackensatz								
2.0 JTD 16V	80	05/99→08/02	➔	10/99→ 07/02; - ABS		03.0137-0314.2 650314 03.0520-2619.3 692619	Ø 255 x 61 BDX Ø 255 x 61 Ø 19,05 + RZ / + Zub TopKit	
2.1 TD	80	03/96→10/99	➔	06/99→; - ABS		03.0137-0314.2 650314 03.0520-2619.3 692619	Ø 255 x 61 BDX Ø 255 x 61 Ø 19,05 + RZ / + Zub TopKit	
 Bremsbackensatz, Feststellbremse								
1.8 (220.BB5)	73	05/97→08/02		→ 07/02		03.0137-4018.2 654018	Ø 180 x 30 + Zub	
1.9 TD (220AH5)	66	02/95→08/02						
2.0 (220.AC5)	89	06/94→08/02						
2.0 16V (220AQ5)	100	09/00→08/02						
2.0 JTD	80	10/99→08/02						
2.0 Turbo (220.AD5)	108	06/94→08/02						
1.9 TD	68	05/97→12/99				03.0137-4018.2 654018	Ø 180 x 30 + Zub	
2.0 16V	97	05/98→09/00						
2.0 JTD 16V	80	05/99→08/02		10/99→ 07/02		03.0137-4018.2 654018	Ø 180 x 30 + Zub	
2.1 TD	80	03/96→10/99		06/96→		03.0137-4018.2 654018	Ø 180 x 30 + Zub	
Zubehörsatz, Feststellbremsbacken								
1.8 (220.BB5)	73	05/97→08/02		→ 07/02		03.0137-9249.2 669249		
1.9 TD (220AH5)	66	02/95→08/02				03.0137-9700.2 669700		
2.0 (220.AC5)	89	06/94→08/02				03.0137-9702.2 669702		
2.0 16V (220AQ5)	100	09/00→08/02						
2.0 JTD	80	10/99→08/02						
2.0 Turbo (220.AD5)	108	06/94→08/02						
1.9 TD	68	05/97→12/99				03.0137-9249.2 669249		
2.0 16V	97	05/98→09/00				03.0137-9700.2 669700		
						03.0137-9702.2 669702		
2.0 JTD 16V	80	05/99→08/02		10/99→ 07/02		03.0137-9249.2 669249		
						03.0137-9700.2 669700		
						03.0137-9702.2 669702		
2.1 TD	80	03/96→10/99		06/96→		03.0137-9249.2 669249		
						03.0137-9700.2 669700		
						03.0137-9702.2 669702		
 Seilzug, Feststellbremse								
1.8 (220.BB5)	73	05/97→08/02	←	☒; → 07/02; Scheiben/Trommel	1	24.3727-0336.2 580336	L= 500	
2.0 (220.AC5)	89	06/94→08/02	➔	☒; → 07/02; Scheiben/Trommel		24.3727-0531.2 580531	L= 2.286	
			➔	☒; → 07/02; Scheiben/Trommel		24.3727-0532.2 580532	L= 1.063	
1.9 TD	68	05/97→12/99	←	☒; Scheiben/Trommel	1	24.3727-0336.2 580336	L= 500	
2.0 16V	97	05/98→09/00	➔	☒; Scheiben/Trommel		24.3727-0529.2 580529	L= 2.205	
			➔	☒; Scheiben/Trommel		24.3727-0530.2 580530	L= 1.255	
1.9 TD (220AH5)	66	02/95→08/02	←	☒; → 07/02; Scheiben/Trommel	1	24.3727-0336.2 580336	L= 500	
2.0 16V (220AQ5)	100	09/00→08/02	➔	☒; → 07/02; Scheiben/Trommel		24.3727-0529.2 580529	L= 2.205	
2.0 JTD	80	10/99→08/02	➔	☒; → 07/02; Scheiben/Trommel		24.3727-0530.2 580530	L= 1.255	
2.0 Turbo (220.AD5)	108	06/94→08/02	➔	☒; → 07/02; Scheiben/Trommel				
2.0 JTD 16V	80	05/99→08/02	←	☒; 10/99→ 07/02; Scheiben/Trommel	1	24.3727-0336.2 580336	L= 500	
			➔	☒; 10/99→ 07/02; Scheiben/Trommel		24.3727-0529.2 580529	L= 2.205	
			➔	☒; 10/99→ 07/02; Scheiben/Trommel		24.3727-0530.2 580530	L= 1.255	
2.1 TD	80	03/96→10/99	←	☒; 06/96→; Scheiben/Trommel	1	24.3727-0336.2 580336	L= 500	
			➔	☒; 06/96→; Scheiben/Trommel		24.3727-0529.2 580529	L= 2.205	
			➔	☒; 06/96→; Scheiben/Trommel		24.3727-0530.2 580530	L= 1.255	
FIAT - UNO (146_) 01/83→06/06								
 Radbremszylinder								
1.1	41	04/86→06/06	➔	10/89→ 06/95		24.3219-0803.3 020183	Ø 19,05 GG	
70 i.e. 1.4	51	09/89→07/96						
70 S 1.4	52	10/88→06/06						
Zubehörsatz, Bremsbacken								
1.1	41	04/86→06/06	➔	10/89→ 06/95		03.0137-9021.2 669021	Fiats	
70 i.e. 1.4	51	09/89→07/96						
70 S 1.4	52	10/88→06/06						
↓								








	kW					! #		
FIAT - UNO (146_) 01/83→06/06								
 Bremstrommel								
1.1 70 i.e. 1.4 70 S 1.4	41 51 52	04/86→06/06 09/89→07/96 10/88→06/06	➔	10/89→ 06/95			24.0218-5001.1 480012	Ø 185,0 x 37 / 186,8
 Bremsbackensatz								
1.1 70 i.e. 1.4 70 S 1.4	41 51 52	04/86→06/06 09/89→07/96 10/88→06/06	➔	10/89→ 06/95			03.0137-0015.2 650015 03.0137-0273.2 650273 03.0420-0319.3 680319	Fiat Ø 185 x 31 AP Ø 185 x 31 Fiat Ø 185 x 31 Ø 19,05 + RZ / + Zub Kit
 Seilzug, Feststellbremse								
1.1 70 i.e. 1.4 70 S 1.4	41 51 52	04/86→06/06 09/89→07/96 10/88→06/06	➔	☐; 10/89→; → 7767870; Trommelbremse			24.3727-0507.2 580507	L= 521
			➔	☐; 10/89→; → 7767870; Trommelbremse			24.3727-0508.2 580508	L= 2.018
			➔	☐; → 06/95; 7767871→; Trommelbremse			24.3727-0509.2 580509	L= 523
			➔	☐; → 06/95; 7767871→; Trommelbremse			24.3727-0518.2 580518	L= 2.016
FORD - B-MAX (JK) 10/12→								
 Radbremszylinder								
1.0 EcoBoost 1.0 EcoBoost 1.0 EcoBoost 1.0 EcoBoost 1.4 1.4 LPG 1.5 TDCi 1.5 TDCi 1.6 TDCi 1.6 Ti	74 88 92 103 66 66 55 70 70 77	10/12→ 10/12→ 10/12→ 02/16→ 10/12→ 08/13→ 10/12→ 04/15→ 10/12→ 10/12→	➔				24.3220-1750.3 020595	Ø 20,64 ALU
Zubehörsatz, Bremsbacken								
1.0 EcoBoost 1.0 EcoBoost 1.0 EcoBoost 1.0 EcoBoost 1.4 1.4 LPG 1.5 TDCi 1.5 TDCi 1.6 TDCi 1.6 Ti	74 88 92 103 66 66 55 70 70 77	10/12→ 10/12→ 10/12→ 02/16→ 10/12→ 08/13→ 10/12→ 04/15→ 10/12→ 10/12→	➔				03.0137-9313.2 669313	
 Bremsbackensatz								
1.0 EcoBoost 1.0 EcoBoost 1.0 EcoBoost 1.0 EcoBoost 1.4 1.4 LPG 1.5 TDCi 1.5 TDCi 1.6 TDCi 1.6 Ti	74 88 92 103 66 66 55 70 70 77	10/12→ 10/12→ 10/12→ 02/16→ 10/12→ 08/13→ 10/12→ 04/15→ 10/12→ 10/12→	➔				03.0137-0512.2 650512	Ø 228 x 42 + HEB
 Seilzug, Feststellbremse								
1.0 EcoBoost 1.0 EcoBoost 1.0 EcoBoost 1.4 1.5 TDCi 1.6 TDCi 1.6 Ti	74 88 92 66 55 70 77	10/12→ 10/12→ 10/12→ 10/12→ 10/12→ 10/12→ 10/12→	➔	☐; 06/13→	1		24.3727-0679.2 580679	L= 408
1.0 EcoBoost 1.0 EcoBoost 1.4 1.5 TDCi 1.6 TDCi 1.6 Ti	88 92 66 55 70 77	10/12→ 10/12→ 10/12→ 10/12→ 10/12→ 10/12→	➔	☐; → 05/13	1		24.3727-0679.2 580679	L= 408
1.0 EcoBoost 1.4 LPG 1.5 TDCi	103 66 70	02/16→ 08/13→ 04/15→	➔	☐	1		24.3727-0679.2 580679	L= 408
FORD - C-MAX (DM2) 02/07→09/10								
 Seilzug, Feststellbremse								
1.6 1.6 TDCi 1.6 TDCi 1.6 TDCi 1.8	74 66 74 80 90	02/07→09/10 02/07→09/10 02/07→09/10 02/07→09/10 02/07→09/10	➔	☐; 03/07→; Scheibenbremse	1		24.3727-0678.2 580678	L= 341
			➔	☐; 03/07→; Scheibenbremse	1		24.3727-0659.2 580659	L= 1.816 L2= 1.860








	kw					! #		
FORD - C-MAX (DM2) 02/07→09/10								
 Seilzug, Feststellbremse								
1.8	92	02/07→09/10	←	↑; 03/07→; Scheibenbremse	1	24.3727-0678.2	580678	L= 341
1.8 Flexifuel	92	02/07→09/10	→	↓; 03/07→; Scheibenbremse	1	24.3727-0659.2	580659	L= 1.816 L2= 1.860
1.8 TDCi	85	02/07→09/10						
2.0	107	02/07→09/10						
2.0 TDCi	98	02/07→09/10						
2.0 TDCi	100	02/07→09/10						
1.6	85	04/07→09/10	←	↑; Scheibenbremse	1	24.3727-0678.2	580678	L= 341
2.0 CNG	107	04/09→09/10	→	↓; Scheibenbremse	1	24.3727-0659.2	580659	L= 1.816 L2= 1.860
2.0 LPG	107	06/08→09/10						
2.0 TDCi	81	02/08→09/10						
FORD - C-MAX II (DXA/CB7, DXA/CEU) 04/10→								
 Seilzug, Feststellbremse								
1.0 EcoBoost	74	10/12→	←	↑; - Mittelkonsole	1	24.3727-0678.2	580678	L= 341
1.0 EcoBoost	92	10/12→						
1.5 EcoBoost	110	03/15→						
1.5 EcoBoost	134	03/15→						
1.5 TDCi	70	03/15→						
1.5 TDCi	88	03/15→						
1.5 TDCi ECOnetic	77	03/15→						
1.6 EcoBoost	110	12/10→						
1.6 EcoBoost	134	12/10→						
1.6 Flexifuel	88	02/11→						
1.6 LPG	86	02/12→						
1.6 LPG	88	02/12→						
1.6 TDCi	70	12/10→						
1.6 TDCi	85	12/10→						
1.6 Ti	63	12/10→						
1.6 Ti	77	12/10→						
1.6 Ti	88	02/12→						
1.6 Ti	92	12/10→						
2.0 Energi	136	01/15→						
2.0 TDCi	85	02/11→						
2.0 TDCi	100	02/11→						
2.0 TDCi	103	04/10→						
2.0 TDCi	110	03/15→						
2.0 TDCi	120	12/10→						
2.0 TDCi	125	03/15→						
FORD - COUGAR (EC_) 08/98→12/01								
 Seilzug, Feststellbremse								
2.0 16V	96	08/98→12/01	←	↑; 09/98→; Scheibenbremse	1	24.3727-0638.2	580638	L= 270
2.5 V6 24V	125	08/98→12/01	→	↓; 09/98→; Scheibenbremse	2	24.3727-0644.2	580644	L= 1.462
2.5 ST 200	151	01/00→12/01	←	↑; Scheibenbremse	1	24.3727-0638.2	580638	L= 270
2.5 V6 24V	125	06/00→12/01	→	↓; Scheibenbremse	2	24.3727-0644.2	580644	L= 1.462
FORD - COURIER Kasten (F3L, F5L) 04/89→02/96								
 Radbremszylinder								
1.3	44	09/91→02/96	→	→ 01/94		24.3222-1111.3	020266	Ø 22,2 GG
1.8 D	44	09/91→02/96	→	02/94→		24.3222-1117.3	020272	Ø 22,2 GG
Zubehörsatz, Bremsbacken								
1.3	44	09/91→02/96	→			03.0137-9120.2	669120	
1.8 D	44	09/91→02/96	→					
 Bremsstrommel								
1.3	44	09/91→02/96	→			24.0220-3008.2	480075	Ø 203,0 x 45 / 204
1.8 D	44	09/91→02/96	→					
 Bremsbackensatz								
1.3	44	09/91→02/96	→			03.0137-0236.2	650236	Ø 203 x 39
1.8 D	44	09/91→02/96	→	→ 01/94		03.0420-2922.3	682922	BDX Ø 203 x 39 Ø 22,2 + RZ / + Zub Kit
FORD - COURIER Kasten (J5_, J3_) 02/96→								
 Radbremszylinder								
1.3	44	02/96→08/03	→	→ 03/02		24.3222-1117.3	020272	Ø 22,2 GG
1.8 D	44	02/96→04/02						
1.8 DI	55	09/00→08/03						
1.4 i	66	04/96→10/99	→			24.3219-1107.3	020338	TRW Ø 19,05 GG
↓								








	kw					! #		
FORD - COURIER Kasten (J5_, J3_) 02/96→								
Zubehörsatz, Bremsbacken								
1.3 1.8 D 1.8 DI	44 44 55	02/96→08/03 02/96→04/02 09/00→08/03	➡	→ 03/02			03.0137-9177.2 669177	
1.4 i	66	04/96→10/99	➡				03.0137-9217.2 669217	TRW
 Bremstrommel								
1.3 1.8 D	44 44	02/96→08/03 02/96→04/02	➡	→ 03/02			24.0220-3008.2 480075	Ø 203,0 x 45 / 204
1.4 i	66	04/96→10/99	➡	+ ABS			24.0218-0024.2 480079	Ø 180,0 x 44 / 181,3 - RLG / - ABS Ring / mit Radbe- festigungsbolzen
							24.0218-0724.2 480206	Ø 180,0 x 44 / 181,3 + RLG / - ABS Ring / mit Radbe- festigungsbolzen
1.8 DI	55	09/00→08/03	➡	→ 03/02; - ABS			24.0218-0024.2 480079	Ø 180,0 x 44 / 181,3 - RLG / - ABS Ring / mit Radbe- festigungsbolzen
							24.0218-0724.2 480206	Ø 180,0 x 44 / 181,3 + RLG / - ABS Ring / mit Radbe- festigungsbolzen
			➡	→ 03/02; + ABS			24.0220-3009.2 480080	Ø 203,0 x 48,5 / 204,3 - RLG / - ABS Ring / mit Radbe- festigungsbolzen
							24.0220-3709.2 480220	Ø 203,0 x 48,5 / 204,3 + RLG / - ABS Ring / mit Radbe- festigungsbolzen
 Bremsbackensatz								
1.3 1.8 D 1.8 DI	44 44 55	02/96→08/03 02/96→04/02 09/00→08/03	➡	→ 03/02			03.0137-0338.2 650338 03.0520-6422.3 696422	Ø 203 x 38 TRW Ø 203 x 38 Ø 22,2 + RZ / + Zub TopKit
1.4 i	66	04/96→10/99	➡				03.0137-0337.2 650337 03.0520-5519.3 695519	TRW Ø 180 x 32 + HEB TRW Ø 180 x 32 Ø 19,05 + RZ / + Zub TopKit
 Seilzug, Feststellbremse								
1.3 1.8 D 1.8 DI	44 44 55	02/96→08/03 02/96→04/02 09/00→08/03	➡	⬇; → 03/02; Trommelbremse	1	24.3727-0634.2 580634	L= 1.875 L2= 1.930	
1.4 i	66	04/96→10/99	➡	⬆; Trommelbremse	1	24.3727-1800.2 581800	L= 312	
			➡	⬇; Trommelbremse	1	24.3727-0660.2 580660	L= 1.575 L2= 1.627	
FORD - ECOSPORT 09/11→								
 Radbremszylinder								
1.0 EcoBoost 1.5 TDCi EcoBlue 1.5 TDCi EcoBlue 4x4	74 92 92	04/18→ 11/17→ 11/17→	➡		2	24.3220-1754.3 020599	Ø 20,64 ALU	
1.0 EcoBoost 1.5 TDCi 1.5 Ti	92 66 82	10/13→ 10/13→ 10/13→	➡	02/14→		24.3220-1754.3 020599	Ø 20,64 ALU	
1.0 EcoBoost 1.5 TDCi 1.5 TDCi	103 70 74	03/16→ 05/15→ 05/15→	➡			24.3220-1754.3 020599	Ø 20,64 ALU	
 Bremsbackensatz								
1.0 EcoBoost 1.5 TDCi 1.5 Ti	92 66 82	10/13→ 10/13→ 10/13→	➡	02/14→		03.0137-0527.2 650527	Ø 228 x 43 + HEB	
1.0 EcoBoost 1.5 TDCi 1.5 TDCi	103 70 74	03/16→ 05/15→ 05/15→	➡			03.0137-0527.2 650527	Ø 228 x 43 + HEB	
FORD - ESCORT '95 Express (AVL) 01/95→06/01								
 Radbremszylinder								
1.4	54	01/95→08/00	➡	02/95→ 02/99		24.3222-1117.3 020272	Ø 22,2 GG	
1.8 D	44	01/95→08/00	➡	02/95→ 07/95; - ABS		24.3219-1107.3 020338	TRW Ø 19,05 GG	
			➡	08/95→ 07/00		24.3220-1112.3 020223	Ø 20,64 GG	
			➡	02/95→ 07/95; + ABS		24.3222-1117.3 020272	Ø 22,2 GG	
			➡	02/95→ 07/00		24.3222-1117.3 020272	Ø 22,2 GG	
1.8 Turbo D ↓	51	12/95→06/01	➡	→ 07/00		24.3220-1112.3 020223	Ø 20,64 GG	










	kw					! #		
FORD - ESCORT '95 Express (AVL) 01/95→06/01								
 Radbremszylinder								
1.8 Turbo D	51	12/95→06/01	➡	→ 07/00		24.3222-1117.3	020272	Ø 22,2 GG
Zubehörsatz, Bremsbacken								
1.4	54	01/95→08/00	➡	02/95→ 02/99; Kasten		03.0137-9184.2	669184	
1.8 D	44	01/95→08/00	➡	02/95→ 07/00; Br.trommeldurchm.innen [Zoll]: 8; 08.1995→		03.0137-9177.2	669177	
			➡	02/95→ 02/99; Kasten		03.0137-9184.2	669184	
			➡	02/95→; - ABS; → 07/00; Br.trommeldurchm.innen [Zoll]: 7		03.0137-9217.2	669217	TRW
			➡	02/95→ 07/00; Br.trommeldurchm.innen [Zoll]: 8; → 07.1995		03.0137-9251.2	669251	
1.8 Turbo D	51	12/95→06/01	➡	→ 07/00; Br.trommeldurchm.innen [Zoll]: 8; 08.1995→		03.0137-9177.2	669177	
			➡	→ 02/99; Kasten		03.0137-9184.2	669184	
			➡	- ABS; → 07/00; Br.trommeldurchm.innen [Zoll]: 7		03.0137-9217.2	669217	TRW
			➡	→ 07/00; Br.trommeldurchm.innen [Zoll]: 8; → 07.1995		03.0137-9251.2	669251	
 Bremstrommel								
1.8 D	44	01/95→08/00	➡	02/95→; - ABS; → 07/00; Br.trommeldurchm.innen [Zoll]: 7		24.0218-0024.2	480079	Ø 180,0 x 44 / 181,3 - RLG / - ABS Ring / mit Radbe- festigungsbolzen
						24.0218-0724.2	480206	Ø 180,0 x 44 / 181,3 + RLG / - ABS Ring / mit Radbe- festigungsbolzen
			➡	02/95→ 07/95; + ABS; Br.trommeldurchm.innen [Zoll]: 8		24.0220-3004.2	480023	Ø 203,0 x 49 / 204 - RLG / - ABS Ring / mit Radbe- festigungsbolzen
		➡	08/95→; + ABS; → 07/00; Br.trommeldurchm.innen [Zoll]: 8		24.0220-3009.2	480080	Ø 203,0 x 48,5 / 204,3 - RLG / - ABS Ring / mit Radbe- festigungsbolzen	
					24.0220-3709.2	480220	Ø 203,0 x 48,5 / 204,3 + RLG / - ABS Ring / mit Radbe- festigungsbolzen	
1.8 Turbo D	51	12/95→06/01	➡	- ABS; → 07/00; Br.trommeldurchm.innen [Zoll]: 7		24.0218-0024.2	480079	Ø 180,0 x 44 / 181,3 - RLG / - ABS Ring / mit Radbe- festigungsbolzen
						24.0218-0724.2	480206	Ø 180,0 x 44 / 181,3 + RLG / - ABS Ring / mit Radbe- festigungsbolzen
			➡	+ ABS; → 07/00; Br.trommeldurchm.innen [Zoll]: 8		24.0220-3009.2	480080	Ø 203,0 x 48,5 / 204,3 - RLG / - ABS Ring / mit Radbe- festigungsbolzen
						24.0220-3709.2	480220	Ø 203,0 x 48,5 / 204,3 + RLG / - ABS Ring / mit Radbe- festigungsbolzen
 Bremsbackensatz								
1.4	54	01/95→08/00	➡	02/95→ 02/99; Kasten		03.0137-0282.2	650282	Ø 229 x 45 + HEB
1.8 D	44	01/95→08/00	➡	02/95→ 02/99; Kasten		03.0137-0282.2	650282	Ø 229 x 45 + HEB
			➡	02/95→; - ABS; → 07/00; Br.trommeldurchm.innen [Zoll]: 7		03.0137-0337.2	650337	TRW Ø 180 x 32 + HEB
			➡	02/95→; - ABS; → 07/00; Br.trommeldurchm.innen [Zoll]: 8		03.0137-0338.2	650338	Ø 203 x 38
			➡	02/95→; + ABS; → 07/00; Br.trommeldurchm.innen [Zoll]: 8		03.0137-0346.2	650346	Ø 203 x 38 + HEB
			➡	02/95→ 07/95; - ABS		03.0520-5519.3	695519	TRW Ø 180 x 32 Ø 19,05 + RZ / + Zub TopKit
			➡	02/95→; + ABS; → 07/00		03.0520-6422.3	696422	TRW Ø 203 x 38 Ø 22,2 + RZ / + Zub TopKit
1.8 Turbo D	51	12/95→06/01	➡	→ 02/99; Kasten		03.0137-0282.2	650282	Ø 229 x 45 + HEB
			➡	- ABS; → 07/00; Br.trommeldurchm.innen [Zoll]: 7		03.0137-0337.2	650337	TRW Ø 180 x 32 + HEB
			➡	- ABS; → 07/00; Br.trommeldurchm.innen [Zoll]: 8		03.0137-0338.2	650338	Ø 203 x 38
			➡	+ ABS; → 07/00; Br.trommeldurchm.innen [Zoll]: 8		03.0137-0346.2	650346	Ø 203 x 38 + HEB








	kw					! #		
FORD - ESCORT '95 Express (AVL) 01/95→06/01								
Bremsbackensatz								
1.8 Turbo D	51	12/95→06/01	➔	+ ABS; → 07/00		03.0520-6422.3	696422	TRW Ø 203 x 38 Ø 22,2 + RZ / + Zub TopKit
Zubehörsatz, Feststellbremsbacken								
1.8 D	44	01/95→08/00		02/95→ 02/99; + ABS		03.0137-9701.2	669701	
1.8 Turbo D	51	12/95→06/01		→ 07/00; + ABS		03.0137-9701.2	669701	
				→ 02/99; + ABS		03.0137-9701.2	669701	
Seilzug, Feststellbremse								
1.4	54	01/95→08/00	←	☒; 02/95→ 04/98; + Lieferwagen; Scheiben/Trommel		1 24.3727-0661.2	580661	L= 281
1.8 D	44	01/95→08/00	←	☒; 02/95→ 02/99; Scheiben/Trommel		1 24.3727-0661.2	580661	L= 281
			←	☒; 05/98→ 02/99; + Lieferwagen; Scheiben/Trommel		1 24.3727-0661.2	580661	L= 281
			➔	☒; 02/95→ 02/99; für Linkslenker; Scheiben/Trommel		1 24.3727-0657.2	580657	L= 1.670 L2= 1.705
1.8 Turbo D	51	12/95→06/01	←	☒; → 02/99; Scheiben/Trommel		1 24.3727-0661.2	580661	L= 281
			←	☒; → 07/00; Scheiben/Trommel		1 24.3727-0661.2	580661	L= 281
			←	☒; 05/98→ 02/99; + Lieferwagen; Scheiben/Trommel		1 24.3727-0661.2	580661	L= 281
			←	☒; → 04/98; + Lieferwagen; Scheiben/Trommel		1 24.3727-0661.2	580661	L= 281
			➔	☒; → 07/00; für Linkslenker; Scheiben/Trommel		1 24.3727-0657.2	580657	L= 1.670 L2= 1.705
			➔	☒; → 02/99; für Linkslenker; Scheiben/Trommel		1 24.3727-0657.2	580657	L= 1.670 L2= 1.705
FORD - ESCORT VI (GAL, AAL, ABL) 01/95→10/02								
Radbremszylinder								
1.3	44	01/95→10/98	➔	02/95→; - ABS		24.3220-1112.3	020223	Ø 20,64 GG
1.4	55	01/95→10/98	➔	02/95→; + ABS		24.3222-1117.3	020272	Ø 22,2 GG
1.6 16V	66	01/95→10/98	➔	02/95→ 07/95; - ABS		24.3220-1112.3	020223	Ø 20,64 GG
1.6 16V 4x4	66	01/95→10/98	➔	02/95→ 07/95; + ABS		24.3222-1117.3	020272	Ø 22,2 GG
			➔	08/95→		24.3222-1117.3	020272	Ø 22,2 GG
1.8 16V	85	01/95→10/98	➔	02/95→ 07/95; - ABS		24.3220-1112.3	020223	Ø 20,64 GG
			➔	08/95→		24.3220-1112.3	020223	Ø 20,64 GG
			➔	02/95→ 07/95; + ABS		24.3222-1117.3	020272	Ø 22,2 GG
1.8 D	44	01/95→12/96	➔	02/95→ 07/95; - ABS		24.3219-1107.3	020338	TRW Ø 19,05 GG
			➔	→ 01/95; - ABS; nur paarweise austauschen		24.3219-1107.3	020338	TRW Ø 19,05 GG
			➔	08/95→		24.3220-1112.3	020223	Ø 20,64 GG
			➔	02/95→ 07/95; + ABS		24.3222-1117.3	020272	Ø 22,2 GG
1.8 TD	66	01/95→10/98	➔	02/95→ 07/95; - ABS		24.3219-1107.3	020338	TRW Ø 19,05 GG
			➔	08/95→		24.3220-1112.3	020223	Ø 20,64 GG
			➔	02/95→ 07/95; + ABS		24.3222-1117.3	020272	Ø 22,2 GG
1.8 Turbo D	51	12/95→10/98	➔			24.3220-1112.3	020223	Ø 20,64 GG
RS 2000	110	02/95→02/98	➔			24.3222-1117.3	020272	Ø 22,2 GG
RS 2000 4x4	110	02/95→10/98						
RS Cosworth 4x4	162	02/95→10/98						
Zubehörsatz, Bremsbacken								
1.3	44	01/95→10/98		02/95→; + ABS; Br.trommeldurchm.innen [Zoll]: 8; → 07.1995		03.0137-9251.2	669251	
			➔	02/95→; + ABS; Br.trommeldurchm.innen [Zoll]: 8; 08.1995→		03.0137-9177.2	669177	
			➔	02/95→ 03/96; - ABS; Br.trommeldurchm.innen [Zoll]: 7		03.0137-9217.2	669217	TRW
			➔	04/96→; - ABS; Br.trommeldurchm.innen [Zoll]: 7		03.0137-9217.2	669217	TRW
1.4	55	01/95→10/98		02/95→; + ABS; Br.trommeldurchm.innen [Zoll]: 8;		03.0137-9251.2	669251	
1.6 16V	66	01/95→10/98		→ 07.1995				
1.6 16V 4x4	66	01/95→10/98						
↓								










	kW					! #		
FORD - ESCORT VI (GAL, AAL, ABL) 01/95→10/02								
Zubehörsatz, Bremsbacken								
1.4 1.6 16V 1.6 16V 4x4	55	01/95→10/98	➡	02/95→; + ABS; Br.trommeldurchm.innen [Zoll]: 8; 08.1995→		03.0137-9177.2	669177	
	66	01/95→10/98	➡	02/95→; - ABS; Br.trommeldurchm.innen [Zoll]: 7		03.0137-9217.2	669217	TRW
1.8 16V	85	01/95→10/98	➡	02/95→; Br.trommeldurchm.innen [Zoll]: 8; 08.1995→		03.0137-9177.2	669177	
			➡	02/95→; Br.trommeldurchm.innen [Zoll]: 8; → 07.1995		03.0137-9251.2	669251	
1.8 D	44	01/95→12/96	➡	02/95→; Br.trommeldurchm.innen [Zoll]: 8; 08.1995→		03.0137-9177.2	669177	
			➡	02/95→; - ABS; Br.trommeldurchm.innen [Zoll]: 7		03.0137-9217.2	669217	TRW
			➡	02/95→; Br.trommeldurchm.innen [Zoll]: 8; → 07.1995		03.0137-9251.2	669251	
			➡	→ 01/95; - ABS		03.0137-9251.2	669251	
1.8 TD	66	01/95→10/98	➡	02/95→; Br.trommeldurchm.innen [Zoll]: 8; 08.1995→		03.0137-9177.2	669177	
			➡	02/95→; - ABS; Br.trommeldurchm.innen [Zoll]: 7		03.0137-9217.2	669217	TRW
			➡	02/95→; Br.trommeldurchm.innen [Zoll]: 8; → 07.1995		03.0137-9251.2	669251	
1.8 Turbo D	51	12/95→10/98	➡	Br.trommeldurchm.innen [Zoll]: 8; 08.1995→		03.0137-9177.2	669177	
			➡	- ABS; Br.trommeldurchm.innen [Zoll]: 7		03.0137-9217.2	669217	TRW
			➡	Br.trommeldurchm.innen [Zoll]: 8; → 07.1995		03.0137-9251.2	669251	
RS 2000 RS 2000 4x4 RS Cosworth 4x4	110	02/95→02/98	➡	Br.trommeldurchm.innen [Zoll]: 8; 08.1995→		03.0137-9177.2	669177	
	162	02/95→10/98	➡	Br.trommeldurchm.innen [Zoll]: 8; → 07.1995		03.0137-9251.2	669251	
Bremstrommel								
1.3 1.4 1.6 16V 1.6 16V 4x4 1.8 TD	44	01/95→10/98	➡	02/95→; - ABS; Br.trommeldurchm.innen [Zoll]: 7		24.0218-0024.2	480079	Ø 180,0 x 44 / 181,3 - RLG / - ABS Ring / mit Radbe- festigungsbolzen
	55	01/95→10/98						
	66	01/95→10/98				24.0218-0724.2	480206	Ø 180,0 x 44 / 181,3 + RLG / - ABS Ring / mit Radbe- festigungsbolzen
1.8 16V	85	01/95→10/98	➡	02/95→ 07/95; + ABS; Br.trommeldurchm.innen [Zoll]: 8		24.0220-3004.2	480023	Ø 203,0 x 49 / 204 - RLG / - ABS Ring / mit Radbe- festigungsbolzen
			➡	08/95→; + ABS; Br.trommeldurchm.innen [Zoll]: 8		24.0220-3009.2	480080	Ø 203,0 x 48,5 / 204,3 - RLG / - ABS Ring / mit Radbe- festigungsbolzen
			➡	08/95→; Br.trommeldurchm.innen [Zoll]: 8		24.0220-3709.2	480220	Ø 203,0 x 48,5 / 204,3 + RLG / - ABS Ring / mit Radbe- festigungsbolzen
1.8 D	44	01/95→12/96	➡	02/95→; - ABS; Br.trommeldurchm.innen [Zoll]: 7		24.0218-0024.2	480079	Ø 180,0 x 44 / 181,3 - RLG / - ABS Ring / mit Radbe- festigungsbolzen
			➡	→ 01/95; - ABS		24.0218-0724.2	480206	Ø 180,0 x 44 / 181,3 + RLG / - ABS Ring / mit Radbe- festigungsbolzen
			➡	→ 01/95; - ABS		24.0220-3004.2	480023	Ø 203,0 x 49 / 204 - RLG / - ABS Ring / mit Radbe- festigungsbolzen
			➡	02/95→ 07/95; + ABS; Br.trommeldurchm.innen [Zoll]: 8		24.0220-3004.2	480023	Ø 203,0 x 49 / 204 - RLG / - ABS Ring / mit Radbe- festigungsbolzen










	kw			 	! #		
FORD - ESCORT VI (GAL, AAL, ABL) 01/95→10/02							
Bremstrommel							
1.8 D	44	01/95→12/96	➡	08/95→; + ABS; Br.trommeldurchm.innen [Zoll]: 8		24.0220-3009.2 480080 24.0220-3709.2 480220	Ø 203,0 x 48,5 / 204,3 - RLG / - ABS Ring / mit Radbe- festigungsbolzen Ø 203,0 x 48,5 / 204,3 + RLG / - ABS Ring / mit Radbe- festigungsbolzen
1.8 Turbo D	51	12/95→10/98	➡	- ABS; Br.trommeldurchm.innen [Zoll]: 7		24.0218-0024.2 480079 24.0218-0724.2 480206	Ø 180,0 x 44 / 181,3 - RLG / - ABS Ring / mit Radbe- festigungsbolzen Ø 180,0 x 44 / 181,3 + RLG / - ABS Ring / mit Radbe- festigungsbolzen
			➡	+ ABS; Br.trommeldurchm.innen [Zoll]: 8		24.0220-3009.2 480080 24.0220-3709.2 480220	Ø 203,0 x 48,5 / 204,3 - RLG / - ABS Ring / mit Radbe- festigungsbolzen Ø 203,0 x 48,5 / 204,3 + RLG / - ABS Ring / mit Radbe- festigungsbolzen
RS 2000 RS 2000 4x4 RS Cosworth 4x4	110 110 162	02/95→02/98 02/95→10/98 02/95→10/98	➡	→ 07/95; Br.trommeldurchm.innen [Zoll]: 8		24.0220-3004.2 480023	Ø 203,0 x 49 / 204 - RLG / - ABS Ring / mit Radbe- festigungsbolzen
			➡	08/95→; Br.trommeldurchm.innen [Zoll]: 8		24.0220-3009.2 480080 24.0220-3709.2 480220	Ø 203,0 x 48,5 / 204,3 - RLG / - ABS Ring / mit Radbe- festigungsbolzen Ø 203,0 x 48,5 / 204,3 + RLG / - ABS Ring / mit Radbe- festigungsbolzen
Bremsbackensatz							
1.3	44	01/95→10/98	➡	02/95→ 03/96; - ABS; Br.trommeldurchm.innen [Zoll]: 7		03.0137-0237.2 650237	Ø 180 x 32 + HEB
			➡	04/96→; - ABS; Br.trommeldurchm.innen [Zoll]: 7		03.0137-0337.2 650337	TRW Ø 180 x 32 + HEB
			➡	02/95→; + ABS; Br.trommeldurchm.innen [Zoll]: 8		03.0137-0338.2 650338 03.0137-0346.2 650346	Ø 203 x 38 Ø 203 x 38 + HEB
			➡	02/95→; + ABS		03.0520-6422.3 696422	TRW Ø 203 x 38 Ø 22,2 + RZ / + Zub TopKit
1.4	55	01/95→10/98	➡	02/95→; - ABS; Br.trommeldurchm.innen [Zoll]: 7		03.0137-0337.2 650337	TRW Ø 180 x 32 + HEB
			➡	02/95→; + ABS; Br.trommeldurchm.innen [Zoll]: 8		03.0137-0338.2 650338 03.0137-0346.2 650346	Ø 203 x 38 Ø 203 x 38 + HEB
			➡	02/95→; + ABS		03.0520-6422.3 696422	TRW Ø 203 x 38 Ø 22,2 + RZ / + Zub TopKit
1.6 16V 1.6 16V 4x4	66 66	01/95→10/98 01/95→10/98	➡	02/95→; - ABS; Br.trommeldurchm.innen [Zoll]: 7		03.0137-0337.2 650337	TRW Ø 180 x 32 + HEB
			➡	02/95→; + ABS; Br.trommeldurchm.innen [Zoll]: 8		03.0137-0338.2 650338 03.0137-0346.2 650346	Ø 203 x 38 Ø 203 x 38 + HEB
			➡	08/95→		03.0520-6422.3 696422	TRW Ø 203 x 38 Ø 22,2 + RZ / + Zub TopKit
1.8 16V	85	01/95→10/98	➡	02/95→; - ABS; Br.trommeldurchm.innen [Zoll]: 8		03.0137-0338.2 650338	Ø 203 x 38
			➡	02/95→; + ABS; Br.trommeldurchm.innen [Zoll]: 8		03.0137-0346.2 650346	Ø 203 x 38 + HEB
			➡	02/95→ 07/95; + ABS		03.0520-6422.3 696422	TRW Ø 203 x 38 Ø 22,2 + RZ / + Zub TopKit
1.8 D	44	01/95→12/96	➡	→ 01/95; - ABS		03.0137-0238.2 650238 03.0520-5619.3 695619	Ø 203 x 38 + HEB TRW Ø 203 x 38 Ø 19,05 + RZ / + Zub TopKit
			➡	02/95→; - ABS; Br.trommeldurchm.innen [Zoll]: 7		03.0137-0337.2 650337	TRW Ø 180 x 32 + HEB
			➡	02/95→; - ABS; Br.trommeldurchm.innen [Zoll]: 8		03.0137-0338.2 650338	Ø 203 x 38
			➡	02/95→; + ABS; Br.trommeldurchm.innen [Zoll]: 8		03.0137-0346.2 650346	Ø 203 x 38 + HEB
			➡	02/95→ 07/95; - ABS		03.0520-5519.3 695519	TRW Ø 180 x 32 Ø 19,05 + RZ / + Zub TopKit
			➡	02/95→; + ABS		03.0520-6422.3 696422	TRW Ø 203 x 38 Ø 22,2 + RZ / + Zub TopKit
1.8 TD	66	01/95→10/98	➡	02/95→; - ABS; Br.trommeldurchm.innen [Zoll]: 7		03.0137-0337.2 650337	TRW Ø 180 x 32 + HEB
			➡	02/95→; - ABS; Br.trommeldurchm.innen [Zoll]: 8		03.0137-0338.2 650338	Ø 203 x 38
			➡	02/95→; - ABS; Br.trommeldurchm.innen [Zoll]: 8		03.0137-0338.2 650338	Ø 203 x 38








	kw			 	! #		
FORD - ESCORT VI (GAL, AAL, ABL) 01/95→10/02							
Bremsbackensatz							
1.8 TD	66	01/95→10/98	➔	02/95→; + ABS; Br.trommeldurchm.innen [Zoll]: 8		03.0137-0346.2 650346	Ø 203 x 38 + HEB
			➔	02/95→ 07/95; - ABS		03.0520-5519.3 695519	TRW Ø 180 x 32 Ø 19,05 + RZ / + Zub TopKit
			➔	02/95→; + ABS		03.0520-6422.3 696422	TRW Ø 203 x 38 Ø 22,2 + RZ / + Zub TopKit
1.8 Turbo D	51	12/95→10/98	➔	- ABS; Br.trommeldurchm.innen [Zoll]: 7		03.0137-0337.2 650337	TRW Ø 180 x 32 + HEB
			➔	- ABS; Br.trommeldurchm.innen [Zoll]: 8		03.0137-0338.2 650338	Ø 203 x 38
			➔	+ ABS; Br.trommeldurchm.innen [Zoll]: 8		03.0137-0346.2 650346	Ø 203 x 38 + HEB
			➔	+ ABS		03.0520-6422.3 696422	TRW Ø 203 x 38 Ø 22,2 + RZ / + Zub TopKit
RS 2000	110	02/95→02/98	➔	Br.trommeldurchm.innen [Zoll]: 8		03.0137-0346.2 650346	Ø 203 x 38 + HEB
RS 2000 4x4	110	02/95→10/98					
RS Cosworth 4x4	162	02/95→10/98					
Zubehörsatz, Feststellbremsbacken							
1.6 16V	66	01/95→10/98		02/95→; + ABS		03.0137-9701.2 669701	
1.6 16V 4x4	66	01/95→10/98					
1.8 16V	85	01/95→10/98					
1.8 TD	66	01/95→10/98					
1.8 D	44	01/95→12/96		→ 01/95; + ABS		03.0137-9701.2 669701	
				02/95→; + ABS		03.0137-9701.2 669701	
1.8 Turbo D	51	12/95→10/98		+ ABS		03.0137-9701.2 669701	
Seilzug, Feststellbremse							
1.3	44	01/95→10/98	←	⏏; 02/95→ 04/98; + Lieferwagen; Scheiben/Trommel	1	24.3727-0661.2 580661	L= 281
1.4	55	01/95→10/98	←	⏏; 05/98→; + Lieferwagen; Scheiben/Trommel	1	24.3727-0661.2 580661	L= 281
1.6 16V	66	01/95→10/98	←	⏏; 05/98→; + Lieferwagen; Scheiben/Trommel	1	24.3727-0661.2 580661	L= 281
1.6 16V 4x4	66	01/95→10/98	←	⏏; 05/98→; + Lieferwagen; Scheiben/Trommel	1	24.3727-0661.2 580661	L= 281
1.8 16V	85	01/95→10/98	←	⏏; 02/95→; Scheiben/Trommel	1	24.3727-0661.2 580661	L= 281
1.8 TD	66	01/95→10/98	➔	⏏; 02/95→; für Linkslenker; Scheiben/Trommel	1	24.3727-0657.2 580657	L= 1.670 L2= 1.705
1.8 D	44	01/95→12/96	←	⏏; → 01/95; Scheiben/Trommel	1	24.3727-0628.2 580628	L= 151
			←	⏏; 02/95→; + Lieferwagen; Scheiben/Trommel	1	24.3727-0661.2 580661	L= 281
			←	⏏; 02/95→; Scheiben/Trommel	1	24.3727-0661.2 580661	L= 281
			➔	⏏; → 01/95; Scheiben/Trommel	1	24.3727-0627.2 580627	L= 3.273
			➔	⏏; 02/95→; für Linkslenker; Scheiben/Trommel	1	24.3727-0657.2 580657	L= 1.670 L2= 1.705
1.8 Turbo D	51	12/95→10/98	←	⏏; Scheiben/Trommel	1	24.3727-0661.2 580661	L= 281
			←	⏏; 05/98→; + Lieferwagen; Scheiben/Trommel	1	24.3727-0661.2 580661	L= 281
			←	⏏; → 04/98; + Lieferwagen; Scheiben/Trommel	1	24.3727-0661.2 580661	L= 281
			➔	⏏; für Linkslenker; Scheiben/Trommel	1	24.3727-0657.2 580657	L= 1.670 L2= 1.705
RS 2000	110	02/95→02/98	←	⏏; + Lieferwagen; Scheiben/Trommel	1	24.3727-0661.2 580661	L= 281
			←	⏏; → 12/95; Scheiben/Trommel	1	24.3727-0661.2 580661	L= 281
			➔	⏏; → 12/95; für Linkslenker; Scheiben/Trommel	1	24.3727-0657.2 580657	L= 1.670 L2= 1.705
RS Cosworth 4x4	162	02/95→10/98	←	⏏; 05/98→; für Linkslenker; + Lieferwagen; Scheiben/Trommel	1	24.3727-0661.2 580661	L= 281
			←	⏏; → 04/98; + Lieferwagen; Scheiben/Trommel	1	24.3727-0661.2 580661	L= 281
			←	⏏; → 12/95; Scheiben/Trommel	1	24.3727-0661.2 580661	L= 281
			←	⏏; 05/98→; für Rechtslenker; + Lieferwagen; Scheiben/Trommel	1	24.3727-0661.2 580661	L= 281
			➔	⏏; → 12/95; für Linkslenker; Scheiben/Trommel	1	24.3727-0657.2 580657	L= 1.670 L2= 1.705
FORD - ESCORT VI Cabriolet (ALL) 03/94→08/00							
Radbremszylinder							
1.4	55	02/95→08/98	➔	- ABS		24.3219-1107.3 020338	TRW Ø 19,05 GG
			➔	+ ABS		24.3220-1112.3 020223	Ø 20,64 GG
1.6 16V XR3i	65	02/95→12/96	➔	→ 07/95		24.3219-1107.3 020338	TRW Ø 19,05 GG
1.6 16V XR3i	66	02/95→09/99	➔	08/95→		24.3222-1117.3 020272	Ø 22,2 GG
↓							











	kw			 	! #		
FORD - ESCORT VI Cabriolet (ALL) 03/94→08/00							
 Radbremszylinder							
1.8 16V XR3i	77	02/95→08/98	➡	→ 07/95; - ABS	24.3219-1107.3	020338	TRW Ø 19,05 GG
			➡	08/95→; - ABS	24.3220-1112.3	020223	Ø 20,64 GG
			➡	+ ABS	24.3222-1117.3	020272	Ø 22,2 GG
1.8 16V XR3i	85	10/95→08/98	➡		24.3220-1112.3	020223	Ø 20,64 GG
			➡	- ABS	24.3220-1112.3	020223	Ø 20,64 GG
			➡	+ ABS	24.3222-1117.3	020272	Ø 22,2 GG
1.8 16V XR3i	96	02/95→08/00	➡	→ 07/95; - ABS	24.3219-1107.3	020338	TRW Ø 19,05 GG
			➡	08/95→ 07/00; - ABS	24.3220-1112.3	020223	Ø 20,64 GG
			➡	→ 07/00; + ABS	24.3222-1117.3	020272	Ø 22,2 GG
1.8 TD	66	09/95→08/98	➡		24.3220-1112.3	020223	Ø 20,64 GG
1.8 Turbo D	51	10/96→08/99					
Zubehörsatz, Bremsbacken							
1.4	55	02/95→08/98	➡	+ ABS; Br.trommeldurchm.innen [Zoll]: 8; 08.1995→	03.0137-9177.2	669177	
			➡	- ABS; Br.trommeldurchm.innen [Zoll]: 7	03.0137-9217.2	669217	TRW
			➡	+ ABS; Br.trommeldurchm.innen [Zoll]: 8; → 07.1995	03.0137-9251.2	669251	
1.6 16V XR3i	65	02/95→12/96		+ ABS; Br.trommeldurchm.innen [Zoll]: 8; → 07.1995	03.0137-9251.2	669251	
1.6 16V XR3i	66	02/95→09/99	➡	+ ABS; Br.trommeldurchm.innen [Zoll]: 8; 08.1995→	03.0137-9177.2	669177	
			➡	- ABS; Br.trommeldurchm.innen [Zoll]: 7	03.0137-9217.2	669217	TRW
1.8 16V XR3i	77	02/95→08/98	➡	Br.trommeldurchm.innen [Zoll]: 8; 08.1995→	03.0137-9177.2	669177	
1.8 16V XR3i	85	10/95→08/98	➡	Br.trommeldurchm.innen [Zoll]: 8; → 07.1995	03.0137-9251.2	669251	
1.8 16V XR3i	96	02/95→08/00	➡	→ 07/00; Br.trommeldurchm.innen [Zoll]: 8; 08.1995→	03.0137-9177.2	669177	
			➡	→ 07/00; Br.trommeldurchm.innen [Zoll]: 8; → 07.1995	03.0137-9251.2	669251	
1.8 TD	66	09/95→08/98	➡	Br.trommeldurchm.innen [Zoll]: 8; 08.1995→	03.0137-9177.2	669177	
1.8 Turbo D	51	10/96→08/99	➡	- ABS; Br.trommeldurchm.innen [Zoll]: 7	03.0137-9217.2	669217	TRW
			➡	Br.trommeldurchm.innen [Zoll]: 8; → 07.1995	03.0137-9251.2	669251	
 Bremstrommel							
1.4	55	02/95→08/98	➡	- ABS; Br.trommeldurchm.innen [Zoll]: 7	24.0218-0024.2	480079	Ø 180,0 x 44 / 181,3
1.6 16V XR3i	65	02/95→12/96			24.0218-0724.2	480206	- RLG / - ABS Ring / mit Radbefestigungsbolzen
1.6 16V XR3i	66	02/95→09/99					Ø 180,0 x 44 / 181,3
							+ RLG / - ABS Ring / mit Radbefestigungsbolzen
			➡	→ 07/95; + ABS; Br.trommeldurchm.innen [Zoll]: 8	24.0220-3004.2	480023	Ø 203,0 x 49 / 204
							- RLG / - ABS Ring / mit Radbefestigungsbolzen
			➡	08/95→; + ABS; Br.trommeldurchm.innen [Zoll]: 8	24.0220-3009.2	480080	Ø 203,0 x 48,5 / 204,3
							- RLG / - ABS Ring / mit Radbefestigungsbolzen
					24.0220-3709.2	480220	Ø 203,0 x 48,5 / 204,3
							+ RLG / - ABS Ring / mit Radbefestigungsbolzen
1.8 16V XR3i	77	02/95→08/98	➡	→ 07/95; Br.trommeldurchm.innen [Zoll]: 8	24.0220-3004.2	480023	Ø 203,0 x 49 / 204
							- RLG / - ABS Ring / mit Radbefestigungsbolzen
			➡	08/95→; Br.trommeldurchm.innen [Zoll]: 8	24.0220-3009.2	480080	Ø 203,0 x 48,5 / 204,3
							- RLG / - ABS Ring / mit Radbefestigungsbolzen
					24.0220-3709.2	480220	Ø 203,0 x 48,5 / 204,3
							+ RLG / - ABS Ring / mit Radbefestigungsbolzen
1.8 16V XR3i	85	10/95→08/98	➡	Br.trommeldurchm.innen [Zoll]: 8	24.0220-3009.2	480080	Ø 203,0 x 48,5 / 204,3
							- RLG / - ABS Ring / mit Radbefestigungsbolzen
					24.0220-3709.2	480220	Ø 203,0 x 48,5 / 204,3
							+ RLG / - ABS Ring / mit Radbefestigungsbolzen
↓							








	kw			 	! #		
FORD - ESCORT VI Cabriolet (ALL) 03/94→08/00							
Bremstrommel							
1.8 16V XR3i	96	02/95→08/00	➡	→ 07/95; Br.trommeldurchm.innen [Zoll]: 8		24.0220-3004.2 480023	Ø 203,0 x 49 / 204 - RLG / - ABS Ring / mit Radbefestigungsbolzen
			➡	08/95→ 07/00; Br.trommeldurchm.innen [Zoll]: 8		24.0220-3009.2 480080 24.0220-3709.2 480220	Ø 203,0 x 48,5 / 204,3 - RLG / - ABS Ring / mit Radbefestigungsbolzen Ø 203,0 x 48,5 / 204,3 + RLG / - ABS Ring / mit Radbefestigungsbolzen
1.8 TD 1.8 Turbo D	66 51	09/95→08/98 10/96→08/99	➡	- ABS; Br.trommeldurchm.innen [Zoll]: 7		24.0218-0024.2 480079 24.0218-0724.2 480206	Ø 180,0 x 44 / 181,3 - RLG / - ABS Ring / mit Radbefestigungsbolzen Ø 180,0 x 44 / 181,3 + RLG / - ABS Ring / mit Radbefestigungsbolzen
			➡	+ ABS; Br.trommeldurchm.innen [Zoll]: 8		24.0220-3009.2 480080 24.0220-3709.2 480220	Ø 203,0 x 48,5 / 204,3 - RLG / - ABS Ring / mit Radbefestigungsbolzen Ø 203,0 x 48,5 / 204,3 + RLG / - ABS Ring / mit Radbefestigungsbolzen
Bremsbackensatz							
1.4	55	02/95→08/98	➡	- ABS; Br.trommeldurchm.innen [Zoll]: 7		03.0137-0337.2 650337	TRW Ø 180 x 32 + HEB
			➡	+ ABS; Br.trommeldurchm.innen [Zoll]: 8		03.0137-0346.2 650346	Ø 203 x 38 + HEB
			➡	- ABS		03.0520-5519.3 695519	TRW Ø 180 x 32 Ø 19,05 + RZ / + Zub TopKit
			➡	+ ABS		03.0520-6422.3 696422	TRW Ø 203 x 38 Ø 22,2 + RZ / + Zub TopKit
1.6 16V XR3i 1.6 16V XR3i	65 66	02/95→12/96 02/95→09/99	➡	- ABS; Br.trommeldurchm.innen [Zoll]: 7		03.0137-0337.2 650337	TRW Ø 180 x 32 + HEB
			➡	+ ABS; Br.trommeldurchm.innen [Zoll]: 8		03.0137-0338.2 650338 03.0137-0346.2 650346	Ø 203 x 38 Ø 203 x 38 + HEB
			➡	→ 07/95		03.0520-5519.3 695519	TRW Ø 180 x 32 Ø 19,05 + RZ / + Zub TopKit
			➡	08/95→		03.0520-6422.3 696422	TRW Ø 203 x 38 Ø 22,2 + RZ / + Zub TopKit
1.8 16V XR3i 1.8 16V XR3i	77 85	02/95→08/98 10/95→08/98	➡	- ABS; Br.trommeldurchm.innen [Zoll]: 8		03.0137-0338.2 650338	Ø 203 x 38
			➡	+ ABS; Br.trommeldurchm.innen [Zoll]: 8		03.0137-0346.2 650346	Ø 203 x 38 + HEB
			➡	+ ABS		03.0520-6422.3 696422	TRW Ø 203 x 38 Ø 22,2 + RZ / + Zub TopKit
1.8 16V XR3i	96	02/95→08/00	➡	- ABS; → 07/00; Br.trommeldurchm.innen [Zoll]: 8		03.0137-0338.2 650338	Ø 203 x 38
			➡	+ ABS; → 07/00; Br.trommeldurchm.innen [Zoll]: 8		03.0137-0346.2 650346	Ø 203 x 38 + HEB
			➡	+ ABS; → 07/00		03.0520-6422.3 696422	TRW Ø 203 x 38 Ø 22,2 + RZ / + Zub TopKit
1.8 TD 1.8 Turbo D	66 51	09/95→08/98 10/96→08/99	➡	- ABS; Br.trommeldurchm.innen [Zoll]: 7		03.0137-0337.2 650337	TRW Ø 180 x 32 + HEB
			➡	- ABS; Br.trommeldurchm.innen [Zoll]: 8		03.0137-0338.2 650338	Ø 203 x 38
			➡	+ ABS; Br.trommeldurchm.innen [Zoll]: 8		03.0137-0346.2 650346	Ø 203 x 38 + HEB
			➡	+ ABS		03.0520-6422.3 696422	TRW Ø 203 x 38 Ø 22,2 + RZ / + Zub TopKit
Zubehörsatz, Feststellbremsbacken							
1.6 16V XR3i 1.6 16V XR3i 1.8 16V XR3i 1.8 TD 1.8 Turbo D	65 66 85 66 51	02/95→12/96 02/95→09/99 10/95→08/98 09/95→08/98 10/96→08/99		+ ABS		03.0137-9701.2 669701	
Seilzug, Feststellbremse							
1.4 1.8 16V XR3i 1.8 TD	55 85 66	02/95→08/98 10/95→08/98 09/95→08/98	←	⬆; Scheiben/Trommel	1	24.3727-0661.2 580661	L= 281
			←	⬆; → 04/98; + Lieferwagen; Scheiben/Trommel	1	24.3727-0661.2 580661	L= 281
			←	⬆; 05/98→; + Lieferwagen; Scheiben/Trommel	1	24.3727-0661.2 580661	L= 281
			➡	⬇; für Linkslenker; Scheiben/Trommel	1	24.3727-0657.2 580657	L= 1.670 L2= 1.705
1.6 16V XR3i	65	02/95→12/96	←	⬆; Scheiben/Trommel	1	24.3727-0661.2 580661	L= 281
			←	⬆; + Lieferwagen; Scheiben/Trommel	1	24.3727-0661.2 580661	L= 281
↓							













	kw			 	! #		
FORD - ESCORT VI Cabriolet (ALL) 03/94→08/00							
 Seilzug, Feststellbremse							
1.6 16V XR3i	65	02/95→12/96	➡	⏴; für Linkslenker; Scheiben/Trommel	1	24.3727-0657.2 580657	L= 1.670 L2= 1.705
1.6 16V XR3i	66	02/95→09/99	⬅	⏴; Scheiben/Trommel	1	24.3727-0661.2 580661	L= 281
1.8 Turbo D	51	10/96→08/99	⬅	⏴; → 04/98; + Lieferwagen; Scheiben/Trommel	1	24.3727-0661.2 580661	L= 281
			⬅	⏴; 05/98→ 02/99; + Lieferwagen; Scheiben/Trommel	1	24.3727-0661.2 580661	L= 281
			➡	⏴; für Linkslenker; Scheiben/Trommel	1	24.3727-0657.2 580657	L= 1.670 L2= 1.705
FORD - ESCORT VI Stufenheck (GAL, AFL) 01/95→08/02							
 Radbremszylinder							
1.3	44	01/95→02/99	➡	02/95→; - ABS		24.3220-1112.3 020223	Ø 20,64 GG
1.4	55	01/95→02/99	➡	02/95→; + ABS		24.3222-1117.3 020272	Ø 22,2 GG
1.6 i 16V	66	01/95→02/99	➡	02/95→ 07/95; - ABS		24.3220-1112.3 020223	Ø 20,64 GG
			➡	02/95→ 07/95; + ABS		24.3222-1117.3 020272	Ø 22,2 GG
			➡	08/95→		24.3222-1117.3 020272	Ø 22,2 GG
1.8 16V	85	01/95→02/99	➡	02/95→ 07/95; - ABS		24.3220-1112.3 020223	Ø 20,64 GG
			➡	08/95→		24.3220-1112.3 020223	Ø 20,64 GG
			➡	02/95→ 07/95; + ABS		24.3222-1117.3 020272	Ø 22,2 GG
1.8 D	44	01/95→12/96	➡	02/95→ 07/95; - ABS		24.3219-1107.3 020338	TRW Ø 19,05 GG
			➡	→ 01/95; - ABS; nur paarweise austauschen		24.3219-1107.3 020338	TRW Ø 19,05 GG
			➡	08/95→		24.3220-1112.3 020223	Ø 20,64 GG
			➡	02/95→ 07/95; + ABS		24.3222-1117.3 020272	Ø 22,2 GG
1.8 TD	66	01/95→02/99	➡	02/95→ 07/95; - ABS		24.3219-1107.3 020338	TRW Ø 19,05 GG
			➡	08/95→		24.3220-1112.3 020223	Ø 20,64 GG
			➡	02/95→ 07/95; + ABS		24.3222-1117.3 020272	Ø 22,2 GG
1.8 Turbo D	51	12/95→02/99	➡			24.3220-1112.3 020223	Ø 20,64 GG
Zubehörsatz, Bremsbacken							
1.3	44	01/95→02/99		02/95→; + ABS; Br.trommeldurchm.innen [Zoll]: 8; → 07.1995		03.0137-9251.2 669251	
			➡	02/95→; + ABS; Br.trommeldurchm.innen [Zoll]: 8; 08.1995→		03.0137-9177.2 669177	
			➡	02/95→ 03/96; - ABS; Br.trommeldurchm.innen [Zoll]: 7		03.0137-9217.2 669217	TRW
			➡	04/96→; - ABS; Br.trommeldurchm.innen [Zoll]: 7		03.0137-9217.2 669217	TRW
1.4 1.6 i 16V	55 66	01/95→02/99 01/95→02/99		02/95→; + ABS; Br.trommeldurchm.innen [Zoll]: 8; → 07.1995		03.0137-9251.2 669251	
			➡	02/95→; + ABS; Br.trommeldurchm.innen [Zoll]: 8; 08.1995→		03.0137-9177.2 669177	
			➡	02/95→; - ABS; Br.trommeldurchm.innen [Zoll]: 7		03.0137-9217.2 669217	TRW
1.8 16V	85	01/95→02/99	➡	02/95→; Br.trommeldurchm.innen [Zoll]: 8; 08.1995→		03.0137-9177.2 669177	
			➡	02/95→; Br.trommeldurchm.innen [Zoll]: 8; → 07.1995		03.0137-9251.2 669251	
1.8 D	44	01/95→12/96	➡	02/95→; Br.trommeldurchm.innen [Zoll]: 8; 08.1995→		03.0137-9177.2 669177	
			➡	02/95→; - ABS; Br.trommeldurchm.innen [Zoll]: 7		03.0137-9217.2 669217	TRW
			➡	02/95→; Br.trommeldurchm.innen [Zoll]: 8; → 07.1995		03.0137-9251.2 669251	
			➡	→ 01/95; - ABS		03.0137-9251.2 669251	
1.8 TD	66	01/95→02/99	➡	02/95→; Br.trommeldurchm.innen [Zoll]: 8; 08.1995→		03.0137-9177.2 669177	
			➡	02/95→; - ABS; Br.trommeldurchm.innen [Zoll]: 7		03.0137-9217.2 669217	TRW














	kw			 	! #		
FORD - ESCORT VI Stufenheck (GAL, AFL) 01/95→08/02							
Zubehörsatz, Bremsbacken							
1.8 TD	66	01/95→02/99	➡	02/95→; Br.trommeldurchm.innen [Zoll]: 8; → 07.1995		03.0137-9251.2 669251	
1.8 Turbo D	51	12/95→02/99	➡	Br.trommeldurchm.innen [Zoll]: 8; 08.1995→		03.0137-9177.2 669177	
			➡	- ABS; Br.trommeldurchm.innen [Zoll]: 7		03.0137-9217.2 669217	TRW
			➡	Br.trommeldurchm.innen [Zoll]: 8; → 07.1995		03.0137-9251.2 669251	
 Bremstrommel							
1.3	44	01/95→02/99	➡	02/95→; - ABS; Br.trommeldurchm.innen [Zoll]: 7		24.0218-0024.2 480079	Ø 180,0 x 44 / 181,3 - RLG / - ABS Ring / mit Radbe- festigungsbolzen
1.4	55	01/95→02/99					
1.6 i 16V	66	01/95→02/99					
1.8 TD	66	01/95→02/99				24.0218-0724.2 480206	Ø 180,0 x 44 / 181,3 + RLG / - ABS Ring / mit Radbe- festigungsbolzen
			➡	02/95→ 07/95; + ABS; Br.trommeldurchm.innen [Zoll]: 8		24.0220-3004.2 480023	Ø 203,0 x 49 / 204 - RLG / - ABS Ring / mit Radbe- festigungsbolzen
			➡	08/95→; + ABS; Br.trommeldurchm.innen [Zoll]: 8		24.0220-3009.2 480080	Ø 203,0 x 48,5 / 204,3 - RLG / - ABS Ring / mit Radbe- festigungsbolzen
						24.0220-3709.2 480220	Ø 203,0 x 48,5 / 204,3 + RLG / - ABS Ring / mit Radbe- festigungsbolzen
1.8 16V	85	01/95→02/99	➡	02/95→ 07/95; Br.trommeldurchm.innen [Zoll]: 8		24.0220-3004.2 480023	Ø 203,0 x 49 / 204 - RLG / - ABS Ring / mit Radbe- festigungsbolzen
			➡	08/95→; Br.trommeldurchm.innen [Zoll]: 8		24.0220-3009.2 480080	Ø 203,0 x 48,5 / 204,3 - RLG / - ABS Ring / mit Radbe- festigungsbolzen
						24.0220-3709.2 480220	Ø 203,0 x 48,5 / 204,3 + RLG / - ABS Ring / mit Radbe- festigungsbolzen
1.8 D	44	01/95→12/96	➡	02/95→; - ABS; Br.trommeldurchm.innen [Zoll]: 7		24.0218-0024.2 480079	Ø 180,0 x 44 / 181,3 - RLG / - ABS Ring / mit Radbe- festigungsbolzen
			➡	→ 01/95; - ABS		24.0218-0724.2 480206	Ø 180,0 x 44 / 181,3 + RLG / - ABS Ring / mit Radbe- festigungsbolzen
			➡	02/95→ 07/95; + ABS; Br.trommeldurchm.innen [Zoll]: 8		24.0220-3004.2 480023	Ø 203,0 x 49 / 204 - RLG / - ABS Ring / mit Radbe- festigungsbolzen
			➡	08/95→; + ABS; Br.trommeldurchm.innen [Zoll]: 8		24.0220-3009.2 480080	Ø 203,0 x 48,5 / 204,3 - RLG / - ABS Ring / mit Radbe- festigungsbolzen
						24.0220-3709.2 480220	Ø 203,0 x 48,5 / 204,3 + RLG / - ABS Ring / mit Radbe- festigungsbolzen
1.8 Turbo D	51	12/95→02/99	➡	- ABS; Br.trommeldurchm.innen [Zoll]: 7		24.0218-0024.2 480079	Ø 180,0 x 44 / 181,3 - RLG / - ABS Ring / mit Radbe- festigungsbolzen
						24.0218-0724.2 480206	Ø 180,0 x 44 / 181,3 + RLG / - ABS Ring / mit Radbe- festigungsbolzen
			➡	+ ABS; Br.trommeldurchm.innen [Zoll]: 8		24.0220-3009.2 480080	Ø 203,0 x 48,5 / 204,3 - RLG / - ABS Ring / mit Radbe- festigungsbolzen
						24.0220-3709.2 480220	Ø 203,0 x 48,5 / 204,3 + RLG / - ABS Ring / mit Radbe- festigungsbolzen
 Bremsbackensatz							
1.3	44	01/95→02/99	➡	02/95→ 03/96; - ABS; Br.trommeldurchm.innen [Zoll]: 7		03.0137-0237.2 650237	Ø 180 x 32 + HEB
			➡	04/96→; - ABS; Br.trommeldurchm.innen [Zoll]: 7		03.0137-0337.2 650337	TRW Ø 180 x 32 + HEB
			➡	02/95→; + ABS; Br.trommeldurchm.innen [Zoll]: 8		03.0137-0338.2 650338	Ø 203 x 38
						03.0137-0346.2 650346	Ø 203 x 38 + HEB
↓							













	kw			 	! #		
FORD - ESCORT VI Stufenheck (GAL, AFL) 01/95→08/02							
Bremsbackensatz							
1.3	44	01/95→02/99	➔	02/95→; + ABS		03.0520-6422.3 696422	TRW Ø 203 x 38 Ø 22,2 + RZ / + Zub TopKit
1.4	55	01/95→02/99	➔	02/95→; - ABS; Br.trommeldurchm.innen [Zoll]: 7		03.0137-0337.2 650337	TRW Ø 180 x 32 + HEB
			➔	02/95→; + ABS; Br.trommeldurchm.innen [Zoll]: 8		03.0137-0338.2 650338	Ø 203 x 38
			➔	02/95→; + ABS		03.0137-0346.2 650346	Ø 203 x 38 + HEB
1.6 i 16V	66	01/95→02/99	➔	02/95→; - ABS; Br.trommeldurchm.innen [Zoll]: 7		03.0520-6422.3 696422	TRW Ø 203 x 38 Ø 22,2 + RZ / + Zub TopKit
			➔	02/95→; + ABS; Br.trommeldurchm.innen [Zoll]: 8		03.0137-0338.2 650338	Ø 203 x 38
			➔	08/95→		03.0137-0346.2 650346	Ø 203 x 38 + HEB
1.8 16V	85	01/95→02/99	➔	02/95→; - ABS; Br.trommeldurchm.innen [Zoll]: 8		03.0520-6422.3 696422	TRW Ø 203 x 38 Ø 22,2 + RZ / + Zub TopKit
			➔	02/95→; + ABS; Br.trommeldurchm.innen [Zoll]: 8		03.0137-0338.2 650338	Ø 203 x 38
			➔	02/95→ 07/95; + ABS		03.0137-0346.2 650346	Ø 203 x 38 + HEB
1.8 D	44	01/95→12/96	➔	→ 01/95; - ABS		03.0137-0238.2 650238	Ø 203 x 38 + HEB
						03.0520-5619.3 695619	TRW Ø 203 x 38 Ø 19,05 + RZ / + Zub TopKit
			➔	02/95→; - ABS; Br.trommeldurchm.innen [Zoll]: 7		03.0137-0337.2 650337	TRW Ø 180 x 32 + HEB
			➔	02/95→; - ABS; Br.trommeldurchm.innen [Zoll]: 8		03.0137-0338.2 650338	Ø 203 x 38
			➔	02/95→; + ABS; Br.trommeldurchm.innen [Zoll]: 8		03.0137-0346.2 650346	Ø 203 x 38 + HEB
			➔	02/95→ 07/95; - ABS		03.0520-5519.3 695519	TRW Ø 180 x 32 Ø 19,05 + RZ / + Zub TopKit
1.8 TD	66	01/95→02/99	➔	02/95→; - ABS; Br.trommeldurchm.innen [Zoll]: 7		03.0520-6422.3 696422	TRW Ø 203 x 38 Ø 22,2 + RZ / + Zub TopKit
			➔	02/95→; - ABS; Br.trommeldurchm.innen [Zoll]: 8		03.0137-0337.2 650337	TRW Ø 180 x 32 + HEB
			➔	02/95→; + ABS; Br.trommeldurchm.innen [Zoll]: 8		03.0137-0338.2 650338	Ø 203 x 38
			➔	02/95→ 07/95; - ABS		03.0137-0346.2 650346	Ø 203 x 38 + HEB
			➔	02/95→; + ABS		03.0520-5519.3 695519	TRW Ø 180 x 32 Ø 19,05 + RZ / + Zub TopKit
1.8 Turbo D	51	12/95→02/99	➔	- ABS; Br.trommeldurchm.innen [Zoll]: 7		03.0520-6422.3 696422	TRW Ø 203 x 38 Ø 22,2 + RZ / + Zub TopKit
			➔	- ABS; Br.trommeldurchm.innen [Zoll]: 8		03.0137-0337.2 650337	TRW Ø 180 x 32 + HEB
			➔	+ ABS; Br.trommeldurchm.innen [Zoll]: 8		03.0137-0338.2 650338	Ø 203 x 38
			➔	+ ABS		03.0137-0346.2 650346	Ø 203 x 38 + HEB
Zubehörsatz, Feststellbremsbacken							
1.6 i 16V	66	01/95→02/99		02/95→; + ABS		03.0137-9701.2 669701	
1.8 16V	85	01/95→02/99					
1.8 TD	66	01/95→02/99					
1.8 D	44	01/95→12/96		→ 01/95; + ABS		03.0137-9701.2 669701	
				02/95→; + ABS		03.0137-9701.2 669701	
1.8 Turbo D	51	12/95→02/99		+ ABS		03.0137-9701.2 669701	
Seilzug, Feststellbremse							
1.3	44	01/95→02/99	←	⏏; 02/95→ 04/98; + Lieferwagen; Scheiben/Trommel	1	24.3727-0661.2 580661	L= 281
1.4	55	01/95→02/99					
1.6 i 16V	66	01/95→02/99	←	⏏; 05/98→; + Lieferwagen; Scheiben/Trommel	1	24.3727-0661.2 580661	L= 281
1.8 16V	85	01/95→02/99					
1.8 TD	66	01/95→02/99	←	⏏; 02/95→; Scheiben/Trommel	1	24.3727-0661.2 580661	L= 281
			➔	⏏; 02/95→; für Linkslenker; Scheiben/Trommel	1	24.3727-0657.2 580657	L= 1.670 L2= 1.705
1.8 D	44	01/95→12/96	←	⏏; → 01/95; Scheiben/Trommel	1	24.3727-0628.2 580628	L= 151
			←	⏏; 02/95→; + Lieferwagen; Scheiben/Trommel	1	24.3727-0661.2 580661	L= 281
			←	⏏; 02/95→; Scheiben/Trommel	1	24.3727-0661.2 580661	L= 281
↓							








	kw			 	! #		
FORD - ESCORT VI Stufenheck (GAL, AFL) 01/95→08/02							
 Seilzug, Feststellbremse							
1.8 D	44	01/95→12/96	➡	⬇️; → 01/95; Scheiben/Trommel	1	24.3727-0627.2 580627	L= 3.273
			➡	⬇️; 02/95→; für Linkslenker; Scheiben/Trommel	1	24.3727-0657.2 580657	L= 1.670 L2= 1.705
1.8 Turbo D	51	12/95→02/99	⬅️	⬆️; Scheiben/Trommel	1	24.3727-0661.2 580661	L= 281
			⬅️	⬆️; 05/98→; + Lieferwagen; Scheiben/Trommel	1	24.3727-0661.2 580661	L= 281
			⬅️	⬆️; → 04/98; + Lieferwagen; Scheiben/Trommel	1	24.3727-0661.2 580661	L= 281
			➡	⬇️; für Linkslenker; Scheiben/Trommel	1	24.3727-0657.2 580657	L= 1.670 L2= 1.705
FORD - ESCORT VI Turnier (GAL, ANL) 01/95→10/02							
 Radbremszylinder							
1.3 1.4	44 55	01/95→01/99 01/95→02/99	➡	02/95→; - ABS; → 07/95		24.3219-1107.3 020338	TRW Ø 19,05 GG
			➡	02/95→; + ABS		24.3222-1117.3 020272	Ø 22,2 GG
			➡	08/95→; - ABS		24.3222-1117.3 020272	Ø 22,2 GG
1.6 16V 1.8 16V	66 85	01/95→02/99 01/95→02/99	➡	02/95→ 07/95; - ABS		24.3220-1112.3 020223	Ø 20,64 GG
			➡	08/95→		24.3220-1112.3 020223	Ø 20,64 GG
			➡	02/95→ 07/95; + ABS		24.3222-1117.3 020272	Ø 22,2 GG
1.8 D 1.8 TD	44 66	01/95→02/99 01/95→02/99	➡	02/95→; - ABS; → 07/95		24.3219-1107.3 020338	TRW Ø 19,05 GG
			➡	08/95→		24.3220-1112.3 020223	Ø 20,64 GG
			➡	02/95→ 07/95; + ABS		24.3222-1117.3 020272	Ø 22,2 GG
1.8 Turbo D	51	12/95→02/99	➡			24.3220-1112.3 020223	Ø 20,64 GG
Zubehörsatz, Bremsbacken							
1.3 1.4	44 55	01/95→01/99 01/95→02/99		02/95→; + ABS; Br.trommeldurchm.innen [Zoll]: 8; → 07.1995		03.0137-9251.2 669251	
			➡	02/95→; + ABS; Br.trommeldurchm.innen [Zoll]: 8; 08.1995→		03.0137-9177.2 669177	
			➡	02/95→ 07/95; - ABS; Br.trommeldurchm.innen [Zoll]: 7		03.0137-9217.2 669217	TRW
			➡	08/95→; - ABS; Br.trommeldurchm.innen [Zoll]: 7		03.0137-9217.2 669217	TRW
1.6 16V	66	01/95→02/99		02/95→; + ABS; Br.trommeldurchm.innen [Zoll]: 8; → 07.1995		03.0137-9251.2 669251	
			➡	02/95→; + ABS; Br.trommeldurchm.innen [Zoll]: 8; 08.1995→		03.0137-9177.2 669177	
			➡	02/95→; - ABS; Br.trommeldurchm.innen [Zoll]: 7		03.0137-9217.2 669217	TRW
1.8 16V	85	01/95→02/99	➡	02/95→; Br.trommeldurchm.innen [Zoll]: 8; 08.1995→		03.0137-9177.2 669177	
			➡	02/95→; Br.trommeldurchm.innen [Zoll]: 8; → 07.1995		03.0137-9251.2 669251	
1.8 D 1.8 TD	44 66	01/95→02/99 01/95→02/99	➡	02/95→; Br.trommeldurchm.innen [Zoll]: 8; 08.1995→		03.0137-9177.2 669177	
			➡	02/95→; - ABS; Br.trommeldurchm.innen [Zoll]: 7		03.0137-9217.2 669217	TRW
			➡	02/95→; Br.trommeldurchm.innen [Zoll]: 8; → 07.1995		03.0137-9251.2 669251	
1.8 Turbo D	51	12/95→02/99	➡	Br.trommeldurchm.innen [Zoll]: 8; 08.1995→		03.0137-9177.2 669177	
			➡	- ABS; Br.trommeldurchm.innen [Zoll]: 7		03.0137-9217.2 669217	TRW
			➡	Br.trommeldurchm.innen [Zoll]: 8; → 07.1995		03.0137-9251.2 669251	
 Bremstrommel							
1.3 1.4 1.6 16V 1.8 D 1.8 TD	44 55 66 44 66	01/95→01/99 01/95→02/99 01/95→02/99 01/95→02/99 01/95→02/99	➡	02/95→; - ABS; Br.trommeldurchm.innen [Zoll]: 7		24.0218-0024.2 480079	Ø 180,0 x 44 / 181,3 - RLG / - ABS Ring / mit Radbe- festigungsbolzen
						24.0218-0724.2 480206	Ø 180,0 x 44 / 181,3 + RLG / - ABS Ring / mit Radbe- festigungsbolzen
↓							














	kw			 	! #		
FORD - ESCORT VI Turnier (GAL, ANL) 01/95→10/02							
Bremstrommel							
1.3 1.4 1.6 16V 1.8 D 1.8 TD	44 55 66 44 66	01/95→01/99 01/95→02/99 01/95→02/99 01/95→02/99 01/95→02/99	➔ ➔ ➔ ➔	02/95→ 07/95; + ABS; Br.trommeldurchm.innen [Zoll]: 8 08/95→; + ABS; Br.trommeldurchm.innen [Zoll]: 8		24.0220-3004.2 480023 24.0220-3009.2 480080 24.0220-3709.2 480220	Ø 203,0 x 49 / 204 - RLG / - ABS Ring / mit Radbe- festigungsbolzen Ø 203,0 x 48,5 / 204,3 - RLG / - ABS Ring / mit Radbe- festigungsbolzen Ø 203,0 x 48,5 / 204,3 + RLG / - ABS Ring / mit Radbe- festigungsbolzen
1.8 16V	85	01/95→02/99	➔ ➔	02/95→ 07/95; Br.trommeldurchm.innen [Zoll]: 8 08/95→; Br.trommeldurchm.innen [Zoll]: 8		24.0220-3004.2 480023 24.0220-3009.2 480080 24.0220-3709.2 480220	Ø 203,0 x 49 / 204 - RLG / - ABS Ring / mit Radbe- festigungsbolzen Ø 203,0 x 48,5 / 204,3 - RLG / - ABS Ring / mit Radbe- festigungsbolzen Ø 203,0 x 48,5 / 204,3 + RLG / - ABS Ring / mit Radbe- festigungsbolzen
1.8 Turbo D	51	12/95→02/99	➔ ➔	- ABS; Br.trommeldurchm.innen [Zoll]: 7 + ABS; Br.trommeldurchm.innen [Zoll]: 8		24.0218-0024.2 480079 24.0218-0724.2 480206 24.0220-3009.2 480080 24.0220-3709.2 480220	Ø 180,0 x 44 / 181,3 - RLG / - ABS Ring / mit Radbe- festigungsbolzen Ø 180,0 x 44 / 181,3 + RLG / - ABS Ring / mit Radbe- festigungsbolzen Ø 203,0 x 48,5 / 204,3 - RLG / - ABS Ring / mit Radbe- festigungsbolzen Ø 203,0 x 48,5 / 204,3 + RLG / - ABS Ring / mit Radbe- festigungsbolzen
Bremsbackensatz							
1.3 1.4	44 55	01/95→01/99 01/95→02/99	➔ ➔ ➔ ➔ ➔	02/95→ 07/95; - ABS; Br.trommeldurchm.innen [Zoll]: 7 08/95→; - ABS; Br.trommeldurchm.innen [Zoll]: 7 02/95→; + ABS; Br.trommeldurchm.innen [Zoll]: 8 02/95→; + ABS		03.0137-0237.2 650237 03.0137-0337.2 650337 03.0137-0338.2 650338 03.0137-0346.2 650346 03.0520-6422.3 696422	Ø 180 x 32 + HEB TRW Ø 180 x 32 + HEB Ø 203 x 38 Ø 203 x 38 + HEB TRW Ø 203 x 38 Ø 22,2 + RZ / + Zub TopKit
1.6 16V	66	01/95→02/99	➔ ➔ ➔	02/95→; - ABS; Br.trommeldurchm.innen [Zoll]: 7 02/95→; + ABS; Br.trommeldurchm.innen [Zoll]: 8 02/95→ 07/95; + ABS		03.0137-0337.2 650337 03.0137-0338.2 650338 03.0137-0346.2 650346 03.0520-6422.3 696422	TRW Ø 180 x 32 + HEB Ø 203 x 38 Ø 203 x 38 + HEB TRW Ø 203 x 38 Ø 22,2 + RZ / + Zub TopKit
1.8 16V	85	01/95→02/99	➔ ➔ ➔	02/95→; - ABS; Br.trommeldurchm.innen [Zoll]: 8 02/95→; + ABS; Br.trommeldurchm.innen [Zoll]: 8 02/95→ 07/95; + ABS		03.0137-0338.2 650338 03.0137-0346.2 650346 03.0520-6422.3 696422	Ø 203 x 38 Ø 203 x 38 + HEB TRW Ø 203 x 38 Ø 22,2 + RZ / + Zub TopKit
1.8 D 1.8 TD	44 66	01/95→02/99 01/95→02/99	➔ ➔ ➔ ➔ ➔ ➔	02/95→; - ABS; Br.trommeldurchm.innen [Zoll]: 7 02/95→; - ABS; Br.trommeldurchm.innen [Zoll]: 8 02/95→; + ABS; Br.trommeldurchm.innen [Zoll]: 8 02/95→ 07/95; - ABS 02/95→; + ABS		03.0137-0337.2 650337 03.0137-0338.2 650338 03.0137-0346.2 650346 03.0520-5519.3 695519 03.0520-6422.3 696422	TRW Ø 180 x 32 + HEB Ø 203 x 38 Ø 203 x 38 + HEB TRW Ø 180 x 32 Ø 19,05 + RZ / + Zub TopKit TRW Ø 203 x 38 Ø 22,2 + RZ / + Zub TopKit
1.8 Turbo D	51	12/95→02/99	➔ ➔ ➔ ➔	- ABS; Br.trommeldurchm.innen [Zoll]: 7 - ABS; Br.trommeldurchm.innen [Zoll]: 8 + ABS; Br.trommeldurchm.innen [Zoll]: 8 + ABS		03.0137-0337.2 650337 03.0137-0338.2 650338 03.0137-0346.2 650346 03.0520-6422.3 696422	TRW Ø 180 x 32 + HEB Ø 203 x 38 Ø 203 x 38 + HEB TRW Ø 203 x 38 Ø 22,2 + RZ / + Zub TopKit
Zubehörsatz, Feststellbremsbacken							
1.6 16V 1.8 16V 1.8 D ↓	66 85 44	01/95→02/99 01/95→02/99 01/95→02/99		02/95→; + ABS		03.0137-9701.2 669701	













	kW					! #		
FORD - ESCORT VI Turnier (GAL, ANL) 01/95→10/02								
Zubehörsatz, Feststellbremsbacken								
1.8 TD	66	01/95→02/99			02/95→; + ABS		03.0137-9701.2 669701	
1.8 Turbo D	51	12/95→02/99			+ ABS		03.0137-9701.2 669701	
 Seilzug, Feststellbremse								
1.3	44	01/95→01/99	←	↑	02/95→ 04/98; + Lieferwagen; Scheiben/Trommel	1	24.3727-0661.2 580661	L= 281
1.4	55	01/95→02/99						
1.6 16V	66	01/95→02/99	←	↑	05/98→; + Lieferwagen; Scheiben/Trommel	1	24.3727-0661.2 580661	L= 281
1.8 16V	85	01/95→02/99						
1.8 D	44	01/95→02/99						
1.8 TD	66	01/95→02/99	←	↑	02/95→; Scheiben/Trommel	1	24.3727-0661.2 580661	L= 281
			→	↓	02/95→; für Linkslenker; Scheiben/Trommel	1	24.3727-0657.2 580657	L= 1.670 L2= 1.705
1.8 Turbo D	51	12/95→02/99	←	↑	Scheiben/Trommel	1	24.3727-0661.2 580661	L= 281
			←	↑	→ 04/98; + Lieferwagen; Scheiben/Trommel	1	24.3727-0661.2 580661	L= 281
			←	↑	05/98→; + Lieferwagen; Scheiben/Trommel	1	24.3727-0661.2 580661	L= 281
			→	↓	für Linkslenker; Scheiben/Trommel	1	24.3727-0657.2 580657	L= 1.670 L2= 1.705
FORD - ESCORT CLASSIC (AAL, ABL) 10/98→07/00								
 Radbremszylinder								
1.6 16V	66	10/98→07/00	→				24.3222-1117.3 020272	Ø 22,2 GG
1.8 TD	66	10/98→07/00	→				24.3220-1112.3 020223	Ø 20,64 GG
Zubehörsatz, Bremsbacken								
1.6 16V	66	10/98→07/00			+ ABS; Br.trommeldurchm.innen [Zoll]: 8; → 07.1995		03.0137-9251.2 669251	
			→		+ ABS; Br.trommeldurchm.innen [Zoll]: 8; 08.1995→		03.0137-9177.2 669177	
			→		- ABS; Br.trommeldurchm.innen [Zoll]: 7		03.0137-9217.2 669217	TRW
1.8 TD	66	10/98→07/00	→		Br.trommeldurchm.innen [Zoll]: 8; 08.1995→		03.0137-9177.2 669177	
			→		- ABS; Br.trommeldurchm.innen [Zoll]: 7		03.0137-9217.2 669217	TRW
			→		Br.trommeldurchm.innen [Zoll]: 8; → 07.1995		03.0137-9251.2 669251	
 Bremstrommel								
1.6 16V	66	10/98→07/00	→		- ABS; Br.trommeldurchm.innen [Zoll]: 7		24.0218-0024.2 480079	Ø 180,0 x 44 / 181,3 - RLG / - ABS Ring / mit Radbefestigungsbolzen
1.8 TD	66	10/98→07/00					24.0218-0724.2 480206	Ø 180,0 x 44 / 181,3 + RLG / - ABS Ring / mit Radbefestigungsbolzen
			→		+ ABS; Br.trommeldurchm.innen [Zoll]: 8		24.0220-3009.2 480080	Ø 203,0 x 48,5 / 204,3 - RLG / - ABS Ring / mit Radbefestigungsbolzen
							24.0220-3709.2 480220	Ø 203,0 x 48,5 / 204,3 + RLG / - ABS Ring / mit Radbefestigungsbolzen
 Bremsbackensatz								
1.6 16V	66	10/98→07/00	→		- ABS; Br.trommeldurchm.innen [Zoll]: 7		03.0137-0337.2 650337	TRW Ø 180 x 32 + HEB
			→		+ ABS; Br.trommeldurchm.innen [Zoll]: 8		03.0137-0338.2 650338	Ø 203 x 38
			→				03.0137-0346.2 650346	Ø 203 x 38 + HEB
			→				03.0520-6422.3 696422	TRW Ø 203 x 38 Ø 22,2 + RZ / + Zub TopKit
1.8 TD	66	10/98→07/00	→		- ABS; Br.trommeldurchm.innen [Zoll]: 7		03.0137-0337.2 650337	TRW Ø 180 x 32 + HEB
			→		- ABS; Br.trommeldurchm.innen [Zoll]: 8		03.0137-0338.2 650338	Ø 203 x 38
			→		+ ABS; Br.trommeldurchm.innen [Zoll]: 8		03.0137-0346.2 650346	Ø 203 x 38 + HEB
			→		+ ABS		03.0520-6422.3 696422	TRW Ø 203 x 38 Ø 22,2 + RZ / + Zub TopKit
Zubehörsatz, Feststellbremsbacken								
1.6 16V	66	10/98→07/00			+ ABS		03.0137-9701.2 669701	
1.8 TD	66	10/98→07/00						
 Seilzug, Feststellbremse								
1.6 16V	66	10/98→07/00	←	↑	Scheiben/Trommel	1	24.3727-0661.2 580661	L= 281
1.8 TD	66	10/98→07/00						














	kw					! #		
FORD - ESCORT CLASSIC (AAL, ABL) 10/98→07/00								
 Seilzug, Feststellbremse								
1.6 16V 1.8 TD	66 66	10/98→07/00 10/98→07/00	←	↑; → 02/99; + Lieferwagen; Scheiben/Trommel	1	24.3727-0661.2	580661	L= 281
			→	↓; für Linkslenker; Scheiben/Trommel	1	24.3727-0657.2	580657	L= 1.670 L2= 1.705
FORD - ESCORT CLASSIC Turnier (ANL) 02/99→07/00								
 Radbremszylinder								
1.6 16V 1.8 TD	66 66	02/99→07/00 02/99→07/00	→			24.3220-1112.3	020223	Ø 20,64 GG
Zubehörsatz, Bremsbacken								
1.6 16V	66	02/99→07/00		+ ABS; Br.trommeldurchm.innen [Zoll]: 8; → 07.1995		03.0137-9251.2	669251	
			→	+ ABS; Br.trommeldurchm.innen [Zoll]: 8; 08.1995→		03.0137-9177.2	669177	
			→	- ABS; Br.trommeldurchm.innen [Zoll]: 7		03.0137-9217.2	669217	TRW
1.8 TD	66	02/99→07/00	→	Br.trommeldurchm.innen [Zoll]: 8; 08.1995→		03.0137-9177.2	669177	
			→	- ABS; Br.trommeldurchm.innen [Zoll]: 7		03.0137-9217.2	669217	TRW
			→	Br.trommeldurchm.innen [Zoll]: 8; → 07.1995		03.0137-9251.2	669251	
 Bremstrommel								
1.6 16V 1.8 TD	66 66	02/99→07/00 02/99→07/00	→	- ABS; Br.trommeldurchm.innen [Zoll]: 7		24.0218-0024.2	480079	Ø 180,0 x 44 / 181,3 - RLG / - ABS Ring / mit Radbe- festigungsbolzen
						24.0218-0724.2	480206	Ø 180,0 x 44 / 181,3 + RLG / - ABS Ring / mit Radbe- festigungsbolzen
			→	+ ABS; Br.trommeldurchm.innen [Zoll]: 8		24.0220-3009.2	480080	Ø 203,0 x 48,5 / 204,3 - RLG / - ABS Ring / mit Radbe- festigungsbolzen
						24.0220-3709.2	480220	Ø 203,0 x 48,5 / 204,3 + RLG / - ABS Ring / mit Radbe- festigungsbolzen
 Bremsbackensatz								
1.6 16V	66	02/99→07/00	→	- ABS; Br.trommeldurchm.innen [Zoll]: 7		03.0137-0337.2	650337	TRW Ø 180 x 32 + HEB
			→	+ ABS; Br.trommeldurchm.innen [Zoll]: 8		03.0137-0338.2	650338	Ø 203 x 38
						03.0137-0346.2	650346	Ø 203 x 38 + HEB
1.8 TD	66	02/99→07/00	→	- ABS; Br.trommeldurchm.innen [Zoll]: 7		03.0137-0337.2	650337	TRW Ø 180 x 32 + HEB
			→	- ABS; Br.trommeldurchm.innen [Zoll]: 8		03.0137-0338.2	650338	Ø 203 x 38
			→	+ ABS; Br.trommeldurchm.innen [Zoll]: 8		03.0137-0346.2	650346	Ø 203 x 38 + HEB
			→	+ ABS		03.0520-6422.3	696422	TRW Ø 203 x 38 Ø 22,2 + RZ / + Zub TopKit
Zubehörsatz, Feststellbremsbacken								
1.6 16V 1.8 TD	66 66	02/99→07/00 02/99→07/00		+ ABS		03.0137-9701.2	669701	
 Seilzug, Feststellbremse								
1.6 16V 1.8 TD	66 66	02/99→07/00 02/99→07/00	←	↑; Scheiben/Trommel	1	24.3727-0661.2	580661	L= 281
			←	↑; → 02/99; + Lieferwagen; Scheiben/Trommel	1	24.3727-0661.2	580661	L= 281
			→	↓; für Linkslenker; Scheiben/Trommel	1	24.3727-0657.2	580657	L= 1.670 L2= 1.705
FORD - FIESTA III (GFJ) 01/89→01/97								
 Radbremszylinder								
1.3 Cat	44	05/91→01/97	→	→ 12/93; - SCS		24.3217-1601.3	020180	Ø 17,46 GG
			→	01/94→ 11/96; - SCS		24.3219-1717.3	020415	Ø 19,05 GG
			→	→ 11/96		24.3222-1111.3	020266	Ø 22,2 GG
Zubehörsatz, Bremsbacken								
1.3 Cat	44	05/91→01/97	→	→ 11/96; + SCS		03.0137-9120.2	669120	
			→	→ 11/96; - SCS		03.0137-9121.2	669121	
↓								














	kw			 	! #		
FORD - FIESTA III (GFJ) 01/89→01/97							
 Bremstrommel							
1.3 Cat	44	05/91→01/97	➡	→ 11/96; - SCS		24.0218-0024.2 480079	Ø 180,0 x 44 / 181,3 - RLG / - ABS Ring / mit Radbefestigungsbolzen
						24.0218-0724.2 480206	Ø 180,0 x 44 / 181,3 + RLG / - ABS Ring / mit Radbefestigungsbolzen
 Bremsbackensatz							
1.3 Cat	44	05/91→01/97	➡	→ 11/96; - SCS		03.0137-0235.2 650235	Ø 180 x 32
			➡	→ 11/96; + SCS		03.0137-0236.2 650236	Ø 203 x 39
						03.0420-2922.3 682922	BDX Ø 203 x 39 Ø 22,2 + RZ / + Zub Kit
			➡	→ 12/93; - SCS		03.0520-1417.3 691417	BDX Ø 180 x 32 Ø 17,46 + RZ / + Zub TopKit
			➡	01/94→ 11/96; - SCS		03.0520-4419.3 694419	Ø 180 x 32 Ø 19,05 + RZ / + Zub TopKit
 Seilzug, Feststellbremse							
1.3 Cat	44	05/91→01/97	⬅	⬆; → 11/96; Trommelbremse	1	24.3727-0628.2 580628	L= 151
			➡	⬇; → 07/91; Trommelbremse	1	24.3727-0623.2 580623	L= 3.268
			➡	⬇; 08/91→ 01/94	1	24.3727-0626.2 580626	L= 3.242
			➡	⬇; 02/94→ 11/96	1	24.3727-0662.2 580662	L= 3.255
FORD - FIESTA IV (JA_, JB_) 08/95→09/02							
 Radbremszylinder							
1.25 i 16V	55	08/95→01/02	➡	01/96→ 01/00; Schaltgetriebe		24.3217-1715.3 020463	TRW Ø 17,78 GG
			➡	01/96→; Vollautomatik		24.3219-1107.3 020338	TRW Ø 19,05 GG
			➡	02/00→; Schaltgetriebe		24.3219-1735.3 020464	Ø 19,05 ALU
1.3 i	37	08/95→01/02	➡	01/96→ 01/00		24.3217-1715.3 020463	TRW Ø 17,78 GG
1.3 i	44	08/95→01/02	➡	02/00→		24.3219-1735.3 020464	Ø 19,05 ALU
1.8 D	44	08/95→04/00	➡				
1.4 i 16V	66	04/96→01/02	➡			24.3219-1107.3 020338	TRW Ø 19,05 GG
1.6 16V Sport	76	02/00→01/02	➡				
1.8 DI	55	04/00→01/02	➡			24.3219-1735.3 020464	Ø 19,05 ALU
Zubehörsatz, Bremsbacken							
1.25 i 16V	55	08/95→01/02	➡	02/00→; - ABS		03.0137-9179.2 669179	AP
1.3 i	37	08/95→01/02	➡	01/96→ 01/00		03.0137-9217.2 669217	TRW
1.3 i	44	08/95→01/02	➡				
1.8 D	44	08/95→04/00	➡	02/00→; + ABS		03.0137-9259.2 669259	
1.4 i 16V	66	04/96→01/02	➡	02/00→; - ABS		03.0137-9179.2 669179	AP
			➡	→ 01/00		03.0137-9217.2 669217	TRW
			➡	02/00→; + ABS		03.0137-9259.2 669259	
1.6 16V Sport	76	02/00→01/02	➡	- ABS		03.0137-9179.2 669179	AP
1.8 DI	55	04/00→01/02	➡	+ ABS		03.0137-9259.2 669259	
 Bremstrommel							
1.25 i 16V	55	08/95→01/02	➡	02/00→; - ABS		24.0218-0024.2 480079	Ø 180,0 x 44 / 181,3 - RLG / - ABS Ring / mit Radbefestigungsbolzen
1.3 i	37	08/95→01/02					
1.3 i	44	08/95→01/02					
1.8 D	44	08/95→04/00				24.0218-0724.2 480206	Ø 180,0 x 44 / 181,3 + RLG / - ABS Ring / mit Radbefestigungsbolzen
			➡	01/96→ 01/00; + ABS		24.0218-0024.2 480079	Ø 180,0 x 44 / 181,3 - RLG / - ABS Ring / mit Radbefestigungsbolzen
						24.0218-0724.2 480206	Ø 180,0 x 44 / 181,3 + RLG / - ABS Ring / mit Radbefestigungsbolzen
			➡	02/00→; + ABS		24.0220-3009.2 480080	Ø 203,0 x 48,5 / 204,3 - RLG / - ABS Ring / mit Radbefestigungsbolzen
						24.0220-3709.2 480220	Ø 203,0 x 48,5 / 204,3 + RLG / - ABS Ring / mit Radbefestigungsbolzen
↓							














	kw			 	! #		
FORD - FIESTA IV (JA_, JB_) 08/95→09/02							
Bremstrommel							
1.4 i 16V	66	04/96→01/02	➡	02/00→; - ABS	24.0218-0024.2	480079	Ø 180,0 x 44 / 181,3 - RLG / - ABS Ring / mit Radbefestigungsbolzen
					24.0218-0724.2	480206	Ø 180,0 x 44 / 181,3 + RLG / - ABS Ring / mit Radbefestigungsbolzen
			➡	→ 01/00; + ABS	24.0218-0024.2	480079	Ø 180,0 x 44 / 181,3 - RLG / - ABS Ring / mit Radbefestigungsbolzen
					24.0218-0724.2	480206	Ø 180,0 x 44 / 181,3 + RLG / - ABS Ring / mit Radbefestigungsbolzen
			➡	02/00→; + ABS	24.0220-3009.2	480080	Ø 203,0 x 48,5 / 204,3 - RLG / - ABS Ring / mit Radbefestigungsbolzen
					24.0220-3709.2	480220	Ø 203,0 x 48,5 / 204,3 + RLG / - ABS Ring / mit Radbefestigungsbolzen
1.6 16V Sport 1.8 DI	76 55	02/00→01/02 04/00→01/02	➡	- ABS	24.0218-0024.2	480079	Ø 180,0 x 44 / 181,3 - RLG / - ABS Ring / mit Radbefestigungsbolzen
					24.0218-0724.2	480206	Ø 180,0 x 44 / 181,3 + RLG / - ABS Ring / mit Radbefestigungsbolzen
			➡	+ ABS	24.0220-3009.2	480080	Ø 203,0 x 48,5 / 204,3 - RLG / - ABS Ring / mit Radbefestigungsbolzen
					24.0220-3709.2	480220	Ø 203,0 x 48,5 / 204,3 + RLG / - ABS Ring / mit Radbefestigungsbolzen
Bremsbackensatz							
1.25 i 16V	55	08/95→01/02	➡	01/96→ 01/00	03.0137-0337.2	650337	TRW Ø 180 x 32 + HEB
			➡	02/00→; + ABS	03.0137-0394.2	650394	Ø 203 x 38 + HEB
			➡	02/00→; - ABS	03.0137-0412.2	650412	AP Ø 180 x 32 + HEB
			➡	01/96→ 01/00; Schaltgetriebe	03.0520-3617.3	693617	TRW Ø 180 x 32 Ø 17,78 + RZ / + Zub TopKit
			➡	01/96→; Vollautomatik	03.0520-5519.3	695519	TRW Ø 180 x 32 Ø 19,05 + RZ / + Zub TopKit
			➡	02/00→; Schaltgetriebe; - ABS	03.0520-6219.3	696219	AP Ø 180 x 32 Ø 19,05 + RZ / + Zub TopKit
			➡	02/00→; Schaltgetriebe; + ABS	03.0520-6319.3	696319	AP Ø 203 x 38 Ø 19,05 + RZ / + Zub TopKit
1.3 i 1.3 i 1.8 D	37 44 44	08/95→01/02 08/95→01/02 08/95→04/00	➡	01/96→ 01/00	03.0137-0337.2	650337	TRW Ø 180 x 32 + HEB
					03.0520-3617.3	693617	TRW Ø 180 x 32 Ø 17,78 + RZ / + Zub TopKit
			➡	02/00→; + ABS	03.0137-0394.2	650394	Ø 203 x 38 + HEB
					03.0520-6319.3	696319	AP Ø 203 x 38 Ø 19,05 + RZ / + Zub TopKit
		➡	02/00→; - ABS	03.0137-0412.2	650412	AP Ø 180 x 32 + HEB	
				03.0520-6219.3	696219	AP Ø 180 x 32 Ø 19,05 + RZ / + Zub TopKit	
1.4 i 16V	66	04/96→01/02	➡	→ 01/00	03.0137-0337.2	650337	TRW Ø 180 x 32 + HEB
			➡	02/00→; + ABS	03.0137-0394.2	650394	Ø 203 x 38 + HEB
			➡	02/00→; - ABS	03.0137-0412.2	650412	AP Ø 180 x 32 + HEB
			➡		03.0520-5519.3	695519	TRW Ø 180 x 32 Ø 19,05 + RZ / + Zub TopKit
1.6 16V Sport	76	02/00→01/02	➡	+ ABS	03.0137-0394.2	650394	Ø 203 x 38 + HEB
			➡	- ABS	03.0137-0412.2	650412	AP Ø 180 x 32 + HEB
			➡		03.0520-5519.3	695519	TRW Ø 180 x 32 Ø 19,05 + RZ / + Zub TopKit
1.8 DI	55	04/00→01/02	➡	+ ABS	03.0137-0394.2	650394	Ø 203 x 38 + HEB
					03.0520-6319.3	696319	AP Ø 203 x 38 Ø 19,05 + RZ / + Zub TopKit
			➡	- ABS	03.0137-0412.2	650412	AP Ø 180 x 32 + HEB
				03.0520-6219.3	696219	AP Ø 180 x 32 Ø 19,05 + RZ / + Zub TopKit	
↓							















	kw				! #		
FORD - FIESTA IV (JA_, JB_) 08/95→09/02							
 Seilzug, Feststellbremse							
1.25 i 16V	55	08/95→01/02	←	↑; 01/96→; Trommelbremse	1	24.3727-1800.2 581800	L= 312
1.3 i	37	08/95→01/02	→	↓; 01/96→; Trommelbremse	1	24.3727-0660.2 580660	L= 1.575 L2= 1.627
1.3 i	44	08/95→01/02					
1.8 D	44	08/95→04/00					
1.4 i 16V	66	04/96→01/02	←	↑; Trommelbremse	1	24.3727-1800.2 581800	L= 312
1.6 16V Sport	76	02/00→01/02	→	↓; Trommelbremse	1	24.3727-0660.2 580660	L= 1.575 L2= 1.627
1.8 DI	55	04/00→01/02					
FORD - FIESTA V (JH_, JD_) 11/01→03/10							
 Radbremsszylinder							
1.25 16V	51	03/03→06/08	→			24.3219-1735.3 020464	Ø 19,05 ALU
1.25 16V	55	05/02→06/08	→			24.3219-1735.3 020464	Ø 19,05 ALU
1.6 TDCi	66	11/04→06/08					
1.3	44	11/01→06/08					
1.3	51	11/01→06/08	→	04/02→		24.3219-1735.3 020464	Ø 19,05 ALU
1.4 16V	59	11/01→06/08	→			24.3219-1735.3 020464	Ø 19,05 ALU
1.4 TDCi	50	11/01→06/08					
1.6 16V	74	11/01→06/08					
1.6 16V	74	11/01→06/08					
Zubehörsatz, Bremsbacken							
1.25 16V	51	03/03→06/08	→			03.0137-9259.2 669259	
1.25 16V	55	05/02→06/08	→			03.0137-9259.2 669259	
1.6 TDCi	66	11/04→06/08					
1.3	44	11/01→06/08					
1.3	51	11/01→06/08	→	04/02→		03.0137-9259.2 669259	
1.4 16V	59	11/01→06/08	→			03.0137-9259.2 669259	
1.4 TDCi	50	11/01→06/08					
1.6 16V	74	11/01→06/08					
1.6 16V	74	11/01→06/08					
 Bremstrommel							
1.25 16V	51	03/03→06/08	→			24.0220-3026.2 480175	Ø 203,0 x 44,5 / 204,3 - RLG / - ABS Ring
1.25 16V	55	05/02→06/08	→			24.0220-3726.2 480216	Ø 203,0 x 44,5 / 204,3 + RLG / - ABS Ring
1.6 TDCi	66	11/04→06/08					
1.3	44	11/01→06/08					
1.3	51	11/01→06/08	→	04/02→		24.0220-3026.2 480175	Ø 203,0 x 44,5 / 204,3 - RLG / - ABS Ring
1.4 16V	59	11/01→06/08	→			24.0220-3726.2 480216	Ø 203,0 x 44,5 / 204,3 + RLG / - ABS Ring
1.4 TDCi	50	11/01→06/08					
1.6 16V	74	11/01→06/08					
1.6 16V	74	11/01→06/08					
 Bremsbackensatz							
1.25 16V	51	03/03→06/08	→			03.0137-0394.2 650394	Ø 203 x 38 + HEB
1.25 16V	55	05/02→06/08	→			03.0520-6319.3 696319	AP Ø 203 x 38 Ø 19,05 + RZ / + Zub TopKit
1.6 TDCi	66	11/04→06/08					
1.3	44	11/01→06/08					
1.3	51	11/01→06/08	→	04/02→		03.0137-0394.2 650394	Ø 203 x 38 + HEB
1.4 16V	59	11/01→06/08	→			03.0520-6319.3 696319	AP Ø 203 x 38 Ø 19,05 + RZ / + Zub TopKit
1.4 TDCi	50	11/01→06/08					
1.6 16V	74	11/01→06/08					
1.6 16V	74	11/01→06/08					
 Seilzug, Feststellbremse							
1.25 16V	51	03/03→06/08	←	↑; Trommelbremse	1	24.3727-0658.2 580658	L= 306
1.25 16V	55	05/02→06/08	→	↓; Trommelbremse	1	24.3727-0653.2 580653	L= 1.305 L2= 1.445
1.6 TDCi	66	11/04→06/08					
1.3	44	11/01→06/08					
1.3	51	11/01→06/08	←	↑; 04/02→; Trommelbremse	1	24.3727-0658.2 580658	L= 306
1.4 16V	59	11/01→06/08	→	↓; 04/02→; Trommelbremse	1	24.3727-0653.2 580653	L= 1.305 L2= 1.445
1.4 TDCi	50	11/01→06/08					
1.6 16V	74	11/01→06/08					
1.6 16V	74	11/01→06/08					
FORD - FIESTA V Van 05/02→12/10							
 Radbremsszylinder							
1.3	51	10/03→07/05	→			24.3219-1735.3 020464	Ø 19,05 ALU
1.4 TDCi	50	10/03→12/10	→	→ 08/08		24.3219-1735.3 020464	Ø 19,05 ALU
1.6 TDCi	66	04/07→09/09					
Zubehörsatz, Bremsbacken							
1.3	51	10/03→07/05	→			03.0137-9259.2 669259	
1.4 TDCi	50	10/03→12/10	→	→ 08/08		03.0137-9259.2 669259	
1.6 TDCi	66	04/07→09/09					
 Bremstrommel							
1.3	51	10/03→07/05	→			24.0220-3026.2 480175	Ø 203,0 x 44,5 / 204,3 - RLG / - ABS Ring
↓							








	kw			 	! #		
FORD - FIESTA V Van 05/02→12/10							
 Bremstrommel							
1.3	51	10/03→07/05	➔			24.0220-3726.2 480216	Ø 203,0 x 44,5 / 204,3 + RLG / - ABS Ring
1.4 TDCi 1.6 TDCi	50 66	10/03→12/10 04/07→09/09	➔	→ 08/08		24.0220-3026.2 480175 24.0220-3726.2 480216	Ø 203,0 x 44,5 / 204,3 - RLG / - ABS Ring Ø 203,0 x 44,5 / 204,3 + RLG / - ABS Ring
 Bremsbackensatz							
1.3	51	10/03→07/05	➔			03.0137-0394.2 650394 03.0520-6319.3 696319	Ø 203 x 38 + HEB AP Ø 203 x 38 Ø 19,05 + RZ / + Zub TopKit
1.4 TDCi 1.6 TDCi	50 66	10/03→12/10 04/07→09/09	➔	→ 08/08		03.0137-0394.2 650394 03.0520-6319.3 696319	Ø 203 x 38 + HEB AP Ø 203 x 38 Ø 19,05 + RZ / + Zub TopKit
 Seilzug, Feststellbremse							
1.3	51	10/03→07/05	➔	⬆; Trommelbremse	1	24.3727-0658.2 580658	L= 306
			➔	⬇; Trommelbremse	1	24.3727-0653.2 580653	L= 1.305 L2= 1.445
1.4 TDCi 1.6 TDCi	50 66	10/03→12/10 04/07→09/09	➔	⬆; → 08/08; Trommelbremse	1	24.3727-0658.2 580658	L= 306
			➔	⬇; → 08/08; Trommelbremse	1	24.3727-0653.2 580653	L= 1.305 L2= 1.445
FORD - FIESTA VI (CB1, CCN) 06/08→							
 Radbremszylinder							
1.0 1.0 1.0 EcoBoost 1.0 Sport 1.4 TDCi 1.4 TDCi 1.5 TDCi 1.6 TDCi 1.6 Ti	48 59 74 103 50 51 70 70 99	01/13→ 10/12→ 01/13→ 05/14→ 01/09→ 07/10→ 05/15→ 02/10→ 12/10→	➔			24.3219-1760.3 020529	Ø 19,05 ALU
1.0 EcoBoost 1.5 TDCi 1.6 Ti	92 55 77	09/12→ 09/12→ 09/12→	➔	10/12→		24.3219-1760.3 020529	Ø 19,05 ALU
1.25 1.25 1.4 1.6 TDCi 1.6 TDCi 1.6 Ti	44 60 71 55 66 88	06/08→ 06/08→ 06/08→ 06/08→ 06/08→ 06/08→	➔	09/08→		24.3219-1760.3 020529	Ø 19,05 ALU
1.4 LPG 1.4 LPG	68 71	01/09→ 01/09→	➔	06/09→		24.3219-1760.3 020529	Ø 19,05 ALU
Zubehörsatz, Bremsbacken							
1.0 1.0 1.0 EcoBoost 1.0 Sport 1.4 TDCi 1.4 TDCi 1.5 TDCi 1.6 TDCi 1.6 Ti	48 59 74 103 50 51 70 70 99	01/13→ 10/12→ 01/13→ 05/14→ 01/09→ 07/10→ 05/15→ 02/10→ 12/10→	➔			03.0137-9304.2 669304	
1.0 EcoBoost 1.5 TDCi 1.6 Ti	92 55 77	09/12→ 09/12→ 09/12→	➔	10/12→		03.0137-9304.2 669304	
1.25 1.25 1.4 1.6 TDCi 1.6 TDCi 1.6 Ti	44 60 71 55 66 88	06/08→ 06/08→ 06/08→ 06/08→ 06/08→ 06/08→	➔	09/08→		03.0137-9304.2 669304	
1.4 LPG 1.4 LPG	68 71	01/09→ 01/09→	➔	06/09→		03.0137-9304.2 669304	
 Bremstrommel							
1.25 1.25 1.4 1.6 TDCi 1.6 TDCi 1.6 Ti	44 60 71 55 66 88	06/08→ 06/08→ 06/08→ 06/08→ 06/08→ 06/08→	➔	09/08→		24.0220-0009.1 480317	Ø 200,0 x 40,3 / 201,5
1.4 LPG 1.4 LPG	68 71	01/09→ 01/09→	➔	06/09→		24.0220-0009.1 480317	Ø 200,0 x 40,3 / 201,5
↓							










	kw			 	! #		
FORD - FIESTA VI (CB1, CCN) 06/08→							
 Bremstrommel							
1.4 TDCi	50	01/09→	→			24.0220-0009.1 480317	Ø 200,0 x 40,3 / 201,5
1.4 TDCi	51	07/10→					
1.6 TDCi	70	02/10→					
1.6 Ti	99	12/10→					
 Bremsbackensatz							
1.0	48	01/13→	→			03.0137-0497.2 650497	Ø 200 x 32 + HEB
1.0	59	10/12→					
1.0 EcoBoost	74	01/13→				03.0520-7619.3 697619	Ø 200 x 32 Ø 19,05 + RZ / + Zub TopKit
1.0 Sport	103	05/14→					
1.4 TDCi	50	01/09→					
1.4 TDCi	51	07/10→					
1.5 TDCi	70	05/15→					
1.6 TDCi	70	02/10→					
1.6 Ti	99	12/10→					
1.0 EcoBoost	92	09/12→	→	10/12→		03.0137-0497.2 650497	Ø 200 x 32 + HEB
1.5 TDCi	55	09/12→				03.0520-7619.3 697619	Ø 200 x 32 Ø 19,05 + RZ / + Zub TopKit
1.6 Ti	77	09/12→					
1.25	44	06/08→	→	09/08→		03.0137-0497.2 650497	Ø 200 x 32 + HEB
1.25	60	06/08→					
1.4	71	06/08→				03.0520-7619.3 697619	Ø 200 x 32 Ø 19,05 + RZ / + Zub TopKit
1.6 TDCi	55	06/08→					
1.6 TDCi	66	06/08→					
1.6 Ti	88	06/08→					
1.4 LPG	68	01/09→	→	06/09→		03.0137-0497.2 650497	Ø 200 x 32 + HEB
1.4 LPG	71	01/09→				03.0520-7619.3 697619	Ø 200 x 32 Ø 19,05 + RZ / + Zub TopKit
 Seilzug, Feststellbremse							
1.0	48	01/13→	←	↑; → 05/13	1	24.3727-0679.2 580679	L= 408
1.0	59	10/12→					
1.0 EcoBoost	74	01/13→	←	↑; 06/13→	1	24.3727-0679.2 580679	L= 408
1.0 EcoBoost	92	09/12→	←	↑; 10/12→ 05/13	1	24.3727-0679.2 580679	L= 408
1.5 TDCi	55	09/12→					
1.6 Ti	77	09/12→	←	↑; 06/13→	1	24.3727-0679.2 580679	L= 408
1.0 Sport	103	05/14→	←	↑	1	24.3727-0679.2 580679	L= 408
1.5 TDCi	70	05/15→					
FORD - FIESTA VI Van 08/08→							
 Radbremszylinder							
1.0	59	10/12→	→			24.3219-1760.3 020529	Ø 19,05 ALU
1.25	60	01/09→					
1.4 TDCi	50	01/09→					
1.4 TDCi	51	07/10→					
1.5 TDCi	55	10/12→					
1.5 TDCi	70	05/15→					
1.6 TDCi	66	01/09→					
1.6 TDCi	70	02/10→					
Zubehörsatz, Bremsbacken							
1.0	59	10/12→	→			03.0137-9304.2 669304	
1.25	60	01/09→					
1.4 TDCi	50	01/09→					
1.4 TDCi	51	07/10→					
1.5 TDCi	55	10/12→					
1.5 TDCi	70	05/15→					
1.6 TDCi	66	01/09→					
1.6 TDCi	70	02/10→					
 Bremstrommel							
1.25	60	01/09→	→			24.0220-0009.1 480317	Ø 200,0 x 40,3 / 201,5
1.4 TDCi	50	01/09→					
1.4 TDCi	51	07/10→					
1.6 TDCi	66	01/09→					
1.6 TDCi	70	02/10→					
 Bremsbackensatz							
1.0	59	10/12→	→			03.0137-0497.2 650497	Ø 200 x 32 + HEB
1.25	60	01/09→					
1.4 TDCi	50	01/09→				03.0520-7619.3 697619	Ø 200 x 32 Ø 19,05 + RZ / + Zub TopKit
1.4 TDCi	51	07/10→					
1.5 TDCi	55	10/12→					
1.5 TDCi	70	05/15→					
1.6 TDCi	66	01/09→					
1.6 TDCi	70	02/10→					
↓							










	kw				! #			
FORD - FIESTA VI Van 08/08→								
 Seilzug, Feststellbremse								
1.0 1.5 TDCi	59 55	10/12→ 10/12→	← ←	↑; → 05/13 ↑; 06/13→	1 1	24.3727-0679.2 24.3727-0679.2	580679 580679	L= 408 L= 408
1.5 TDCi	70	05/15→	←	↑	1	24.3727-0679.2	580679	L= 408
FORD - FIESTA VII 05/17→								
Zubehörsatz, Bremsbacken								
1.0 EcoBoost 1.0 EcoBoost 1.0 EcoBoost 1.0 EcoBoost 1.1 1.1 1.5 TDCi 1.5 TDCi	63 74 92 103 52 63 63 88	04/18→ 05/17→ 05/17→ 06/17→ 05/17→ 05/17→ 05/17→ 05/17→	→ 			03.0137-9317.2	669317	
Bremsbackensatz								
1.0 EcoBoost 1.0 EcoBoost 1.0 EcoBoost 1.1 1.1 1.5 TDCi 1.5 TDCi 1.0 EcoBoost	63 74 92 52 63 63 88 103	04/18→ 05/17→ 05/17→ 05/17→ 05/17→ 05/17→ 05/17→ 06/17→	→ → → 			03.0137-0541.2	650541	∅ 203 x 38 + HEB ∅ 203 x 38 + HEB ∅ 203 x 38 + HEB
FORD - FIESTA Kasten (JV_) 05/98→08/03								
 Radbremszylinder								
D 1.8 TD 1.8	44 55	05/98→04/02 03/00→08/03	→	→ 03/02		24.3222-1117.3	020272	∅ 22,2 GG
Zubehörsatz, Bremsbacken								
D 1.8 TD 1.8	44 55	05/98→04/02 03/00→08/03	→	→ 03/02		03.0137-9177.2	669177	
 Bremstrommel								
D 1.8 TD 1.8	44 55	05/98→04/02 03/00→08/03	→	→ 03/02		24.0220-3008.2	480075	∅ 203,0 x 45 / 204
 Bremsbackensatz								
D 1.8 TD 1.8	44 55	05/98→04/02 03/00→08/03	→	→ 03/02		03.0137-0338.2 03.0520-6422.3	650338 696422	∅ 203 x 38 TRW ∅ 203 x 38 ∅ 22,2 + RZ / + Zub TopKit
 Seilzug, Feststellbremse								
D 1.8 TD 1.8	44 55	05/98→04/02 03/00→08/03	→	↓; → 03/02; Trommelbremse	1	24.3727-0634.2	580634	L= 1.875 L2= 1.930
FORD - FOCUS (DAW, DBW) 09/98→11/09								
 Radbremszylinder								
1.4 16V 1.8 16V BiFuel	55 85	10/98→09/99 09/02→07/04	→			24.3220-1112.3	020223	∅ 20,64 GG
1.4 16V 1.6 16V 1.8 16V	55 74 85	10/98→11/04 10/98→11/04 10/98→11/04	→	→ 09/04		24.3220-1112.3	020223	∅ 20,64 GG
1.8 DI / TDDi 1.8 Turbo DI / TDDi	55 66	08/99→11/04 10/98→11/04	→	→ 09/04; nur paarweise austauschen		24.3219-1107.3	020338	TRW ∅ 19,05 GG
Zubehörsatz, Bremsbacken								
1.4 16V 1.8 16V BiFuel	55 85	10/98→09/99 09/02→07/04	→			03.0137-9235.2	669235	
1.4 16V 1.6 16V 1.8 16V 1.8 DI / TDDi 1.8 Turbo DI / TDDi	55 74 85 55 66	10/98→11/04 10/98→11/04 10/98→11/04 08/99→11/04 10/98→11/04	→	→ 09/04		03.0137-9235.2	669235	
 Bremstrommel								
1.4 16V 1.8 16V BiFuel	55 85	10/98→09/99 09/02→07/04	→			24.0220-3020.2	480131	∅ 203,0 x 44,5 / 204,3 - RLG / - ABS Ring / mit Radbe- festigungsbolzen










	kw				! #		
FORD - FOCUS (DAW, DBW) 09/98→11/09							
 Bremstrommel							
1.4 16V 1.8 16V BiFuel	55 85	10/98→09/99 09/02→07/04	➔			24.0220-3720.2 480210	Ø 203,0 x 44,5 / 204,3 + RLG / - ABS Ring / mit Radbe- festigungsbolzen
1.4 16V 1.6 16V 1.8 16V 1.8 DI / TDDi 1.8 Turbo DI / TDDi	55 74 85 55 66	10/98→11/04 10/98→11/04 10/98→11/04 08/99→11/04 10/98→11/04	➔	→ 09/04		24.0220-3020.2 480131 24.0220-3720.2 480210	Ø 203,0 x 44,5 / 204,3 - RLG / - ABS Ring / mit Radbe- festigungsbolzen Ø 203,0 x 44,5 / 204,3 + RLG / - ABS Ring / mit Radbe- festigungsbolzen
 Bremsbackensatz							
1.4 16V 1.8 16V BiFuel	55 85	10/98→09/99 09/02→07/04	➔			03.0137-0356.2 650356 03.0520-6620.3 696620	Ø 203 x 38 + HEB TRW Ø 203 x 38 Ø 20,64 + RZ / + Zub TopKit
1.4 16V 1.6 16V 1.8 16V	55 74 85	10/98→11/04 10/98→11/04 10/98→11/04	➔	→ 09/04		03.0137-0356.2 650356 03.0520-6620.3 696620	Ø 203 x 38 + HEB TRW Ø 203 x 38 Ø 20,64 + RZ / + Zub TopKit
1.8 DI / TDDi 1.8 Turbo DI / TDDi	55 66	08/99→11/04 10/98→11/04	➔	→ 09/04		03.0137-0356.2 650356 03.0520-5919.3 695919	Ø 203 x 38 + HEB Ø 203 x 38 Ø 19,05 + RZ / + Zub TopKit
 Seilzug, Feststellbremse							
1.4 16V	55	10/98→09/99	➔	☒; Scheiben/Trommel	1	24.3727-0650.2 580650	L= 326
			➔	☒; Trommelbremse	1	24.3727-0649.2 580649	L= 1.483 L2= 1.483
			➔	☒; Scheibenbremse	1	24.3727-0656.2 580656	L= 1.770 L2= 1.770
			➔	☒; Scheiben/Trommel	2	24.3727-0663.2 580663	L= 175
1.4 16V 1.6 16V 1.8 16V 1.8 DI / TDDi 1.8 TDCi 1.8 Turbo DI / TDDi 2.0 16V	55 74 85 55 85 66 96	10/98→11/04 10/98→11/04 10/98→11/04 08/99→11/04 03/01→11/04 10/98→11/04 10/98→11/04	➔	☒; → 08/01; Scheiben/Trommel	1	24.3727-0650.2 580650	L= 326
			➔	☒; 09/01→ 09/04; Scheiben/Trommel	1	24.3727-0654.2 580654	L= 330
			➔	☒; → 08/01; Trommelbremse	1	24.3727-0649.2 580649	L= 1.483 L2= 1.483
			➔	☒; 09/01→ 09/04; Trommelbremse	1	24.3727-0651.2 580651	L= 1.483 L2= 1.483
			➔	☒; 09/01→ 09/04; Scheibenbremse	1	24.3727-0655.2 580655	L= 1.770 L2= 1.770
			➔	☒; → 08/01; Scheibenbremse	1	24.3727-0656.2 580656	L= 1.770 L2= 1.770
			➔	☒; → 08/01; Scheiben/Trommel	2	24.3727-0663.2 580663	L= 175
			➔	☒; 09/01→ 09/04; Scheiben/Trommel	2	24.3727-0663.2 580663	L= 175
1.8 16V BiFuel	85	09/02→07/04	➔	☒; Scheiben/Trommel	1	24.3727-0654.2 580654	L= 330
			➔	☒; Trommelbremse	1	24.3727-0651.2 580651	L= 1.483 L2= 1.483
			➔	☒; Scheibenbremse	1	24.3727-0655.2 580655	L= 1.770 L2= 1.770
			➔	☒; Scheiben/Trommel	2	24.3727-0663.2 580663	L= 175
1.8 TDCi RS ST170	74 158 127	08/02→11/04 10/02→11/04 03/02→11/04	➔	☒; → 09/04; Scheiben/Trommel	1	24.3727-0654.2 580654	L= 330
			➔	☒; → 09/04; Trommelbremse	1	24.3727-0651.2 580651	L= 1.483 L2= 1.483
			➔	☒; → 09/04; Scheibenbremse	1	24.3727-0655.2 580655	L= 1.770 L2= 1.770
			➔	☒; → 09/04; Scheiben/Trommel	2	24.3727-0663.2 580663	L= 175
FORD - FOCUS II (DA_, HCP, DP) 07/04→09/13							
 Radbremszylinder							
1.4	59	07/04→09/12	➔	10/04→ 02/11		24.3220-1721.3 020467	Ø 20,64 ALU
Zubehörsatz, Bremsbacken							
1.4	59	07/04→09/12	➔	10/04→ 02/11		03.0137-9279.2 669279	
 Bremstrommel							
1.4	59	07/04→09/12	➔	10/04→ 02/11		24.0222-8035.1 480188	Ø 228,3 x 50,4 / 230,3
 Bremsbackensatz							
1.4	59	07/04→09/12	➔	10/04→ 02/11		03.0137-0467.2 650467 03.0520-8120.3 698120	Ø 228 x 42 + HEB AP Ø 228 x 42 Ø 20,64 + RZ / + Zub TopKit
 Seilzug, Feststellbremse							
1.4 ↓	59	07/04→09/12	➔	☒; 10/04→ 02/11; - eFSB; Scheibenbremse	1	24.3727-0678.2 580678	L= 341














	kw				! #		
FORD - FOCUS II (DA_, HCP, DP) 07/04→09/13							
 Seilzug, Feststellbremse							
1.4	59	07/04→09/12	➡	⬇; 10/04→02/11; - eFSB; Scheibenbremse	1	24.3727-0659.2 580659	L= 1.816 L2= 1.860
			➡	⬇; 10/04→02/11; Trommelbremse	1	24.3727-0664.2 580664	L= 1.440 L2= 1.490
1.6	74	07/04→09/12	⬅	⬆; 10/04→02/11; - eFSB; Scheibenbremse	1	24.3727-0678.2 580678	L= 341
1.6 TDCi	74	07/04→09/12					
1.6 TDCi	80	07/04→09/12	➡	⬇; 10/04→02/11; - eFSB; Scheibenbremse	1	24.3727-0659.2 580659	L= 1.816 L2= 1.860
1.6 Ti	85	07/04→09/12					
2.0	107	07/04→09/12					
2.0 TDCi	100	07/04→09/12					
1.6 LPG	85	10/09→07/11	⬅	⬆; → 02/11; - eFSB; Scheibenbremse	1	24.3727-0678.2 580678	L= 341
1.6 TDCi	66	01/05→09/12					
1.8	92	03/06→09/12	➡	⬇; → 02/11; - eFSB; Scheibenbremse	1	24.3727-0659.2 580659	L= 1.816 L2= 1.860
1.8 Flexifuel	92	01/06→09/12					
1.8 TDCi	85	01/05→09/12					
2.0 CNG	107	04/09→07/11					
2.0 LPG	107	06/08→07/11					
2.0 TDCi	81	02/08→07/11					
2.5 ST	166	10/05→09/12					
2.0 TDCi	98	07/04→01/08	⬅	⬆; 10/04→; - eFSB; Scheibenbremse	1	24.3727-0678.2 580678	L= 341
			➡	⬇; 10/04→; - eFSB; Scheibenbremse	1	24.3727-0659.2 580659	L= 1.816 L2= 1.860
2.5 RS	224	01/09→07/11	➡	⬇; → 02/11; Scheibenbremse	1	24.3727-0672.2 580672	L= 1.848 L2= 1.933
2.5 RS 500	257	05/10→07/11					
FORD - FOCUS II Cabriolet 10/06→09/10							
 Seilzug, Feststellbremse							
1.6	74	10/06→09/10	⬅	⬆; - eFSB; Scheibenbremse	1	24.3727-0678.2 580678	L= 341
2.0	107	10/06→09/10					
2.0 TDCi	100	10/06→09/10	➡	⬇; - eFSB; Scheibenbremse	1	24.3727-0659.2 580659	L= 1.816 L2= 1.860
FORD - FOCUS II Stufenheck (DB_, FCH, DH) 04/05→							
 Radbremszylinder							
1.4	59	04/05→09/12	➡	→ 02/11		24.3220-1721.3 020467	Ø 20,64 ALU
Zubehörsatz, Bremsbacken							
1.4	59	04/05→09/12	➡	→ 02/11		03.0137-9279.2 669279	
 Bremstrommel							
1.4	59	04/05→09/12	➡	→ 02/11		24.0222-8035.1 480188	Ø 228,3 x 50,4 / 230,3
 Bremsbackensatz							
1.4	59	04/05→09/12	➡	→ 02/11		03.0137-0467.2 650467 03.0520-8120.3 698120	Ø 228 x 42 + HEB AP Ø 228 x 42 Ø 20,64 + RZ / + Zub TopKit
 Seilzug, Feststellbremse							
1.4	59	04/05→09/12	⬅	⬆; → 02/11; - eFSB; Scheibenbremse	1	24.3727-0678.2 580678	L= 341
			➡	⬇; → 02/11; - eFSB; Scheibenbremse	1	24.3727-0659.2 580659	L= 1.816 L2= 1.860
			➡	⬇; → 02/11; Trommelbremse	1	24.3727-0664.2 580664	L= 1.440 L2= 1.490
1.6	74	04/05→09/12	⬅	⬆; → 02/11; - eFSB; Scheibenbremse	1	24.3727-0678.2 580678	L= 341
1.6 TDCi	66	04/05→09/12					
1.6 TDCi	74	04/05→09/12	➡	⬇; → 02/11; - eFSB; Scheibenbremse	1	24.3727-0659.2 580659	L= 1.816 L2= 1.860
1.6 TDCi	80	04/05→09/12					
1.6 Ti	85	04/05→09/12					
1.8	92	03/06→09/12					
1.8 Flexifuel	92	06/06→07/11					
1.8 TDCi	85	04/05→09/12					
2.0	107	04/05→07/11					
2.0 TDCi	81	02/08→07/11					
2.0 TDCi	100	04/05→09/12					
FORD - FOCUS II Turnier (DA_, FFS, DS) 07/04→09/12							
 Radbremszylinder							
1.4	59	07/04→09/12	➡	10/04→02/11		24.3220-1721.3 020467	Ø 20,64 ALU
Zubehörsatz, Bremsbacken							
1.4	59	07/04→09/12	➡	10/04→02/11		03.0137-9279.2 669279	
 Bremstrommel							
1.4	59	07/04→09/12	➡	10/04→02/11		24.0222-8035.1 480188	Ø 228,3 x 50,4 / 230,3
↓							














	kw					! #		
FORD - FOCUS II Turnier (DA, FFS, DS) 07/04→09/12								
Bremsbackensatz								
1.4	59	07/04→09/12	➔	10/04→ 02/11			03.0137-0467.2 650467 03.0520-8120.3 698120	Ø 228 x 42 + HEB AP Ø 228 x 42 Ø 20,64 + RZ / + Zub TopKit
Seilzug, Feststellbremse								
1.4	59	07/04→09/12	←	⬆; 10/04→ 02/11; - eFSB; Scheibenbremse	1	24.3727-0678.2 580678		L= 341
			➔	⬇; 10/04→ 02/11; - eFSB; Scheibenbremse	1	24.3727-0659.2 580659		L= 1.816 L2= 1.860
			➔	⬇; 10/04→ 02/11; Trommelbremse	1	24.3727-0664.2 580664		L= 1.440 L2= 1.490
1.6 1.6 TDCi 1.6 TDCi 1.6 Ti 2.0 2.0 TDCi	74 74 80 85 107 100	07/04→07/11 07/04→09/12 07/04→09/12 07/04→09/12 07/04→09/12	←	⬆; 10/04→ 02/11; - eFSB; Scheibenbremse	1	24.3727-0678.2 580678		L= 341
			➔	⬇; 10/04→ 02/11; - eFSB; Scheibenbremse	1	24.3727-0659.2 580659		L= 1.816 L2= 1.860
1.6 LPG 1.8 1.8 Flexifuel 2.0 LPG 2.0 TDCi	85 92 92 107 81	10/09→09/12 03/06→09/12 01/06→09/12 06/08→07/11 02/08→07/11	←	⬆; → 02/11; - eFSB; Scheibenbremse	1	24.3727-0678.2 580678		L= 341
			➔	⬇; → 02/11; - eFSB; Scheibenbremse	1	24.3727-0659.2 580659		L= 1.816 L2= 1.860
1.6 TDCi 1.8 TDCi	66 85	07/04→09/12 07/04→09/12	←	⬆; 01/05→ 02/11; - eFSB; Scheibenbremse	1	24.3727-0678.2 580678		L= 341
			➔	⬇; 01/05→ 02/11; - eFSB; Scheibenbremse	1	24.3727-0659.2 580659		L= 1.816 L2= 1.860
2.0 TDCi	98	07/04→01/08	←	⬆; 10/04→; - eFSB; Scheibenbremse	1	24.3727-0678.2 580678		L= 341
			➔	⬇; 10/04→; - eFSB; Scheibenbremse	1	24.3727-0659.2 580659		L= 1.816 L2= 1.860
FORD - FOCUS III 07/10→								
Radbremszylinder								
1.0 EcoBoost 1.0 EcoBoost 1.5 EcoBoost 1.5 EcoBoost 1.5 TDCi 1.5 TDCi 1.5 TDCi ECONetic 1.6 Flexifuel 1.6 LPG 1.6 LPG 1.6 TDCi ECONetic 1.6 Ti 1.6 Ti 2.0 TDCi 2.0 TDCi ST 2.0 Ti-GDi Electric	74 92 110 134 70 88 77 110 86 88 77 63 88 110 136 125 107	02/12→ 02/12→ 09/14→ 09/14→ 09/14→ 09/14→ 09/14→ 07/13→ 02/12→ 02/12→ 05/12→ 08/11→ 02/12→ 11/14→ 11/14→ 08/11→ 07/13→	➔				24.3220-1750.3 020595	Ø 20,64 ALU
1.0 EcoBoost	103	10/17→	➔	Trommelbremse	2	24.3220-1750.3 020595		Ø 20,64 ALU
1.6 EcoBoost 1.6 EcoBoost 1.6 Flexifuel 1.6 TDCi 1.6 TDCi 1.6 Ti 1.6 Ti 2.0 TDCi 2.0 TDCi 2.0 TDCi 2.0 TDCi	110 134 88 70 85 77 92 85 100 103 120	07/10→ 07/10→ 07/10→ 07/10→ 07/10→ 07/10→ 07/10→ 07/10→ 07/10→ 07/10→ 07/10→	➔	03/11→			24.3220-1750.3 020595	Ø 20,64 ALU
Zubehörsatz, Bremsbacken								
1.0 EcoBoost 1.0 EcoBoost 1.5 EcoBoost 1.5 EcoBoost 1.5 TDCi 1.5 TDCi 1.5 TDCi ECONetic 1.6 Flexifuel 1.6 LPG 1.6 LPG 1.6 TDCi ECONetic 1.6 Ti 1.6 Ti 2.0 TDCi 2.0 TDCi ST 2.0 Ti-GDi	74 92 110 134 70 88 77 110 86 88 77 63 88 110 136 125	02/12→ 02/12→ 09/14→ 09/14→ 09/14→ 09/14→ 09/14→ 07/13→ 02/12→ 02/12→ 05/12→ 08/11→ 02/12→ 11/14→ 11/14→ 08/11→	➔				03.0137-9313.2 669313	













	kW			 	! #		
FORD - FOCUS III 07/10→							
Zubehörsatz, Bremsbacken							
Electric	107	07/13→	➔			03.0137-9313.2 669313	
1.0 EcoBoost	103	10/17→	➔	Trommelbremse		03.0137-9313.2 669313	
1.6 EcoBoost	110	07/10→	➔	03/11→		03.0137-9313.2 669313	
1.6 EcoBoost	134	07/10→					
1.6 Flexifuel	88	07/10→					
1.6 TDCi	70	07/10→					
1.6 TDCi	85	07/10→					
1.6 Ti	77	07/10→					
1.6 Ti	92	07/10→					
2.0 TDCi	85	07/10→					
2.0 TDCi	100	07/10→					
2.0 TDCi	103	07/10→					
2.0 TDCi	120	07/10→					
 Bremsbackensatz							
1.0 EcoBoost	74	02/12→	➔			03.0137-0512.2 650512	Ø 228 x 42 + HEB
1.0 EcoBoost	92	02/12→				03.0521-0420.3 690107	Ø 228 x 42 Ø 20,64 + RZ / + Zub TopKit
1.5 EcoBoost	110	09/14→					
1.5 EcoBoost	134	09/14→					
1.5 TDCi	70	09/14→					
1.5 TDCi	88	09/14→					
1.5 TDCi ECONetic	77	09/14→					
1.6 Flexifuel	110	07/13→					
1.6 LPG	86	02/12→					
1.6 LPG	88	02/12→					
1.6 TDCi ECONetic	77	05/12→					
1.6 Ti	63	08/11→					
1.6 Ti	88	02/12→					
2.0 TDCi	110	11/14→					
2.0 TDCi ST	136	11/14→					
2.0 Ti-GDi	125	08/11→					
Electric	107	07/13→					
1.0 EcoBoost	103	10/17→	➔	Trommelbremse		03.0137-0512.2 650512	Ø 228 x 42 + HEB
1.6 EcoBoost	110	07/10→	➔	03/11→		03.0137-0512.2 650512	Ø 228 x 42 + HEB
1.6 EcoBoost	134	07/10→				03.0521-0420.3 690107	Ø 228 x 42 Ø 20,64 + RZ / + Zub TopKit
1.6 Flexifuel	88	07/10→					
1.6 TDCi	70	07/10→					
1.6 TDCi	85	07/10→					
1.6 Ti	77	07/10→					
1.6 Ti	92	07/10→					
2.0 TDCi	85	07/10→					
2.0 TDCi	100	07/10→					
2.0 TDCi	103	07/10→					
2.0 TDCi	120	07/10→					
FORD - FOCUS III Stufenheck 07/10→							
 Radbremszylinder							
1.0 EcoBoost	74	02/12→	➔			24.3220-1750.3 020595	Ø 20,64 ALU
1.0 EcoBoost	92	02/12→					
1.5 EcoBoost	110	11/14→					
1.5 EcoBoost	134	11/14→					
1.5 TDCi	70	11/14→					
1.5 TDCi	88	11/14→					
1.5 TDCi ECONetic	77	11/14→					
1.6 Flexifuel	110	07/13→					
1.6 TDCi	77	05/12→					
1.6 Ti	63	08/11→					
2.0 GDi	125	08/11→					
2.0 TDCi	110	11/14→					
1.0 EcoBoost	103	10/17→	➔	Trommelbremse	2	24.3220-1750.3 020595	Ø 20,64 ALU
1.6 EcoBoost	110	07/10→	➔	03/11→		24.3220-1750.3 020595	Ø 20,64 ALU
1.6 EcoBoost	134	07/10→					
1.6 Flexifuel	88	07/10→					
1.6 TDCi	70	07/10→					
1.6 TDCi	85	07/10→					
1.6 Ti	77	07/10→					
1.6 Ti	92	07/10→					
2.0 TDCi	85	07/10→					
2.0 TDCi	100	07/10→					
2.0 TDCi	103	07/10→					
2.0 TDCi	120	07/10→					
Zubehörsatz, Bremsbacken							
1.0 EcoBoost	74	02/12→	➔			03.0137-9313.2 669313	
1.0 EcoBoost	92	02/12→					
1.5 EcoBoost	110	11/14→					
1.5 EcoBoost	134	11/14→					
1.5 TDCi	70	11/14→					
1.5 TDCi	88	11/14→					
↓							












	kW			 	! #			
FORD - FOCUS III Stufenheck 07/10→								
Zubehörsatz, Bremsbacken								
1.5 TDCi ECONetic	77	11/14→	➔			03.0137-9313.2	669313	
1.6 Flexifuel	110	07/13→						
1.6 TDCi	77	05/12→						
1.6 Ti	63	08/11→						
2.0 GDi	125	08/11→						
2.0 TDCi	110	11/14→						
1.0 EcoBoost	103	10/17→	➔	Trommelbremse		03.0137-9313.2	669313	
1.6 EcoBoost	110	07/10→	➔	03/11→		03.0137-9313.2	669313	
1.6 EcoBoost	134	07/10→						
1.6 Flexifuel	88	07/10→						
1.6 TDCi	70	07/10→						
1.6 TDCi	85	07/10→						
1.6 Ti	77	07/10→						
1.6 Ti	92	07/10→						
2.0 TDCi	85	07/10→						
2.0 TDCi	100	07/10→						
2.0 TDCi	103	07/10→						
2.0 TDCi	120	07/10→						
 Bremsbackensatz								
1.0 EcoBoost	74	02/12→	➔			03.0137-0512.2	650512	Ø 228 x 42 + HEB
1.0 EcoBoost	92	02/12→				03.0521-0420.3	690107	Ø 228 x 42 Ø 20,64 + RZ / + Zub TopKit
1.5 EcoBoost	110	11/14→						
1.5 EcoBoost	134	11/14→						
1.5 TDCi	70	11/14→						
1.5 TDCi	88	11/14→						
1.5 TDCi ECONetic	77	11/14→						
1.6 Flexifuel	110	07/13→						
1.6 TDCi	77	05/12→						
1.6 Ti	63	08/11→						
2.0 GDi	125	08/11→						
2.0 TDCi	110	11/14→						
1.0 EcoBoost	103	10/17→	➔	Trommelbremse		03.0137-0512.2	650512	Ø 228 x 42 + HEB
1.6 EcoBoost	110	07/10→	➔	03/11→		03.0137-0512.2	650512	Ø 228 x 42 + HEB
1.6 EcoBoost	134	07/10→				03.0521-0420.3	690107	Ø 228 x 42 Ø 20,64 + RZ / + Zub TopKit
1.6 Flexifuel	88	07/10→						
1.6 TDCi	70	07/10→						
1.6 TDCi	85	07/10→						
1.6 Ti	77	07/10→						
1.6 Ti	92	07/10→						
2.0 TDCi	85	07/10→						
2.0 TDCi	100	07/10→						
2.0 TDCi	103	07/10→						
2.0 TDCi	120	07/10→						
FORD - FOCUS III Turnier 07/10→								
 Radbremszylinder								
1.0 EcoBoost	74	02/12→	➔			24.3220-1750.3	020595	Ø 20,64 ALU
1.0 EcoBoost	92	02/12→						
1.5 EcoBoost	110	09/14→						
1.5 EcoBoost	134	09/14→						
1.5 TDCi	70	09/14→						
1.5 TDCi	88	09/14→						
1.5 TDCi ECONetic	77	09/14→						
1.6 Flexifuel	110	07/13→						
1.6 LPG	86	02/12→						
1.6 LPG	88	02/12→						
1.6 TDCi ECONetic	77	05/12→						
1.6 Ti	63	08/11→						
1.6 Ti	88	02/12→						
2.0 TDCi	110	11/14→						
2.0 TDCi ST	136	11/14→						
1.0 EcoBoost	103	10/17→	➔	Trommelbremse	2	24.3220-1750.3	020595	Ø 20,64 ALU
1.6 EcoBoost	110	07/10→	➔	03/11→		24.3220-1750.3	020595	Ø 20,64 ALU
1.6 EcoBoost	134	07/10→						
1.6 Flexifuel	88	07/10→						
1.6 TDCi	70	07/10→						
1.6 TDCi	85	07/10→						
1.6 Ti	77	07/10→						
1.6 Ti	92	07/10→						
2.0 TDCi	85	07/10→						
2.0 TDCi	100	07/10→						
2.0 TDCi	103	07/10→						
2.0 TDCi	120	07/10→						
2.0 Ti-GDi	125	07/10→	➔	08/11→		24.3220-1750.3	020595	Ø 20,64 ALU
Zubehörsatz, Bremsbacken								
1.0 EcoBoost	74	02/12→	➔			03.0137-9313.2	669313	
1.0 EcoBoost	92	02/12→						

















	kW			 	! #			
FORD - FOCUS III Turnier 07/10→								
Zubehörsatz, Bremsbacken								
1.5 EcoBoost	110	09/14→	➔			03.0137-9313.2	669313	
1.5 EcoBoost	134	09/14→						
1.5 TDCi	70	09/14→						
1.5 TDCi	88	09/14→						
1.5 TDCi ECONetic	77	09/14→						
1.6 Flexifuel	110	07/13→						
1.6 LPG	86	02/12→						
1.6 LPG	88	02/12→						
1.6 TDCi ECONetic	77	05/12→						
1.6 Ti	63	08/11→						
1.6 Ti	88	02/12→						
2.0 TDCi	110	11/14→						
2.0 TDCi ST	136	11/14→						
1.0 EcoBoost	103	10/17→	➔	Trommelbremse		03.0137-9313.2	669313	
1.6 EcoBoost	110	07/10→	➔	03/11→		03.0137-9313.2	669313	
1.6 EcoBoost	134	07/10→						
1.6 Flexifuel	88	07/10→						
1.6 TDCi	70	07/10→						
1.6 TDCi	85	07/10→						
1.6 Ti	77	07/10→						
1.6 Ti	92	07/10→						
2.0 TDCi	85	07/10→						
2.0 TDCi	100	07/10→						
2.0 TDCi	103	07/10→						
2.0 TDCi	120	07/10→						
2.0 Ti-GDi	125	07/10→	➔	08/11→		03.0137-9313.2	669313	
 Bremsbackensatz								
1.0 EcoBoost	74	02/12→	➔			03.0137-0512.2	650512	Ø 228 x 42 + HEB
1.0 EcoBoost	92	02/12→				03.0521-0420.3	690107	Ø 228 x 42 Ø 20,64 + RZ / + Zub TopKit
1.5 EcoBoost	110	09/14→						
1.5 EcoBoost	134	09/14→						
1.5 TDCi	70	09/14→						
1.5 TDCi	88	09/14→						
1.5 TDCi ECONetic	77	09/14→						
1.6 Flexifuel	110	07/13→						
1.6 LPG	86	02/12→						
1.6 LPG	88	02/12→						
1.6 TDCi ECONetic	77	05/12→						
1.6 Ti	63	08/11→						
1.6 Ti	88	02/12→						
2.0 TDCi	110	11/14→						
2.0 TDCi ST	136	11/14→						
1.0 EcoBoost	103	10/17→	➔	Trommelbremse		03.0137-0512.2	650512	Ø 228 x 42 + HEB
1.6 EcoBoost	110	07/10→	➔	03/11→		03.0137-0512.2	650512	Ø 228 x 42 + HEB
1.6 EcoBoost	134	07/10→				03.0521-0420.3	690107	Ø 228 x 42 Ø 20,64 + RZ / + Zub TopKit
1.6 Flexifuel	88	07/10→						
1.6 TDCi	70	07/10→						
1.6 TDCi	85	07/10→						
1.6 Ti	77	07/10→						
1.6 Ti	92	07/10→						
2.0 TDCi	85	07/10→						
2.0 TDCi	100	07/10→						
2.0 TDCi	103	07/10→						
2.0 TDCi	120	07/10→						
2.0 Ti-GDi	125	07/10→	➔	08/11→		03.0137-0512.2	650512	Ø 228 x 42 + HEB
						03.0521-0420.3	690107	Ø 228 x 42 Ø 20,64 + RZ / + Zub TopKit
FORD - FOCUS C-MAX (DM2) 10/03→03/07								
 Seilzug, Feststellbremse								
1.6	74	10/03→03/07	←	⬆; - eFSB; Scheibenbremse	1	24.3727-0678.2	580678	L= 341
1.6 TDCi	66	02/05→03/07						
1.6 TDCi	80	10/03→03/07	➔	⬇; - eFSB; Scheibenbremse	1	24.3727-0659.2	580659	L= 1.816 L2= 1.860
1.6 Ti	85	08/04→03/07						
1.8	88	10/03→03/07						
1.8	90	09/05→03/07						
1.8	92	04/04→03/07						
1.8 Flexifuel	92	01/06→03/07						
1.8 TDCi	85	01/05→03/07						
2.0 TDCi	98	10/03→03/07						
2.0 TDCi	100	10/03→03/07						
2.0	107	03/04→03/07	←	⬆; 04/04→; - eFSB; Scheibenbremse	1	24.3727-0678.2	580678	L= 341
			➔	⬇; 04/04→; - eFSB; Scheibenbremse	1	24.3727-0659.2	580659	L= 1.816 L2= 1.860














	kw			 	! #		
FORD - FOCUS Stufenheck (DFW) 02/99→11/09							
 Radbremszylinder							
1.4 16V 1.6 16V 1.8 16V	55 74 85	02/99→11/04 02/99→11/04 02/99→11/04	➡	→ 09/04		24.3220-1112.3 020223	Ø 20,64 GG
1.8 Turbo DI / TDDi 1.8 Turbo DI / TDDi	55 66	08/01→03/05 02/99→11/04	➡	→ 09/04; nur paarweise austauschen		24.3219-1107.3 020338	TRW Ø 19,05 GG
Zubehörsatz, Bremsbacken							
1.4 16V 1.6 16V 1.8 16V 1.8 Turbo DI / TDDi 1.8 Turbo DI / TDDi	55 74 85 55 66	02/99→11/04 02/99→11/04 02/99→11/04 08/01→03/05 02/99→11/04	➡	→ 09/04		03.0137-9235.2 669235	
 Bremstrommel							
1.4 16V 1.6 16V 1.8 16V 1.8 Turbo DI / TDDi 1.8 Turbo DI / TDDi	55 74 85 55 66	02/99→11/04 02/99→11/04 02/99→11/04 08/01→03/05 02/99→11/04	➡	→ 09/04		24.0220-3020.2 480131 24.0220-3720.2 480210	Ø 203,0 x 44,5 / 204,3 - RLG / - ABS Ring / mit Radbe- festigungsbolzen Ø 203,0 x 44,5 / 204,3 + RLG / - ABS Ring / mit Radbe- festigungsbolzen
 Bremsbackensatz							
1.4 16V 1.6 16V 1.8 16V 1.8 Turbo DI / TDDi 1.8 Turbo DI / TDDi	55 74 85 55 66	02/99→11/04 02/99→11/04 02/99→11/04 08/01→03/05 02/99→11/04	➡	→ 09/04		03.0137-0356.2 650356 03.0520-6620.3 696620 03.0137-0356.2 650356 03.0520-5919.3 695919	Ø 203 x 38 + HEB TRW Ø 203 x 38 Ø 20,64 + RZ / + Zub TopKit Ø 203 x 38 + HEB Ø 203 x 38 Ø 19,05 + RZ / + Zub TopKit
 Seilzug, Feststellbremse							
1.4 16V 1.6 16V 1.8 16V 1.8 TDCi 1.8 Turbo DI / TDDi 1.8 Turbo DI / TDDi 2.0 16V	55 74 85 85 55 66 96	02/99→11/04 02/99→11/04 02/99→11/04 03/01→11/04 08/01→03/05 02/99→11/04 02/99→11/04	←	☒; → 08/01; Scheiben/Trommel	1	24.3727-0650.2 580650	L= 326
			←	☒; 09/01→ 09/04; Scheiben/Trommel	1	24.3727-0654.2 580654	L= 330
			➡	☒; → 08/01; Trommelbremse	1	24.3727-0649.2 580649	L= 1.483 L2= 1.483
			➡	☒; 09/01→ 09/04; Trommelbremse	1	24.3727-0651.2 580651	L= 1.483 L2= 1.483
			➡	☒; 09/01→ 09/04; Scheibenbremse	1	24.3727-0655.2 580655	L= 1.770 L2= 1.770
			➡	☒; → 08/01; Scheibenbremse	1	24.3727-0656.2 580656	L= 1.770 L2= 1.770
			➡	☒; → 08/01; Scheiben/Trommel	2	24.3727-0663.2 580663	L= 175
			➡	☒; 09/01→ 09/04; Scheiben/Trommel	2	24.3727-0663.2 580663	L= 175
1.8 TDCi	74	08/02→11/04	←	☒; → 09/04; Scheiben/Trommel	1	24.3727-0654.2 580654	L= 330
			➡	☒; → 09/04; Trommelbremse	1	24.3727-0651.2 580651	L= 1.483 L2= 1.483
			➡	☒; → 09/04; Scheibenbremse	1	24.3727-0655.2 580655	L= 1.770 L2= 1.770
			➡	☒; → 09/04; Scheiben/Trommel	2	24.3727-0663.2 580663	L= 175
FORD - FOCUS Turnier (DNW) 02/99→12/07							
 Radbremszylinder							
1.4 16V 1.8 16V	55 85	02/99→11/04 02/99→11/04	➡	→ 09/04		24.3222-1117.3 020272	Ø 22,2 GG
1.6 16V	74	02/99→11/04	➡	Automatikgetriebe	2	24.3220-1112.3 020223	Ø 20,64 GG
			➡	→ 09/04		24.3222-1117.3 020272	Ø 22,2 GG
1.8 DI / TDDi 1.8 Turbo DI / TDDi	55 66	08/99→11/04 02/99→11/04	➡	→ 09/04		24.3220-1112.3 020223	Ø 20,64 GG
Zubehörsatz, Bremsbacken							
1.4 16V 1.6 16V 1.8 16V 1.8 DI / TDDi 1.8 Turbo DI / TDDi	55 74 85 55 66	02/99→11/04 02/99→11/04 02/99→11/04 08/99→11/04 02/99→11/04	➡	→ 09/04		03.0137-9235.2 669235	
 Bremstrommel							
1.4 16V 1.6 16V 1.8 16V 1.8 DI / TDDi 1.8 Turbo DI / TDDi	55 74 85 55 66	02/99→11/04 02/99→11/04 02/99→11/04 08/99→11/04 02/99→11/04	➡	→ 09/04		24.0220-3020.2 480131 24.0220-3720.2 480210	Ø 203,0 x 44,5 / 204,3 - RLG / - ABS Ring / mit Radbe- festigungsbolzen Ø 203,0 x 44,5 / 204,3 + RLG / - ABS Ring / mit Radbe- festigungsbolzen
↓							















	kw					! #		
FORD - FOCUS Turnier (DNW) 02/99→12/07								
 Bremsbackensatz								
1.4 16V 1.8 16V	55 85	02/99→11/04 02/99→11/04	➔	→ 09/04			03.0137-0356.2 650356 03.0520-6222.3 696222	Ø 203 x 38 + HEB Ø 203 x 38 Ø 22,2 + RZ / + Zub TopKit
1.6 16V	74	02/99→11/04	➔	→ 09/04			03.0137-0356.2 650356 03.0520-6222.3 696222	Ø 203 x 38 + HEB Ø 203 x 38 Ø 22,2 + RZ / + Zub TopKit
			➔	Automatikgetriebe			03.0520-6620.3 696620	TRW Ø 203 x 38 Ø 20,64 + RZ / + Zub TopKit
1.8 DI / TDDi 1.8 Turbo DI / TDDi	55 66	08/99→11/04 02/99→11/04	➔	→ 09/04			03.0137-0356.2 650356 03.0520-6620.3 696620	Ø 203 x 38 + HEB TRW Ø 203 x 38 Ø 20,64 + RZ / + Zub TopKit
 Seilzug, Feststellbremse								
1.4 16V 1.6 16V 1.8 16V	55 74 85	02/99→11/04 02/99→11/04 02/99→11/04	←	⏏; → 08/01; Scheiben/Trommel	1	24.3727-0650.2 580650	L= 326	
			←	⏏; 09/01→ 09/04; Scheiben/Trommel	1	24.3727-0654.2 580654	L= 330	
1.8 DI / TDDi 1.8 TDCi	55 85	08/99→11/04 03/01→11/04	➔	⏏; → 08/01; Trommelbremse	1	24.3727-0649.2 580649	L= 1.483 L2= 1.483	
1.8 Turbo DI / TDDi 2.0 16V	66 96	02/99→11/04 02/99→11/04	➔	⏏; 09/01→ 09/04; Trommelbremse	1	24.3727-0651.2 580651	L= 1.483 L2= 1.483	
			➔	⏏; 09/01→ 09/04; Scheibenbremse	1	24.3727-0655.2 580655	L= 1.770 L2= 1.770	
			➔	⏏; → 08/01; Scheibenbremse	1	24.3727-0656.2 580656	L= 1.770 L2= 1.770	
			➔	⏏; → 08/01; Scheiben/Trommel	2	24.3727-0663.2 580663	L= 175	
			➔	⏏; 09/01→ 09/04; Scheiben/Trommel	2	24.3727-0663.2 580663	L= 175	
1.8 TDCi ST170	74 127	08/02→11/04 08/02→11/04	←	⏏; → 09/04; Scheiben/Trommel	1	24.3727-0654.2 580654	L= 330	
			➔	⏏; → 09/04; Trommelbremse	1	24.3727-0651.2 580651	L= 1.483 L2= 1.483	
			➔	⏏; → 09/04; Scheibenbremse	1	24.3727-0655.2 580655	L= 1.770 L2= 1.770	
			➔	⏏; → 09/04; Scheiben/Trommel	2	24.3727-0663.2 580663	L= 175	
FORD - FUSION (JU_) 08/02→12/12								
 Radbremszylinder								
1.25 1.4 1.4 LPG 1.4 TDCi 1.6 TDCi	55 59 59 50 66	08/04→12/12 08/02→12/12 01/10→12/12 08/02→12/12 11/04→12/12	➔	→ 09/12		24.3219-1735.3 020464	Ø 19,05 ALU	
1.6	74	08/02→11/08	➔			24.3219-1735.3 020464	Ø 19,05 ALU	
Zubehörsatz, Bremsbacken								
1.25 1.4 1.4 LPG 1.4 TDCi 1.6 TDCi	55 59 59 50 66	08/04→12/12 08/02→12/12 01/10→12/12 08/02→12/12 11/04→12/12	➔	→ 09/12		03.0137-9259.2 669259		
1.6	74	08/02→11/08	➔			03.0137-9259.2 669259		
 Bremstrommel								
1.25 1.4 1.4 LPG 1.4 TDCi 1.6 TDCi	55 59 59 50 66	08/04→12/12 08/02→12/12 01/10→12/12 08/02→12/12 11/04→12/12	➔	→ 09/12		24.0220-3026.2 480175 24.0220-3726.2 480216	Ø 203,0 x 44,5 / 204,3 - RLG / - ABS Ring Ø 203,0 x 44,5 / 204,3 + RLG / - ABS Ring	
1.6	74	08/02→11/08	➔			24.0220-3026.2 480175 24.0220-3726.2 480216	Ø 203,0 x 44,5 / 204,3 - RLG / - ABS Ring Ø 203,0 x 44,5 / 204,3 + RLG / - ABS Ring	
 Bremsbackensatz								
1.25 1.4 1.4 LPG 1.4 TDCi 1.6 TDCi	55 59 59 50 66	08/04→12/12 08/02→12/12 01/10→12/12 08/02→12/12 11/04→12/12	➔	→ 09/12		03.0137-0394.2 650394 03.0520-6319.3 696319	Ø 203 x 38 + HEB AP Ø 203 x 38 Ø 19,05 + RZ / + Zub TopKit	
1.6	74	08/02→11/08	➔			03.0137-0394.2 650394 03.0520-6319.3 696319	Ø 203 x 38 + HEB AP Ø 203 x 38 Ø 19,05 + RZ / + Zub TopKit	
 Seilzug, Feststellbremse								
1.25 1.4 1.4 LPG	55 59 59	08/04→12/12 08/02→12/12 01/10→12/12	←	⏏; → 09/12; Trommelbremse	1	24.3727-0658.2 580658	L= 306	













	kw					! #		
FORD - FUSION (JU_) 08/02→12/12								
 Seilzug, Feststellbremse								
1.4 TDCi 1.6 TDCi	50 66	08/02→12/12 11/04→12/12	➡	⬇; → 09/12; Trommelbremse		1	24.3727-0653.2 580653	L= 1.305 L2= 1.445
1.6	74	08/02→11/08	⬅	⬆; Trommelbremse		1	24.3727-0658.2 580658	L= 306
			➡	⬇; Trommelbremse		1	24.3727-0653.2 580653	L= 1.305 L2= 1.445
			➡	⬇; für Fahrzeuge mit Trommelbremse an der Hinterachse		2	24.3727-0663.2 580663	L= 175
FORD - GALAXY (WA6) 05/06→06/15								
 Seilzug, Feststellbremse								
1.6 EcoBoost	118	11/10→06/15	➡	⬇; 02/11→; - eFSB; Scheibenbremse			24.3727-0676.2 580676	L= 2.078
			➡	⬇; 02/11→; - eFSB; Scheibenbremse			24.3727-0677.2 580677	L= 2.071
1.6 TDCi 2.0 EcoBoost	85 146	02/11→06/15 07/10→06/15	➡	⬇; - eFSB; Scheibenbremse			24.3727-0676.2 580676	L= 2.078
2.0 EcoBoost 2.0 TDCi	149 85	03/10→06/15 11/07→06/15	➡	⬇; - eFSB; Scheibenbremse			24.3727-0677.2 580677	L= 2.071
2.0 TDCi 2.2 TDCi 2.3	120 147 118	03/10→06/15 11/10→06/15 09/07→06/15						
1.8 TDCi 1.8 TDCi	74 92	05/06→06/15 05/06→06/15	➡	⬇; 02/07→; - eFSB; Scheibenbremse			24.3727-0676.2 580676	L= 2.078
2.0 2.0 Flexifuel	107 107	05/06→06/15 05/06→06/15	➡	⬇; 02/07→; - eFSB; Scheibenbremse			24.3727-0677.2 580677	L= 2.071
2.0 TDCi 2.0 TDCi 2.0 TDCi	96 100 103	05/06→06/15 05/06→06/15 05/06→06/15						
2.2 TDCi	129	03/08→12/12	➡	⬇; 04/08→; - eFSB; Scheibenbremse			24.3727-0676.2 580676	L= 2.078
			➡	⬇; 04/08→; - eFSB; Scheibenbremse			24.3727-0677.2 580677	L= 2.071
FORD - GALAXY (WGR) 03/95→05/06								
 Seilzug, Feststellbremse								
1.9 TDI	66	03/95→05/06	➡	⬇; 01/96→ 04/06; Scheibenbremse		2	24.3727-0163.2 580163	L= 1.293
1.9 TDI	81	08/97→04/00	➡	⬇; 10/97→ 03/00; Scheibenbremse		2	24.3727-0163.2 580163	L= 1.293
1.9 TDI 1.9 TDI 1.9 TDI	85 96 110	04/00→05/06 02/03→05/06 05/05→05/06	➡	⬇; → 04/06; Scheibenbremse		2	24.3727-0163.2 580163	L= 1.293
2.0 i 2.3 16V 2.3 16V 2.8 V6	85 103 107 150	11/95→05/06 09/01→05/06 01/97→05/06 04/00→05/06						
2.8 i V6 2.8 i V6 4x4	128 128	11/95→04/00 04/96→04/00	➡	⬇; → 03/00; Scheibenbremse		2	24.3727-0163.2 580163	L= 1.293
FORD - GRAND C-MAX (DXA/CB7, DXA/CEU) 12/10→								
 Seilzug, Feststellbremse								
1.0 EcoBoost 1.0 EcoBoost 1.5 EcoBoost 1.5 EcoBoost	74 92 110 134	10/12→ 10/12→ 03/15→ 03/15→	⬅	⬆; - Mittelkonsole		1	24.3727-0678.2 580678	L= 341
1.5 TDCi 1.5 TDCi 1.6 EcoBoost 1.6 EcoBoost 1.6 TDCi 1.6 TDCi 1.6 TDCi 1.6 Ti 1.6 Ti 2.0 TDCi 2.0 TDCi 2.0 TDCi 2.0 TDCi 2.0 TDCi 2.0 TDCi	70 88 110 134 70 85 77 92 85 100 103 110 120 125	03/15→ 03/15→ 12/10→ 12/10→ 12/10→ 12/10→ 12/10→ 12/10→ 02/11→ 02/11→ 02/11→ 03/15→ 12/10→ 03/15→						
FORD - KA (RB_) 09/96→11/08								
 Radbremszylinder								
1.0 i	38	07/97→09/99	➡				24.3219-1107.3 020338	TRW Ø 19,05 GG
1.3 i	36	06/98→11/08	➡	→ 01/00			24.3219-1107.3 020338	TRW Ø 19,05 GG
			➡	02/00→			24.3219-1735.3 020464	Ø 19,05 ALU
1.3 i 1.3 i	37 44	09/96→10/02 09/96→11/08	➡	11/96→ 01/00			24.3219-1107.3 020338	TRW Ø 19,05 GG
			➡	02/00→			24.3219-1735.3 020464	Ø 19,05 ALU
↓								













	kw			 	! #		
FORD - KA (RB_) 09/96→11/08							
 Radbremszylinder							
1.3 i	51	08/02→11/08	➔			24.3219-1735.3 020464	Ø 19,05 ALU
1.6 i	70	02/01→11/08	➔	08/03→		24.3219-1735.3 020464	Ø 19,05 ALU
Zubehörsatz, Bremsbacken							
1.0 i	38	07/97→09/99	➔			03.0137-9217.2 669217	TRW
1.3 i	36	06/98→11/08	➔	02/00→		03.0137-9179.2 669179	AP
			➔	→ 01/00		03.0137-9217.2 669217	TRW
1.3 i	37	09/96→10/02	➔	02/00→		03.0137-9179.2 669179	AP
1.3 i	44	09/96→11/08	➔	11/96→ 01/00		03.0137-9217.2 669217	TRW
1.3 i	51	08/02→11/08	➔			03.0137-9179.2 669179	AP
1.6 i	70	02/01→11/08	➔	08/03→		03.0137-9259.2 669259	
 Bremstrommel							
1.0 i	38	07/97→09/99	➔			24.0218-0024.2 480079	Ø 180,0 x 44 / 181,3 - RLG / - ABS Ring / mit Radbe- festigungsbolzen
1.3 i	36	06/98→11/08				24.0218-0724.2 480206	Ø 180,0 x 44 / 181,3 + RLG / - ABS Ring / mit Radbe- festigungsbolzen
1.3 i	51	08/02→11/08					
1.3 i	37	09/96→10/02	➔	11/96→		24.0218-0024.2 480079	Ø 180,0 x 44 / 181,3 - RLG / - ABS Ring / mit Radbe- festigungsbolzen
1.3 i	44	09/96→11/08				24.0218-0724.2 480206	Ø 180,0 x 44 / 181,3 + RLG / - ABS Ring / mit Radbe- festigungsbolzen
1.6 i	70	02/01→11/08	➔	08/03→		24.0220-3009.2 480080	Ø 203,0 x 48,5 / 204,3 - RLG / - ABS Ring / mit Radbe- festigungsbolzen
						24.0220-3709.2 480220	Ø 203,0 x 48,5 / 204,3 + RLG / - ABS Ring / mit Radbe- festigungsbolzen
 Bremsbackensatz							
1.0 i	38	07/97→09/99	➔			03.0137-0337.2 650337	TRW Ø 180 x 32 + HEB
						03.0520-5519.3 695519	TRW Ø 180 x 32 Ø 19,05 + RZ / + Zub TopKit
1.3 i	36	06/98→11/08	➔	→ 01/00		03.0137-0337.2 650337	TRW Ø 180 x 32 + HEB
						03.0520-5519.3 695519	TRW Ø 180 x 32 Ø 19,05 + RZ / + Zub TopKit
			➔	02/00→		03.0137-0412.2 650412	AP Ø 180 x 32 + HEB
						03.0520-6219.3 696219	AP Ø 180 x 32 Ø 19,05 + RZ / + Zub TopKit
1.3 i	37	09/96→10/02	➔	11/96→ 01/00		03.0137-0337.2 650337	TRW Ø 180 x 32 + HEB
1.3 i	44	09/96→11/08				03.0520-5519.3 695519	TRW Ø 180 x 32 Ø 19,05 + RZ / + Zub TopKit
			➔	02/00→		03.0137-0412.2 650412	AP Ø 180 x 32 + HEB
						03.0520-6219.3 696219	AP Ø 180 x 32 Ø 19,05 + RZ / + Zub TopKit
1.3 i	51	08/02→11/08	➔			03.0137-0412.2 650412	AP Ø 180 x 32 + HEB
						03.0520-6219.3 696219	AP Ø 180 x 32 Ø 19,05 + RZ / + Zub TopKit
1.6 i	70	02/01→11/08	➔	08/03→		03.0137-0394.2 650394	Ø 203 x 38 + HEB
						03.0520-6319.3 696319	AP Ø 203 x 38 Ø 19,05 + RZ / + Zub TopKit
 Seilzug, Feststellbremse							
1.0 i	38	07/97→09/99	←	☒; Trommelbremse	1	24.3727-1800.2 581800	L= 312
			➔	☒; Trommelbremse	1	24.3727-0660.2 580660	L= 1.575 L2= 1.627
1.3 i	36	06/98→11/08	←	☒; → 11/06; Trommelbremse	1	24.3727-1800.2 581800	L= 312
			➔	☒; → 11/06; Trommelbremse	1	24.3727-0660.2 580660	L= 1.575 L2= 1.627
			➔	☒; 12/06→	1	24.3727-0666.2 580666	L= 1.575 L2= 1.627
1.3 i	37	09/96→10/02	←	☒; 11/96→; Trommelbremse	1	24.3727-1800.2 581800	L= 312
			➔	☒; 11/96→; Trommelbremse	1	24.3727-0660.2 580660	L= 1.575 L2= 1.627
1.3 i	44	09/96→11/08	←	☒; 11/96→ 11/06; Trommelbremse	1	24.3727-1800.2 581800	L= 312
			↓				














	kW			 	! #		
FORD - KA (RB_) 09/96→11/08							
 Seilzug, Feststellbremse							
1.3 i	44	09/96→11/08	➔	☒; 11/96→ 11/06; Trommelbremse	1	24.3727-0660.2 580660	L= 1.575 L2= 1.627
			➔	☒; 12/06→	1	24.3727-0666.2 580666	L= 1.575 L2= 1.627
1.6 i	70	02/01→11/08	➔	☒; 08/03→	1	24.3727-0665.2 580665	L= 1.575 L2= 1.627
FORD - KA (RU8) 10/08→							
 Radbremszylinder							
1.2	51	10/08→	➔	→ 05/10		24.3220-1108.3 020219	BDX Ø 20,64 GG
1.3 TDCi	55	10/08→	➔	06/10→		24.3220-1738.3 020545	Ø 20,64 ALU
Zubehörsatz, Bremsbacken							
1.2	51	10/08→	➔	06/10→		03.0137-9247.2 669247	AP
1.3 TDCi	55	10/08→	➔	→ 05/10		03.0137-9303.2 669303	BOS
 Bremstrommel							
1.2	51	10/08→	➔			24.0218-0011.1 480006	Ø 180,0 x 40 / 181,4
1.3 TDCi	55	10/08→	➔				
 Bremsbackensatz							
1.2	51	10/08→	➔	→ 05/10		03.0137-0462.2 650462	BOS Ø 180 x 32 + HEB
1.3 TDCi	55	10/08→	➔			03.0520-8220.3 698220	BOS Ø 180 x 32 Ø 20,64 + RZ / + Zub TopKit
			➔	06/10→		03.0137-0506.2 650506	Ø 180 x 32 + HEB
						03.0521-0520.3 690112	Ø 180 x 32 Ø 20,64 + RZ / + Zub TopKit
 Seilzug, Feststellbremse							
1.2	51	10/08→	➔	☐; Trommelbremse		24.3727-0670.2 580670	L= 1.402
1.3 TDCi	55	10/08→	➔	☒; Trommelbremse		24.3727-0671.2 580671	L= 1.450
FORD - KA+ (UK, FK) 08/14→							
 Radbremszylinder							
1.2	51	06/16→	➔			24.3219-1760.3 020529	Ø 19,05 ALU
1.2 Ti-VCT	63	06/16→	➔				
1.2	51	02/18→	➔		2	24.3219-1760.3 020529	Ø 19,05 ALU
1.2	63	02/18→	➔				
1.5 TDCi	70	02/18→	➔				
Zubehörsatz, Bremsbacken							
1.2	51	06/16→	➔			03.0137-9304.2 669304	
1.2	51	02/18→	➔				
1.2	63	02/18→	➔				
1.2 Ti-VCT	63	06/16→	➔				
1.5 TDCi	70	02/18→	➔				
 Bremsbackensatz							
1.2	51	06/16→	➔			03.0137-0497.2 650497	Ø 200 x 32 + HEB
1.2	51	02/18→	➔			03.0520-7619.3 697619	Ø 200 x 32 Ø 19,05 + RZ / + Zub TopKit
1.2	63	02/18→	➔				
1.2 Ti-VCT	63	06/16→	➔				
1.5 TDCi	70	02/18→	➔				
 Seilzug, Feststellbremse							
1.5 TDCi	70	02/18→	➔	☒; für Rechtslenker		24.3727-0679.2 580679	L= 408
FORD - KUGA I 02/08→11/12							
 Seilzug, Feststellbremse							
2.0 TDCi	100	03/08→11/12	➔	☒; 04/08→; Scheibenbremse	1	24.3727-0667.2 580667	L= 360
2.0 TDCi 4x4	100	03/08→11/12	➔	☒; 04/08→; Scheibenbremse	1	24.3727-0672.2 580672	L= 1.848 L2= 1.933
2.0 TDCi	103	03/10→11/12	➔	☒; Scheibenbremse	1	24.3727-0667.2 580667	L= 360
2.0 TDCi 4x4	103	03/10→11/12	➔	☒; Scheibenbremse	1	24.3727-0672.2 580672	L= 1.848 L2= 1.933
2.0 TDCi 4x4	120	03/10→11/12	➔	☒; Scheibenbremse	1	24.3727-0672.2 580672	L= 1.848 L2= 1.933
2.5	147	03/09→11/12	➔				
2.5 4x4	147	02/08→11/12	➔				
FORD - MAVERICK 02/01→							
Zubehörsatz, Bremsbacken							
2.0 16V	91	02/01→	➔	→ 06/07		03.0137-9262.2 669262	
↓							













	kw				! #		
FORD - MAVERICK 02/01→							
Zubehörsatz, Bremsbacken							
2.3 16V 3.0 V6 24V 3.0 V6 24V	110 145 149	03/04→ 02/01→ 03/04→	➔	→ 06/07		03.0137-9262.2 669262	
 Bremsbackensatz							
2.0 16V 2.3 16V 3.0 V6 24V 3.0 V6 24V	91 110 145 149	02/01→ 03/04→ 02/01→ 03/04→	➔	→ 06/07		03.0137-0416.2 650416	Ø 229 x 43 - HEB
 Seilzug, Feststellbremse							
2.0 16V 2.3 16V 3.0 V6 24V	91 110 145	02/01→ 03/04→ 02/01→	➔	⬆️; → 06/07; + Ganzbodenkonsole; Scheiben/Trommel	1	24.3727-0673.2 580673	L= 819
			➔	⬆️; → 06/07; - Ganzbodenkonsole; Scheiben/Trommel	1	24.3727-0674.2 580674	L= 988
3.0 V6 24V	149	03/04→	➔	⬆️; → 04/06; Scheibenbremse	1	24.3727-0675.2 580675	L= 1.081
			➔	⬆️; 05/06→ 06/07; Trommelbremse	1	24.3727-0675.2 580675	L= 1.081
FORD - MAVERICK (UDS, UNS) 02/93→04/98							
 Radbremszylinder							
2.4 i 2.4 i (UDS) 2.7 TD	87 85 92	09/96→04/98 09/96→04/98 09/96→04/98	➔	10/96→ 03/98; Türenanzahl: 2		24.3223-1709.3 020444	Ø 23,81 GG
2.4 i 2.7 TD	91 74	02/93→08/96 02/93→08/96	➔	Türenanzahl: 2		24.3222-1717.3 020443	Ø 22,2 GG
			➔	Türenanzahl: 4		24.3223-1709.3 020444	Ø 23,81 GG
Zubehörsatz, Bremsbacken							
2.4 i 2.4 i (UDS) 2.7 TD	87 85 92	09/96→04/98 09/96→04/98 09/96→04/98		10/96→ 03/98		03.0137-9169.2 669169	
2.4 i 2.7 TD	91 74	02/93→08/96 02/93→08/96				03.0137-9169.2 669169	
 Bremstrommel							
2.4 i 2.4 i (UDS) 2.7 TD	87 85 92	09/96→04/98 09/96→04/98 09/96→04/98	➔	10/96→ 03/98		24.0225-4014.1 480155	Ø 254,0 x 65 / 255,5
2.4 i 2.7 TD	91 74	02/93→08/96 02/93→08/96	➔			24.0225-4014.1 480155	Ø 254,0 x 65 / 255,5
 Bremsbackensatz							
2.4 i 2.4 i (UDS) 2.7 TD	87 85 92	09/96→04/98 09/96→04/98 09/96→04/98	➔	10/96→ 03/98		03.0137-0376.2 650376	Ø 254 x 58 + HEB
2.4 i 2.7 TD	91 74	02/93→08/96 02/93→08/96	➔			03.0137-0376.2 650376	Ø 254 x 58 + HEB
FORD - MONDEO I (GBP) 02/93→08/96							
 Radbremszylinder							
1.6 i 16V 1.8 i 16V 1.8 TD	65 82 66	07/94→08/96 07/94→08/96 10/95→08/96	➔			24.3222-1114.3 020269	Ø 22,2 GG
1.6 i 16V 1.8 i 16V 1.8 i 16V 4x4	66 85 85	02/93→08/96 02/93→08/96 02/93→08/96	➔	→ 05/94 06/94→		24.3220-1111.3 020222	Ø 20,64 GG
1.8 TD 2.0 i 16V	65 100	06/93→08/96 02/93→08/96	➔			24.3222-1114.3 020269	Ø 22,2 GG
Zubehörsatz, Bremsbacken							
1.6 i 16V 1.8 i 16V 1.8 TD	65 82 66	07/94→08/96 07/94→08/96 10/95→08/96	➔			03.0137-9177.2 669177	
1.6 i 16V 1.8 i 16V 1.8 i 16V 4x4	66 85 85	02/93→08/96 02/93→08/96 02/93→08/96	➔	→ 05/94 06/94→		03.0137-9153.2 669153	
1.8 TD 2.0 i 16V	65 100	06/93→08/96 02/93→08/96	➔			03.0137-9177.2 669177	
 Bremstrommel							
1.6 i 16V 1.8 i 16V 1.8 TD	65 82 66	07/94→08/96 07/94→08/96 10/95→08/96	➔			24.0220-3006.1 480062	Ø 203,0 x 49,3 / 204,5
1.6 i 16V 1.8 i 16V ↓	66 85	02/93→08/96 02/93→08/96	➔	06/94→		24.0220-3006.1 480062	Ø 203,0 x 49,3 / 204,5











	kw					! #		
FORD - MONDEO I (GBP) 02/93→08/96								
 Bremstrommel								
1.8 i 16V 4x4 1.8 TD 2.0 i 16V	85 65 100	02/93→08/96 06/93→08/96 02/93→08/96	➔	→ 05/94			24.0222-8014.1 480031	Ø 229,0 x 54 / 230,1
 Bremsbackensatz								
1.6 i 16V 1.8 i 16V 1.8 TD	65 82 66	07/94→08/96 07/94→08/96 10/95→08/96	➔				03.0137-0272.2 650272 03.0420-2122.3 682122	Ø 203 x 39 + HEB TRW Ø 203 x 39 Ø 22,2 + RZ / + Zub Kit
1.6 i 16V 1.8 i 16V 1.8 i 16V 4x4 1.8 TD 2.0 i 16V	66 85 85 65 100	02/93→08/96 02/93→08/96 02/93→08/96 06/93→08/96 02/93→08/96	➔	→ 05/94			03.0137-0253.2 650253 03.0520-2320.3 692320	Ø 228 x 45 + HEB TRW Ø 228 x 45 Ø 20,64 + RZ / + Zub TopKit
			➔	06/94→			03.0137-0272.2 650272 03.0420-2122.3 682122	Ø 203 x 39 + HEB TRW Ø 203 x 39 Ø 22,2 + RZ / + Zub Kit
 Seilzug, Feststellbremse								
1.6 i 16V 1.6 i 16V 1.8 i 16V 1.8 i 16V 1.8 i 16V 4x4 1.8 TD 1.8 TD 2.0 i 16V 2.0 i 16V 4x4 2.0 i 16V 4x4	65 66 82 85 85 65 66 100 97 100	07/94→08/96 02/93→08/96 07/94→08/96 02/93→08/96 02/93→08/96 06/93→08/96 10/95→08/96 02/93→08/96 12/94→08/96 04/93→08/96	←	⬆; Scheiben/Trommel	1	24.3727-0638.2 580638	L= 270	
			➔	⬇; Trommelbremse	2	24.3727-0639.2 580639	L= 1.611	
			➔	⬇; Scheibenbremse	2	24.3727-0644.2 580644	L= 1.462	
2.5 i 24V	125	07/94→08/96	←	⬆; 08/94→; Scheiben/Trommel	1	24.3727-0638.2 580638	L= 270	
			➔	⬇; 08/94→; Trommelbremse	2	24.3727-0639.2 580639	L= 1.611	
			➔	⬇; 08/94→; Scheibenbremse	2	24.3727-0644.2 580644	L= 1.462	
FORD - MONDEO I Stufenheck (GBP) 01/93→08/96								
 Radbremszylinder								
1.6 i 16V 1.8 TD	65 66	07/94→08/96 10/95→08/96	➔			24.3222-1114.3 020269	Ø 22,2 GG	
1.6 i 16V 1.8 i 16V 1.8 i 16V 1.8 TD	66 82 85 65	02/93→08/96 01/94→08/96 02/93→08/96 06/93→08/96	➔	→ 05/94 06/94→		24.3220-1111.3 020222 24.3222-1114.3 020269	Ø 20,64 GG Ø 22,2 GG	
Zubehörsatz, Bremsbacken								
1.6 i 16V 1.8 TD	65 66	07/94→08/96 10/95→08/96	➔			03.0137-9177.2 669177		
1.6 i 16V 1.8 i 16V 1.8 i 16V 1.8 TD	66 82 85 65	02/93→08/96 01/94→08/96 02/93→08/96 06/93→08/96	➔	→ 05/94 06/94→		03.0137-9153.2 669153 03.0137-9177.2 669177		
 Bremstrommel								
1.6 i 16V 1.8 TD	65 66	07/94→08/96 10/95→08/96	➔			24.0220-3006.1 480062	Ø 203,0 x 49,3 / 204,5	
1.6 i 16V 1.8 i 16V 1.8 i 16V 1.8 TD	66 82 85 65	02/93→08/96 01/94→08/96 02/93→08/96 06/93→08/96	➔	06/94→ → 05/94		24.0220-3006.1 480062 24.0222-8014.1 480031	Ø 203,0 x 49,3 / 204,5 Ø 229,0 x 54 / 230,1	
 Bremsbackensatz								
1.6 i 16V 1.8 TD	65 66	07/94→08/96 10/95→08/96	➔			03.0137-0272.2 650272 03.0420-2122.3 682122	Ø 203 x 39 + HEB TRW Ø 203 x 39 Ø 22,2 + RZ / + Zub Kit	
1.6 i 16V 1.8 i 16V 1.8 i 16V 1.8 TD	66 82 85 65	02/93→08/96 01/94→08/96 02/93→08/96 06/93→08/96	➔	→ 05/94		03.0137-0253.2 650253 03.0520-2320.3 692320	Ø 228 x 45 + HEB TRW Ø 228 x 45 Ø 20,64 + RZ / + Zub TopKit	
			➔	06/94→		03.0137-0272.2 650272 03.0420-2122.3 682122	Ø 203 x 39 + HEB TRW Ø 203 x 39 Ø 22,2 + RZ / + Zub Kit	
 Seilzug, Feststellbremse								
1.6 i 16V 1.6 i 16V 1.8 i 16V 1.8 i 16V 1.8 TD 1.8 TD	65 66 82 85 65 66	07/94→08/96 02/93→08/96 01/94→08/96 02/93→08/96 06/93→08/96 10/95→08/96	←	⬆; Scheiben/Trommel	1	24.3727-0638.2 580638	L= 270	
			➔	⬇; Trommelbremse	2	24.3727-0639.2 580639	L= 1.611	
			➔	⬇; Scheibenbremse	2	24.3727-0644.2 580644	L= 1.462	












	kw				! #		
FORD - MONDEO I Stufenheck (GBP) 01/93→08/96							
 Seilzug, Feststellbremse							
2.0 i 16V 4x4	97	12/94→08/96	←	↑; Scheiben/Trommel	1	24.3727-0638.2 580638	L= 270
			→	↓; Trommelbremse	2	24.3727-0639.2 580639	L= 1.611
			→	↓; Scheibenbremse	2	24.3727-0644.2 580644	L= 1.462
2.5 i 24V	125	07/94→08/96	←	↑; 08/94→; Scheiben/Trommel	1	24.3727-0638.2 580638	L= 270
			→	↓; 08/94→; Trommelbremse	2	24.3727-0639.2 580639	L= 1.611
			→	↓; 08/94→; Scheibenbremse	2	24.3727-0644.2 580644	L= 1.462
FORD - MONDEO I Turnier (BNP) 01/93→08/96							
 Radbremszylinder							
1.6 i 16V	65	07/94→08/96	→			24.3222-1116.3 020271	Ø 22,2 GG
1.6 i 16V	66	04/93→08/96					
1.8 i 16V	82	07/94→08/96					
1.8 i 16V	85	04/93→08/96					
1.8 i 16V 4x4	85	04/93→08/96					
1.8 TD	65	06/93→08/96					
1.8 TD	66	11/95→08/96					
2.0 i 16V	100	04/93→08/96					
Zubehörsatz, Bremsbacken							
1.6 i 16V	65	07/94→08/96	→			03.0137-9153.2 669153	
1.6 i 16V	66	04/93→08/96					
1.8 i 16V	82	07/94→08/96					
1.8 i 16V	85	04/93→08/96					
1.8 i 16V 4x4	85	04/93→08/96					
1.8 TD	65	06/93→08/96					
1.8 TD	66	11/95→08/96					
2.0 i 16V	100	04/93→08/96					
 Bremstrommel							
1.6 i 16V	65	07/94→08/96	→			24.0222-8014.1 480031	Ø 229,0 x 54 / 230,1
1.6 i 16V	66	04/93→08/96					
1.8 i 16V	82	07/94→08/96					
1.8 i 16V	85	04/93→08/96					
1.8 i 16V 4x4	85	04/93→08/96					
1.8 TD	65	06/93→08/96					
1.8 TD	66	11/95→08/96					
2.0 i 16V	100	04/93→08/96					
 Bremsbackensatz							
1.6 i 16V	65	07/94→08/96	→			03.0137-0253.2 650253	Ø 228 x 45 + HEB
1.6 i 16V	66	04/93→08/96				03.0520-2222.3 692222	TRW Ø 228 x 45 Ø 22,2 + RZ / + Zub TopKit
1.8 i 16V	82	07/94→08/96					
1.8 i 16V	85	04/93→08/96					
1.8 i 16V 4x4	85	04/93→08/96					
1.8 TD	65	06/93→08/96					
1.8 TD	66	11/95→08/96					
2.0 i 16V	100	04/93→08/96					
 Seilzug, Feststellbremse							
1.6 i 16V	65	07/94→08/96	←	↑; Scheiben/Trommel	1	24.3727-0638.2 580638	L= 270
1.6 i 16V	66	04/93→08/96	→	↓; Trommelbremse	2	24.3727-0639.2 580639	L= 1.611
1.8 i 16V	82	07/94→08/96	→	↓; Scheibenbremse	2	24.3727-0641.2 580641	L= 1.647
1.8 i 16V	85	04/93→08/96					
1.8 i 16V 4x4	85	04/93→08/96					
1.8 TD	65	06/93→08/96					
1.8 TD	66	11/95→08/96					
2.0 i 16V	100	04/93→08/96					
2.0 i 16V 4x4	97	12/94→08/96	←	↑; Scheiben/Trommel	1	24.3727-0638.2 580638	L= 270
2.0 i 16V 4x4	100	04/93→08/96	→	↓; Trommelbremse	2	24.3727-0639.2 580639	L= 1.611
			→	↓; Scheibenbremse	2	24.3727-0644.2 580644	L= 1.462
2.5 i 24V	125	07/94→08/96	←	↑; 08/94→; Scheiben/Trommel	1	24.3727-0638.2 580638	L= 270
			→	↓; 08/94→; Trommelbremse	2	24.3727-0639.2 580639	L= 1.611
			→	↓; 08/94→; Scheibenbremse	2	24.3727-0641.2 580641	L= 1.647
FORD - MONDEO II (BAP) 08/96→09/00							
 Radbremszylinder							
1.6 i	66	08/96→09/00	→	10/96→		24.3222-1114.3 020269	Ø 22,2 GG
1.8 i	85	08/96→09/00					
1.8 TD	66	08/96→09/00					
1.6 i 16V	70	05/98→09/00	→			24.3222-1114.3 020269	Ø 22,2 GG
2.0 i	96	08/96→09/00	→	10/96→		24.3220-1111.3 020222	Ø 20,64 GG
↓							














	kw				! #		
FORD - MONDEO II (BAP) 08/96→09/00							
Zubehörsatz, Bremsbacken							
1.6 i	66	08/96→09/00	➔	10/96→		03.0137-9177.2	669177
1.8 i	85	08/96→09/00					
1.8 TD	66	08/96→09/00					
1.6 i 16V	70	05/98→09/00	➔			03.0137-9177.2	669177
2.0 i	96	08/96→09/00	➔	10/96→		03.0137-9153.2	669153
 Bremstrommel							
1.6 i	66	08/96→09/00	➔	10/96→		24.0220-3006.1	480062
1.8 i	85	08/96→09/00					
1.8 TD	66	08/96→09/00					
1.6 i 16V	70	05/98→09/00	➔			24.0220-3006.1	480062
2.0 i	96	08/96→09/00	➔	10/96→		24.0222-8014.1	480031
 Bremsbackensatz							
1.6 i	66	08/96→09/00	➔	10/96→		03.0137-0272.2	650272
1.8 i	85	08/96→09/00				03.0420-2122.3	682122
1.8 TD	66	08/96→09/00					
1.6 i 16V	70	05/98→09/00	➔			03.0137-0272.2	650272
						03.0420-2122.3	682122
2.0 i	96	08/96→09/00	➔	10/96→		03.0137-0253.2	650253
						03.0520-2320.3	692320
 Seilzug, Feststellbremse							
1.6 i	66	08/96→09/00	➔	⬆; 10/96→; Scheiben/Trommel	1	24.3727-0638.2	580638
1.8 i	85	08/96→09/00	➔	⬆; 10/96→; Trommelbremse	2	24.3727-0639.2	580639
1.8 TD	66	08/96→09/00	➔	⬆; 10/96→; Trommelbremse	2	24.3727-0639.2	580639
2.0 i	96	08/96→09/00	➔	⬆; 10/96→; Scheibenbremse	2	24.3727-0644.2	580644
2.5 24V	125	08/96→09/00	➔	⬆; 10/96→; Scheibenbremse	2	24.3727-0644.2	580644
1.6 i 16V	70	05/98→09/00	➔	⬆; Scheiben/Trommel	1	24.3727-0638.2	580638
2.5 24V	125	06/00→09/00	➔	⬆; Trommelbremse	2	24.3727-0639.2	580639
			➔	⬆; Scheibenbremse	2	24.3727-0644.2	580644
2.5 ST 200	151	05/99→09/00	➔	⬆; Kombi; Scheiben/Trommel	1	24.3727-0638.2	580638
			➔	⬆; Limousine; Scheiben/Trommel	1	24.3727-0638.2	580638
			➔	⬆; Kombi; Trommelbremse	2	24.3727-0639.2	580639
			➔	⬆; Limousine; Trommelbremse	2	24.3727-0639.2	580639
			➔	⬆; Kombi; Scheibenbremse	2	24.3727-0641.2	580641
			➔	⬆; Limousine; Scheibenbremse	2	24.3727-0644.2	580644
FORD - MONDEO II Stufenheck (BFP) 08/96→09/00							
 Radbremszylinder							
1.6 i	66	08/96→09/00	➔	10/96→		24.3222-1114.3	020269
1.8 i	85	08/96→09/00					
1.8 TD	66	08/96→09/00					
1.6 i 16V	70	05/98→09/00	➔			24.3222-1114.3	020269
2.0 i	96	08/96→09/00	➔	10/96→		24.3220-1111.3	020222
Zubehörsatz, Bremsbacken							
1.6 i	66	08/96→09/00	➔	10/96→		03.0137-9177.2	669177
1.8 i	85	08/96→09/00					
1.8 TD	66	08/96→09/00					
1.6 i 16V	70	05/98→09/00	➔			03.0137-9177.2	669177
2.0 i	96	08/96→09/00	➔	10/96→		03.0137-9153.2	669153
 Bremstrommel							
1.6 i	66	08/96→09/00	➔	10/96→		24.0220-3006.1	480062
1.8 i	85	08/96→09/00					
1.8 TD	66	08/96→09/00					
1.6 i 16V	70	05/98→09/00	➔			24.0220-3006.1	480062
2.0 i	96	08/96→09/00	➔	10/96→		24.0222-8014.1	480031
 Bremsbackensatz							
1.6 i	66	08/96→09/00	➔	10/96→		03.0137-0272.2	650272
1.8 i	85	08/96→09/00					
↓							


















	kw					! #		
FORD - MONDEO II Stufenheck (BFP) 08/96→09/00								
 Bremsbackensatz								
1.8 TD	66	08/96→09/00	➡	10/96→			03.0420-2122.3 682122	TRW Ø 203 x 39 Ø 22,2 + RZ / + Zub Kit
1.6 i 16V	70	05/98→09/00	➡				03.0137-0272.2 650272 03.0420-2122.3 682122	Ø 203 x 39 + HEB TRW Ø 203 x 39 Ø 22,2 + RZ / + Zub Kit
2.0 i	96	08/96→09/00	➡	10/96→			03.0137-0253.2 650253 03.0520-2320.3 692320	Ø 228 x 45 + HEB TRW Ø 228 x 45 Ø 20,64 + RZ / + Zub TopKit
 Seilzug, Feststellbremse								
1.6 i	66	08/96→09/00	←	⬆; 10/96→; Scheiben/Trommel	1	24.3727-0638.2 580638	L= 270	
1.8 i	85	08/96→09/00	➡	⬇; 10/96→; Trommelbremse	2	24.3727-0639.2 580639	L= 1.611	
1.8 TD	66	08/96→09/00	➡	⬇; 10/96→; Trommelbremse	2	24.3727-0639.2 580639	L= 1.611	
2.0 i	96	08/96→09/00	➡	⬇; 10/96→; Scheibenbremse	2	24.3727-0644.2 580644	L= 1.462	
2.5 24V	125	08/96→09/00	➡	⬇; 10/96→; Scheibenbremse	2	24.3727-0644.2 580644	L= 1.462	
1.6 i 16V	70	05/98→09/00	←	⬆; Scheiben/Trommel	1	24.3727-0638.2 580638	L= 270	
2.5 24V	125	06/00→09/00	➡	⬇; Trommelbremse	2	24.3727-0639.2 580639	L= 1.611	
			➡	⬇; Scheibenbremse	2	24.3727-0644.2 580644	L= 1.462	
2.5 ST 200	151	05/99→09/00	←	⬆; Kombi; Scheiben/Trommel	1	24.3727-0638.2 580638	L= 270	
			←	⬆; Limousine; Scheiben/Trommel	1	24.3727-0638.2 580638	L= 270	
			➡	⬇; Kombi; Trommelbremse	2	24.3727-0639.2 580639	L= 1.611	
			➡	⬇; Limousine; Trommelbremse	2	24.3727-0639.2 580639	L= 1.611	
			➡	⬇; Kombi; Scheibenbremse	2	24.3727-0641.2 580641	L= 1.647	
			➡	⬇; Limousine; Scheibenbremse	2	24.3727-0644.2 580644	L= 1.462	
FORD - MONDEO II Turnier (BNP) 08/96→09/00								
 Radbremszylinder								
1.6 i	66	08/96→09/00	➡	10/96→		24.3222-1116.3 020271	Ø 22,2 GG	
1.8 i	85	08/96→09/00	➡					
1.6 i 16V	70	05/98→09/00	➡			24.3222-1116.3 020271	Ø 22,2 GG	
Zubehörsatz, Bremsbacken								
1.6 i	66	08/96→09/00	➡	10/96→		03.0137-9153.2 669153		
1.8 i	85	08/96→09/00	➡					
1.6 i 16V	70	05/98→09/00	➡			03.0137-9153.2 669153		
 Bremstrommel								
1.6 i	66	08/96→09/00	➡	10/96→		24.0222-8014.1 480031	Ø 229,0 x 54 / 230,1	
1.8 i	85	08/96→09/00	➡					
1.6 i 16V	70	05/98→09/00	➡			24.0222-8014.1 480031	Ø 229,0 x 54 / 230,1	
 Bremsbackensatz								
1.6 i	66	08/96→09/00	➡	10/96→		03.0137-0253.2 650253	Ø 228 x 45 + HEB	
1.8 i	85	08/96→09/00	➡			03.0520-2222.3 692222	TRW Ø 228 x 45 Ø 22,2 + RZ / + Zub TopKit	
1.6 i 16V	70	05/98→09/00	➡			03.0137-0253.2 650253 03.0520-2222.3 692222	Ø 228 x 45 + HEB TRW Ø 228 x 45 Ø 22,2 + RZ / + Zub TopKit	
 Seilzug, Feststellbremse								
1.6 i	66	08/96→09/00	←	⬆; 10/96→; Scheiben/Trommel	1	24.3727-0638.2 580638	L= 270	
1.8 i	85	08/96→09/00	➡	⬇; 10/96→; Trommelbremse	2	24.3727-0639.2 580639	L= 1.611	
1.8 TD	66	08/96→09/00	➡	⬇; 10/96→; Trommelbremse	2	24.3727-0639.2 580639	L= 1.611	
2.0 i	96	08/96→09/00	➡	⬇; 10/96→; Scheibenbremse	2	24.3727-0641.2 580641	L= 1.647	
2.5 24V	125	08/96→09/00	➡	⬇; 10/96→; Scheibenbremse	2	24.3727-0641.2 580641	L= 1.647	
1.6 i 16V	70	05/98→09/00	←	⬆; Scheiben/Trommel	1	24.3727-0638.2 580638	L= 270	
2.5 24V	125	10/99→09/00	➡	⬇; Trommelbremse	2	24.3727-0639.2 580639	L= 1.611	
			➡	⬇; Scheibenbremse	2	24.3727-0641.2 580641	L= 1.647	
2.5 ST 200	151	05/99→09/00	←	⬆; Kombi; Scheiben/Trommel	1	24.3727-0638.2 580638	L= 270	
			←	⬆; Limousine; Scheiben/Trommel	1	24.3727-0638.2 580638	L= 270	
			➡	⬇; Kombi; Trommelbremse	2	24.3727-0639.2 580639	L= 1.611	
			➡	⬇; Limousine; Trommelbremse	2	24.3727-0639.2 580639	L= 1.611	
			➡	⬇; Kombi; Scheibenbremse	2	24.3727-0641.2 580641	L= 1.647	
			➡	⬇; Limousine; Scheibenbremse	2	24.3727-0644.2 580644	L= 1.462	











	kw			 	! #		
FORD - MONDEO III (B5Y) 10/00→03/07							
 Seilzug, Feststellbremse							
1.8 16V	81	10/00→03/07	➔	⬇; Scheibenbremse	2	24.3727-0647.2 580647	L= 1.735
1.8 16V	92	10/00→03/07					
1.8 Sci	96	06/03→03/07					
2.0 16V	107	10/00→03/07					
2.0 16V DI / TDDi / TDCi	66	10/00→03/07					
2.0 16V TDDi / TDCi	85	10/00→03/07					
2.0 TDCi	96	10/01→03/07					
2.2 TDCi	114	09/04→03/07					
2.5 V6 24V	125	10/00→03/07					
3.0 V6 24V	150	09/04→03/07					
ST220	166	04/02→03/07					
FORD - MONDEO III Stufenheck (B4Y) 10/00→09/07							
 Seilzug, Feststellbremse							
1.8 16V	81	10/00→03/07	➔	⬇; Scheibenbremse	2	24.3727-0647.2 580647	L= 1.735
1.8 16V	92	10/00→03/07					
1.8 Sci	96	06/03→03/07					
2.0 16V	107	10/00→03/07					
2.0 16V DI / TDDi / TDCi	66	10/00→03/07					
2.0 16V TDDi / TDCi	85	10/00→03/07					
2.0 TDCi	96	10/01→03/07					
2.2 TDCi	114	09/04→03/07					
2.5 V6 24V	125	10/00→03/07					
3.0 V6 24V	150	09/04→03/07					
ST220	166	04/02→03/07					
FORD - MONDEO III Turnier (BWY) 10/00→03/07							
 Seilzug, Feststellbremse							
1.8 16V	81	10/00→03/07	➔	⬇; Scheibenbremse	2	24.3727-0648.2 580648	L= 1.722
1.8 16V	92	10/00→03/07					
1.8 Sci	96	06/03→03/07					
2.0 16V	107	10/00→03/07					
2.0 16V DI / TDDi / TDCi	66	10/00→03/07					
2.0 16V TDDi / TDCi	85	10/00→03/07					
2.0 TDCi	96	10/01→03/07					
2.2 TDCi	110	09/04→03/07					
2.2 TDCi	114	09/04→03/07					
2.5 V6 24V	125	10/00→03/07					
3.0 V6 24V	150	09/04→03/07					
ST220	166	04/02→03/07					
FORD - MONDEO IV (BA7) 03/07→01/15							
 Seilzug, Feststellbremse							
1.6 EcoBoost	118	02/11→01/15	➔	☐; → 09/14; - eFSB; Scheibenbremse		24.3727-0676.2 580676	L= 2.078
1.6 TDCi	85	02/11→01/15					
1.6 Ti	88	07/10→01/15	➔	☐; → 09/14; - eFSB		24.3727-0677.2 580677	L= 2.071
1.8 TDCi	92	06/07→01/15					
2.0 EcoBoost	176	07/10→01/15					
2.0 Flexifuel	107	03/09→01/15					
2.0 LPG	107	07/09→01/15					
2.0 SCTi	149	03/10→01/15					
2.0 TDCi	85	11/07→01/15					
2.0 TDCi	100	03/07→12/14					
2.0 TDCi	120	03/10→01/15					
2.3	118	07/07→01/15					
1.6 Ti	81	03/07→01/15	➔	☐; 04/07→ 09/14; - eFSB; Scheibenbremse		24.3727-0676.2 580676	L= 2.078
1.6 Ti	92	03/07→01/15					
1.8 TDCi	74	03/07→01/15	➔	☐; 04/07→ 09/14; - eFSB		24.3727-0677.2 580677	L= 2.071
2.0	107	03/07→01/15					
2.0 TDCi	96	03/07→01/15					
2.0 TDCi	103	03/07→01/15					
2.5	162	03/07→01/15					
2.2 TDCi	129	03/08→10/10	➔	☐; 04/08→; - eFSB; Scheibenbremse		24.3727-0676.2 580676	L= 2.078
			➔	☐; 04/08→; - eFSB		24.3727-0677.2 580677	L= 2.071
2.2 TDCi	147	07/10→01/15	➔	☐; 11/10→ 09/14; - eFSB; Scheibenbremse		24.3727-0676.2 580676	L= 2.078
			➔	☐; 11/10→ 09/14; - eFSB		24.3727-0677.2 580677	L= 2.071
FORD - MONDEO IV Stufenheck (BA7) 03/07→01/15							
 Seilzug, Feststellbremse							
1.6 EcoBoost	118	11/10→01/15	➔	☐; 02/11→ 09/14; - eFSB; Scheibenbremse		24.3727-0676.2 580676	L= 2.078
1.6 TDCi	85	12/10→01/15					
			➔	☐; 02/11→ 09/14; - eFSB		24.3727-0677.2 580677	L= 2.071
1.6 Ti	81	03/07→01/15	➔	☐; 04/07→ 09/14; - eFSB; Scheibenbremse		24.3727-0676.2 580676	L= 2.078
1.6 Ti	92	03/07→01/15					
1.8 TDCi	74	03/07→01/15					








	kw			 	! #		
FORD - MONDEO IV Stufenheck (BA7) 03/07→01/15							
 Seilzug, Feststellbremse							
2.0 2.0 TDCi 2.0 TDCi 2.5	107 96 103 162	03/07→01/15 03/07→01/15 03/07→01/15 03/07→01/15	➡	☐; 04/07→09/14; - eFSB		24.3727-0677.2 580677	L= 2.071
1.6 Ti 1.8 TDCi 2.0 Flexifuel	88 92 107	03/10→01/15 06/07→01/15 03/09→01/15	➡	☐; → 09/14; - eFSB; Scheibenbremse		24.3727-0676.2 580676	L= 2.078
2.0 LPG 2.0 SCTi 2.0 TDCi 2.0 TDCi 2.3	107 149 85 120 118	07/09→01/15 03/10→01/15 11/07→01/15 03/10→01/15 07/07→01/15	➡	☐; → 09/14; - eFSB		24.3727-0677.2 580677	L= 2.071
2.0 TDCi	100	08/08→12/14	➡	☐; - eFSB; Scheibenbremse		24.3727-0676.2 580676	L= 2.078
			➡	☐; - eFSB		24.3727-0677.2 580677	L= 2.071
2.2 TDCi	129	03/08→10/10	➡	☐; 04/08→; - eFSB; Scheibenbremse		24.3727-0676.2 580676	L= 2.078
			➡	☐; 04/08→; - eFSB		24.3727-0677.2 580677	L= 2.071
2.2 TDCi	147	10/10→01/15	➡	☐; 11/10→09/14; - eFSB; Scheibenbremse		24.3727-0676.2 580676	L= 2.078
			➡	☐; 11/10→09/14; - eFSB		24.3727-0677.2 580677	L= 2.071
FORD - MONDEO IV Turnier (BA7) 03/07→01/15							
 Seilzug, Feststellbremse							
1.6 EcoBoost 1.6 TDCi 1.6 Ti	118 85 88	02/11→01/15 02/11→01/15 07/10→01/15	➡	☐; → 09/14; - eFSB; Scheibenbremse		24.3727-0676.2 580676	L= 2.078
2.0 EcoBoost 2.0 Flexifuel 2.0 LPG 2.0 SCTi 2.0 TDCi 2.0 TDCi 2.0 TDCi 2.3	176 107 107 149 85 100 120 118	07/10→01/15 03/09→01/15 07/09→01/15 03/10→01/15 11/07→01/15 03/07→12/14 03/10→01/15 07/07→01/15	➡	☐; → 09/14; - eFSB		24.3727-0677.2 580677	L= 2.071
1.6 Ti 1.6 Ti 1.8 TDCi 2.0 TDCi 2.5	81 92 74 96 162	03/07→12/12 03/07→12/10 03/07→12/12 03/07→12/12 03/07→12/12	➡	☐; 04/07→; - eFSB; Scheibenbremse		24.3727-0676.2 580676	L= 2.078
			➡	☐; 04/07→; - eFSB		24.3727-0677.2 580677	L= 2.071
1.8 TDCi	92	06/07→12/12	➡	☐; - eFSB; Scheibenbremse		24.3727-0676.2 580676	L= 2.078
			➡	☐; - eFSB		24.3727-0677.2 580677	L= 2.071
2.0 2.0 TDCi	107 103	03/07→01/15 03/07→01/15	➡	☐; 04/07→09/14; - eFSB; Scheibenbremse		24.3727-0676.2 580676	L= 2.078
			➡	☐; 04/07→09/14; - eFSB		24.3727-0677.2 580677	L= 2.071
2.2 TDCi	129	03/08→10/10	➡	☐; 04/08→; - eFSB; Scheibenbremse		24.3727-0676.2 580676	L= 2.078
			➡	☐; 04/08→; - eFSB		24.3727-0677.2 580677	L= 2.071
2.2 TDCi	147	07/10→01/15	➡	☐; 11/10→09/14; - eFSB; Scheibenbremse		24.3727-0676.2 580676	L= 2.078
			➡	☐; 11/10→09/14; - eFSB		24.3727-0677.2 580677	L= 2.071
FORD - PUMA (EC_) 03/97→06/02							
 Radbremszylinder							
1.4 16V	66	11/97→10/00	➡	02/98→01/00		24.3217-1715.3 020463	TRW Ø 17,78 GG
			➡	02/00→		24.3219-1735.3 020464	Ø 19,05 ALU
1.6 16V	76	08/00→06/02	➡	→ 12/01		24.3219-1735.3 020464	Ø 19,05 ALU
1.7 16V	92	03/97→06/02	➡	06/97→01/00		24.3217-1715.3 020463	TRW Ø 17,78 GG
			➡	02/00→12/01		24.3219-1735.3 020464	Ø 19,05 ALU
Zubehörsatz, Bremsbacken							
1.4 16V	66	11/97→10/00	➡	02/98→01/00		03.0137-9217.2 669217	TRW
			➡	02/00→		03.0137-9259.2 669259	
1.6 16V	76	08/00→06/02	➡	→ 12/01		03.0137-9259.2 669259	
1.7 16V	92	03/97→06/02	➡	06/97→01/00		03.0137-9217.2 669217	TRW
			➡	02/00→12/01		03.0137-9259.2 669259	
↓							













	kw			 	! #		
FORD - PUMA (EC_) 03/97→06/02							
 Bremstrommel							
1.4 16V	66	11/97→10/00	➡	02/98→ 01/00		24.0218-0024.2 480079	Ø 180,0 x 44 / 181,3 - RLG / - ABS Ring / mit Radbefestigungsbolzen
					24.0218-0724.2 480206	Ø 180,0 x 44 / 181,3 + RLG / - ABS Ring / mit Radbefestigungsbolzen	
			➡	02/00→		24.0220-3009.2 480080	Ø 203,0 x 48,5 / 204,3 - RLG / - ABS Ring / mit Radbefestigungsbolzen
					24.0220-3709.2 480220	Ø 203,0 x 48,5 / 204,3 + RLG / - ABS Ring / mit Radbefestigungsbolzen	
1.6 16V	76	08/00→06/02	➡	→ 12/01		24.0220-3009.2 480080	Ø 203,0 x 48,5 / 204,3 - RLG / - ABS Ring / mit Radbefestigungsbolzen
					24.0220-3709.2 480220	Ø 203,0 x 48,5 / 204,3 + RLG / - ABS Ring / mit Radbefestigungsbolzen	
1.7 16V	92	03/97→06/02	➡	06/97→ 01/00		24.0218-0024.2 480079	Ø 180,0 x 44 / 181,3 - RLG / - ABS Ring / mit Radbefestigungsbolzen
					24.0218-0724.2 480206	Ø 180,0 x 44 / 181,3 + RLG / - ABS Ring / mit Radbefestigungsbolzen	
			➡	02/00→ 12/01		24.0220-3009.2 480080	Ø 203,0 x 48,5 / 204,3 - RLG / - ABS Ring / mit Radbefestigungsbolzen
					24.0220-3709.2 480220	Ø 203,0 x 48,5 / 204,3 + RLG / - ABS Ring / mit Radbefestigungsbolzen	
 Bremsbackensatz							
1.4 16V	66	11/97→10/00	➡	02/98→ 01/00		03.0137-0337.2 650337	TRW Ø 180 x 32 + HEB
					03.0520-3617.3 693617	TRW Ø 180 x 32 Ø 17,78 + RZ / + Zub TopKit	
			➡	02/00→		03.0137-0394.2 650394	Ø 203 x 38 + HEB
					03.0520-6319.3 696319	AP Ø 203 x 38 Ø 19,05 + RZ / + Zub TopKit	
1.6 16V	76	08/00→06/02	➡	→ 12/01		03.0137-0394.2 650394	Ø 203 x 38 + HEB
					03.0520-6319.3 696319	AP Ø 203 x 38 Ø 19,05 + RZ / + Zub TopKit	
1.7 16V	92	03/97→06/02	➡	06/97→ 01/00		03.0137-0337.2 650337	TRW Ø 180 x 32 + HEB
					03.0520-3617.3 693617	TRW Ø 180 x 32 Ø 17,78 + RZ / + Zub TopKit	
			➡	02/00→ 12/01		03.0137-0394.2 650394	Ø 203 x 38 + HEB
					03.0520-6319.3 696319	AP Ø 203 x 38 Ø 19,05 + RZ / + Zub TopKit	
 Seilzug, Feststellbremse							
1.4 16V	66	11/97→10/00	←	⬆; 02/98→ 11/98; Trommelbremse	1	24.3727-1800.2 581800	L= 312
			←	⬆; 12/98→; Trommelbremse	1	24.3727-1800.2 581800	L= 312
			➡	⬇; 12/98→	1	24.3727-0660.2 580660	L= 1.575 L2= 1.627
			➡	⬇; 02/98→ 11/98; Trommelbremse	1	24.3727-0660.2 580660	L= 1.575 L2= 1.627
1.6 16V	76	08/00→06/02	←	⬆; → 12/01; Trommelbremse	1	24.3727-1800.2 581800	L= 312
			➡	⬇; → 12/01	1	24.3727-0660.2 580660	L= 1.575 L2= 1.627
1.7 16V	92	03/97→06/02	←	⬆; 12/98→ 12/01; Trommelbremse	1	24.3727-1800.2 581800	L= 312
			←	⬆; 06/97→ 11/98; Trommelbremse	1	24.3727-1800.2 581800	L= 312
			➡	⬇; 06/97→ 11/98; Trommelbremse	1	24.3727-0660.2 580660	L= 1.575 L2= 1.627
			➡	⬇; 12/98→ 12/01	1	24.3727-0660.2 580660	L= 1.575 L2= 1.627
FORD - RANGER (ER, EQ, R_) 04/97→06/09							
 Radbremszylinder							
2.5 D	57	10/99→04/02	➡			24.3223-1711.3 020570	Ø 23,81 GG
2.5 D 4x4	57	10/99→04/02					
2.5 TD	62	04/02→06/06					
2.5 TD 4x4	62	04/02→06/06					
2.5 TD 4x4	80	10/99→06/06					












	kw			 	! #		
FORD - RANGER (ET) 01/05→07/12							
 Radbremszylinder							
2.5 TDCi 4x4	105	05/06→07/12	➔	04/10→ 10/11		24.3223-1711.3 020570	Ø 23,81 GG
2.5 TDi	105	05/06→07/12					
3.0 TDCi	115	05/06→07/12					
3.0 TDCi 4x4	115	05/06→07/12					
FORD - RANGER (TKE) 04/11→							
 Radbremszylinder							
2.0 EcoBlue 4x4	96	03/19→	➔		2	24.3220-1749.3 020589	Ø 20,64 GG
2.0 EcoBlue 4x4	125	03/19→					
2.0 EcoBlue 4x4	157	09/18→					
2.2 TDCi	88	04/11→	➔	11/11→; + ABS		24.3220-1749.3 020589	Ø 20,64 GG
2.2 TDCi	92	04/11→	➔	11/11→; - ABS		24.3223-1711.3 020570	Ø 23,81 GG
2.2 TDCi 4x4	92	04/11→					
2.2 TDCi 4x4	110	04/11→					
3.2 TDCi 4x4	147	04/11→					
2.2 TDCi	96	05/15→	➔	+ ABS		24.3220-1749.3 020589	Ø 20,64 GG
2.2 TDCi	110	11/11→	➔	- ABS		24.3223-1711.3 020570	Ø 23,81 GG
2.2 TDCi	118	05/15→					
2.2 TDCi 4x4	96	05/15→					
2.2 TDCi 4x4	118	05/15→					
 Bremsbackensatz							
2.0 EcoBlue 4x4	96	03/19→	➔	für Fahrzeuge mit Trommelbremse an der Hinterachse		03.0137-0519.2 650519	Ø 294 x 56 - HEB
2.0 EcoBlue 4x4	125	03/19→					
2.0 EcoBlue 4x4	157	09/18→					
2.2 TDCi	88	04/11→	➔	11/11→; + verbesserte Lage / + verbess. Fzg.Höhe		03.0137-0519.2 650519	Ø 294 x 56 - HEB
2.2 TDCi	92	04/11→					
2.2 TDCi 4x4	92	04/11→					
2.2 TDCi 4x4	110	04/11→					
3.2 TDCi 4x4	147	04/11→					
2.2 TDCi	96	05/15→	➔	+ verbesserte Lage / + verbess. Fzg.Höhe		03.0137-0519.2 650519	Ø 294 x 56 - HEB
2.2 TDCi	110	11/11→					
2.2 TDCi	118	05/15→					
2.2 TDCi 4x4	96	05/15→					
2.2 TDCi 4x4	118	05/15→					
FORD - SCORPIO II (GFR, GGR) 10/94→08/98							
 Seilzug, Feststellbremse							
2.0 i	85	10/94→08/98	➔	☑; → 12/95; Scheibenbremse	1	24.3727-0642.2 580642	L= 3.760
2.0 i 16V	100	10/94→08/98					
2.5 TD	85	10/94→08/98					
2.9 i	110	02/95→08/98					
2.9 i 24V	152	10/94→08/98					
FORD - SCORPIO II Turnier (GNR, GGR) 10/94→08/98							
 Seilzug, Feststellbremse							
2.0 i	85	10/94→08/98	➔	☑; → 12/95; Scheibenbremse	1	24.3727-0642.2 580642	L= 3.760
2.0 i 16V	100	10/94→08/98					
2.5 TD	85	10/94→08/98					
2.9 i	110	02/95→08/98					
2.9 i 24V	152	10/94→08/98					
FORD - S-MAX (WA6) 05/06→12/14							
 Seilzug, Feststellbremse							
1.6 EcoBoost	118	02/11→12/14	➔	☐; - eFSB; Scheibenbremse		24.3727-0676.2 580676	L= 2.078
1.6 TDCi	85	02/11→12/14	➔	☑; - eFSB		24.3727-0677.2 580677	L= 2.071
2.0 EcoBoost	146	07/10→12/14					
2.0 EcoBoost	149	03/10→12/14					
2.0 EcoBoost	176	07/10→12/14					
2.0 TDCi	85	11/07→12/14					
2.0 TDCi	120	03/10→12/14					
2.2 TDCi	147	07/10→12/14					
2.3	118	07/07→12/14					
1.8 TDCi	74	01/07→12/10	➔	☐; 02/07→; - eFSB; Scheibenbremse		24.3727-0676.2 580676	L= 2.078
1.8 TDCi	92	05/06→12/14	➔	☑; 02/07→; - eFSB		24.3727-0677.2 580677	L= 2.071
2.0	107	05/06→12/14					
2.0 Flexifuel	107	05/06→12/14					
2.0 TDCi	96	05/06→12/14					
2.0 TDCi	100	05/06→12/14					
2.0 TDCi	103	05/06→12/14					
2.5 ST	162	05/06→12/14					
2.2 TDCi	129	03/08→12/12	➔	☐; 04/08→; - eFSB; Scheibenbremse		24.3727-0676.2 580676	L= 2.078
			➔	☑; 04/08→; - eFSB		24.3727-0677.2 580677	L= 2.071
















	kw					! #		
FORD - STREET KA (RL2) 03/03→07/05								
 Radbremszylinder								
1.6	70	05/03→07/05	→				24.3219-1735.3 020464	Ø 19,05 ALU
Zubehörsatz, Bremsbacken								
1.6	70	05/03→07/05	→				03.0137-9259.2 669259	
 Bremstrommel								
1.6	70	05/03→07/05	→				24.0220-3009.2 480080	Ø 203,0 x 48,5 / 204,3 - RLG / - ABS Ring / mit Radbefestigungsbolzen
							24.0220-3709.2 480220	Ø 203,0 x 48,5 / 204,3 + RLG / - ABS Ring / mit Radbefestigungsbolzen
 Bremsbackensatz								
1.6	70	05/03→07/05	→				03.0137-0394.2 650394	Ø 203 x 38 + HEB
							03.0520-6319.3 696319	AP Ø 203 x 38 Ø 19,05 + RZ / + Zub TopKit
 Seilzug, Feststellbremse								
1.6	70	05/03→07/05	←	↑; Trommelbremse	1	24.3727-1800.2 581800		L= 312
			→	↓	1	24.3727-0660.2 580660		L= 1.575 L2= 1.627
FORD - TOURNEO CONNECT 06/02→12/13								
 Radbremszylinder								
1.8 16V	85	06/02→12/13	→	→ 08/13			24.3220-1740.3 020553	Ø 20,64 ALU
1.8 TDCi	66	06/02→12/13						
1.8 TDCi	81	08/06→12/13						
1.8 TDCi /TDDi /DI	55	06/02→12/13						
Zubehörsatz, Bremsbacken								
1.8 16V	85	06/02→12/13	→	→ 08/13			03.0137-9279.2 669279	
1.8 TDCi	66	06/02→12/13						
1.8 TDCi	81	08/06→12/13						
1.8 TDCi /TDDi /DI	55	06/02→12/13						
 Bremstrommel								
1.8 16V	85	06/02→12/13	→	→ 08/13			24.0222-8033.1 480181	Ø 228,5 x 68 / 229,6
1.8 TDCi	66	06/02→12/13						
1.8 TDCi	81	08/06→12/13						
1.8 TDCi /TDDi /DI	55	06/02→12/13						
 Bremsbackensatz								
1.8 16V	85	06/02→12/13	→	→ 08/13			03.0137-0438.2 650438	Ø 228 x 57 + HEB
1.8 TDCi	66	06/02→12/13					03.0520-8020.3 698020	AP Ø 228 x 57 Ø 20,64 + RZ / + Zub TopKit
1.8 TDCi	81	08/06→12/13						
1.8 TDCi /TDDi /DI	55	06/02→12/13						
FORD - TOURNEO COURIER Kombi 02/14→								
 Radbremszylinder								
1.0 EcoBoost	74	02/14→	→				24.3222-1748.3 020600	Ø 22,2 ALU
1.5 TDCi	55	02/14→						
1.5 TDCi	70	05/15→						
1.6 TDCi	70	02/14→						
1.5 TDCi	74	04/18→	→		2	24.3222-1748.3 020600		Ø 22,2 ALU
Zubehörsatz, Bremsbacken								
1.0 EcoBoost	74	02/14→	→				03.0137-9313.2 669313	
1.5 TDCi	55	02/14→						
1.5 TDCi	70	05/15→						
1.5 TDCi	74	04/18→						
1.6 TDCi	70	02/14→						
 Bremsbackensatz								
1.0 EcoBoost	74	02/14→	→				03.0137-0512.2 650512	Ø 228 x 42 + HEB
1.5 TDCi	55	02/14→						
1.5 TDCi	70	05/15→						
1.5 TDCi	74	04/18→						
1.6 TDCi	70	02/14→						
 Seilzug, Feststellbremse								
1.0 EcoBoost	74	02/14→	←	↑; Trommelbremse	1	24.3727-0679.2 580679		L= 408
1.5 TDCi	55	02/14→						
↓								













	kw					! #		
FORD - TOURNEO COURIER Kombi 02/14→								
 Seilzug, Feststellbremse								
1.5 TDCi	70	05/15→	←	↑	Trommelbremse	1	24.3727-0679.2 580679	L= 408
1.6 TDCi	70	02/14→	←	↑	Trommelbremse			
1.5 TDCi	74	04/18→	←	↑	Trommelbremse		24.3727-0679.2 580679	L= 408
FORD - TOURNEO CUSTOM V362 Bus (F3) 04/12→								
 Seilzug, Feststellbremse								
2.0 EcoBlue	77	12/15→	→	☐	→ 04/16; + Kastenwagen; kurzer Radstand		24.3727-0681.2 580681	L= 1.377
2.0 EcoBlue	96	12/15→	→	☐	→ 04/16; - Kastenwagen; kurzer Radstand		24.3727-0682.2 580682	L= 1.376
2.0 EcoBlue	125	12/15→	→	☐	→ 04/16; - Kastenwagen; kurzer Radstand		24.3727-0682.2 580682	L= 1.376
2.2 TDCi	74	04/12→	→	☐	05/12→; + Kastenwagen; → 04/16; kurzer Radstand		24.3727-0681.2 580681	L= 1.377
2.2 TDCi	92	04/12→	→	☐	05/12→; + Kastenwagen; → 04/16; kurzer Radstand		24.3727-0681.2 580681	L= 1.377
2.2 TDCi	114	04/12→	→	☐	05/12→; - Kastenwagen; → 04/16; kurzer Radstand		24.3727-0682.2 580682	L= 1.376
FORD - TRANSIT Bus (E_) 06/94→07/00								
 Radbremszylinder								
2.0 (EBL, EBS, ECL, EDS, EDL, EGL, ESS, ESL, EUS)	84	09/95→03/00	→				24.3222-1124.3 020344	Ø 22,2 GG
			→		Baumuster: 80/100S/100L/115/120		24.3222-1124.3 020344	Ø 22,2 GG
			→		Baumuster: 190/190A/190EF		24.3225-1103.3 020346	Ø 25,4 GG
2.0 CNG	84	06/94→03/00	→		07/94→		24.3222-1124.3 020344	Ø 22,2 GG
			→		Baumuster: 80/100S/100L/115/120		24.3222-1124.3 020344	Ø 22,2 GG
			→		Baumuster: 190/190A/190EF		24.3225-1103.3 020346	Ø 25,4 GG
2.5 DI (EBL, ECL, EDS, EDL)	56	07/94→03/00	→				24.3220-1121.3 020343	Ø 20,64 GG
2.5 DI (EBL, EDL, EDS, ESL, ESS)	85	08/97→03/00	→		Baumuster: 80/100S/100L/115 / 120/130/150S/150		24.3220-1121.3 020343	Ø 20,64 GG
2.5 DI (EBL, EDS, ESL, ESS, EUS)	51	08/94→03/00	→		Baumuster: 190/190A/190EF		24.3225-1103.3 020346	Ø 25,4 GG
2.5 TD (EBL, EDL, EDS, EGL, ESL, ESS, EUS)	63	01/95→03/00	→					
2.5 TD (ECL, EDL, EDS, ESL, ESS, EUS)	74	07/94→03/00	→					
2.5 TD (EB_, ED_, ES_)	55	08/94→06/00	→		→ 03/00; Baumuster: 80/100S/100L/115 / 120/130/150S/150		24.3220-1121.3 020343	Ø 20,64 GG
			→		→ 03/00		24.3220-1121.3 020343	Ø 20,64 GG
			→		→ 03/00; Baumuster: 190/190A/190EF		24.3225-1103.3 020346	Ø 25,4 GG
Zubehörsatz, Bremsbacken								
2.0 (EBL, EBS, ECL, EDS, EDL, EGL, ESS, ESL, EUS)	84	09/95→03/00	→		Baumuster: 80/100S/100L/115/120; für Einfachbereifung		03.0137-9193.2 669193	Ø 254x52
			→		für Einfachbereifung		03.0137-9193.2 669193	Ø 254x52
2.5 DI (EBL, ECL, EDS, EDL)	56	07/94→03/00	→		Baumuster: 130/150S/150L / 190/190A/190EF; für Doppelbereifung		03.0137-9194.2 669194	Ø 280x65
2.5 DI (EBL, EDL, EDS, ESL, ESS)	85	08/97→03/00	→		für Doppelbereifung		03.0137-9194.2 669194	Ø 280x65
2.5 TD (EBL, EDL, EDS, EGL, ESL, ESS, EUS)	63	01/95→03/00	→					
2.5 TD (ECL, EDL, EDS, ESL, ESS, EUS)	74	07/94→03/00	→					
2.0 CNG	84	06/94→03/00	→		07/94→; für Einfachbereifung		03.0137-9193.2 669193	Ø 254x52
			→		Baumuster: 80/100S/100L/115/120; für Einfachbereifung		03.0137-9193.2 669193	Ø 254x52
			→		07/94→; für Doppelbereifung		03.0137-9194.2 669194	Ø 280x65
			→		Baumuster: 130/150S/150L / 190/190A/190EF; für Doppelbereifung		03.0137-9194.2 669194	Ø 280x65
2.5 DI (EBL, EDS, ESL, ESS, EUS)	51	08/94→03/00	→		für Einfachbereifung		03.0137-9193.2 669193	Ø 254x52
			→		für Doppelbereifung		03.0137-9194.2 669194	Ø 280x65
			→		Baumuster: 130/150S/150L / 190/190A/190EF; für Doppelbereifung		03.0137-9194.2 669194	Ø 280x65
2.5 TD (EB_, ED_, ES_)	55	08/94→06/00	→		→ 03/00; Baumuster: 80/100S/100L/115/120; für Einfachbereifung		03.0137-9193.2 669193	Ø 254x52
			→		→ 03/00; für Einfachbereifung		03.0137-9193.2 669193	Ø 254x52
			→		→ 03/00; Baumuster: 130/150S/150L / 190/190A/190EF; für Doppelbereifung		03.0137-9194.2 669194	Ø 280x65
			→		→ 03/00; für Doppelbereifung		03.0137-9194.2 669194	Ø 280x65












	kw			 	! #		
FORD - TRANSIT Bus (E_) 06/94→07/00							
Bremstrommel							
2.0 (EBL, EBS, ECL, EDS, EDL, EGL, ESS, ESL, EUS)	84	09/95→03/00	➡	Baumuster: 80/100S/100L/115/120; für Einfachbereifung		24.0225-4004.1 480069	Ø 254,0 x 57,5 / 256
2.5 DI (EBL, ECL, EDS, EDL)	56	07/94→03/00	➡	für Einfachbereifung		24.0225-4004.1 480069	Ø 254,0 x 57,5 / 256
2.5 DI (EBL, EDL, EDS, ESL, ESS)	85	08/97→03/00	➡	Baumuster: 130/150S/150L / 190/190A/190EF; für Doppelbereifung		24.0228-0001.1 480068	Ø 280,0 x 75,5 / 282
2.5 DI (EBL, EDS, ESL, ESS, EUS)	51	08/94→03/00	➡	für Doppelbereifung		24.0228-0001.1 480068	Ø 280,0 x 75,5 / 282
2.5 TD (EBL, EDL, EDS, EGL, ESL, ESS, EUS)	63	01/95→03/00					
2.5 TD (ECL, EDL, EDS, ESL, ESS, EUS)	74	07/94→03/00					
2.0 CNG	84	06/94→03/00	➡	07/94→; für Einfachbereifung		24.0225-4004.1 480069	Ø 254,0 x 57,5 / 256
			➡	Baumuster: 80/100S/100L/115/120; für Einfachbereifung		24.0225-4004.1 480069	Ø 254,0 x 57,5 / 256
			➡	07/94→; für Doppelbereifung		24.0228-0001.1 480068	Ø 280,0 x 75,5 / 282
			➡	Baumuster: 130/150S/150L / 190/190A/190EF; für Doppelbereifung		24.0228-0001.1 480068	Ø 280,0 x 75,5 / 282
2.5 TD (EB_, ED_, ES_)	55	08/94→06/00	➡	→ 03/00; Baumuster: 80/100S/100L/115/120; für Einfachbereifung		24.0225-4004.1 480069	Ø 254,0 x 57,5 / 256
			➡	→ 03/00; für Einfachbereifung		24.0225-4004.1 480069	Ø 254,0 x 57,5 / 256
			➡	→ 03/00; Baumuster: 130/150S/150L / 190/190A/190EF; für Doppelbereifung		24.0228-0001.1 480068	Ø 280,0 x 75,5 / 282
			➡	→ 03/00; für Doppelbereifung		24.0228-0001.1 480068	Ø 280,0 x 75,5 / 282
Bremsbackensatz							
2.0 (EBL, EBS, ECL, EDS, EDL, EGL, ESS, ESL, EUS)	84	09/95→03/00	➡	Baumuster: 80/100S/100L/115/120; für Einfachbereifung		03.0137-0331.2 650331	Ø 254 x 52
2.5 DI (EBL, ECL, EDS, EDL)	56	07/94→03/00	➡	für Einfachbereifung		03.0137-0331.2 650331	Ø 254 x 52
2.5 DI (EBL, EDL, EDS, ESL, ESS)	85	08/97→03/00	➡	Baumuster: 130/150S/150L / 190/190A/190EF; für Doppelbereifung		03.0137-0332.2 650332	Ø 280 x 65
2.5 DI (EBL, EDS, ESL, ESS, EUS)	51	08/94→03/00	➡	für Doppelbereifung		03.0137-0332.2 650332	Ø 280 x 65
2.5 TD (EBL, EDL, EDS, EGL, ESL, ESS, EUS)	63	01/95→03/00					
2.5 TD (ECL, EDL, EDS, ESL, ESS, EUS)	74	07/94→03/00					
2.0 CNG	84	06/94→03/00	➡	Baumuster: 80/100S/100L/115/120; für Einfachbereifung		03.0137-0331.2 650331	Ø 254 x 52
			➡	07/94→; für Einfachbereifung		03.0137-0331.2 650331	Ø 254 x 52
			➡	07/94→; für Doppelbereifung		03.0137-0332.2 650332	Ø 280 x 65
			➡	Baumuster: 130/150S/150L / 190/190A/190EF; für Doppelbereifung		03.0137-0332.2 650332	Ø 280 x 65
2.5 TD (EB_, ED_, ES_)	55	08/94→06/00	➡	→ 03/00; Baumuster: 80/100S/100L/115/120; für Einfachbereifung		03.0137-0331.2 650331	Ø 254 x 52
			➡	→ 03/00; für Einfachbereifung		03.0137-0331.2 650331	Ø 254 x 52
			➡	→ 03/00; Baumuster: 130/150S/150L / 190/190A/190EF; für Doppelbereifung		03.0137-0332.2 650332	Ø 280 x 65
			➡	→ 03/00; für Doppelbereifung		03.0137-0332.2 650332	Ø 280 x 65
Seilzug, Feststellbremse							
2.0 (EBL, EBS, ECL, EDS, EDL, EGL, ESS, ESL, EUS)	84	09/95→03/00	➡	⏴; für Einfachbereifung; Trommelbremse	1	24.3727-0636.2 580636	L= 2.823
2.5 DI (EBL, ECL, EDS, EDL)	56	07/94→03/00	➡	⏴; für Doppelbereifung; Trommelbremse	1	24.3727-0637.2 580637	L= 2.730
2.5 DI (EBL, EDL, EDS, ESL, ESS)	85	08/97→03/00					
2.5 DI (EBL, EDS, ESL, ESS, EUS)	51	08/94→03/00					
2.5 TD (EBL, EDL, EDS, EGL, ESL, ESS, EUS)	63	01/95→03/00					
2.5 TD (ECL, EDL, EDS, ESL, ESS, EUS)	74	07/94→03/00					
2.0 CNG	84	06/94→03/00	➡	⏴; 07/94→; für Einfachbereifung; Trommelbremse	1	24.3727-0636.2 580636	L= 2.823
			➡	⏴; für Einfachbereifung; Trommelbremse	1	24.3727-0636.2 580636	L= 2.823













	kw					! #		
FORD - TRANSIT Bus (E_) 06/94→07/00								
 Seilzug, Feststellbremse								
2.0 CNG	84	06/94→03/00	➡	☒; für Doppelbereifung; Trommelbremse	1	24.3727-0637.2	580637	L= 2.730
			➡	☒; 07/94→; für Doppelbereifung; Trommelbremse	1	24.3727-0637.2	580637	L= 2.730
2.5 TD (EB_, ED_, ES_)	55	08/94→06/00	➡	☒; → 03/00; für Einfachbereifung; Trommelbremse	1	24.3727-0636.2	580636	L= 2.823
			➡	☒; → 03/00; für Doppelbereifung; Trommelbremse	1	24.3727-0637.2	580637	L= 2.730
FORD - TRANSIT Bus (FD_, FB_, FS_, FZ_, FC_) 04/06→12/14								
 Radbremszylinder								
2.2 TDCi	63	04/06→08/14	➡	05/06→ 04/14		24.3225-1103.3	020346	Ø 25,4 GG
2.2 TDCi	81	04/06→08/14						
2.2 TDCi	96	04/06→08/14						
2.2 TDCi	74	10/11→08/14	➡	→ 04/14		24.3225-1103.3	020346	Ø 25,4 GG
2.2 TDCi	85	10/08→08/14						
2.2 TDCi	92	10/11→08/14						
2.2 TDCi	103	10/07→08/14						
Zubehörsatz, Bremsbacken								
2.2 TDCi	63	04/06→08/14	➡	05/06→ 04/14		03.0137-9268.2	669268	
2.2 TDCi	81	04/06→08/14						
2.2 TDCi	96	04/06→08/14						
2.2 TDCi	74	10/11→08/14	➡	→ 04/14		03.0137-9268.2	669268	
2.2 TDCi	85	10/08→08/14						
2.2 TDCi	92	10/11→08/14						
2.2 TDCi	103	10/07→08/14						
 Bremsstrommel								
2.2 TDCi	63	04/06→08/14	➡	05/06→ 04/14		24.0225-4016.1	480171	Ø 254,0 x 60 / 256
2.2 TDCi	81	04/06→08/14						
2.2 TDCi	96	04/06→08/14						
2.2 TDCi	74	10/11→08/14	➡	→ 04/14		24.0225-4016.1	480171	Ø 254,0 x 60 / 256
2.2 TDCi	85	10/08→08/14						
2.2 TDCi	92	10/11→08/14						
2.2 TDCi	103	10/07→08/14						
 Bremsbackensatz								
2.2 TDCi	63	04/06→08/14	➡	05/06→ 04/14		03.0137-0427.2	650427	Ø 254 x 52 + HEB
2.2 TDCi	81	04/06→08/14				03.0520-1125.3	691125	Ø 254 x 52 Ø 25,4 + RZ / + Zub TopKit
2.2 TDCi	96	04/06→08/14						
2.2 TDCi	74	10/11→08/14	➡	→ 04/14		03.0137-0427.2	650427	Ø 254 x 52 + HEB
2.2 TDCi	85	10/08→08/14				03.0520-1125.3	691125	Ø 254 x 52 Ø 25,4 + RZ / + Zub TopKit
2.2 TDCi	92	10/11→08/14						
2.2 TDCi	103	10/07→08/14						
FORD - TRANSIT Bus (FD_, FB_, FS_, FZ_, FC_) 01/00→05/06								
 Radbremszylinder								
2.0 DI (F_E_, F_F_, F_G_)	55	08/00→05/06	➡	→ 04/06		24.3225-1103.3	020346	Ø 25,4 GG
2.0 DI (F_E_, F_F_, F_G_)	63	08/00→05/06						
2.0 DI (F_E_, F_F_, F_G_)	74	08/00→05/06						
2.0 TDCi (F_F_, F_E_, F_G_)	92	08/02→05/06						
2.3 16V RWD (F_B_, F_C_, F_A_)	107	08/00→05/06						
2.4 DI (F_B_, F_C_, F_A_)	66	01/00→05/06						
2.4 DI RWD (F_B_, F_C_, F_A_)	88	01/00→05/06						
2.4 DI RWD (F_B_, F_C_)	55	01/00→05/06						
2.4 TDCi	101	03/04→05/06						
2.4 TDE	85	03/04→05/06						
2.4 TDE (F_C_, F_B_, F_A_)	92	07/01→05/06	➡	11/01→ 04/06		24.3225-1103.3	020346	Ø 25,4 GG
Zubehörsatz, Bremsbacken								
2.0 DI (F_E_, F_F_, F_G_)	55	08/00→05/06	➡	→ 04/06		03.0137-9268.2	669268	
2.0 DI (F_E_, F_F_, F_G_)	63	08/00→05/06						
2.0 DI (F_E_, F_F_, F_G_)	74	08/00→05/06						
2.0 TDCi (F_F_, F_E_, F_G_)	92	08/02→05/06						













	kW					! #		
FORD - TRANSIT Bus (FD_, FB_, FS_, FZ_, FC_) 01/00→05/06								
Zubehörsatz, Bremsbacken								
2.3 16V RWD (F_B_, F_C_, F_A_) 2.4 DI (F_B_, F_C_, F_A_) 2.4 DI RWD (F_B_, F_C_, F_A_) 2.4 DI RWD (F_B_, F_C_) 2.4 TDCi 2.4 TDE	107 66 88 55 101 85	08/00→05/06 01/00→05/06 01/00→05/06 01/00→05/06 03/04→05/06 03/04→05/06	➔	→ 04/06			03.0137-9268.2 669268	
2.4 TDE (F_C_, F_B_, F_A_)	92	07/01→05/06	➔	11/01→ 04/06			03.0137-9268.2 669268	
 Bremstrommel								
2.0 DI (F_E_, F_F_, F_G_) 2.0 DI (F_E_, F_F_, F_G_) 2.0 DI (F_E_, F_F_, F_G_) 2.0 TDCi (F_F_, F_E_, F_G_) 2.3 16V RWD (F_B_, F_C_, F_A_) 2.4 DI (F_B_, F_C_, F_A_) 2.4 DI RWD (F_B_, F_C_, F_A_) 2.4 DI RWD (F_B_, F_C_) 2.4 TDCi 2.4 TDE	55 63 74 92 107 66 88 55 101 85	08/00→05/06 08/00→05/06 08/00→05/06 08/02→05/06 08/00→05/06 01/00→05/06 01/00→05/06 01/00→05/06 03/04→05/06 03/04→05/06	➔	→ 04/06; Baumuster: 260/280/300			24.0225-4016.1 480171	Ø 254,0 x 60 / 256
2.3 16V RWD (F_B_, F_C_, F_A_) 2.4 DI (F_B_, F_C_, F_A_) 2.4 DI RWD (F_B_, F_C_, F_A_) 2.4 DI RWD (F_B_, F_C_) 2.4 TDCi 2.4 TDE	107 66 88 55 101 85	08/00→05/06 01/00→05/06 01/00→05/06 01/00→05/06 03/04→05/06 03/04→05/06	➔	→ 04/06; mit Einfachbereifung			24.0228-0004.1 480173	Ø 280,0 x 80,5 / 282
2.4 TDE (F_C_, F_B_, F_A_)	92	07/01→05/06	➔	11/01→ 04/06; mit Einfachbereifung			24.0228-0004.1 480173	Ø 280,0 x 80,5 / 282
 Bremsbackensatz								
2.0 DI (F_E_, F_F_, F_G_) 2.0 DI (F_E_, F_F_, F_G_) 2.0 DI (F_E_, F_F_, F_G_) 2.0 TDCi (F_F_, F_E_, F_G_) 2.3 16V RWD (F_B_, F_C_, F_A_) 2.4 DI (F_B_, F_C_, F_A_) 2.4 DI RWD (F_B_, F_C_, F_A_) 2.4 DI RWD (F_B_, F_C_) 2.4 TDCi 2.4 TDE	55 63 74 92 107 66 88 55 101 85	08/00→05/06 08/00→05/06 08/00→05/06 08/02→05/06 08/00→05/06 01/00→05/06 01/00→05/06 01/00→05/06 03/04→05/06 03/04→05/06	➔	→ 04/06			03.0137-0427.2 650427 03.0520-1125.3 691125	Ø 254 x 52 + HEB Ø 254 x 52 Ø 25,4 + RZ / + Zub TopKit
2.3 16V RWD (F_B_, F_C_, F_A_) 2.4 DI (F_B_, F_C_, F_A_) 2.4 DI RWD (F_B_, F_C_, F_A_) 2.4 DI RWD (F_B_, F_C_) 2.4 TDCi 2.4 TDE	107 66 88 55 101 85	08/00→05/06 01/00→05/06 01/00→05/06 01/00→05/06 03/04→05/06 03/04→05/06	➔	→ 04/06			03.0137-0411.2 650411 03.0520-1225.3 691225	Ø 280 x 65 + HEB Ø 280 x 65 Ø 25,4 + RZ / + Zub TopKit
2.4 TDE (F_C_, F_B_, F_A_)	92	07/01→05/06	➔	11/01→ 04/06			03.0137-0411.2 650411 03.0520-1225.3 691225	Ø 280 x 65 + HEB Ø 280 x 65 Ø 25,4 + RZ / + Zub TopKit
FORD - TRANSIT CONNECT (P65_, P70_, P80_) 06/02→								
 Radbremszylinder								
1.8 16V 1.8 Di 1.8 TDCi 1.8 TDCi	85 55 66 81	06/02→12/13 06/02→12/13 06/02→12/13 08/06→12/13	➔	→ 08/13			24.3220-1740.3 020553	Ø 20,64 ALU
Zubehörsatz, Bremsbacken								
1.8 16V 1.8 Di 1.8 TDCi 1.8 TDCi	85 55 66 81	06/02→12/13 06/02→12/13 06/02→12/13 08/06→12/13	➔	→ 08/13			03.0137-9279.2 669279	
 Bremstrommel								
1.8 16V 1.8 Di 1.8 TDCi 1.8 TDCi ↓	85 55 66 81	06/02→12/13 06/02→12/13 06/02→12/13 08/06→12/13	➔	→ 08/13			24.0222-8033.1 480181	Ø 228,5 x 68 / 229,6














	kw					! #		
FORD - TRANSIT CONNECT (P65_, P70_, P80_) 06/02→								
 Bremsbackensatz								
1.8 16V	85	06/02→12/13	→	→ 08/13			03.0137-0438.2 650438	Ø 228 x 57 + HEB
1.8 Di	55	06/02→12/13					03.0520-8020.3 698020	AP Ø 228 x 57 Ø 20,64
1.8 TDCi	66	06/02→12/13						+ RZ / + Zub TopKit
1.8 TDCi	81	08/06→12/13						
FORD - TRANSIT COURIER Kasten 02/14→								
 Radbremsszylinder								
1.0 EcoBoost	74	02/14→	→				24.3222-1748.3 020600	Ø 22,2 ALU
1.5 TDCi	55	02/14→						
1.5 TDCi	70	05/15→						
1.6 TDCi	70	02/14→						
1.5 TDCi	74	04/18→	→		2	24.3222-1748.3 020600		Ø 22,2 ALU
Zubehörsatz, Bremsbacken								
1.0 EcoBoost	74	02/14→	→				03.0137-9313.2 669313	
1.5 TDCi	55	02/14→						
1.5 TDCi	70	05/15→						
1.5 TDCi	74	04/18→						
1.6 TDCi	70	02/14→						
 Bremsbackensatz								
1.0 EcoBoost	74	02/14→	→				03.0137-0512.2 650512	Ø 228 x 42 + HEB
1.5 TDCi	55	02/14→						
1.5 TDCi	70	05/15→						
1.5 TDCi	74	04/18→						
1.6 TDCi	70	02/14→						
 Seilzug, Feststellbremse								
1.0 EcoBoost	74	02/14→	←	↑; Trommelbremse	1	24.3727-0679.2 580679		L= 408
1.5 TDCi	55	02/14→						
1.5 TDCi	70	05/15→						
1.6 TDCi	70	02/14→						
1.5 TDCi	74	04/18→	←	↑; Trommelbremse		24.3727-0679.2 580679		L= 408
FORD - TRANSIT COURIER Kombi 02/14→								
 Radbremsszylinder								
1.0 EcoBoost	74	02/14→	→				24.3222-1748.3 020600	Ø 22,2 ALU
1.5 TDCi	55	02/14→						
1.5 TDCi	70	05/15→						
1.6 TDCi	70	02/14→						
1.5 TDCi	74	04/18→	→		2	24.3222-1748.3 020600		Ø 22,2 ALU
Zubehörsatz, Bremsbacken								
1.0 EcoBoost	74	02/14→	→				03.0137-9313.2 669313	
1.5 TDCi	55	02/14→						
1.5 TDCi	70	05/15→						
1.5 TDCi	74	04/18→						
1.6 TDCi	70	02/14→						
 Bremsbackensatz								
1.0 EcoBoost	74	02/14→	→				03.0137-0512.2 650512	Ø 228 x 42 + HEB
1.5 TDCi	55	02/14→						
1.5 TDCi	70	05/15→						
1.5 TDCi	74	04/18→						
1.6 TDCi	70	02/14→						
 Seilzug, Feststellbremse								
1.0 EcoBoost	74	02/14→	←	↑; Trommelbremse	1	24.3727-0679.2 580679		L= 408
1.5 TDCi	55	02/14→						
1.5 TDCi	70	05/15→						
1.6 TDCi	70	02/14→						
1.5 TDCi	74	04/18→	←	↑; Trommelbremse		24.3727-0679.2 580679		L= 408
FORD - TRANSIT CUSTOM V362 Bus (F3) 04/12→								
 Seilzug, Feststellbremse								
2.0 EcoBlue	77	12/15→	→	☐; → 04/16; + Kastenwagen; kurzer Radstand		24.3727-0681.2 580681		L= 1.377
2.0 EcoBlue	96	12/15→						
2.0 EcoBlue	125	12/15→	→	☐; → 04/16; - Kastenwagen; kurzer Radstand		24.3727-0682.2 580682		L= 1.376
2.2 TDCi	74	04/12→	→	☐; 05/12→; + Kastenwagen; → 04/16; kurzer Radstand		24.3727-0681.2 580681		L= 1.377
2.2 TDCi	92	04/12→						
2.2 TDCi	114	04/12→	→	☐; 05/12→; - Kastenwagen; → 04/16; kurzer Radstand		24.3727-0682.2 580682		L= 1.376












	kw				! #		
FORD - TRANSIT CUSTOM V362 Kasten (FY, FZ) 04/12→							
 Seilzug, Feststellbremse							
2.0 EcoBlue	77	12/15→	➡	☐; → 04/16; + Kastenwagen; kurzer Radstand		24.3727-0681.2 580681	L= 1.377
2.0 EcoBlue	96	12/15→					
2.0 EcoBlue	125	12/15→	➡	☐; → 04/16; - Kastenwagen; kurzer Radstand		24.3727-0682.2 580682	L= 1.376
2.2 TDCi	74	04/12→	➡	☐; 05/12→; + Kastenwagen; → 04/16; kurzer Radstand		24.3727-0681.2 580681	L= 1.377
2.2 TDCi	92	04/12→					
2.2 TDCi	114	04/12→	➡	☐; 05/12→; - Kastenwagen; → 04/16; kurzer Radstand		24.3727-0682.2 580682	L= 1.376
FORD - TRANSIT Kasten (E_ _) 06/94→07/00							
 Radbremszylinder							
2.0 (EAL, EAS)	84	06/94→03/00	➡	Baumuster: 80/100S/100L/115/120		24.3222-1124.3 020344	Ø 22,2 GG
			➡	Baumuster: 190/190A/190EF		24.3225-1103.3 020346	Ø 25,4 GG
2.5 DI (EAL, EAS)	51	06/94→03/00	➡	Baumuster: 80/100S/100L/115 / 120/130/150S/150		24.3220-1121.3 020343	Ø 20,64 GG
2.5 DI (EAL, EAS)	56	06/94→03/00					
2.5 DI (EAL, EAS)	85	05/99→03/00	➡	Baumuster: 190/190A/190EF		24.3225-1103.3 020346	Ø 25,4 GG
2.5 TD (EAL, EAS)	63	06/94→03/00					
2.5 TD (EAS)	55	10/98→03/00					
2.5 TDI (EAL, EAS)	74	06/94→03/00					
Zubehörsatz, Bremsbacken							
2.0 (EAL, EAS)	84	06/94→03/00	➡	Baumuster: 80/100S/100L/115/120; für Einfachbereifung		03.0137-9193.2 669193	Ø 254x52
2.5 DI (EAL, EAS)	51	06/94→03/00					
2.5 DI (EAL, EAS)	56	06/94→03/00	➡	Baumuster: 130/150S/150L / 190/190A/ 190EF; für Doppelbereifung		03.0137-9194.2 669194	Ø 280x65
2.5 DI (EAL, EAS)	85	05/99→03/00					
2.5 TD (EAL, EAS)	63	06/94→03/00					
2.5 TD (EAS)	55	10/98→03/00					
2.5 TDI (EAL, EAS)	74	06/94→03/00					
 Bremstrommel							
2.0 (EAL, EAS)	84	06/94→03/00	➡	Baumuster: 80/100S/100L/115/120; für Einfachbereifung		24.0225-4004.1 480069	Ø 254,0 x 57,5 / 256
2.5 DI (EAL, EAS)	51	06/94→03/00					
2.5 DI (EAL, EAS)	56	06/94→03/00	➡	Baumuster: 130/150S/150L / 190/190A/ 190EF; für Doppelbereifung		24.0228-0001.1 480068	Ø 280,0 x 75,5 / 282
2.5 DI (EAL, EAS)	85	05/99→03/00					
2.5 TD (EAL, EAS)	63	06/94→03/00					
2.5 TD (EAS)	55	10/98→03/00					
2.5 TDI (EAL, EAS)	74	06/94→03/00					
 Bremsbackensatz							
2.0 (EAL, EAS)	84	06/94→03/00	➡	Baumuster: 80/100S/100L/115/120; für Einfachbereifung		03.0137-0331.2 650331	Ø 254 x 52
2.5 DI (EAL, EAS)	51	06/94→03/00					
2.5 DI (EAL, EAS)	56	06/94→03/00	➡	Baumuster: 130/150S/150L / 190/190A/ 190EF; für Doppelbereifung		03.0137-0332.2 650332	Ø 280 x 65
2.5 DI (EAL, EAS)	85	05/99→03/00					
2.5 TD (EAL, EAS)	63	06/94→03/00					
2.5 TD (EAS)	55	10/98→03/00					
2.5 TDI (EAL, EAS)	74	06/94→03/00					
 Seilzug, Feststellbremse							
2.0 (EAL, EAS)	84	06/94→03/00	➡	☐; für Einfachbereifung; Trommelbremse	1	24.3727-0636.2 580636	L= 2.823
2.5 DI (EAL, EAS)	51	06/94→03/00					
2.5 DI (EAL, EAS)	56	06/94→03/00	➡	☐; für Doppelbereifung; Trommelbremse	1	24.3727-0637.2 580637	L= 2.730
2.5 DI (EAL, EAS)	85	05/99→03/00					
2.5 TD (EAL, EAS)	63	06/94→03/00					
2.5 TD (EAS)	55	10/98→03/00					
2.5 TDI (EAL, EAS)	74	06/94→03/00					
FORD - TRANSIT Kasten (FA_ _) 04/06→12/14							
 Radbremszylinder							
2.2 TDCi	63	04/06→08/14	➡	05/06→ 04/14		24.3225-1103.3 020346	Ø 25,4 GG
2.2 TDCi	81	04/06→08/14					
2.2 TDCi	96	04/06→08/14					
2.2 TDCi	74	10/11→08/14	➡	→ 04/14		24.3225-1103.3 020346	Ø 25,4 GG
2.2 TDCi	85	10/08→08/14					
2.2 TDCi	92	10/11→08/14					
2.2 TDCi	103	10/07→08/14					
Zubehörsatz, Bremsbacken							
2.2 TDCi	63	04/06→08/14	➡	05/06→ 04/14		03.0137-9268.2 669268	
2.2 TDCi	81	04/06→08/14					
2.2 TDCi	96	04/06→08/14					
2.2 TDCi	74	10/11→08/14	➡	→ 04/14		03.0137-9268.2 669268	
2.2 TDCi	85	10/08→08/14					
2.2 TDCi	92	10/11→08/14					
2.2 TDCi	103	10/07→08/14					


















	kw			 	! #		
FORD - TRANSIT Kasten (FA_) 04/06→12/14							
 Bremstrommel							
2.2 TDCi	63	04/06→08/14	➔	05/06→ 04/14		24.0225-4016.1 480171	Ø 254,0 x 60 / 256
2.2 TDCi	81	04/06→08/14					
2.2 TDCi	96	04/06→08/14					
2.2 TDCi	74	10/11→08/14	➔	→ 04/14		24.0225-4016.1 480171	Ø 254,0 x 60 / 256
2.2 TDCi	85	10/08→08/14					
2.2 TDCi	92	10/11→08/14					
2.2 TDCi	103	10/07→08/14					
 Bremsbackensatz							
2.2 TDCi	63	04/06→08/14	➔	05/06→ 04/14		03.0137-0427.2 650427	Ø 254 x 52 + HEB
2.2 TDCi	81	04/06→08/14				03.0520-1125.3 691125	Ø 254 x 52 Ø 25,4 + RZ / + Zub TopKit
2.2 TDCi	96	04/06→08/14					
2.2 TDCi	74	10/11→08/14	➔	→ 04/14		03.0137-0427.2 650427	Ø 254 x 52 + HEB
2.2 TDCi	85	10/08→08/14				03.0520-1125.3 691125	Ø 254 x 52 Ø 25,4 + RZ / + Zub TopKit
2.2 TDCi	92	10/11→08/14					
2.2 TDCi	103	10/07→08/14					
FORD - TRANSIT Kasten (FA_) 01/00→05/06							
 Radbremszylinder							
2.0 DI (FAE_ , FAF_ , FAG_)	55	08/00→05/06	➔	→ 04/06		24.3225-1103.3 020346	Ø 25,4 GG
2.0 DI (FAE_ , FAF_ , FAG_)	63	08/00→05/06					
2.0 DI (FAE_ , FAF_ , FAG_)	74	08/00→05/06					
2.0 TDCi	92	08/02→05/06					
2.3 16V RWD (FAA_ , FAB_ , FAC_)	107	04/01→05/06					
2.4 DI (FAA_ , FAB_ , FAC_ , FAD_)	66	01/00→05/06					
2.4 DI RWD (FAA_ , FAB_ , FAC_ , FAD_)	55	01/00→05/06					
2.4 DI RWD (FAA_ , FAB_ , FAC_ , FAD_)	88	01/00→05/06					
2.4 TDCi	101	03/04→05/06					
2.4 TDE	85	03/04→05/06					
2.4 TDE	92	07/01→05/06	➔	11/01→ 04/06		24.3225-1103.3 020346	Ø 25,4 GG
Zubehörsatz, Bremsbacken							
2.0 DI (FAE_ , FAF_ , FAG_)	55	08/00→05/06	➔	→ 04/06		03.0137-9268.2 669268	
2.0 DI (FAE_ , FAF_ , FAG_)	63	08/00→05/06					
2.0 DI (FAE_ , FAF_ , FAG_)	74	08/00→05/06					
2.0 TDCi	92	08/02→05/06					
2.3 16V RWD (FAA_ , FAB_ , FAC_)	107	04/01→05/06					
2.4 DI (FAA_ , FAB_ , FAC_ , FAD_)	66	01/00→05/06					
2.4 DI RWD (FAA_ , FAB_ , FAC_ , FAD_)	55	01/00→05/06					
2.4 DI RWD (FAA_ , FAB_ , FAC_ , FAD_)	88	01/00→05/06					
2.4 TDCi	101	03/04→05/06					
2.4 TDE	85	03/04→05/06					
2.4 TDE	92	07/01→05/06	➔	11/01→ 04/06		03.0137-9268.2 669268	
 Bremstrommel							
2.0 DI (FAE_ , FAF_ , FAG_)	55	08/00→05/06	➔	→ 04/06; Baumuster: 260/280/300		24.0225-4016.1 480171	Ø 254,0 x 60 / 256
2.0 DI (FAE_ , FAF_ , FAG_)	63	08/00→05/06					
2.0 DI (FAE_ , FAF_ , FAG_)	74	08/00→05/06					
2.0 TDCi	92	08/02→05/06					
2.3 16V RWD (FAA_ , FAB_ , FAC_)	107	04/01→05/06	➔	→ 04/06; mit Einfachbereifung		24.0228-0004.1 480173	Ø 280,0 x 80,5 / 282
2.4 DI (FAA_ , FAB_ , FAC_ , FAD_)	66	01/00→05/06					
2.4 DI RWD (FAA_ , FAB_ , FAC_ , FAD_)	55	01/00→05/06					
2.4 DI RWD (FAA_ , FAB_ , FAC_ , FAD_)	88	01/00→05/06					
2.4 TDCi	101	03/04→05/06	➔	→ 04/06; Baumuster: 260/280/300		24.0225-4016.1 480171	Ø 254,0 x 60 / 256
2.4 TDE	85	03/04→05/06	➔	→ 04/06; mit Einfachbereifung		24.0228-0004.1 480173	Ø 280,0 x 80,5 / 282
2.4 TDE	92	07/01→05/06	➔	11/01→ 04/06; Baumuster: 260/280/300		24.0225-4016.1 480171	Ø 254,0 x 60 / 256
↓							

















	kw					! #		
FORD - TRANSIT Kasten (FA_) 01/00→05/06								
 Bremstrommel								
2.4 TDE	92	07/01→05/06	➡	11/01→ 04/06; mit Einfachbereifung		24.0228-0004.1	480173	Ø 280,0 x 80,5 / 282
 Bremsbackensatz								
2.0 DI (FAE_ , FAF_ , FAG_)	55	08/00→05/06	➡	→ 04/06		03.0137-0427.2	650427	Ø 254 x 52 + HEB
2.0 DI (FAE_ , FAF_ , FAG_)	63	08/00→05/06				03.0520-1125.3	691125	Ø 254 x 52 Ø 25,4 + RZ / + Zub TopKit
2.0 DI (FAE_ , FAF_ , FAG_)	74	08/00→05/06						
2.0 TDCi	92	08/02→05/06						
2.3 16V RWD (FAA_ , FAB_ , FAC_)	107	04/01→05/06	➡	→ 04/06		03.0137-0411.2	650411	Ø 280 x 65 + HEB
2.4 DI (FAA_ , FAB_ , FAC_ , FAD_)	66	01/00→05/06				03.0520-1225.3	691225	Ø 280 x 65 Ø 25,4 + RZ / + Zub TopKit
2.4 DI RWD (FAA_ , FAB_ , FAC_ , FAD_)	55	01/00→05/06						
2.4 DI RWD (FAA_ , FAB_ , FAC_ , FAD_)	88	01/00→05/06						
2.4 TDCi	101	03/04→05/06	➡	→ 04/06		03.0137-0411.2	650411	Ø 280 x 65 + HEB
2.4 TDE	85	03/04→05/06				03.0137-0427.2	650427	Ø 254 x 52 + HEB
						03.0520-1225.3	691225	Ø 280 x 65 Ø 25,4 + RZ / + Zub TopKit
2.4 TDE	92	07/01→05/06	➡	11/01→ 04/06		03.0137-0411.2	650411	Ø 280 x 65 + HEB
						03.0137-0427.2	650427	Ø 254 x 52 + HEB
						03.0520-1225.3	691225	Ø 280 x 65 Ø 25,4 + RZ / + Zub TopKit
FORD - TRANSIT Pritsche/Fahrgestell (E_) 08/94→07/00								
 Radbremszylinder								
2.0 (EME/L/S, ENE/L/S)	84	08/94→03/00	➡	Baumuster: 80/100S/100L/115/120		24.3222-1124.3	020344	Ø 22,2 GG
			➡	Baumuster: 190/190A/190EF		24.3225-1103.3	020346	Ø 25,4 GG
2.5 DI (EME/L/S, ENE/L/S)	56	08/94→03/00	➡	Baumuster: 80/100S/100L/115 / 120/130/150S/150		24.3220-1121.3	020343	Ø 20,64 GG
2.5 DI (EML, ENE/L)	85	05/99→03/00	➡	Baumuster: 190/190A/190EF		24.3225-1103.3	020346	Ø 25,4 GG
2.5 DI (EML/S, ENL/S)	51	08/94→03/00						
2.5 TD (EME/L/S, ENE/L/S)	63	08/94→03/00						
2.5 TD (EME/L/S, ENE/L/S)	74	08/94→03/00						
Zubehörsatz, Bremsbacken								
2.0 (EME/L/S, ENE/L/S)	84	08/94→03/00	➡	Baumuster: 80/100S/100L/115/120; für Einfachbereifung		03.0137-9193.2	669193	Ø 254x52
2.5 DI (EME/L/S, ENE/L/S)	56	08/94→03/00	➡	Baumuster: 130/150S/150L / 190/190A/190EF; für Doppelbereifung		03.0137-9194.2	669194	Ø 280x65
2.5 DI (EML, ENE/L)	85	05/99→03/00						
2.5 DI (EML/S, ENL/S)	51	08/94→03/00						
2.5 TD (EME/L/S, ENE/L/S)	63	08/94→03/00						
2.5 TD (EME/L/S, ENE/L/S)	74	08/94→03/00						
 Bremstrommel								
2.0 (EME/L/S, ENE/L/S)	84	08/94→03/00	➡	Baumuster: 80/100S/100L/115/120; für Einfachbereifung		24.0225-4004.1	480069	Ø 254,0 x 57,5 / 256
2.5 DI (EME/L/S, ENE/L/S)	56	08/94→03/00	➡	Baumuster: 130/150S/150L / 190/190A/190EF; für Doppelbereifung		24.0228-0001.1	480068	Ø 280,0 x 75,5 / 282
2.5 DI (EML, ENE/L)	85	05/99→03/00						
2.5 DI (EML/S, ENL/S)	51	08/94→03/00						
2.5 TD (EME/L/S, ENE/L/S)	63	08/94→03/00						
2.5 TD (EME/L/S, ENE/L/S)	74	08/94→03/00						
 Bremsbackensatz								
2.0 (EME/L/S, ENE/L/S)	84	08/94→03/00	➡	Baumuster: 80/100S/100L/115/120; für Einfachbereifung		03.0137-0331.2	650331	Ø 254 x 52
2.5 DI (EME/L/S, ENE/L/S)	56	08/94→03/00	➡	Baumuster: 130/150S/150L / 190/190A/190EF; für Doppelbereifung		03.0137-0332.2	650332	Ø 280 x 65
2.5 DI (EML, ENE/L)	85	05/99→03/00						
2.5 DI (EML/S, ENL/S)	51	08/94→03/00						
2.5 TD (EME/L/S, ENE/L/S)	63	08/94→03/00						
2.5 TD (EME/L/S, ENE/L/S)	74	08/94→03/00						
↓								
















	kw					! #		
FORD - TRANSIT Pritsche/Fahrgestell (E_ _) 08/94→07/00								
 Seilzug, Feststellbremse								
2.0 (EME/L/S, ENE/L/S)	84	08/94→03/00	➔	⏴; für Einfachbereifung; Trommelbremse	1	24.3727-0636.2	580636	L= 2.823
2.5 DI (EME/L/S, ENE/L/S)	56	08/94→03/00	➔	⏴; für Doppelbereifung; Trommelbremse	1	24.3727-0637.2	580637	L= 2.730
2.5 DI (EML, ENE/L)	85	05/99→03/00	➔					
2.5 DI (EML/S, ENL/S)	51	08/94→03/00	➔					
2.5 TD (EME/L/S, ENE/L/S)	63	08/94→03/00	➔					
2.5 TD (EME/L/S, ENE/L/S)	74	08/94→03/00	➔					
FORD - TRANSIT Pritsche/Fahrgestell (FM_ _, FN_ _) 04/06→12/14								
 Radbremszylinder								
2.2 TDCi	63	04/06→08/14	➔	05/06→ 04/14		24.3225-1103.3	020346	Ø 25,4 GG
2.2 TDCi	81	04/06→08/14	➔					
2.2 TDCi	96	04/06→08/14	➔					
2.2 TDCi	74	10/11→08/14	➔	→ 04/14		24.3225-1103.3	020346	Ø 25,4 GG
2.2 TDCi	85	10/08→08/14	➔					
2.2 TDCi	92	10/11→08/14	➔					
2.2 TDCi	103	10/07→09/11	➔			24.3225-1103.3	020346	Ø 25,4 GG
Zubehörsatz, Bremsbacken								
2.2 TDCi	63	04/06→08/14	➔	05/06→ 04/14		03.0137-9268.2	669268	
2.2 TDCi	81	04/06→08/14	➔					
2.2 TDCi	96	04/06→08/14	➔					
2.2 TDCi	74	10/11→08/14	➔	→ 04/14		03.0137-9268.2	669268	
2.2 TDCi	85	10/08→08/14	➔					
2.2 TDCi	92	10/11→08/14	➔					
2.2 TDCi	103	10/07→09/11	➔			03.0137-9268.2	669268	
 Bremsstrommel								
2.2 TDCi	63	04/06→08/14	➔	05/06→ 04/14		24.0225-4016.1	480171	Ø 254,0 x 60 / 256
2.2 TDCi	81	04/06→08/14	➔					
2.2 TDCi	96	04/06→08/14	➔					
2.2 TDCi	74	10/11→08/14	➔	→ 04/14		24.0225-4016.1	480171	Ø 254,0 x 60 / 256
2.2 TDCi	85	10/08→08/14	➔					
2.2 TDCi	92	10/11→08/14	➔					
2.2 TDCi	103	10/07→09/11	➔			24.0225-4016.1	480171	Ø 254,0 x 60 / 256
 Bremsbackensatz								
2.2 TDCi	63	04/06→08/14	➔	05/06→ 04/14		03.0137-0427.2	650427	Ø 254 x 52 + HEB
2.2 TDCi	81	04/06→08/14	➔			03.0520-1125.3	691125	Ø 254 x 52 Ø 25,4 + RZ / + Zub TopKit
2.2 TDCi	96	04/06→08/14	➔					
2.2 TDCi	74	10/11→08/14	➔	→ 04/14		03.0137-0427.2	650427	Ø 254 x 52 + HEB
2.2 TDCi	85	10/08→08/14	➔			03.0520-1125.3	691125	Ø 254 x 52 Ø 25,4 + RZ / + Zub TopKit
2.2 TDCi	92	10/11→08/14	➔					
2.2 TDCi	103	10/07→09/11	➔			03.0137-0427.2	650427	Ø 254 x 52 + HEB
						03.0520-1125.3	691125	Ø 254 x 52 Ø 25,4 + RZ / + Zub TopKit
FORD - TRANSIT Pritsche/Fahrgestell (FM_ _, FN_ _) 01/00→05/06								
 Radbremszylinder								
2.0 DI (F_E_ _, F_F_ _)	55	08/00→05/06	➔	→ 04/06		24.3225-1103.3	020346	Ø 25,4 GG
2.0 DI (F_E_ _, F_F_ _)	63	08/00→05/06	➔					
2.0 DI (F_E_ _, F_F_ _)	74	08/00→05/06	➔					
2.0 TDCi (F_E_ _, F_F_ _)	92	08/02→05/06	➔					
2.3 16V (F_A_ _, F_B_ _, F_C_ _, F_D_ _)	107	04/01→05/06	➔					
2.4 DI (F_A_ _, F_B_ _, F_C_ _, F_D_ _)	55	01/00→05/06	➔					
2.4 DI (F_A_ _, F_B_ _, F_C_ _, F_D_ _)	66	01/00→05/06	➔					
2.4 DI (F_A_ _, F_B_ _, F_C_ _, F_D_ _)	88	01/00→05/06	➔					
2.4 TDCi	101	03/04→05/06	➔					
2.4 TDE	85	03/04→05/06	➔					
2.4 TDE	92	07/01→05/06	➔	11/01→ 04/06		24.3225-1103.3	020346	Ø 25,4 GG
Zubehörsatz, Bremsbacken								
2.0 DI (F_E_ _, F_F_ _)	55	08/00→05/06	➔	→ 04/06		03.0137-9268.2	669268	
2.0 DI (F_E_ _, F_F_ _)	63	08/00→05/06	➔					
2.0 DI (F_E_ _, F_F_ _)	74	08/00→05/06	➔					
2.0 TDCi (F_E_ _, F_F_ _)	92	08/02→05/06	➔					
2.3 16V (F_A_ _, F_B_ _, F_C_ _, F_D_ _)	107	04/01→05/06	➔					
↓								


















	kW					! #		
FORD - TRANSIT Pritsche/Fahrgestell (FM_-, FN_-) 01/00→05/06								
Zubehörsatz, Bremsbacken								
2.4 DI (F_A_, F_B_, F_C_, F_D_) 2.4 DI (F_A_, F_B_, F_C_, F_D_) 2.4 DI (F_A_, F_B_, F_C_, F_D_) 2.4 TDCi 2.4 TDE	55 66 88 101 85	01/00→05/06 01/00→05/06 01/00→05/06 03/04→05/06 03/04→05/06	➔	→ 04/06			03.0137-9268.2 669268	
2.4 TDE	92	07/01→05/06	➔	11/01→ 04/06			03.0137-9268.2 669268	
 Bremstrommel								
2.0 DI (F_E_, F_F_) 2.0 DI (F_E_, F_F_) 2.0 DI (F_E_, F_F_) 2.0 TDCi (F_E_, F_F_) 2.3 16V (F_A_, F_B_, F_C_, F_D_) 2.4 DI (F_A_, F_B_, F_C_, F_D_) 2.4 DI (F_A_, F_B_, F_C_, F_D_) 2.4 DI (F_A_, F_B_, F_C_, F_D_) 2.4 TDCi 2.4 TDE	55 63 74 92 107 55 66 88 101 85 92	08/00→05/06 08/00→05/06 08/00→05/06 08/02→05/06 04/01→05/06 01/00→05/06 01/00→05/06 01/00→05/06 03/04→05/06 03/04→05/06 07/01→05/06	➔	→ 04/06; Baumuster: 260/280/300 → 04/06; mit Einfachbereifung 11/01→ 04/06; mit Einfachbereifung			24.0225-4016.1 480171 24.0228-0004.1 480173 24.0228-0004.1 480173	Ø 254,0 x 60 / 256 Ø 280,0 x 80,5 / 282 Ø 280,0 x 80,5 / 282
2.4 TDE	92	07/01→05/06	➔	11/01→ 04/06; mit Einfachbereifung			24.0228-0004.1 480173	Ø 280,0 x 80,5 / 282
 Bremsbackensatz								
2.0 DI (F_E_, F_F_) 2.0 DI (F_E_, F_F_) 2.0 DI (F_E_, F_F_) 2.0 TDCi (F_E_, F_F_) 2.3 16V (F_A_, F_B_, F_C_, F_D_) 2.4 DI (F_A_, F_B_, F_C_, F_D_) 2.4 DI (F_A_, F_B_, F_C_, F_D_) 2.4 DI (F_A_, F_B_, F_C_, F_D_) 2.4 TDCi 2.4 TDE	55 63 74 92 107 55 66 88 101 85 92	08/00→05/06 08/00→05/06 08/00→05/06 08/02→05/06 04/01→05/06 01/00→05/06 01/00→05/06 01/00→05/06 03/04→05/06 03/04→05/06 07/01→05/06	➔	→ 04/06 → 04/06 11/01→ 04/06			03.0137-0427.2 650427 03.0520-1125.3 691125 03.0137-0411.2 650411 03.0520-1225.3 691225 03.0137-0411.2 650411 03.0520-1225.3 691225	Ø 254 x 52 + HEB Ø 254 x 52 Ø 25,4 + RZ / + Zub TopKit Ø 280 x 65 + HEB Ø 280 x 65 Ø 25,4 + RZ / + Zub TopKit Ø 280 x 65 + HEB Ø 280 x 65 Ø 25,4 + RZ / + Zub TopKit
2.4 TDE	92	07/01→05/06	➔	11/01→ 04/06			03.0137-0411.2 650411 03.0520-1225.3 691225	Ø 280 x 65 + HEB Ø 280 x 65 Ø 25,4 + RZ / + Zub TopKit
FORD - TRANSIT TOURNEO 07/06→08/14								
 Radbremszylinder								
2.2 TDCi 2.2 TDCi 2.2 TDCi 2.2 TDCi	81 85 96 103	07/06→08/14 10/08→08/14 07/06→08/14 10/07→08/14	➔	→ 04/14			24.3225-1103.3 020346	Ø 25,4 GG
Zubehörsatz, Bremsbacken								
2.2 TDCi 2.2 TDCi 2.2 TDCi 2.2 TDCi	81 85 96 103	07/06→08/14 10/08→08/14 07/06→08/14 10/07→08/14	➔	→ 04/14			03.0137-9268.2 669268	
 Bremstrommel								
2.2 TDCi 2.2 TDCi 2.2 TDCi 2.2 TDCi	81 85 96 103	07/06→08/14 10/08→08/14 07/06→08/14 10/07→08/14	➔	→ 04/14			24.0225-4016.1 480171	Ø 254,0 x 60 / 256
 Bremsbackensatz								
2.2 TDCi 2.2 TDCi 2.2 TDCi 2.2 TDCi	81 85 96 103	07/06→08/14 10/08→08/14 07/06→08/14 10/07→08/14	➔	→ 04/14			03.0137-0427.2 650427 03.0520-1125.3 691125	Ø 254 x 52 + HEB Ø 254 x 52 Ø 25,4 + RZ / + Zub TopKit
FORD - TRANSIT TOURNEO 08/94→12/00								
 Radbremszylinder								
2.0 ↓	84	11/94→12/00	➔	09/95→ 03/00; Baumuster: 80/100S/100L/115/120			24.3222-1124.3 020344	Ø 22,2 GG



















	kW			 	! #		
FORD - TRANSIT TOURNEO 08/94 → 12/00							
 Radbremszylinder							
2.0	84	11/94 → 12/00	➔	09/95 → 03/00; Baumuster: 190/190A/190EF		24.3225-1103.3 020346	Ø 25,4 GG
2.5 DI	51	11/94 → 12/00	➔	→ 03/00; Baumuster: 80/100S/100L/115 / 120/130/150S/150		24.3220-1121.3 020343	Ø 20,64 GG
2.5 DI	56	11/94 → 12/00					
2.5 TD	74	04/98 → 12/00	➔	→ 03/00; Baumuster: 190/190A/190EF		24.3225-1103.3 020346	Ø 25,4 GG
2.5 TD	63	11/94 → 12/00	➔	01/95 → 03/00; Baumuster: 80/100S/100L/115 / 120/130/150S/150		24.3220-1121.3 020343	Ø 20,64 GG
			➔	01/95 → 03/00; Baumuster: 190/190A/190EF		24.3225-1103.3 020346	Ø 25,4 GG
Zubehörsatz, Bremsbacken							
2.0	84	11/94 → 12/00	➔	09/95 → 03/00; Baumuster: 80/100S/100L/115/120; für Einfachbereifung		03.0137-9193.2 669193	Ø 254x52
			➔	09/95 → 03/00; Baumuster: 130/150S/150L / 190/190A/ 190EF; für Doppelbereifung		03.0137-9194.2 669194	Ø 280x65
2.5 DI	51	11/94 → 12/00	➔	→ 03/00; Baumuster: 80/100S/100L/115/120; für Einfachbereifung		03.0137-9193.2 669193	Ø 254x52
2.5 DI	56	11/94 → 12/00					
2.5 TD	74	04/98 → 12/00	➔	→ 03/00; Baumuster: 130/150S/150L / 190/190A/ 190EF; für Doppelbereifung		03.0137-9194.2 669194	Ø 280x65
2.5 TD	63	11/94 → 12/00	➔	01/95 → 03/00; Baumuster: 80/100S/100L/115/120; für Einfachbereifung		03.0137-9193.2 669193	Ø 254x52
			➔	01/95 → 03/00; Baumuster: 130/150S/150L / 190/190A/ 190EF; für Doppelbereifung		03.0137-9194.2 669194	Ø 280x65
 Bremstrommel							
2.0	84	11/94 → 12/00	➔	09/95 → 03/00; Baumuster: 80/100S/100L/115/120; für Einfachbereifung		24.0225-4004.1 480069	Ø 254,0 x 57,5 / 256
			➔	09/95 → 03/00; Baumuster: 130/150S/150L / 190/190A/ 190EF; für Doppelbereifung		24.0228-0001.1 480068	Ø 280,0 x 75,5 / 282
2.5 DI	51	11/94 → 12/00	➔	→ 03/00; Baumuster: 80/100S/100L/115/120; für Einfachbereifung		24.0225-4004.1 480069	Ø 254,0 x 57,5 / 256
2.5 DI	56	11/94 → 12/00					
2.5 TD	74	04/98 → 12/00	➔	→ 03/00; Baumuster: 130/150S/150L / 190/190A/ 190EF; für Doppelbereifung		24.0228-0001.1 480068	Ø 280,0 x 75,5 / 282
2.5 TD	63	11/94 → 12/00	➔	01/95 → 03/00; Baumuster: 80/100S/100L/115/120; für Einfachbereifung		24.0225-4004.1 480069	Ø 254,0 x 57,5 / 256
			➔	01/95 → 03/00; Baumuster: 130/150S/150L / 190/190A/ 190EF; für Doppelbereifung		24.0228-0001.1 480068	Ø 280,0 x 75,5 / 282
 Bremsbackensatz							
2.0	84	11/94 → 12/00	➔	09/95 → 03/00; Baumuster: 80/100S/100L/115/120; für Einfachbereifung		03.0137-0331.2 650331	Ø 254 x 52
			➔	09/95 → 03/00; Baumuster: 130/150S/150L / 190/190A/ 190EF; für Doppelbereifung		03.0137-0332.2 650332	Ø 280 x 65
2.5 DI	51	11/94 → 12/00	➔	→ 03/00; Baumuster: 80/100S/100L/115/120; für Einfachbereifung		03.0137-0331.2 650331	Ø 254 x 52
2.5 DI	56	11/94 → 12/00					
2.5 TD	74	04/98 → 12/00	➔	→ 03/00; Baumuster: 130/150S/150L / 190/190A/ 190EF; für Doppelbereifung		03.0137-0332.2 650332	Ø 280 x 65
2.5 TD	63	11/94 → 12/00	➔	01/95 → 03/00; Baumuster: 80/100S/100L/115/120; für Einfachbereifung		03.0137-0331.2 650331	Ø 254 x 52
			➔	01/95 → 03/00; Baumuster: 130/150S/150L / 190/190A/ 190EF; für Doppelbereifung		03.0137-0332.2 650332	Ø 280 x 65
 Seilzug, Feststellbremse							
2.0	84	11/94 → 12/00	➔	☒; 09/95 → 03/00; für Einfachbereifung; Trommelbremse	1	24.3727-0636.2 580636	L= 2.823
↓							















	kw					! #		
FORD - TRANSIT TOURNEO 08/94→12/00								
 Seilzug, Feststellbremse								
2.0	84	11/94→12/00	➡	☒; 09/95→03/00; für Doppelbereifung; Trommelbremse	1	24.3727-0637.2	580637	L= 2.730
2.5 DI	51	11/94→12/00	➡	☒; → 03/00; für Einfachbereifung; Trommelbremse	1	24.3727-0636.2	580636	L= 2.823
2.5 DI	56	11/94→12/00						
2.5 TD	74	04/98→12/00	➡	☒; → 03/00; für Doppelbereifung; Trommelbremse	1	24.3727-0637.2	580637	L= 2.730
2.5 TD	63	11/94→12/00	➡	☒; 01/95→03/00; für Einfachbereifung; Trommelbremse	1	24.3727-0636.2	580636	L= 2.823
			➡	☒; 01/95→03/00; für Doppelbereifung; Trommelbremse	1	24.3727-0637.2	580637	L= 2.730
HONDA - ACCORD VIII (CU) 04/08→								
 Bremsbackensatz, Feststellbremse								
2.0 i (CU1)	115	06/08→06/15		07/08→		03.0137-4019.2	654019	Ø 190 x 26 + Zub
2.2 i-DTEC (CU3)	110	07/08→06/15				03.0137-4019.2	654019	Ø 190 x 26 + Zub
2.2 i-DTEC (CU3)	132	07/08→06/15						
2.4 i (CU2)	148	07/08→06/15						
HONDA - ACCORD VIII Tourer (CW) 07/08→								
 Bremsbackensatz, Feststellbremse								
2.0 i (CW1)	115	07/08→		→ 06/15		03.0137-4019.2	654019	Ø 190 x 26 + Zub
2.2 i-DTEC (CW3)	110	07/08→						
2.2 i-DTEC (CW3)	132	07/08→						
2.4 i (CW2)	148	07/08→						
HONDA - CIVIC V Coupe (EJ) 08/93→03/96								
 Radbremszylinder								
1.6 i Vtec (EJ1)	92	01/94→03/96	➡	☒; → 12/95		24.3219-1723.3	020427	Ø 19,05 ALU
			➡	☒; → 12/95		24.3219-1724.3	020428	Ø 19,05 ALU
Zubehörsatz, Bremsbacken								
1.6 i Vtec (EJ1)	92	01/94→03/96	➡	→ 12/95		03.0137-9097.2	669097	
 Bremsbackensatz								
1.6 i Vtec (EJ1)	92	01/94→03/96	➡	→ 12/95		03.0137-0294.2	650294	Ø 200 x 36
HONDA - CIVIC VI Aerodeck (MB, MC) 04/98→02/01								
 Radbremszylinder								
1.4 16V (MB8)	55	04/98→02/01	➡	- ABS		24.3219-1743.3	020485	Ø 19,05 ALU
1.4 16V (MB8)	66	04/98→02/01						
1.5 16V (MB9)	84	04/98→02/01						
 Bremsbackensatz								
1.4 16V (MB8)	55	04/98→02/01	➡	- ABS		03.0137-0339.2	650339	Ø 203 x 38
1.4 16V (MB8)	66	04/98→02/01				03.0420-4519.3	684519	Ø 203 x 38 Ø 19,05 + RZ / + Zub Kit
1.5 16V (MB9)	84	04/98→02/01						
HONDA - CIVIC VI Coupe (EJ, EM1) 03/96→12/00								
 Radbremszylinder								
1.6 i	77	03/96→03/00	➡	☒		24.3219-1723.3	020427	Ø 19,05 ALU
1.6 i Vtec (EM1)	92	03/96→03/00	➡	☒		24.3219-1724.3	020428	Ø 19,05 ALU
Zubehörsatz, Bremsbacken								
1.6 i	77	03/96→03/00	➡			03.0137-9097.2	669097	
1.6 i Vtec (EM1)	92	03/96→03/00						
 Bremsbackensatz								
1.6 i	77	03/96→03/00	➡			03.0137-0294.2	650294	Ø 200 x 36
1.6 i Vtec (EM1)	92	03/96→03/00						
HONDA - CIVIC VI Fastback (MA, MB) 09/94→02/01								
 Radbremszylinder								
1.4 i (MA8, MB2)	55	09/95→02/01	➡	01/97→; - ABS		24.3219-1743.3	020485	Ø 19,05 ALU
1.4 i (MA8, MB2)	66	06/95→02/01	➡	01/96→ 12/96; - ABS		24.3219-1743.3	020485	Ø 19,05 ALU
1.5 i Vtec-E (MA9)	66	09/94→01/97						
1.5 16V (MB3)	84	01/97→02/01	➡	- ABS		24.3219-1743.3	020485	Ø 19,05 ALU
2.0 i TD (MB7)	63	01/97→02/01	➡			24.3219-1743.3	020485	Ø 19,05 ALU
















	kw					! #		
HONDA - CIVIC VI Fastback (MA, MB) 09/94→02/01								
 Radbremszylinder								
2.0 TDiC (MB7)	74	11/98→10/00	➔				24.3219-1743.3 020485	Ø 19,05 ALU
2.0 TDiC (MB7)	77	11/98→10/00						
Zubehörsatz, Bremsbacken								
1.4 i (MA8, MB2)	66	06/95→02/01	➔	→ 12/95; - ABS			03.0137-9221.2 669221	
1.5 i Vtec-E (MA9)	66	09/94→01/97						
 Bremsbackensatz								
1.4 i (MA8, MB2)	55	09/95→02/01	➔	11/98→; - ABS			03.0137-0339.2 650339	Ø 203 x 38
1.5 16V (MB3)	84	01/97→02/01						
1.4 i (MA8, MB2)	66	06/95→02/01	➔	→ 12/95; - ABS			03.0137-0339.2 650339	Ø 203 x 38
1.5 i Vtec-E (MA9)	66	09/94→01/97					03.0420-3719.3 683719	TRW Ø 203 x 38 Ø 19,05 + RZ / + Zub Kit
			➔	01/96→ 12/96; - ABS			03.0137-0339.2 650339	Ø 203 x 38
							03.0420-4519.3 684519	Ø 203 x 38 Ø 19,05 + RZ / + Zub Kit
HONDA - CIVIC VI Hatchback (EJ, EK) 10/95→02/01								
 Radbremszylinder								
1.4 i (EJ9)	55	11/95→02/01	➔	☐; → 01/01			24.3219-1723.3 020427	Ø 19,05 ALU
1.4 i S (EJ9)	66	11/95→02/01						
1.5 i (EK3)	84	11/95→02/01	➔	☐; → 01/01			24.3219-1724.3 020428	Ø 19,05 ALU
1.6 i (EK1)	84	11/95→02/01						
2.0 TDiC	77	11/98→10/00	➔				24.3219-1743.3 020485	Ø 19,05 ALU
Zubehörsatz, Bremsbacken								
1.4 i (EJ9)	55	11/95→02/01	➔	→ 01/01; - ABS			03.0137-9096.2 669096	
			➔	→ 01/01; + ABS			03.0137-9097.2 669097	
1.4 i S (EJ9)	66	11/95→02/01	➔	→ 01/01			03.0137-9097.2 669097	
1.5 i (EK3)	84	11/95→02/01						
1.6 i (EK1)	84	11/95→02/01						
 Bremstrommel								
1.4 i (EJ9)	55	11/95→02/01	➔	→ 01/01; - ABS			24.0218-0018.1 480063	Ø 180,0 x 38 / 181
 Bremsbackensatz								
1.4 i (EJ9)	55	11/95→02/01	➔	→ 01/01; - ABS			03.0137-0284.2 650284	Ø 180 x 31
			➔	→ 01/01; + ABS			03.0137-0294.2 650294	Ø 200 x 36
1.4 i S (EJ9)	66	11/95→02/01	➔	→ 01/01			03.0137-0294.2 650294	Ø 200 x 36
1.5 i (EK3)	84	11/95→02/01						
1.6 i (EK1)	84	11/95→02/01						
HONDA - CIVIC VI Stufenheck (EJ, EK) 06/95→03/01								
 Radbremszylinder								
1.4 i (EJ9)	66	11/95→02/01	➔	☐; → 01/01			24.3219-1723.3 020427	Ø 19,05 ALU
1.5 i (EK3)	84	11/95→02/01						
1.6 i Vtec	92	11/95→02/01	➔	☐; → 01/01			24.3219-1724.3 020428	Ø 19,05 ALU
Zubehörsatz, Bremsbacken								
1.4 i (EJ9)	66	11/95→02/01	➔	→ 01/01			03.0137-9097.2 669097	
1.5 i (EK3)	84	11/95→02/01						
1.6 i Vtec	92	11/95→02/01						
 Bremsbackensatz								
1.4 i (EJ9)	66	11/95→02/01	➔	→ 01/01			03.0137-0294.2 650294	Ø 200 x 36
1.5 i (EK3)	84	11/95→02/01						
1.6 i Vtec	92	11/95→02/01						
HONDA - CIVIC VII Hatchback (EU, EP, EV) 03/99→02/06								
 Bremsbackensatz								
1.4 i	55	02/01→09/05	➔				03.0137-0287.2 650287	Ø 220 x 36
1.6 i	81	02/01→09/05					03.0137-0294.2 650294	Ø 200 x 36
1.4 iS (EP1)	66	02/01→09/05	➔				03.0137-0287.2 650287	Ø 220 x 36
 Seilzug, Feststellbremse								
1.7 CTDi	74	01/02→09/05	➔	☐; Scheibenbremse			24.3727-1605.2 581605	L= 1.963
2.0 i Sport	118	09/01→09/05	➔	☐; 01/04→; Scheibenbremse			24.3727-1605.2 581605	L= 1.963
















	kw					! #		
HONDA - CIVIC VII Stufenheck (ES, ET) 10/00→04/06								
Zubehörsatz, Bremsbacken								
1.4 (ES4)	66	12/00→09/05	➡	02/01→; für Rechtslenker			03.0137-9190.2 669190	
 Bremsbackensatz								
1.3 IMA (ED9, ES9)	61	10/03→09/05	➡	01/04→			03.0137-0287.2 650287	Ø 220 x 36
							03.0137-0294.2 650294	Ø 200 x 36
1.4 (ES4)	66	12/00→09/05	➡	02/01→; für Rechtslenker			03.0137-0287.2 650287	Ø 220 x 36
			➡	02/01→			03.0137-0294.2 650294	Ø 200 x 36
1.6	81	02/01→09/05	➡	04/01→ 10/04			03.0137-0294.2 650294	Ø 200 x 36
 Seilzug, Feststellbremse								
1.4 (ES4)	66	12/00→09/05	➡	☐; 02/01→; für Linkslenker; Scheibenbremse			24.3727-1605.2 581605	L= 1.963
1.6	81	02/01→09/05	➡	☐; Scheibenbremse			24.3727-1605.2 581605	L= 1.963
HONDA - CIVIC VIII Hatchback (FN, FK) 09/05→								
 Seilzug, Feststellbremse								
Type R (FN2)	148	09/06→	➡	☐; → 12/12; Scheibenbremse			24.3727-1618.2 581618	L= 1.842
			➡	☐; → 12/12; Scheibenbremse			24.3727-1619.2 581619	L= 1.872
HONDA - CIVIC VIII Stufenheck (FD, FA) 09/05→								
 Seilzug, Feststellbremse								
1.3 Hybrid (FA3, FD3)	70	01/06→	➡	☐; 01/08→ 02/12; Scheibenbremse			24.3727-1606.2 581606	L= 2.148
			➡	☐; 01/08→ 02/12; Scheibenbremse			24.3727-1607.2 581607	L= 2.100
HONDA - CR-V I (RD) 10/95→07/02								
 Radbremszylinder								
2.0 16V 4WD (RD1, RD3)	94	10/95→12/01	➡	☐; 01/97→ 04/99			24.3220-1733.3 020515	Ø 20,64 ALU
			➡	☐; 01/97→ 04/99			24.3220-1734.3 020516	Ø 20,64 ALU
2.0 16V 4WD (RD1, RD3)	108	01/99→02/02	➡	☐; 04/99→			24.3220-1733.3 020515	Ø 20,64 ALU
			➡	☐; 04/99→			24.3220-1734.3 020516	Ø 20,64 ALU
Zubehörsatz, Bremsbacken								
2.0 16V 4WD (RD1, RD3)	94	10/95→12/01	➡	01/97→ 04/99			03.0137-9190.2 669190	
2.0 16V 4WD (RD1, RD3)	108	01/99→02/02	➡	04/99→			03.0137-9190.2 669190	
 Bremsbackensatz								
2.0 16V 4WD (RD1, RD3)	94	10/95→12/01	➡	01/97→ 04/99			03.0137-0287.2 650287	Ø 220 x 36
2.0 16V 4WD (RD1, RD3)	108	01/99→02/02	➡	04/99→			03.0137-0287.2 650287	Ø 220 x 36
HONDA - CR-V II (RD_) 09/01→07/07								
 Bremsbackensatz, Feststellbremse								
2.0 (RD4, RD5)	110	09/01→03/07	➡	07/02→ 12/04			03.0137-0442.2 650442	Ø 167 x 35
			➡	01/05→ 09/06			03.0137-3051.2 653051	Ø 198 x 35 - HEB
2.2 CTDi (RD9)	103	02/05→09/06	➡				03.0137-3051.2 653051	Ø 198 x 35 - HEB
 Seilzug, Feststellbremse								
2.0 (RD4, RD5)	110	09/01→03/07	➡	☐; 01/05→ 09/06; Scheibenbremse			24.3727-1612.2 581612	L= 1.798
			➡	☐; 01/05→ 09/06; Scheibenbremse			24.3727-1613.2 581613	L= 1.792
			➡	☐; Scheibenbremse			24.3727-1614.2 581614	L= 2.265
			➡				24.3727-1616.2 581616	L= 2.250
			➡	☐; Scheibenbremse			24.3727-1615.2 581615	L= 1.530
			➡				24.3727-1617.2 581617	L= 1.520
2.2 CTDi (RD9)	103	02/05→09/06	➡	☐; Scheibenbremse			24.3727-1612.2 581612	L= 1.798
			➡				24.3727-1616.2 581616	L= 2.250
			➡	☐; Scheibenbremse			24.3727-1613.2 581613	L= 1.792
			➡				24.3727-1617.2 581617	L= 1.520













	kw			 	! #		
HONDA - CR-V III (RE_) 06/06→							
 Bremsbackensatz, Feststellbremse							
2.0 i-VTEC 4WD (RE5, RE2)	110	10/06→06/12				03.0137-3051.2 653051	Ø 198 x 35 - HEB
2.2 i-CTDi 4WD (RE6)	103	01/07→		→ 09/12		03.0137-3051.2 653051	Ø 198 x 35 - HEB
2.2 i-DTEC 4WD (RE6)	110	01/07→					
2.4 i-VTEC 4WD (RE7)	122	09/09→					
 Seilzug, Feststellbremse							
2.0 i-VTEC 4WD (RE5, RE2)	110	10/06→06/12	➡	☐; 01/07→; Scheibenbremse		24.3727-1612.2 581612	L= 1.798
			➡	☐; 01/07→; Scheibenbremse		24.3727-1613.2 581613	L= 1.792
2.2 i-CTDi 4WD (RE6)	103	01/07→	➡	☐; → 09/12; Scheibenbremse		24.3727-1612.2 581612	L= 1.798
2.2 i-DTEC 4WD (RE6)	110	01/07→	➡				
2.4 i-VTEC 4WD (RE7)	122	09/09→	➡	☐; → 09/12; Scheibenbremse		24.3727-1613.2 581613	L= 1.792
HONDA - CR-V IV (RM_) 01/12→							
 Bremsbackensatz, Feststellbremse							
1.6 i-DTEC (RE6)	88	10/13→				03.0137-3051.2 653051	Ø 198 x 35 - HEB
1.6 i-DTEC 4WD	118	02/15→					
2.0 AWD (RE5, RM2)	114	10/12→					
2.0 iVtec (RE5, RM1)	114	10/12→					
2.2 i-DTEC AWD (RE6)	110	10/12→					
HONDA - CRX III (EH, EG) 03/92→12/98							
 Radbremszylinder							
1.6 EsI (EH6)	92	03/92→12/98	➡	☐; - ABS		24.3219-1723.3 020427	Ø 19,05 ALU
			➡	☐; - ABS		24.3219-1724.3 020428	Ø 19,05 ALU
Zubehörsatz, Bremsbacken							
1.6 EsI (EH6)	92	03/92→12/98	➡	- ABS		03.0137-9096.2 669096	
 Bremstrommel							
1.6 EsI (EH6)	92	03/92→12/98	➡	- ABS		24.0218-0018.1 480063	Ø 180,0 x 38 / 181
 Bremsbackensatz							
1.6 EsI (EH6)	92	03/92→12/98	➡	- ABS		03.0137-0284.2 650284	Ø 180 x 31
HONDA - FR-V (BE) 08/04→							
 Bremsbackensatz, Feststellbremse							
1.7 (BE1)	92	08/04→	➡	02/05→ 06/09		03.0137-0442.2 650442	Ø 167 x 35
1.8 (BE1)	103	01/07→	➡	→ 06/09		03.0137-0442.2 650442	Ø 167 x 35
2.0 (BE3)	110	02/05→					
2.2 i CTDi (BE5)	103	07/05→					
HONDA - HR-V (GH) 03/99→							
 Radbremszylinder							
1.6 16V (GH1, GH3)	77	03/99→	➡	☐; → 09/05; TÜrenanzahl: 3		24.3219-1723.3 020427	Ø 19,05 ALU
1.6 16V 4WD (GH2, GH4)	77	03/99→	➡	☐; → 09/05; TÜrenanzahl: 3		24.3219-1724.3 020428	Ø 19,05 ALU
1.6 16V 4WD (GH2, GH4)	91	10/99→	➡	☐; → 09/05; TÜrenanzahl: 5		24.3220-1733.3 020515	Ø 20,64 ALU
			➡	☐; → 09/05; TÜrenanzahl: 5		24.3220-1734.3 020516	Ø 20,64 ALU
Zubehörsatz, Bremsbacken							
1.6 16V (GH1, GH3)	77	03/99→	➡	→ 09/05; TÜrenanzahl: 5		03.0137-9190.2 669190	
1.6 16V 4WD (GH2, GH4)	77	03/99→	➡	→ 09/05; TÜrenanzahl: 3		03.0137-9252.2 669252	
1.6 16V 4WD (GH2, GH4)	91	10/99→					
 Bremsbackensatz							
1.6 16V (GH1, GH3)	77	03/99→	➡	→ 09/05; TÜrenanzahl: 5		03.0137-0287.2 650287	Ø 220 x 36
1.6 16V 4WD (GH2, GH4)	77	03/99→	➡	→ 09/05; TÜrenanzahl: 3		03.0137-0294.2 650294	Ø 200 x 36
1.6 16V 4WD (GH2, GH4)	91	10/99→					
HONDA - JAZZ II (GD_, GE3, GE2) 06/01→12/08							
 Radbremszylinder							
1.2 i-DSi (GD5, GE2)	57	03/02→07/08	➡	→ 12/03; - ABS		24.3217-1717.3 020477	Ø 17,46 GG
1.3 iDSi (GD1)	61	03/02→07/08					














	kw					! #		
HONDA - JAZZ II (GD_, GE3, GE2) 06/01→12/08								
Zubehörsatz, Bremsbacken								
1.2 i-DSI (GD5, GE2)	57	03/02→07/08	➡	→ 12/03; - ABS			03.0137-9284.2	669284
1.3 iDSi (GD1)	61	03/02→07/08	➡					
 Bremstrommel								
1.2 i-DSI (GD5, GE2)	57	03/02→07/08	➡	→ 12/03; - ABS			24.0218-0048.1	480314 Ø 180,0 x 39 / 181
1.3 iDSi (GD1)	61	03/02→07/08	➡					
 Bremsbackensatz								
1.2 i-DSI (GD5, GE2)	57	03/02→07/08	➡	→ 12/03; - ABS			03.0137-0422.2	650422 Ø 180 x 31 - HEB
1.3 iDSi (GD1)	61	03/02→07/08	➡					
 Seilzug, Feststellbremse								
1.2 i-DSI (GD5, GE2)	57	03/02→07/08	➡	<input type="checkbox"/>	01/04→; + ABS; Scheibenbremse	24.3727-1608.2	581608	L= 1.634
1.3 iDSi (GD1)	61	03/02→07/08	➡	<input type="checkbox"/>	01/04→; + ABS; Scheibenbremse	24.3727-1609.2	581609	L= 1.695
			➡	<input type="checkbox"/>	→ 12/03; - ABS; Trommelbremse	24.3727-1610.2	581610	L= 1.593
			➡	<input type="checkbox"/>	→ 12/03; - ABS; Trommelbremse	24.3727-1611.2	581611	L= 1.653
HONDA - JAZZ III (GE_, GG_, GP_, ZA_) 10/07→								
 Seilzug, Feststellbremse								
1.2	66	07/08→	➡	<input type="checkbox"/>	→ 12/08; Scheibenbremse	24.3727-1608.2	581608	L= 1.634
			➡	<input type="checkbox"/>	→ 12/08; Scheibenbremse	24.3727-1609.2	581609	L= 1.695
HONDA - LOGO (GA) 03/99→03/02								
 Radbremszylinder								
1.3 (GA3)	48	03/99→03/02	➡	<input type="checkbox"/>		24.3217-1735.3	020567	Ø 17,46 ALU
			➡	<input type="checkbox"/>		24.3217-1736.3	020568	Ø 17,46 ALU
Zubehörsatz, Bremsbacken								
1.3 (GA3)	48	03/99→03/02	➡				03.0137-9252.2	669252
 Bremsbackensatz								
1.3 (GA3)	48	03/99→03/02	➡				03.0137-0294.2	650294 Ø 200 x 36
HONDA - SHUTTLE (RA) 06/94→06/04								
 Bremsbackensatz, Feststellbremse								
2.2 16V (RA1)	110	10/94→02/98	➡	01/95→ 12/97			03.0137-0442.2	650442 Ø 167 x 35
2.3 16V (RA3, RA6)	110	10/97→06/04	➡	01/98→ 05/01			03.0137-0442.2	650442 Ø 167 x 35
HONDA - STREAM (RN) 05/01→								
 Bremsbackensatz, Feststellbremse								
1.7 16V (RN1)	92	05/01→	➡	→ 09/05			03.0137-0442.2	650442 Ø 167 x 35
2.0 16V (RN3)	115	05/01→	➡					
HYUNDAI - ACCENT I (X-3) 05/94→12/02								
 Radbremszylinder								
1.3	44	10/94→01/00	➡	<input type="checkbox"/>	→ 12/99	24.3219-1747.3	020498	Ø 19,05 ALU
1.3	55	10/94→01/00	➡	<input type="checkbox"/>	→ 12/99	24.3219-1748.3	020499	Ø 19,05 ALU
1.3 i 12V	62	10/94→01/00	➡	<input type="checkbox"/>	→ 12/99			
1.5 i 12V	65	10/94→01/00	➡					
1.5 i 16V	73	12/95→01/00	➡					
Zubehörsatz, Bremsbacken								
1.3	44	10/94→01/00	➡	→ 12/99			03.0137-9277.2	669277
1.3	55	10/94→01/00	➡					
1.3 i 12V	62	10/94→01/00	➡					
1.5 i 12V	65	10/94→01/00	➡					
1.5 i 16V	73	12/95→01/00	➡					
 Bremstrommel								
1.3	44	10/94→01/00	➡	→ 05/96			24.0218-0027.1	480099 Ø 180,0 x 44 / 182
1.3	55	10/94→01/00	➡	06/96→ 12/99			24.0218-0034.1	480129 Ø 180,0 x 44,6 / 182
1.3 i 12V	62	10/94→01/00	➡					
1.5 i 12V	65	10/94→01/00	➡					
1.5 i 16V	73	12/95→01/00	➡					
 Bremsbackensatz								
1.3	44	10/94→01/00	➡	→ 12/99			03.0137-0366.2	650366 Ø 180 x 32 + HEB












	kw			 	! #		
HYUNDAI - ACCENT I (X-3) 05/94→12/02							
 Bremsbackensatz							
1.3	55	10/94→01/00	➡	→ 12/99		03.0520-7519.3 697519	Ø 180 x 32 Ø 19,05 + RZ / + Zub TopKit
1.3 i 12V	62	10/94→01/00					
1.5 i 12V	65	10/94→01/00					
1.5 i 16V	73	12/95→01/00					
 Seilzug, Feststellbremse							
1.3	44	10/94→01/00	➡	☐; → 12/99; Trommelbremse		24.3727-3102.2 583102	L= 1.485
1.3	55	10/94→01/00					
1.3 i 12V	62	10/94→01/00	➡	☐; → 12/99; Trommelbremse		24.3727-3103.2 583103	L= 1.485
1.5 i 12V	65	10/94→01/00					
HYUNDAI - ACCENT II (LC) 09/99→12/06							
 Radbremszylinder							
1.3	55	01/00→11/05	➡	08/02→ 09/05		24.3217-1723.3 020502	Ø 17,78 ALU
1.5	66	01/00→11/05					
1.5	75	09/00→11/05	➡	→ 07/02		24.3219-1743.3 020485	Ø 19,05 ALU
1.5 CRDi	60	04/02→11/05					
1.3	62	08/02→11/05	➡	→ 09/05		24.3217-1723.3 020502	Ø 17,78 ALU
1.6	77	12/02→11/05					
1.3	63	01/00→11/05	➡	→ 09/05		24.3219-1743.3 020485	Ø 19,05 ALU
Zubehörsatz, Bremsbacken							
1.3	55	01/00→11/05	➡	08/02→ 09/05		03.0137-9270.2 669270	
1.5	66	01/00→11/05					
1.5	75	09/00→11/05	➡	→ 07/02		03.0137-9276.2 669276	
1.5 CRDi	60	04/02→11/05					
1.3	62	08/02→11/05	➡	→ 09/05		03.0137-9270.2 669270	
1.6	77	12/02→11/05					
1.3	63	01/00→11/05	➡	→ 09/05		03.0137-9276.2 669276	
 Bremstrommel							
1.3	55	01/00→11/05	➡	→ 07/02		24.0218-0008.1 480313	Ø 180,0 x 45,1 / 182
1.5	66	01/00→11/05					
1.5	75	09/00→11/05					
1.5 CRDi	60	04/02→11/05					
1.3	63	01/00→11/05	➡	→ 09/05		24.0218-0008.1 480313	Ø 180,0 x 45,1 / 182
 Bremsbackensatz							
1.3	55	01/00→11/05	➡	→ 07/02		03.0137-0429.2 650429	Ø 180 x 37 + HEB
1.5	66	01/00→11/05				03.0520-7419.3 697419	Ø 180 x 37 Ø 19,05 + RZ / + Zub TopKit
1.5	75	09/00→11/05					
1.5 CRDi	60	04/02→11/05					
			➡	08/02→ 09/05		03.0137-0437.2 650437	Ø 203 x 38 + HEB
						03.0520-4517.3 694517	Ø 203 x 38 Ø 17,78 + RZ / + Zub TopKit
1.3	62	08/02→11/05	➡	→ 09/05		03.0137-0437.2 650437	Ø 203 x 38 + HEB
1.6	77	12/02→11/05				03.0520-4517.3 694517	Ø 203 x 38 Ø 17,78 + RZ / + Zub TopKit
1.3	63	01/00→11/05	➡	→ 09/05		03.0137-0429.2 650429	Ø 180 x 37 + HEB
						03.0520-7419.3 697419	Ø 180 x 37 Ø 19,05 + RZ / + Zub TopKit
 Seilzug, Feststellbremse							
1.3	55	01/00→11/05	➡	☐; 08/02→ 09/05; Trommelbremse		24.3727-3104.2 583104	L= 1.493
1.5	66	01/00→11/05					
1.5	75	09/00→11/05	➡	☐; 08/02→ 09/05; Trommelbremse		24.3727-3105.2 583105	L= 1.493
1.5 CRDi	60	04/02→11/05					
1.3	62	08/02→11/05	➡	☐; → 09/05; Trommelbremse		24.3727-3104.2 583104	L= 1.493
1.6	77	12/02→11/05	➡	☐; → 09/05; Trommelbremse		24.3727-3105.2 583105	L= 1.493
HYUNDAI - ACCENT II Stufenheck (LC) 09/99→12/06							
 Radbremszylinder							
1.3	55	01/00→11/05	➡	08/02→ 09/05		24.3217-1723.3 020502	Ø 17,78 ALU
1.5	66	01/00→11/05					
			➡	→ 07/02		24.3219-1743.3 020485	Ø 19,05 ALU
1.3	63	01/00→11/05	➡	→ 09/05		24.3219-1743.3 020485	Ø 19,05 ALU
1.5 CRDi	60	01/02→11/05					
			➡	08/02→ 09/05		24.3217-1723.3 020502	Ø 17,78 ALU
			➡	04/02→ 07/02		24.3219-1743.3 020485	Ø 19,05 ALU
1.6	77	12/02→11/05	➡	→ 09/05		24.3217-1723.3 020502	Ø 17,78 ALU
↓							











	kw					! #		
HYUNDAI - ACCENT II Stufenheck (LC) 09/99→12/06								
Zubehörsatz, Bremsbacken								
1.3	55	01/00→11/05	➡	08/02→ 09/05			03.0137-9270.2 669270	
1.5	66	01/00→11/05	➡	→ 07/02			03.0137-9276.2 669276	
1.3	63	01/00→11/05	➡	→ 09/05			03.0137-9276.2 669276	
1.5 CRDi	60	01/02→11/05	➡	08/02→ 09/05			03.0137-9270.2 669270	
			➡	04/02→ 07/02			03.0137-9276.2 669276	
1.6	77	12/02→11/05	➡	→ 09/05			03.0137-9270.2 669270	
 Bremstrommel								
1.3	55	01/00→11/05	➡	→ 07/02			24.0218-0008.1 480313	Ø 180,0 x 45,1 / 182
1.5	66	01/00→11/05	➡					
1.3	63	01/00→11/05	➡	→ 09/05			24.0218-0008.1 480313	Ø 180,0 x 45,1 / 182
1.5 CRDi	60	01/02→11/05	➡	04/02→ 07/02			24.0218-0008.1 480313	Ø 180,0 x 45,1 / 182
 Bremsbackensatz								
1.3	55	01/00→11/05	➡	→ 07/02			03.0137-0429.2 650429	Ø 180 x 37 + HEB
1.5	66	01/00→11/05	➡				03.0520-7419.3 697419	Ø 180 x 37 Ø 19,05 + RZ / + Zub TopKit
			➡	08/02→ 09/05			03.0137-0437.2 650437	Ø 203 x 38 + HEB
							03.0520-4517.3 694517	Ø 203 x 38 Ø 17,78 + RZ / + Zub TopKit
1.3	63	01/00→11/05	➡	→ 09/05			03.0137-0429.2 650429	Ø 180 x 37 + HEB
							03.0520-7419.3 697419	Ø 180 x 37 Ø 19,05 + RZ / + Zub TopKit
1.5 CRDi	60	01/02→11/05	➡	04/02→ 07/02			03.0137-0429.2 650429	Ø 180 x 37 + HEB
							03.0520-7419.3 697419	Ø 180 x 37 Ø 19,05 + RZ / + Zub TopKit
			➡	08/02→ 09/05			03.0137-0437.2 650437	Ø 203 x 38 + HEB
							03.0520-4517.3 694517	Ø 203 x 38 Ø 17,78 + RZ / + Zub TopKit
1.6	77	12/02→11/05	➡	→ 09/05			03.0137-0437.2 650437	Ø 203 x 38 + HEB
							03.0520-4517.3 694517	Ø 203 x 38 Ø 17,78 + RZ / + Zub TopKit
 Seilzug, Feststellbremse								
1.3	55	01/00→11/05	➡	<input type="checkbox"/> ; 08/02→ 09/05; Trommelbremse			24.3727-3104.2 583104	L= 1.493
1.5	66	01/00→11/05	➡					
1.5 CRDi	60	01/02→11/05	➡	<input type="checkbox"/> ; 08/02→ 09/05; Trommelbremse			24.3727-3105.2 583105	L= 1.493
1.6	77	12/02→11/05	➡	<input type="checkbox"/> ; → 09/05; Trommelbremse			24.3727-3104.2 583104	L= 1.493
			➡	<input type="checkbox"/> ; → 09/05; Trommelbremse			24.3727-3105.2 583105	L= 1.493
HYUNDAI - ACCENT III (MC) 11/05→12/10								
 Bremsbackensatz								
1.4 GL	71	11/05→11/10	➡	- ABS			03.0137-0495.2 650495	Ø 203 x 32 + HEB
1.5 CRDi GLS	81	11/05→11/10						
1.6 GLS	82	11/05→11/10						
 Bremsbackensatz, Feststellbremse								
1.4 GL	71	11/05→11/10	➡	+ ABS			03.0137-3022.2 653022	Ø 170 x 32 + HEB
1.5 CRDi GLS	81	11/05→11/10						
1.6 GLS	82	11/05→11/10						
HYUNDAI - ACCENT III Stufenheck (MC) 11/05→11/10								
 Bremsbackensatz								
1.4 GL	71	11/05→11/10	➡	- ABS			03.0137-0495.2 650495	Ø 203 x 32 + HEB
1.5 CRDi GLS	81	11/05→11/10						
1.6 GLS	82	11/05→11/10						
 Bremsbackensatz, Feststellbremse								
1.4 GL	71	11/05→11/10	➡	+ ABS			03.0137-3022.2 653022	Ø 170 x 32 + HEB
1.5 CRDi GLS	81	11/05→11/10						
1.6 GLS	82	11/05→11/10						
HYUNDAI - ACCENT IV Stufenheck (RB) 08/10→								
 Radbremszylinder								
1.4	74	11/10→12/16	➡	- ABS			24.3217-1731.3 020551	Ø 17,46 ALU
1.4	80	11/10→12/17						
1.6	91	11/10→						
↓								

















	kw					! #		
HYUNDAI - ACCENT IV Stufenheck (RB) 08/10→								
 Radbremszylinder								
1.6 CRDI	100	04/11→	➔	- ABS		24.3217-1731.3	020551	Ø 17,46 ALU
1.6 CRDi	94	11/10→12/15	➔	10/11→; - ABS		24.3217-1731.3	020551	Ø 17,46 ALU
HYUNDAI - ACCENT Stufenheck (X-3) 05/94→01/00								
 Radbremszylinder								
1.3	44	10/94→01/00	➔	☐; → 12/99		24.3219-1747.3	020498	Ø 19,05 ALU
1.3	55	10/94→01/00	➔					
1.3 i 12V	62	10/94→01/00	➔	☐; → 12/99		24.3219-1748.3	020499	Ø 19,05 ALU
1.5 i 12V	65	10/94→01/00						
1.5 i 16V	73	10/95→01/00						
Zubehörsatz, Bremsbacken								
1.3	44	10/94→01/00	➔	→ 12/99		03.0137-9277.2	669277	
1.3	55	10/94→01/00						
1.3 i 12V	62	10/94→01/00						
1.5 i 12V	65	10/94→01/00						
1.5 i 16V	73	10/95→01/00						
 Bremstrommel								
1.3	44	10/94→01/00	➔	→ 05/96		24.0218-0027.1	480099	Ø 180,0 x 44 / 182
1.3	55	10/94→01/00						
1.3 i 12V	62	10/94→01/00	➔	06/96→ 12/99		24.0218-0034.1	480129	Ø 180,0 x 44,6 / 182
1.5 i 12V	65	10/94→01/00						
1.5 i 16V	73	10/95→01/00						
 Bremsbackensatz								
1.3	44	10/94→01/00	➔	→ 12/99		03.0137-0366.2	650366	Ø 180 x 32 + HEB
1.3	55	10/94→01/00						
1.3 i 12V	62	10/94→01/00				03.0520-7519.3	697519	Ø 180 x 32 Ø 19,05 + RZ / + Zub TopKit
1.5 i 12V	65	10/94→01/00						
1.5 i 16V	73	10/95→01/00						
 Seilzug, Feststellbremse								
1.3	44	10/94→01/00	➔	☐; → 12/99; Trommelbremse		24.3727-3102.2	583102	L= 1.485
1.3	55	10/94→01/00						
1.3 i 12V	62	10/94→01/00	➔	☐; → 12/99; Trommelbremse		24.3727-3103.2	583103	L= 1.485
1.5 i 12V	65	10/94→01/00						
HYUNDAI - ATOS (MX) 01/97→								
 Radbremszylinder								
1.0 i	40	02/98→12/00	➔			24.3217-1723.3	020502	Ø 17,78 ALU
1.0 i	43	03/01→07/03						
1.1	43	08/03→12/08	➔	→ 08/08; - ABS		24.3215-1705.3	020596	Ø 15,87 ALU
			➔	→ 08/08; + ABS		24.3217-1723.3	020502	Ø 17,78 ALU
1.1	46	08/03→12/08	➔	03/04→ 02/08; - ABS		24.3215-1705.3	020596	Ø 15,87 ALU
			➔	03/04→ 01/06; + ABS		24.3217-1723.3	020502	Ø 17,78 ALU
Zubehörsatz, Bremsbacken								
1.0 i	40	02/98→12/00	➔			03.0137-9277.2	669277	
1.0 i	43	03/01→07/03						
1.1	43	08/03→12/08	➔	→ 08/08		03.0137-9277.2	669277	
1.1	46	08/03→12/08	➔	03/04→ 02/08		03.0137-9277.2	669277	
 Bremstrommel								
1.0 i	40	02/98→12/00	➔			24.0218-0044.2	480174	Ø 180,0 x 36 / 182 - RLG / - ABS Ring / mit Radbe- festigungsbolzen
1.0 i	43	03/01→07/03						
 Bremsbackensatz								
1.0 i	40	02/98→12/00	➔			03.0137-0386.2	650386	Ø 180 x 30 + HEB
1.0 i	43	03/01→07/03				03.0520-4617.3	694617	Ø 180 x 30 Ø 17,78 + RZ / + Zub TopKit
1.1	43	08/03→12/08	➔	→ 08/08		03.0137-0386.2	650386	Ø 180 x 30 + HEB
						03.0520-4617.3	694617	Ø 180 x 30 Ø 17,78 + RZ / + Zub TopKit
1.1	46	08/03→12/08	➔	03/04→ 02/08		03.0137-0386.2	650386	Ø 180 x 30 + HEB
						03.0520-4617.3	694617	Ø 180 x 30 Ø 17,78 + RZ / + Zub TopKit
↓								


















	kw			 	! #		
HYUNDAI - ATOS (MX) 01/97→							
 Seilzug, Feststellbremse							
1.0 i	40	02/98→12/00	➡	<input type="checkbox"/> ; Trommelbremse	24.3727-3100.2	583100	L= 1.520
1.0 i	43	03/01→07/03	➡	<input type="checkbox"/> ; Trommelbremse	24.3727-3101.2	583101	L= 1.504
1.1	43	08/03→12/08	➡	<input type="checkbox"/> ; → 08/08; Trommelbremse	24.3727-3100.2	583100	L= 1.520
			➡	<input type="checkbox"/> ; → 08/08; Trommelbremse	24.3727-3101.2	583101	L= 1.504
1.1	46	08/03→12/08	➡	<input type="checkbox"/> ; 03/04→ 02/08; Trommelbremse	24.3727-3100.2	583100	L= 1.520
			➡	<input type="checkbox"/> ; 03/04→ 02/08; Trommelbremse	24.3727-3101.2	583101	L= 1.504
HYUNDAI - COUPE (RD) 05/96→04/02							
Zubehörsatz, Bremsbacken							
1.6 16V	85	03/98→04/02	➡	- ABS	03.0137-9270.2	669270	
1.6 i 16V	79	08/00→01/02					
1.6 i 16V	84	12/96→04/02					
 Bremsbackensatz							
1.6 16V	85	03/98→04/02	➡	- ABS	03.0137-0369.2	650369	Ø 203 x 39 + HEB
1.6 i 16V	79	08/00→01/02					
1.6 i 16V	84	12/96→04/02					
HYUNDAI - ELANTRA (XD) 03/00→08/06							
 Radbremszylinder							
1.6	66	06/00→07/06	➡	11/01→ 05/06; - ABS	24.3219-1743.3	020485	Ø 19,05 ALU
1.6	79	06/00→07/06					
1.8	97	06/00→07/06					
2.0	102	06/00→07/06					
2.0	104	06/00→07/06					
2.0 CRDi	83	04/01→07/06					
1.6	77	05/03→07/06	➡	08/03→ 05/06; - ABS	24.3219-1743.3	020485	Ø 19,05 ALU
2.0	105	10/03→07/06	➡	→ 05/06; - ABS	24.3219-1743.3	020485	Ø 19,05 ALU
Zubehörsatz, Bremsbacken							
1.6	66	06/00→07/06	➡		03.0137-9270.2	669270	
1.6	79	06/00→07/06					
1.8	97	06/00→07/06					
2.0	102	06/00→07/06					
2.0	104	06/00→07/06					
2.0 CRDi	83	04/01→07/06					
 Bremsbackensatz							
1.6	66	06/00→07/06	➡	11/01→ 05/06; - ABS	03.0137-0437.2	650437	Ø 203 x 38 + HEB
1.6	79	06/00→07/06					
1.8	97	06/00→07/06					
2.0	102	06/00→07/06					
2.0	104	06/00→07/06					
2.0 CRDi	83	04/01→07/06					
1.6	77	05/03→07/06	➡	08/03→ 05/06; - ABS	03.0137-0437.2	650437	Ø 203 x 38 + HEB
2.0	105	10/03→07/06	➡	→ 05/06; - ABS	03.0137-0437.2	650437	Ø 203 x 38 + HEB
 Seilzug, Feststellbremse							
1.6	66	06/00→07/06	➡	<input type="checkbox"/> ; → 10/03; + ABS; Scheibenbremse	24.3727-3110.2	583110	L= 1.593
1.6	79	06/00→07/06					
1.8	97	06/00→07/06	➡	<input type="checkbox"/> ; → 10/03; + ABS; Scheibenbremse	24.3727-3111.2	583111	L= 1.578
2.0	102	06/00→07/06	➡	<input type="checkbox"/> ; 11/03→ 05/06; + ABS; Scheibenbremse	24.3727-3112.2	583112	L= 1.578
2.0	104	06/00→07/06					
2.0 CRDi	83	04/01→07/06	➡	<input type="checkbox"/> ; 11/03→ 05/06; + ABS; Scheibenbremse	24.3727-3113.2	583113	L= 1.562
			➡	<input type="checkbox"/> ; → 05/06; - ABS; Trommelbremse	24.3727-3118.2	583118	L= 1.718
			➡	<input type="checkbox"/> ; → 05/06; - ABS; Trommelbremse	24.3727-3119.2	583119	L= 1.705
1.6	77	05/03→07/06	➡	<input type="checkbox"/> ; 08/03→ 10/03; + ABS; Scheibenbremse	24.3727-3110.2	583110	L= 1.593
			➡	<input type="checkbox"/> ; 08/03→ 10/03; + ABS; Scheibenbremse	24.3727-3111.2	583111	L= 1.578
			➡	<input type="checkbox"/> ; 11/03→ 05/06; + ABS; Scheibenbremse	24.3727-3112.2	583112	L= 1.578
			➡	<input type="checkbox"/> ; 11/03→ 05/06; + ABS; Scheibenbremse	24.3727-3113.2	583113	L= 1.562
			➡	<input type="checkbox"/> ; 08/03→ 05/06; - ABS; Trommelbremse	24.3727-3118.2	583118	L= 1.718
			➡	<input type="checkbox"/> ; 08/03→ 05/06; - ABS; Trommelbremse	24.3727-3119.2	583119	L= 1.705
↓							
















	kw					! #		
HYUNDAI - ELANTRA (XD) 03/00→08/06								
 Seilzug, Feststellbremse								
2.0	105	10/03→07/06	➡	<input type="checkbox"/>	→ 05/06; + ABS; Scheibenbremse	24.3727-3112.2	583112	L= 1.578
			➡	<input type="checkbox"/>	→ 05/06; + ABS; Scheibenbremse	24.3727-3113.2	583113	L= 1.562
			➡	<input type="checkbox"/>	→ 05/06; - ABS; Trommelbremse	24.3727-3118.2	583118	L= 1.718
			➡	<input type="checkbox"/>	→ 05/06; - ABS; Trommelbremse	24.3727-3119.2	583119	L= 1.705
HYUNDAI - ELANTRA Stufenheck (HD) 11/05→12/11								
 Seilzug, Feststellbremse								
1.6 CRDi	85	11/05→12/11	➡	<input type="checkbox"/>	+ ABS; Scheibenbremse	24.3727-3114.2	583114	L= 1.674
			➡	<input type="checkbox"/>	+ ABS; Scheibenbremse	24.3727-3115.2	583115	L= 1.672
HYUNDAI - ELANTRA Stufenheck (XD) 03/00→09/06								
 Radbremszylinder								
1.6	66	06/00→07/06	➡		11/01→ 05/06; - ABS	24.3219-1743.3	020485	Ø 19,05 ALU
1.6	79	06/00→07/06						
1.8	97	06/00→07/06						
2.0	102	06/00→07/06						
2.0	104	06/00→07/06						
2.0 CRDi	83	04/01→07/06						
1.6	77	05/03→05/06	➡		08/03→; - ABS	24.3219-1743.3	020485	Ø 19,05 ALU
2.0	105	10/03→07/06	➡		→ 05/06; - ABS	24.3219-1743.3	020485	Ø 19,05 ALU
Zubehörsatz, Bremsbacken								
1.6	66	06/00→07/06	➡			03.0137-9270.2	669270	
1.6	79	06/00→07/06						
1.8	97	06/00→07/06						
2.0	102	06/00→07/06						
2.0	104	06/00→07/06						
2.0 CRDi	83	04/01→07/06						
 Bremsbackensatz								
1.6	66	06/00→07/06	➡		11/01→ 05/06; - ABS	03.0137-0437.2	650437	Ø 203 x 38 + HEB
1.6	79	06/00→07/06						
1.8	97	06/00→07/06						
2.0	102	06/00→07/06						
2.0	104	06/00→07/06						
2.0 CRDi	83	04/01→07/06						
1.6	77	05/03→05/06	➡		08/03→; - ABS	03.0137-0437.2	650437	Ø 203 x 38 + HEB
2.0	105	10/03→07/06	➡		→ 05/06; - ABS	03.0137-0437.2	650437	Ø 203 x 38 + HEB
 Seilzug, Feststellbremse								
1.6	66	06/00→07/06	➡	<input type="checkbox"/>	→ 10/03; + ABS; Scheibenbremse	24.3727-3110.2	583110	L= 1.593
1.6	79	06/00→07/06	➡	<input type="checkbox"/>	→ 10/03; + ABS; Scheibenbremse	24.3727-3111.2	583111	L= 1.578
1.8	97	06/00→07/06	➡	<input type="checkbox"/>	→ 10/03; + ABS; Scheibenbremse	24.3727-3112.2	583112	L= 1.578
2.0	102	06/00→07/06	➡	<input type="checkbox"/>	11/03→ 05/06; + ABS; Scheibenbremse	24.3727-3113.2	583113	L= 1.562
2.0	104	06/00→07/06	➡	<input type="checkbox"/>	11/03→ 05/06; + ABS; Scheibenbremse	24.3727-3118.2	583118	L= 1.718
2.0 CRDi	83	04/01→07/06	➡	<input type="checkbox"/>	→ 05/06; - ABS; Trommelbremse	24.3727-3119.2	583119	L= 1.705
			➡	<input type="checkbox"/>	→ 05/06; - ABS; Trommelbremse	24.3727-3112.2	583112	L= 1.578
			➡	<input type="checkbox"/>	→ 05/06; - ABS; Trommelbremse	24.3727-3111.2	583111	L= 1.578
			➡	<input type="checkbox"/>	11/03→; + ABS; Scheibenbremse	24.3727-3112.2	583112	L= 1.578
			➡	<input type="checkbox"/>	11/03→; + ABS; Scheibenbremse	24.3727-3113.2	583113	L= 1.562
			➡	<input type="checkbox"/>	08/03→; - ABS; Trommelbremse	24.3727-3118.2	583118	L= 1.718
			➡	<input type="checkbox"/>	08/03→; - ABS; Trommelbremse	24.3727-3119.2	583119	L= 1.705
1.6	77	05/03→05/06	➡	<input type="checkbox"/>	08/03→ 10/03; + ABS; Scheibenbremse	24.3727-3110.2	583110	L= 1.593
			➡	<input type="checkbox"/>	08/03→ 10/03; + ABS; Scheibenbremse	24.3727-3111.2	583111	L= 1.578
			➡	<input type="checkbox"/>	11/03→; + ABS; Scheibenbremse	24.3727-3112.2	583112	L= 1.578
			➡	<input type="checkbox"/>	11/03→; + ABS; Scheibenbremse	24.3727-3113.2	583113	L= 1.562
			➡	<input type="checkbox"/>	08/03→; - ABS; Trommelbremse	24.3727-3118.2	583118	L= 1.718
			➡	<input type="checkbox"/>	08/03→; - ABS; Trommelbremse	24.3727-3119.2	583119	L= 1.705
2.0	105	10/03→07/06	➡	<input type="checkbox"/>	→ 05/06; + ABS; Scheibenbremse	24.3727-3112.2	583112	L= 1.578
			➡	<input type="checkbox"/>	→ 05/06; + ABS; Scheibenbremse	24.3727-3113.2	583113	L= 1.562
			➡	<input type="checkbox"/>	→ 05/06; - ABS; Trommelbremse	24.3727-3118.2	583118	L= 1.718
			➡	<input type="checkbox"/>	→ 05/06; - ABS; Trommelbremse	24.3727-3119.2	583119	L= 1.705
HYUNDAI - GALLOPER II (JK-01) 02/97→12/03								
 Radbremszylinder								
2.5 TD	65	08/98→12/03	➡	<input type="checkbox"/>		24.3223-1712.3	020571	Ø 23,81 GG
↓								















	kw				! #		
HYUNDAI - GALLOPER II (JK-01) 02/97→12/03							
 Radbremszylinder							
2.5 TD intercooler	73	08/98→12/03	➡	☐		24.3223-1713.3 020572	Ø 23,81 GG
3.0 V6	104	08/98→12/03	➡				
HYUNDAI - GETZ (TB) 06/01→01/11							
 Radbremszylinder							
1.1	46	09/02→09/05	➡	→ 07/05		24.3217-1723.3 020502	Ø 17,78 ALU
1.1	49	09/05→06/09	➡	→ 02/09		24.3217-1723.3 020502	Ø 17,78 ALU
1.4 i	71	08/05→12/10					
1.5 CRDi GLS	81	08/05→06/09					
1.3	63	09/03→09/05	➡	→ 04/05		24.3217-1723.3 020502	Ø 17,78 ALU
1.3 i	60	09/02→03/04	➡			24.3217-1723.3 020502	Ø 17,78 ALU
1.5 CRDi	60	03/03→09/05	➡	→ 04/05; - ABS		24.3217-1723.3 020502	Ø 17,78 ALU
1.5 CRDi	65	08/05→06/09	➡	→ 02/09; - ABS		24.3217-1723.3 020502	Ø 17,78 ALU
1.6	77	09/02→09/05	➡	→ 07/05; - ABS		24.3217-1723.3 020502	Ø 17,78 ALU
1.6	78	06/05→12/06	➡	08/05→		24.3217-1723.3 020502	Ø 17,78 ALU
Zubehörsatz, Bremsbacken							
1.1	46	09/02→09/05	➡	→ 07/05; - ABS		03.0137-9292.2 669292	
1.6	77	09/02→09/05	➡				
1.1	49	09/05→06/09	➡	→ 02/09; - ABS		03.0137-9292.2 669292	
1.4 i	71	08/05→12/10					
1.5 CRDi	65	08/05→06/09					
1.5 CRDi GLS	81	08/05→06/09					
1.3	63	09/03→09/05	➡	→ 04/05; - ABS		03.0137-9292.2 669292	
1.5 CRDi	60	03/03→09/05	➡				
1.3 i	60	09/02→03/04	➡	- ABS		03.0137-9292.2 669292	
1.6	78	06/05→12/06	➡	08/05→; - ABS		03.0137-9292.2 669292	
 Bremstrommel							
1.1	46	09/02→09/05	➡	→ 07/05; + ABS		24.0220-3038.1 480315	Ø 203,0 x 38,5 / 205,2
1.6	77	09/02→09/05	➡				
1.1	49	09/05→06/09	➡	→ 02/09; + ABS		24.0220-3038.1 480315	Ø 203,0 x 38,5 / 205,2
1.4 i	71	08/05→12/10					
1.5 CRDi	65	08/05→06/09					
1.3	63	09/03→09/05	➡	→ 04/05; + ABS		24.0220-3038.1 480315	Ø 203,0 x 38,5 / 205,2
1.5 CRDi	60	03/03→09/05	➡				
1.3 i	60	09/02→03/04	➡	+ ABS		24.0220-3038.1 480315	Ø 203,0 x 38,5 / 205,2
1.6	78	06/05→12/06	➡	08/05→; + ABS		24.0220-3038.1 480315	Ø 203,0 x 38,5 / 205,2
 Bremsbackensatz							
1.1	46	09/02→09/05	➡	→ 07/05; + ABS		03.0137-0456.2 650456	Ø 203 x 32 + HEB
1.6	77	09/02→09/05	➡	→ 07/05		03.0520-4417.3 694417	Ø 203 x 32 Ø 17,78 + RZ / + Zub TopKit
1.1	49	09/05→06/09	➡	→ 02/09; + ABS		03.0137-0456.2 650456	Ø 203 x 32 + HEB
1.4 i	71	08/05→12/10					
1.5 CRDi	65	08/05→06/09	➡	→ 02/09		03.0520-4417.3 694417	Ø 203 x 32 Ø 17,78 + RZ / + Zub TopKit
1.3	63	09/03→09/05	➡	→ 04/05; + ABS		03.0137-0456.2 650456	Ø 203 x 32 + HEB
1.5 CRDi	60	03/03→09/05	➡	→ 04/05		03.0520-4417.3 694417	Ø 203 x 32 Ø 17,78 + RZ / + Zub TopKit
1.3 i	60	09/02→03/04	➡	+ ABS		03.0137-0456.2 650456	Ø 203 x 32 + HEB
			➡			03.0520-4417.3 694417	Ø 203 x 32 Ø 17,78 + RZ / + Zub TopKit
1.5 CRDi GLS	81	08/05→06/09	➡	→ 02/09		03.0520-4417.3 694417	Ø 203 x 32 Ø 17,78 + RZ / + Zub TopKit
1.6	78	06/05→12/06	➡	08/05→; + ABS		03.0137-0456.2 650456	Ø 203 x 32 + HEB
			➡	08/05→		03.0520-4417.3 694417	Ø 203 x 32 Ø 17,78 + RZ / + Zub TopKit
 Bremsbackensatz, Feststellbremse							
1.4 i	71	08/05→12/10	➡	→ 02/09		03.0137-3024.2 653024	Ø 170 x 32 + HEB
1.5 CRDi	65	08/05→06/09					
1.5 CRDi GLS	81	08/05→06/09					
1.5 CRDi	60	03/03→09/05	➡	→ 04/05		03.0137-3024.2 653024	Ø 170 x 32 + HEB
1.6	77	09/02→09/05	➡	→ 07/05		03.0137-3024.2 653024	Ø 170 x 32 + HEB
1.6	78	06/05→12/06	➡	08/05→		03.0137-3024.2 653024	Ø 170 x 32 + HEB
↓							















	kw			 	! #		
HYUNDAI - GETZ (TB) 06/01→01/11							
 Seilzug, Feststellbremse							
1.1	46	09/02→09/05	➡	<input type="checkbox"/> ; → 07/05; + ABS; Trommelbremse	24.3727-3120.2	583120	L= 1.610
			➡	<input type="checkbox"/> ; → 07/05; + ABS; Trommelbremse	24.3727-3121.2	583121	L= 1.620
			➡	<input type="checkbox"/> ; → 07/05; - ABS; Trommelbremse	24.3727-3124.2	583124	L= 1.598
			➡	<input type="checkbox"/> ; → 07/05; - ABS; Trommelbremse	24.3727-3125.2	583125	L= 1.607
1.1	49	09/05→06/09	➡	<input type="checkbox"/> ; → 08/07; + ABS; Trommelbremse	24.3727-3120.2	583120	L= 1.610
			➡	<input type="checkbox"/> ; → 08/07; + ABS; Trommelbremse	24.3727-3121.2	583121	L= 1.620
			➡	<input type="checkbox"/> ; → 08/07; - ABS; Trommelbremse	24.3727-3124.2	583124	L= 1.598
			➡	<input type="checkbox"/> ; → 08/07; - ABS; Trommelbremse	24.3727-3125.2	583125	L= 1.607
1.3	63	09/03→09/05	➡	<input type="checkbox"/> ; → 04/05; + ABS; Trommelbremse	24.3727-3120.2	583120	L= 1.610
			➡	<input type="checkbox"/> ; → 04/05; + ABS; Trommelbremse	24.3727-3121.2	583121	L= 1.620
			➡	<input type="checkbox"/> ; → 04/05; - ABS; Trommelbremse	24.3727-3124.2	583124	L= 1.598
			➡	<input type="checkbox"/> ; → 04/05; - ABS; Trommelbremse	24.3727-3125.2	583125	L= 1.607
1.3 i	60	09/02→03/04	➡	<input type="checkbox"/> ; + ABS; Trommelbremse	24.3727-3120.2	583120	L= 1.610
			➡	<input type="checkbox"/> ; + ABS; Trommelbremse	24.3727-3121.2	583121	L= 1.620
			➡	<input type="checkbox"/> ; - ABS; Trommelbremse	24.3727-3124.2	583124	L= 1.598
			➡	<input type="checkbox"/> ; - ABS; Trommelbremse	24.3727-3125.2	583125	L= 1.607
1.4 i 1.5 CRDi	71 65	08/05→12/10 08/05→06/09	➡	<input type="checkbox"/> ; → 08/07; + ABS; Trommelbremse	24.3727-3120.2	583120	L= 1.610
			➡	<input type="checkbox"/> ; → 08/07; + ABS; Trommelbremse	24.3727-3121.2	583121	L= 1.620
			➡	<input type="checkbox"/> ; → 02/09; Scheibenbremse	24.3727-3122.2	583122	L= 1.597
			➡	<input type="checkbox"/> ; → 02/09; Scheibenbremse	24.3727-3123.2	583123	L= 1.610
			➡	<input type="checkbox"/> ; → 08/07; - ABS; Trommelbremse	24.3727-3124.2	583124	L= 1.598
			➡	<input type="checkbox"/> ; → 08/07; - ABS; Trommelbremse	24.3727-3125.2	583125	L= 1.607
1.5 CRDi	60	03/03→09/05	➡	<input type="checkbox"/> ; → 04/05; + ABS; Trommelbremse	24.3727-3120.2	583120	L= 1.610
			➡	<input type="checkbox"/> ; → 04/05; + ABS; Trommelbremse	24.3727-3121.2	583121	L= 1.620
			➡	<input type="checkbox"/> ; → 04/05; Scheibenbremse	24.3727-3122.2	583122	L= 1.597
			➡	<input type="checkbox"/> ; → 04/05; Scheibenbremse	24.3727-3123.2	583123	L= 1.610
			➡	<input type="checkbox"/> ; → 04/05; - ABS; Trommelbremse	24.3727-3124.2	583124	L= 1.598
			➡	<input type="checkbox"/> ; → 04/05; - ABS; Trommelbremse	24.3727-3125.2	583125	L= 1.607
1.5 CRDi GLS	81	08/05→06/09	➡	<input type="checkbox"/> ; → 02/09; Scheibenbremse	24.3727-3122.2	583122	L= 1.597
			➡	<input type="checkbox"/> ; → 02/09; Scheibenbremse	24.3727-3123.2	583123	L= 1.610
1.6	77	09/02→09/05	➡	<input type="checkbox"/> ; → 07/05; + ABS; Trommelbremse	24.3727-3120.2	583120	L= 1.610
			➡	<input type="checkbox"/> ; → 07/05; + ABS; Trommelbremse	24.3727-3121.2	583121	L= 1.620
			➡	<input type="checkbox"/> ; → 07/05; Scheibenbremse	24.3727-3122.2	583122	L= 1.597
			➡	<input type="checkbox"/> ; → 07/05; Scheibenbremse	24.3727-3123.2	583123	L= 1.610
			➡	<input type="checkbox"/> ; → 07/05; - ABS; Trommelbremse	24.3727-3124.2	583124	L= 1.598
			➡	<input type="checkbox"/> ; → 07/05; - ABS; Trommelbremse	24.3727-3125.2	583125	L= 1.607
1.6	78	06/05→12/06	➡	<input type="checkbox"/> ; 08/05→; + ABS; Trommelbremse	24.3727-3120.2	583120	L= 1.610
			➡	<input type="checkbox"/> ; 08/05→; + ABS; Trommelbremse	24.3727-3121.2	583121	L= 1.620
			➡	<input type="checkbox"/> ; 08/05→; Scheibenbremse	24.3727-3122.2	583122	L= 1.597
			➡	<input type="checkbox"/> ; 08/05→; Scheibenbremse	24.3727-3123.2	583123	L= 1.610
			➡	<input type="checkbox"/> ; 08/05→; - ABS; Trommelbremse	24.3727-3124.2	583124	L= 1.598
			➡	<input type="checkbox"/> ; 08/05→; - ABS; Trommelbremse	24.3727-3125.2	583125	L= 1.607
HYUNDAI - GRAND SANTA FÉ 01/13→							
 Bremsbackensatz, Feststellbremse							
2.2 CRDi Allrad 2.2 CRDi Allrad 3.3 Allrad	145 147 199	06/13→ 10/15→ 02/14→	➡		03.0137-3048.2	653048	Ø 189 x 27 - HEB
HYUNDAI - H-1 / STAREX Großraumlimousine (A1) 06/97→12/07							
 Radbremszylinder							
2.4 2.4 4WD 2.4 4WD 2.5 TCi 2.5 TD ↓	82 82 99 74 59	06/97→04/04 02/98→04/04 06/01→04/04 05/04→12/07 06/97→04/04	➡		24.3222-1744.3	020581	Ø 22,2 ALU














	kw					! #		
HYUNDAI - H-1 / STAREX Großraumlimousine (A1) 06/97→12/07								
 Radbremsszylinder								
2.5 TD 4WD	59	02/98→04/04	➡				24.3222-1744.3 020581	Ø 22,2 ALU
2.5 TCi	73	10/97→12/07	➡	06/00→ 04/04			24.3222-1744.3 020581	Ø 22,2 ALU
2.5 TD 4WD	74	11/01→04/04	➡	→ 09/02			24.3222-1744.3 020581	Ø 22,2 ALU
 Bremsbackensatz								
2.4	82	06/97→04/04	➡				03.0137-0488.2 650488	Ø 270 x 53 + HEB
2.4 4WD	82	02/98→04/04						
2.4 4WD	99	06/01→04/04						
2.5 CRDi 4WD	103	12/02→04/04						
2.5 TCi	74	05/04→12/07						
2.5 TD	59	06/97→04/04						
2.5 TD 4WD	59	02/98→04/04						
2.5 TD 4WD	73	03/01→04/04						
2.5 TD 4WD	74	11/01→04/04						
2.5 CRDi	103	12/02→04/04	➡	→ 04/04			03.0137-0488.2 650488	Ø 270 x 53 + HEB
2.5 TCi	73	10/97→12/07	➡	06/00→ 04/04			03.0137-0488.2 650488	Ø 270 x 53 + HEB
HYUNDAI - H-1 Cargo (TQ) 09/07→								
 Bremsbackensatz, Feststellbremse								
2.5 CRDi	81	02/08→	➡	+ ABS			03.0137-3031.2 653031	Ø 209 x 40 - HEB
2.5 CRDi	85	01/09→						
2.5 CRDi	100	08/09→	➡				03.0137-3031.2 653031	Ø 209 x 40 - HEB
2.5 CRDi	120	02/08→						
2.5 CRDi	125	02/08→						
HYUNDAI - H-1 Kasten (A1) 10/97→04/08								
 Radbremsszylinder								
2.4	82	03/00→04/04	➡				24.3222-1744.3 020581	Ø 22,2 ALU
2.5 TD	59	03/00→09/00						
2.5 CRDi	103	08/03→12/07	➡	→ 04/04; - ABS			24.3222-1744.3 020581	Ø 22,2 ALU
2.5 TD	73	03/00→10/06	➡	→ 10/02			24.3222-1744.3 020581	Ø 22,2 ALU
2.5 TD	74	10/01→08/07						
 Bremsbackensatz								
2.4	82	03/00→04/04	➡				03.0137-0488.2 650488	Ø 270 x 53 + HEB
2.5 TD	59	03/00→09/00						
2.5 TD	73	03/00→10/06						
2.5 CRDi	103	08/03→12/07	➡	→ 04/04; - ABS			03.0137-0488.2 650488	Ø 270 x 53 + HEB
2.5 TD	74	10/01→08/07	➡	→ 04/04			03.0137-0488.2 650488	Ø 270 x 53 + HEB
HYUNDAI - H-1 Pritsche/Fahrgestell 06/00→10/06								
 Radbremsszylinder								
2.5 D	73	06/00→10/06	➡	☐; 09/00→ 10/02			24.3222-1744.3 020581	Ø 22,2 ALU
 Bremsbackensatz								
2.5 D	73	06/00→10/06	➡	09/00→			03.0137-0488.2 650488	Ø 270 x 53 + HEB
HYUNDAI - H-1 Travel (TQ) 09/07→								
 Bremsbackensatz, Feststellbremse								
2.5 CRDi	81	07/10→					03.0137-3031.2 653031	Ø 209 x 40 - HEB
2.5 CRDi	100	07/08→						
2.5 CRDi	85	08/11→	➡	+ ABS			03.0137-3031.2 653031	Ø 209 x 40 - HEB
2.5 CRDi	120	05/08→					03.0137-3031.2 653031	Ø 209 x 40 - HEB
			➡				03.0137-3031.2 653031	Ø 209 x 40 - HEB
2.5 CRDi	125	05/08→	➡				03.0137-3031.2 653031	Ø 209 x 40 - HEB
HYUNDAI - H100 Bus (P) 07/93→10/04								
Zubehörsatz, Bremsbacken								
2.4	84	01/97→03/00	➡				03.0137-9013.2 669013	TRW
2.4	90	07/93→03/00						
2.5 D	57	12/94→03/00						
2.5 TD	59	07/93→03/00						
 Bremsbackensatz								
2.4	84	01/97→03/00	➡				03.0137-0036.2 650036	TRW Ø 254 x 57
2.4	90	07/93→03/00						
2.5 D	57	12/94→03/00						
2.5 TD	59	07/93→03/00						

















	kw			 	! #		
HYUNDAI - H100 Kasten 07/93→02/07							
Zubehörsatz, Bremsbacken							
2.5 D	57	12/94→03/00	➔			03.0137-9013.2 669013	TRW
 Bremsbackensatz							
2.5 D	57	12/94→03/00	➔			03.0137-0036.2 650036	TRW Ø 254 x 57
HYUNDAI - i10 (BA, IA) 08/13→							
 Radbremszylinder							
1.0	49	08/13→	➔	→ 11/13		24.3215-1705.3 020596	Ø 15,87 ALU
 Bremsbackensatz							
1,0 LPG	49	02/14→	➔			03.0520-1515.3 690109	Ø 203 x 31 Ø 15,87 + RZ / + Zub TopKit
1.0	49	08/13→	➔	→ 11/13		03.0137-0524.2 650524 03.0520-1515.3 690109	Ø 203 x 31 + HEB Ø 203 x 31 Ø 15,87 + RZ / + Zub TopKit
HYUNDAI - i10 (PA) 10/07→02/16							
 Radbremszylinder							
1.0 1.1	51 51	01/11→12/17 04/11→12/13	➔	→ 11/13		24.3215-1705.3 020596	Ø 15,87 ALU
 Bremsbackensatz							
1.0 1.1	51 51	01/11→12/17 04/11→12/13	➔	→ 11/13		03.0137-0524.2 650524 03.0520-1515.3 690109	Ø 203 x 31 + HEB Ø 203 x 31 Ø 15,87 + RZ / + Zub TopKit
HYUNDAI - i20 (GB, IB) 11/14→							
 Radbremszylinder							
1.0 T-GDI 1.0 T-GDI	74 88	01/16→ 01/16→	➔			24.3217-1731.3 020551	Ø 17,46 ALU
1.1 CRDi 1.2 1.2 1.4 1.4 CRDi	55 55 62 74 66	11/14→ 11/14→ 11/14→ 11/14→ 11/14→	➔	12/14→		24.3217-1731.3 020551	Ø 17,46 ALU
 Bremsbackensatz							
1.0 T-GDI 1.0 T-GDI	74 88	01/16→ 01/16→	➔			03.0137-0517.2 650517 03.0520-5117.3 695117	Ø 203 x 31 + HEB Ø 203 x 31 Ø 17,46 + RZ / + Zub TopKit
1.1 CRDi 1.2 1.2 1.4 1.4 CRDi	55 55 62 74 66	11/14→ 11/14→ 11/14→ 11/14→ 11/14→	➔	12/14→		03.0137-0517.2 650517 03.0520-5117.3 695117	Ø 203 x 31 + HEB Ø 203 x 31 Ø 17,46 + RZ / + Zub TopKit
HYUNDAI - i20 (PB, PBT) 08/08→							
 Radbremszylinder							
1.1 CRDi 1.2	55 63	03/12→12/15 03/12→12/15	➔	→ 12/14; - ESP		24.3217-1731.3 020551	Ø 17,46 ALU
1.2	57	09/08→12/12	➔	- ESP		24.3217-1731.3 020551	Ø 17,46 ALU
 Bremsbackensatz							
1.1 CRDi 1.2	55 63	03/12→12/15 03/12→12/15	➔	→ 12/14; - ESP		03.0137-0524.2 650524 03.0520-4917.3 694917	Ø 203 x 31 + HEB Ø 203 x 31 Ø 17,46 + RZ / + Zub TopKit
1.2	57	09/08→12/12	➔	- ESP		03.0137-0524.2 650524 03.0520-4917.3 694917	Ø 203 x 31 + HEB Ø 203 x 31 Ø 17,46 + RZ / + Zub TopKit
 Bremsbackensatz, Feststellbremse							
1.1 CRDi 1.2 1.4	55 63 74	03/12→12/15 03/12→12/15 09/08→12/15	➔	→ 12/14; + ESP		03.0137-3026.2 653026	Ø 167 x 32 + HEB
1.2 1.6 1.6 CRDi 1.6 CRDi	57 93 85 94	09/08→12/12 09/08→12/12 09/08→12/12 01/09→12/12	➔	+ ESP		03.0137-3026.2 653026	Ø 167 x 32 + HEB
1.4 CRDi	55	09/08→12/12	➔	08/09→; + ESP		03.0137-3026.2 653026	Ø 167 x 32 + HEB
↓							


















	kW				! #		
HYUNDAI - i20 (PB, PBT) 08/08→							
 Bremsbackensatz, Feststellbremse							
1.4 CRDi	66	08/08→12/15	➔	09/08→ 12/14; + ESP		03.0137-3026.2 653026	Ø 167 x 32 + HEB
HYUNDAI - i20 ACTIVE (IB, GB) 09/15→							
 Radbremszylinder							
1.0 T-GDI 1.4	88 74	09/15→ 09/15→	➔			24.3217-1731.3 020551	Ø 17,46 ALU
 Bremsbackensatz							
1.0 T-GDI	88	09/15→	➔			03.0137-0517.2 650517	Ø 203 x 31 + HEB
						03.0520-5117.3 695117	Ø 203 x 31 Ø 17,46 + RZ / + Zub TopKit
1.4	74	09/15→	➔			03.0137-0517.2 650517	Ø 203 x 31 + HEB
HYUNDAI - i20 Coupe (GB) 05/15→							
 Radbremszylinder							
1.0 T-GDI 1.4 1.4 CRDi	88 74 66	01/16→ 05/15→ 05/15→	➔			24.3217-1731.3 020551	Ø 17,46 ALU
 Bremsbackensatz							
1.0 T-GDI	88	01/16→	➔			03.0137-0517.2 650517	Ø 203 x 31 + HEB
1.4	74	05/15→				03.0520-5117.3 695117	Ø 203 x 31 Ø 17,46 + RZ / + Zub TopKit
1.4 CRDi	66	05/15→					
HYUNDAI - i30 (FD) 10/07→05/12							
 Bremsbackensatz, Feststellbremse							
1.4 1.4 1.6 1.6 1.6 1.6 CRDi 1.6 CRDi 1.6 CRDi 2.0 2.0 CRDi 2.0 CRDi	77 80 85 90 93 66 85 94 105 103 100	10/07→11/11 10/07→11/11 10/07→11/11 10/07→11/11 02/08→11/11 10/07→11/11 10/07→11/11 01/10→11/11 10/07→11/11 10/07→11/11 10/07→11/11	➔	→ 10/11		03.0137-3029.2 653029	Ø 167 x 26 - HEB
 Seilzug, Feststellbremse							
1.4 1.4 1.6 1.6 1.6 1.6 CRDi 1.6 CRDi 1.6 CRDi 2.0 2.0 CRDi 2.0 CRDi	77 80 85 90 93 66 85 94 105 103 100	10/07→11/11 10/07→11/11 10/07→11/11 10/07→11/11 02/08→11/11 10/07→11/11 10/07→11/11 01/10→11/11 10/07→11/11 10/07→11/11 10/07→11/11	➔	☐; → 10/11; Scheibenbremse		24.3727-3114.2 583114	L= 1.674
			➔	☐; → 10/11; Scheibenbremse		24.3727-3115.2 583115	L= 1.672
			➔	☐; 02/08→ 10/11; Scheibenbremse		24.3727-3114.2 583114	L= 1.674
			➔	☐; 02/08→ 10/11; Scheibenbremse		24.3727-3115.2 583115	L= 1.672
HYUNDAI - i30 (GD) 06/11→							
 Seilzug, Feststellbremse							
1.4 1.4 1.4 CRDi 1.6 1.6 1.6 CRDi 1.6 CRDi 1.6 GDI 1.6 T-GDI	73 74 66 88 95 94 100 99 137	12/11→12/15 12/14→12/16 12/11→12/16 01/12→12/16 12/11→12/15 12/11→12/15 11/11→12/16 12/11→12/16 01/15→	➔	☐; - eFSB; Scheibenbremse		24.3727-3126.2 583126	L= 1.746
			➔	☐; - eFSB; Scheibenbremse		24.3727-3127.2 583127	L= 1.885
			➔	☐; 06/12→; - eFSB; Scheibenbremse		24.3727-3126.2 583126	L= 1.746
			➔	☐; 06/12→; - eFSB; Scheibenbremse		24.3727-3127.2 583127	L= 1.885
HYUNDAI - i30 Coupe 05/13→							
 Seilzug, Feststellbremse							
1.4 1.4 ↓	73 74	05/13→ 12/14→	➔	☐; - eFSB; Scheibenbremse		24.3727-3126.2 583126	L= 1.746














	kw			 	! #		
HYUNDAI - i30 Coupe 05/13→							
 Seilzug, Feststellbremse							
1.6 CRDi	81	11/15→	➔	<input type="checkbox"/> ; - eFSB; Scheibenbremse	24.3727-3127.2	583127	L= 1.885
1.6 CRDi	100	12/14→					
1.6 GDI	99	05/13→					
1.6 T-GDI	137	01/15→					
1.4 CRDi	66	05/13→	➔	<input type="checkbox"/> ; - eFSB	24.3727-3126.2	583126	L= 1.746
1.6 CRDi	94	05/13→	➔	<input type="checkbox"/> ; - eFSB	24.3727-3127.2	583127	L= 1.885
HYUNDAI - i30 Kombi (FD) 10/07→06/12							
 Bremsbackensatz, Feststellbremse							
1.4	77	10/07→06/12		02/08→	03.0137-3029.2	653029	Ø 167 x 26 - HEB
1.4	80	11/09→06/12			03.0137-3029.2	653029	Ø 167 x 26 - HEB
1.6	85	02/08→06/12					
1.6	90	02/08→06/12					
1.6	93	02/08→06/12					
1.6 CRDi	66	02/08→06/12					
1.6 CRDi	85	02/08→06/12					
1.6 CRDi	94	01/10→06/12					
2.0	105	02/08→06/12					
2.0 CRDi	103	02/08→06/12					
2.0 CRDi	100	10/08→06/12		01/10→	03.0137-3029.2	653029	Ø 167 x 26 - HEB
 Seilzug, Feststellbremse							
1.4	77	10/07→06/12	➔	<input type="checkbox"/> ; 02/08→; Scheibenbremse	24.3727-3116.2	583116	L= 1.715
			➔	<input type="checkbox"/> ; 02/08→; Scheibenbremse	24.3727-3117.2	583117	L= 1.705
1.4	80	11/09→06/12	➔	<input type="checkbox"/> ; Scheibenbremse	24.3727-3116.2	583116	L= 1.715
1.6	85	02/08→06/12					
1.6	90	02/08→06/12	➔	<input type="checkbox"/> ; Scheibenbremse	24.3727-3117.2	583117	L= 1.705
1.6	93	02/08→06/12					
1.6 CRDi	66	02/08→06/12					
1.6 CRDi	85	02/08→06/12					
1.6 CRDi	94	01/10→06/12					
2.0	105	02/08→06/12					
2.0 CRDi	103	02/08→06/12					
2.0 CRDi	100	10/08→06/12	➔	<input type="checkbox"/> ; 01/10→; Scheibenbremse	24.3727-3116.2	583116	L= 1.715
			➔	<input type="checkbox"/> ; 01/10→; Scheibenbremse	24.3727-3117.2	583117	L= 1.705
HYUNDAI - i30 Kombi (GD) 06/12→							
 Bremsbackensatz, Feststellbremse							
1.6	88	06/12→		→ 06/12	03.0137-3029.2	653029	Ø 167 x 26 - HEB
 Seilzug, Feststellbremse							
1.4	73	06/12→12/15	➔	<input type="checkbox"/> ; - eFSB; Scheibenbremse	24.3727-3126.2	583126	L= 1.746
1.4	74	01/15→					
1.4 CRDi	66	06/12→	➔	<input type="checkbox"/> ; - eFSB; Scheibenbremse	24.3727-3127.2	583127	L= 1.885
1.6	95	06/12→12/15					
1.6 CRDi	81	06/12→					
1.6 CRDi	94	06/12→12/15					
1.6 CRDi	100	01/15→					
1.6 GDI	99	06/12→					
1.6	88	06/12→	➔	<input type="checkbox"/> ; → 06/12; Scheibenbremse	24.3727-3116.2	583116	L= 1.715
			➔	<input type="checkbox"/> ; → 06/12; Scheibenbremse	24.3727-3117.2	583117	L= 1.705
			➔	<input type="checkbox"/> ; - eFSB; Scheibenbremse	24.3727-3126.2	583126	L= 1.746
			➔	<input type="checkbox"/> ; - eFSB; Scheibenbremse	24.3727-3127.2	583127	L= 1.885
HYUNDAI - ix20 (JC) 11/10→							
 Seilzug, Feststellbremse							
1.4	66	11/10→	➔	<input type="checkbox"/> ; Scheibenbremse	24.3727-3128.2	583128	L= 1.838
1.4 CRDi	57	06/11→					
1.4 CRDi	66	11/10→	➔	<input type="checkbox"/> ; Scheibenbremse	24.3727-3129.2	583129	L= 1.855
1.6	92	11/10→					
1.6 CRDi	85	06/11→					
1.6 CRDi	94	06/11→					
1.6 LPG	92	11/10→					
HYUNDAI - ix35 (LM, EL, ELH) 08/09→							
 Bremsbackensatz, Feststellbremse							
1.6	99	11/10→		→ 12/15	03.0137-3029.2	653029	Ø 167 x 26 - HEB
1.7 CRDi	85	11/10→					
2.0 CRDi	135	01/12→					
2.0 GDi	122	08/13→					
↓							












	kw			 	! #		
HYUNDAI - ix35 (LM, EL, ELH) 08/09→							
 Bremsbackensatz, Feststellbremse							
2.0	120	01/10→		04/10→ 07/13		03.0137-3029.2 653029	Ø 167 x 26 - HEB
2.0 4WD	120	01/10→		04/10→ 07/13		03.0137-3030.2 653030	Ø 189 x 40 + HEB
2.0 CRDi	100	01/10→		04/10→ 12/15		03.0137-3029.2 653029	Ø 167 x 26 - HEB
2.0 CRDi 4WD	100	01/10→		04/10→ 12/15		03.0137-3030.2 653030	Ø 189 x 40 + HEB
2.0 CRDi 4WD	135	01/10→					
2.0 GDi 4WD	122	08/13→		→ 12/15		03.0137-3030.2 653030	Ø 189 x 40 + HEB
2.4 DCVVT-I 4WD	128	07/10→12/13				03.0137-3030.2 653030	Ø 189 x 40 + HEB
HYUNDAI - ix55 09/06→							
 Bremsbackensatz, Feststellbremse							
3.0 V6 CRDi 4WD	176	09/08→12/11				03.0137-3031.2 653031	Ø 209 x 40 - HEB
3.0 V6 CRDi 4WD	184	09/11→12/12					
HYUNDAI - LANTRA II (J-2) 06/95→12/00							
Zubehörsatz, Bremsbacken							
1.5 12V	65	12/96→09/00	➡	→ 05/00		03.0137-9270.2 669270	
1.6 16V	84	11/95→09/00					
1.6 i	66	11/95→09/00					
1.9 D	50	03/98→09/00					
2.0 16V	102	08/96→09/00					
 Bremsbackensatz							
1.5 12V	65	12/96→09/00	➡	→ 05/00; - ABS		03.0137-0369.2 650369	Ø 203 x 39 + HEB
1.6 16V	84	11/95→09/00					
1.6 i	66	11/95→09/00					
1.9 D	50	03/98→09/00					
2.0 16V	102	08/96→09/00					
 Seilzug, Feststellbremse							
1.5 12V	65	12/96→09/00	➡	☐; → 05/00; + ABS; Scheibenbremse	24.3727-3106.2 583106	L= 1.428	
			➡	☐; → 05/00; + ABS; Scheibenbremse	24.3727-3107.2 583107	L= 1.436	
1.6 16V	84	11/95→09/00	➡	☐; → 05/00; Scheibenbremse	24.3727-3106.2 583106	L= 1.428	
1.6 i	66	11/95→09/00	➡	☐; → 05/00; Scheibenbremse	24.3727-3107.2 583107	L= 1.436	
1.8 16V	94	11/95→09/00	➡				
2.0 16V	102	08/96→09/00	➡				
1.9 D	50	03/98→09/00	➡	☐; Scheibenbremse	24.3727-3106.2 583106	L= 1.428	
			➡	☐; Scheibenbremse	24.3727-3107.2 583107	L= 1.436	
HYUNDAI - LANTRA II Kombi (J-2) 06/95→10/00							
Zubehörsatz, Bremsbacken							
1.5 12V	65	04/97→10/00	➡	→ 05/00		03.0137-9270.2 669270	
1.6 16V	84	02/96→10/00					
1.6 i	66	02/96→10/00					
1.9 D	50	03/98→10/00					
2.0 16V	102	11/95→10/00					
 Bremsbackensatz							
1.5 12V	65	04/97→10/00	➡	→ 05/00; - ABS		03.0137-0369.2 650369	Ø 203 x 39 + HEB
1.6 16V	84	02/96→10/00					
1.6 i	66	02/96→10/00					
1.9 D	50	03/98→10/00					
2.0 16V	102	11/95→10/00					
 Seilzug, Feststellbremse							
1.5 12V	65	04/97→10/00	➡	☐; → 05/00; + ABS; Scheibenbremse	24.3727-3106.2 583106	L= 1.428	
			➡	☐; → 05/00; + ABS; Scheibenbremse	24.3727-3107.2 583107	L= 1.436	
1.6 16V	84	02/96→10/00	➡	☐; → 05/00; Scheibenbremse	24.3727-3106.2 583106	L= 1.428	
1.6 i	66	02/96→10/00	➡	☐; → 05/00; Scheibenbremse	24.3727-3107.2 583107	L= 1.436	
1.8 16V	94	02/96→10/00	➡				
2.0 16V	102	11/95→10/00	➡				
1.9 D	50	03/98→10/00	➡	☐; → 09/00; Scheibenbremse	24.3727-3106.2 583106	L= 1.428	
			➡	☐; → 09/00; Scheibenbremse	24.3727-3107.2 583107	L= 1.436	
HYUNDAI - MATRIX (FC) 06/01→08/10							
 Radbremszylinder							
1.5 CRDi	60	10/01→08/10	➡	- ABS		24.3219-1743.3 020485	Ø 19,05 ALU
1.5 CRDi	75	12/04→08/10					
1.5 CRDi VGT	81	08/05→08/10					
1.6	66	01/02→12/05					
1.6	76	06/01→08/10					
↓							













	kw			 	! #		
HYUNDAI - MATRIX (FC) 06/01→08/10							
 Bremsbackensatz							
1.5 CRDi	60	10/01→08/10	➔	- ABS		03.0137-0437.2 650437	Ø 203 x 38 + HEB
1.5 CRDi	75	12/04→08/10					
1.5 CRDi VGT	81	08/05→08/10					
1.6	66	01/02→12/05					
1.6	76	06/01→08/10					
 Bremsbackensatz, Feststellbremse							
1.5 CRDi	60	10/01→08/10	➔	+ ABS		03.0137-3025.2 653025	Ø 170 x 27 - HEB
1.5 CRDi	75	12/04→08/10					
1.5 CRDi VGT	81	08/05→08/10					
1.6	66	01/02→12/05					
1.6	76	06/01→08/10					
1.8	90	06/01→08/10	➔			03.0137-3025.2 653025	Ø 170 x 27 - HEB
HYUNDAI - SANTA FÉ I (SM) 11/00→03/06							
 Bremsbackensatz, Feststellbremse							
2.0	99	08/01→03/06	➔	→ 02/06; + ABS		03.0137-3004.2 653004	Ø 190 x 40 + HEB
2.0 CRDi	83	08/01→03/06					
2.0 CRDi 4x4	83	04/01→03/06					
2.0 CRDi 4x4	92	08/03→03/06					
2.4 16V	100	02/01→03/06					
2.4 16V	107	02/01→03/06					
2.4 16V 4x4	100	02/01→03/06					
2.4 16V 4x4	107	02/01→03/06					
2.7 V6 4x4	127	02/01→03/06					
 Seilzug, Feststellbremse							
2.0	99	08/01→03/06	➔	☐; → 02/06; + ABS; Scheibenbremse		24.3727-3108.2 583108	L= 1.775
2.0 CRDi	83	08/01→03/06					
2.0 CRDi 4x4	83	04/01→03/06	➔	☐; → 02/06; + ABS; Scheibenbremse		24.3727-3109.2 583109	L= 1.741
2.0 CRDi 4x4	92	08/03→03/06					
2.4 16V	100	02/01→03/06					
2.4 16V	107	02/01→03/06					
2.4 16V 4x4	100	02/01→03/06					
2.4 16V 4x4	107	02/01→03/06					
2.7 V6 4x4	127	02/01→03/06					
HYUNDAI - SANTA FÉ II (CM) 10/05→03/15							
 Bremsbackensatz, Feststellbremse							
2.0 CRDi	110	12/10→12/12		→ 08/12		03.0137-3052.2 653052	Ø 189 x 27 - HEB
2.0 CRDi 4x4	110	12/10→12/12				03.0137-3052.2 653052	Ø 189 x 27 - HEB
2.0 CRDi 4x4	135	03/06→12/12					
2.2 CRDi	102	03/06→12/12		→ 08/07		03.0137-3032.2 653032	Ø 189 x 31 - HEB
2.2 CRDi 4x4	102	03/06→12/12					
2.2 CRDi	114	03/06→12/09				03.0137-3032.2 653032	Ø 189 x 31 - HEB
2.2 CRDi 4x4	114	03/06→12/09					
2.2 CRDi GLS	110	03/06→12/09					
2.2 CRDi GLS 4x4	110	03/06→12/09					
2.7 V6 GLS	139	03/06→12/09					
2.7 V6 GLS 4x4	139	03/06→12/09					
2.2 CRDi	145	01/09→12/12		10/09→ 11/10		03.0137-3027.2 653027	Ø 189 x 26 - HEB
2.2 CRDi 4x4	145	01/09→12/12		→ 09/09		03.0137-3032.2 653032	Ø 189 x 31 - HEB
				12/10→		03.0137-3052.2 653052	Ø 189 x 27 - HEB
2.4	128	11/10→12/12		→ 11/10		03.0137-3027.2 653027	Ø 189 x 26 - HEB
2.4 4x4	128	07/10→12/12		12/10→		03.0137-3052.2 653052	Ø 189 x 27 - HEB
HYUNDAI - SANTA FÉ III (DM, DMA) 09/12→							
 Bremsbackensatz, Feststellbremse							
2.0 CRDi	110	09/12→	➔			03.0137-3048.2 653048	Ø 189 x 27 - HEB
2.0 CRDi	136	05/15→					
2.0 CRDi 4WD	110	09/12→					
2.2 CRDi	145	09/12→12/15					
2.2 CRDi	147	10/15→					
2.2 CRDi 4WD	145	09/12→12/15					
2.2 CRDi 4WD	147	10/15→					
2.4	141	09/12→12/15					
2.4 4WD	141	09/12→12/15					
2.4 GDI	138	05/15→					
2.4 GDI 4WD	138	05/15→					
HYUNDAI - S COUPE (SLC) 02/90→05/96							
Zubehörsatz, Bremsbacken							
1.5 i	65	04/92→05/96	➔	06/92→ 04/96		03.0137-9277.2 669277	
↓							

















	kW			 	! #		
HYUNDAI - S COUPE (SLC) 02/90→05/96							
Zubehörsatz, Bremsbacken							
1.5 i Turbo	85	04/91→05/96	➡	06/92→		03.0137-9277.2 669277	
 Bremsbackensatz							
1.5 i	65	04/92→05/96	➡	06/92→ 04/96		03.0137-0367.2 650367	Ø 180 x 37 + HEB
1.5 i Turbo	85	04/91→05/96	➡	06/92→		03.0137-0367.2 650367	Ø 180 x 37 + HEB
HYUNDAI - SONATA IV (EF) 03/98→12/05							
 Bremsbackensatz, Feststellbremse							
2.0 16V	96	10/01→11/04	➡	+ ABS		03.0137-3024.2 653024	Ø 170 x 32 + HEB
2.7 V6	127	10/01→11/04					
HYUNDAI - SONATA V (NF) 12/04→11/12							
 Bremsbackensatz, Feststellbremse							
2.0 CRDi	100	02/06→12/10	➡			03.0137-3025.2 653025	Ø 170 x 27 - HEB
2.0 CRDi	103	02/06→12/10					
2.0 CRDi	110	03/09→12/10					
2.0 GLSi	119	07/08→12/10					
2.0 VVTi GLS	106	05/05→12/10					
2.0 VVTi GLS	121	01/08→12/10					
2.4	119	01/05→12/10					
2.4	128	06/08→12/10					
3.3	171	01/05→12/10					
3.3	173	06/05→12/10					
3.3	184	01/08→12/10					
HYUNDAI - TERRACAN (HP) 06/01→03/08							
 Bremsbackensatz, Feststellbremse							
2.5 TD	74	12/01→12/06	➡			03.0137-3014.2 653014	Ø 190 x 40 - HEB
2.9 CRDi 4WD	120	11/03→12/06					
3.5 i V6 4WD	143	12/01→12/06					
2.9 CRDi 4WD	110	12/01→12/06	➡	→ 07/03		03.0137-3014.2 653014	Ø 190 x 40 - HEB
HYUNDAI - TUCSON (JM) 08/04→11/10							
 Bremsbackensatz, Feststellbremse							
2.0	104	08/04→03/10	➡	→ 03/10		03.0137-3016.2 653016	Ø 167 x 27 - HEB
2.0 Allrad	104	08/04→03/10	➡			03.0137-3004.2 653004	Ø 190 x 40 + HEB
2.0 CRDi Allrad	83	08/04→03/10					
2.0 CRDi Allrad	100	01/06→03/10					
2.0 CRDi Allrad	103	01/06→03/10					
2.0 CRDi Allrad	110	01/09→03/10					
2.0 CRDi	83	08/04→03/10	➡			03.0137-3016.2 653016	Ø 167 x 27 - HEB
2.0 CRDi	100	01/06→03/10					
2.0 CRDi	103	01/06→03/10					
2.0 CRDi	110	01/09→03/10					
2.7 Allrad	129	08/04→03/10	➡	→ 03/10		03.0137-3004.2 653004	Ø 190 x 40 + HEB
INFINITI - FX 07/08→							
 Bremsbackensatz, Feststellbremse							
30d AWD	175	04/10→				03.0137-3041.2 653041	Ø 190 x 33 - HEB
37 AWD	235	10/08→					
50 AWD	287	10/08→					
50 AWD	309	06/13→					
INFINITI - M (Y51) 03/10→							
 Bremsbackensatz, Feststellbremse							
30d	175	03/10→				03.0137-3041.2 653041	Ø 190 x 33 - HEB
35h	225	04/11→					
37	235	03/10→					
INFINITI - Q50 04/13→							
 Bremsbackensatz, Feststellbremse							
50 Red	298	09/15→				03.0137-3041.2 653041	Ø 190 x 33 - HEB
INFINITI - Q60 Coupe 09/16→							
 Bremsbackensatz, Feststellbremse							
2.0 T	155	09/16→				03.0137-3041.2 653041	Ø 190 x 33 - HEB
3.0 T AWD	298	09/16→					















	kW					! #		
INFINITI - Q70 (Y51) 03/13→								
 Bremsbackensatz, Feststellbremse								
2.2 D 3.0 3.5 Hybrid 3.7	125 175 225 235	10/14→ 03/13→ 03/13→ 03/13→					03.0137-3041.2 653041	Ø 190 x 33 - HEB
INFINITI - QX70 08/13→								
 Bremsbackensatz, Feststellbremse								
3.7 AWD 30d AWD 50 AWD	235 175 287	08/13→ 08/13→ 08/13→					03.0137-3041.2 653041	Ø 190 x 33 - HEB
ISUZU - D-MAX I (TFR, TFS, TRF) 05/02→10/12								
 Radbremszylinder								
2.5 DiTD (TFR86_) 3.0 DiTD (TFR85_) 2.5 DiTD 4x4 (TFS86_) 3.0 DiTD 4x4 (TFS85_) 3.0 DiTD 4x4 (TFS85_)	100 120 100 120 96	10/06→06/12 01/07→06/12 01/07→06/12 01/07→06/12 05/02→06/12	➡ ➡ ➡ ➡ ➡	10/07→ 05/12 → 05/12 06/03→ 05/12 → 05/03			24.3223-1710.3 020557 24.3223-1710.3 020557 24.3223-1710.3 020557 24.3225-1702.3 020425	Ø 23,81 ALU Ø 23,81 ALU Ø 23,81 ALU Ø 25,4 GG
 Bremsbackensatz								
2.5 DiTD (TFR86_) 2.5 DiTD 4x4 (TFS86_) 3.0 DiTD (TFR85_) 3.0 DiTD 4x4 (TFS85_) 3.0 DiTD 4x4 (TFS85_)	100 100 120 120 96	10/06→06/12 01/07→06/12 01/07→06/12 01/07→06/12 05/02→06/12	➡ ➡ ➡ ➡ ➡	→ 05/12 → 05/12 → 05/03			03.0137-0523.2 650523 03.0137-0445.2 650445	Ø 295 x 46 - HEB Ø 294 x 47 - HEB
ISUZU - D-MAX I Pritsche/Fahrgestell (TFR, TFS) 10/06→06/12								
 Radbremszylinder								
3.0 D 4x4	120	01/07→06/12	➡	→ 05/12			24.3223-1710.3 020557	Ø 23,81 ALU
 Bremsbackensatz								
3.0 D 4x4	120	01/07→06/12	➡	→ 05/12			03.0137-0523.2 650523	Ø 295 x 46 - HEB
ISUZU - D-MAX II (TFR, TFS) 06/12→								
 Radbremszylinder								
1.9 Ddi (TFR87J) 1.9 Ddi 4x4 (TFS87J) 2.5 CRDi (TFR86J) 2.5 CRDi 4x4 (TFS86J)	120 120 120 120	03/17→ 03/17→ 06/12→ 06/12→	➡ ➡ ➡ ➡	für Fahrzeuge mit erhöhter Bodenfreiheit 2 für Fahrzeuge mit erhöhter Bodenfreiheit			24.3223-1710.3 020557 24.3223-1710.3 020557	Ø 23,81 ALU Ø 23,81 ALU
 Bremsbackensatz								
1.9 Ddi (TFR87J) 1.9 Ddi 4x4 (TFS87J)	120 120	03/17→ 03/17→	➡ ➡	für Fahrzeuge mit erhöhter Bodenfreiheit			03.0137-0523.2 650523	Ø 295 x 46 - HEB
IVECO - DAILY II Kasten/Kombi 01/89→05/99								
 Radbremszylinder								
35-8 (12934104, 12934111, 12934112, 12934117, 12934124,... 35-8 (12934104, 12934111, 12934112, 12934117, 12934124,...	55 60	01/91→08/98 01/91→08/98	➡ ➡				24.3217-1113.3 020176	Ø 17,46 ALU
35-8 (14934104, 14934111, 14934204, 14934205, 14934211,...	62	09/98→05/99	➡	→ 04/99			24.3217-1113.3 020176	Ø 17,46 ALU
49-10 V (13054204, 13054211, 13054212, 13054215,...	76	01/89→04/96	➡				24.3220-1106.3 020217	Ø 20,64 GG
 Bremsbackensatz								
30-8 (12914111, 12914112, 12914117, 12914131, 12914137,... 30-8 (12914111, 12914112, 12914117, 12914131, 12914137,... 30-8 (14914111, 14914117, 14914211, 14914217, 14915111,...	55 60 60	01/89→08/98 01/89→08/98 01/89→08/98	➡ ➡ ➡	für Einfachbereifung			03.0137-0309.2 650309	Ø 254 x 70
↓								

















	kW					! #		
IVECO - DAILY II Kasten/Kombi 01/89→05/99								
 Bremsbackensatz								
35-8 (12934104, 12934111, 12934112, 12934117, 12934124,....)	55	01/91→08/98	➔	für Doppelbereifung			03.0137-0300.2 650300	Ø 254 x 89
35-8 (12934104, 12934111, 12934112, 12934117, 12934124,....)	60	01/91→08/98						
35-8 (14934104, 14934111, 14934204, 14934205, 14934211,....)	62	09/98→05/99	➔	→ 04/99; für Doppelbereifung			03.0137-0300.2 650300	Ø 254 x 89
 Bremsbackensatz, Feststellbremse								
35-10 (12974212, 12974217, 13014111, 13014131, 13014204,....)	76	01/89→08/98	➔	01/96→			03.0137-3005.2 653005	Ø 172 x 42 - HEB
35-10 (12974212, 12974217, 13014111, 13014131, 13014204,....)	80	01/89→08/98						
35-12 (13114131, 13114204, 13114211, 13114212, 13114217,....)	85	01/90→04/96						
49-12 V (13134124, 13134204, 13134211, 13134212,....)	85	06/90→04/96						
35-10 (15034111, 15034204, 15034211, 15034215, 15034217,....)	76	01/96→05/99	➔	→ 04/99			03.0137-3005.2 653005	Ø 172 x 42 - HEB
49-12 V (15154204, 15154211, 15154215, 15154217,....)	90	05/96→05/99						
IVECO - DAILY II Kipper 01/89→05/99								
 Bremsbackensatz, Feststellbremse								
35-10 K (15030111, 15030211, 15030311, 15031111,....)	76	01/97→05/99	➔	→ 04/99			03.0137-3005.2 653005	Ø 172 x 42 - HEB
35-12 K (15130311, 15130411, 15131111, 15131204,....)	90	09/96→08/98	➔				03.0137-3005.2 653005	Ø 172 x 42 - HEB
IVECO - DAILY II Pritsche/Fahrgestell 01/89→05/99								
 Radbremszylinder								
35-8 (12931102, 12931104, 12931111, 12931112, 12931117,....)	55	01/89→08/98	➔				24.3217-1113.3 020176	Ø 17,46 ALU
35-8 (12931102, 12931104, 12931111, 12931112, 12931117,....)	60	01/89→08/98						
49-10 (13050211, 13050231, 13050304, 13050311, 13050331,....)	76	01/89→04/96	➔				24.3220-1106.3 020217	Ø 20,64 GG
49-10 (15050304, 15050404, 15050411, 15051204, 15051211,....)	76	05/96→05/99	➔	→ 04/99			24.3220-1106.3 020217	Ø 20,64 GG
 Bremsbackensatz								
35-8 (12931102, 12931104, 12931111, 12931112, 12931117,....)	55	01/89→08/98	➔	für Doppelbereifung			03.0137-0300.2 650300	Ø 254 x 89
35-8 (12931102, 12931104, 12931111, 12931112, 12931117,....)	60	01/89→08/98						
 Bremsbackensatz, Feststellbremse								
35-10 (12971112, 12971212, 12971312, 12971317, 12976112,....)	80	01/89→12/96	➔	01/96→			03.0137-3005.2 653005	Ø 172 x 42 - HEB
35-10 (12971112, 12971212, 12971312, 12971317, 12976112,....)	68	01/89→12/96						
35-10 (12971112, 12971212, 12971312, 12971317, 12976112,....)	76	01/89→12/96						
35-12 (13110131, 13110211, 13110231, 13110311, 13110312,....)	85	01/90→04/96						
49-12 (13130211, 13130231, 13130304, 13130311, 13130312,....)	85	06/90→04/96						
↓								



















	kw					! #		
IVECO - DAILY II Pritsche/Fahrgestell 01/89→05/99								
 Bremsbackensatz, Feststellbremse								
35-10 (15030111, 15030211, 15030311, 15031111, 15031117,...)	76	01/96→05/99	➡	→ 04/99			03.0137-3005.2 653005	Ø 172 x 42 - HEB
35-12 (15130311, 15130411, 15131111, 15131204, 15131211,...)	90	05/96→05/99						
49-12 (15150211, 15150311, 15150404, 15150411, 15151204,...)	90	05/96→05/99						
IVECO - DAILY III Kasten/Kombi 11/97→10/09								
 Bremsbackensatz, Feststellbremse								
29 L 10 V (ALJA43A2, ALJA42A2, ALJA41A2)	70	09/02→07/07	➡	→ 04/06			03.0137-3005.2 653005	Ø 172 x 42 - HEB
29 L 11 V	78	05/99→07/07						
29 L 12 V (ALKA41A2, ALLA52A2, ALKA42A2)	85	09/02→07/07						
29 L 13	92	05/01→07/07						
35 C 12 V, 35 S 12 V (AGKA43A2, AGKB43A2, AGKB46A2,...)	85	09/02→07/07						
50 C 11	78	05/99→07/07						
50 C 13	92	05/99→07/07						
29 L 14	100	01/05→04/06	➡				03.0137-3005.2 653005	Ø 172 x 42 - HEB
29 L 9 V	66	11/01→04/06						
35 C 14	100	09/04→04/06						
35 C 14, 35 S 14	100	01/05→04/06						
35 C 17, 35 S 17	122	01/05→04/06						
50 C 14	100	09/04→04/06						
50 C 15	107	01/01→04/06						
50 C 17	122	09/04→04/06						
IVECO - DAILY III Pritsche/Fahrgestell 03/98→10/09								
 Bremsbackensatz, Feststellbremse								
29 L 10 (ALJAV1A1, ALJA41AA, ALJA41A1, AHJA64A1,...)	70	09/02→04/06	➡				03.0137-3005.2 653005	Ø 172 x 42 - HEB
29 L 11	78	05/99→04/06						
29 L 12 (ALKA41A1, AHKA64A1, ALLA51A1)	85	09/02→04/06						
29 L 13	92	11/01→04/06						
29 L 14 (AHRA11C1B1, AHRA14C1B1, AHRA64C1B1)	100	11/05→04/06						
35 C 10 V, 35 S 10 V (AMJA14A1, AMJA64A1, AMJA65A1,...)	70	09/02→04/06						
35 C 12, 35 S 12 (AEKA14A1, AEKA14AA, AEKA64A1,...)	85	09/02→04/06						
35 C 14	100	09/04→04/06						
35 C 14, 35 S 14	100	01/05→04/06						
35 C 15	107	11/01→04/06						
35 C 17, 35 S 17	122	01/05→04/06						
35 C 9, 35 S 9	66	11/01→04/06						
50 C 11	78	05/99→04/06						
50 C 13	92	05/99→04/06						
50 C 14	100	09/04→04/06						
50 C 15	107	01/01→04/06						
50 C 17	122	09/04→04/06						
IVECO - DAILY IV Pritsche/Fahrgestell 05/06→03/12								
 Bremsbackensatz, Feststellbremse								
50C18	130	05/06→08/11	➡	→ 12947747			03.0137-3005.2 653005	Ø 172 x 42 - HEB
JAGUAR - XJ (X300, X330) 09/94→12/99								
Zubehörsatz, Feststellbremsbacken								
12 6.0	229	09/94→09/97		11/94→ 07/97			03.0137-9700.2 669700	
6 3.2	155	11/94→07/97					03.0137-9700.2 669700	
R Super Charged 4.0	235	11/94→07/97						
6 Sovereign 4.0	177	09/94→07/97		11/94→			03.0137-9700.2 669700	


















	kW			 	! #		
JAGUAR - XJ (X308) 09/96→06/03							
Zubehörsatz, Feststellbremsbacken							
3.2	174	07/97→05/03				03.0137-9700.2	669700
4.0	209	07/97→05/03					
4.0	267	07/97→05/03					
JAGUAR - XK 8 Coupe (X100) 03/96→12/06							
Zubehörsatz, Feststellbremsbacken							
4.0	209	03/96→07/05				03.0137-9700.2	669700
4.0	267	02/98→07/05					
4.2	219	08/02→07/05					
R 4.2	291	08/02→07/05					
4.0	216	05/96→07/05		→ 07/99		03.0137-9700.2	669700
JEEP - CHEROKEE (KJ) 03/01→01/08							
 Radbremsszylinder							
2.4 4x4	108	09/01→01/08	➔	- ABS		24.3220-1751.3	020590 Ø 20,64 GG
2.4 Laredo	108	10/01→09/04					
2.5 CRD 4x4	105	09/01→01/08					
2.8 CRD 4x4	120	11/04→01/08					
3.7 4x4	150	08/03→01/08					
3.7 4x4	155	09/01→01/08					
3.7 Laredo	150	10/01→09/04					
JEEP - CHEROKEE (XJ) 09/83→09/01							
 Radbremsszylinder							
2.5	89	10/95→09/01	➔	10/96→; nicht für Polizeifahrzeuge		24.3220-1748.3	020584 Ø 20,64 ALU
2.5 i 4x4	90	12/91→09/01					
2.5 Tdi 4x4	85	10/96→09/01	➔	nicht für Polizeifahrzeuge		24.3220-1748.3	020584 Ø 20,64 ALU
4.0 i	127	07/98→09/01					
4.0 i	135	02/99→09/01					
4.0 i 4x4	131	01/95→09/01					
JEEP - COMPASS (MK49) 08/06→							
 Bremsbackensatz, Feststellbremse							
2.0	115	05/11→				03.0137-3023.2	653023 Ø 170 x 32 - HEB
2.0 CRD	103	08/06→					
2.0 CRD 4x4	103	09/06→					
2.2 CRD	100	05/11→					
2.2 CRD 4x4	120	12/10→					
2.4 4x4	125	09/06→					
2.4	125	08/06→		09/06→		03.0137-3023.2	653023 Ø 170 x 32 - HEB
Zubehörsatz, Feststellbremsbacken							
2.0	115	05/11→	➔			03.0137-9307.2	669307
2.2 CRD	100	05/11→					
2.2 CRD 4x4	120	12/10→					
2.0 CRD	103	08/06→				03.0137-9307.2	669307
2.0 CRD 4x4	103	09/06→					
2.4 4x4	125	09/06→					
2.4	125	08/06→		09/06→		03.0137-9307.2	669307
JEEP - PATRIOT (MK74) 02/07→12/17							
 Bremsbackensatz, Feststellbremse							
2.0	115	01/11→12/17		+ ABS		03.0137-3023.2	653023 Ø 170 x 32 - HEB
2.0 CRD 4x4	103	02/07→12/17					
2.2 CRD 4x4	100	01/11→12/17					
2.2 CRD 4x4	120	01/11→12/17					
2.4 4x4	125	01/08→12/17					
2.4 Eco + 4x4	125	07/08→12/17					
Zubehörsatz, Feststellbremsbacken							
2.0	115	01/11→12/17	➔			03.0137-9307.2	669307
2.2 CRD 4x4	100	01/11→12/17					
2.2 CRD 4x4	120	01/11→12/17					
2.0 CRD 4x4	103	02/07→12/17				03.0137-9307.2	669307
2.4 4x4	125	01/08→12/17					
2.4 Eco + 4x4	125	07/08→12/17					
JEEP - WRANGLER II (TJ) 08/96→12/08							
 Radbremsszylinder							
2.4	105	11/02→04/07	➔			24.3220-1748.3	020584 Ø 20,64 ALU
2.5	87	08/96→04/07					
4.0	124	06/98→04/07					
4.0	130	08/96→04/07					
4.0 Rubicon	128	08/03→04/07					


















	kw					! #		
KIA - CARENS III Großraumlimousine (UN) 05/06→								
 Bremsbackensatz, Feststellbremse								
1.6 CRDi 110	85	10/10→	➔	→ 02/13			03.0137-3038.2 653038	Ø 167 x 32 - HEB
1.6 CRDi 128	94	10/10→						
1.6 CVVT	93	10/10→						
1.6 CVVT	97	08/09→						
2.0 CRDi 115	85	05/07→						
2.0 CRDi 135	100	08/09→						
2.0 CRDi 140	103	09/06→						
2.0 CVVT	106	09/06→						
KIA - CARNIVAL / GRAND CARNIVAL III (VQ) 09/05→								
 Bremsbackensatz, Feststellbremse								
2.2 CRDi	110	01/10→		→ 06/15			03.0137-3039.2 653039	Ø 210 x 40 + HEB
2.2 CRDi	143	01/10→						
2.7 V6	139	06/06→	➔				03.0137-3039.2 653039	Ø 210 x 40 + HEB
2.9 CRDi	136	06/06→						
KIA - CARNIVAL I (UP) 06/98→10/01								
 Radbremszylinder								
2.5 V6	121	08/99→10/01	➔	06/00→; + ABS			24.3222-1731.3 020531	Ø 22,2 ALU
2.9 TD	93	08/99→10/01	➔	06/00→ 09/01; + ABS			24.3222-1731.3 020531	Ø 22,2 ALU
KIA - CARNIVAL II (GQ) 01/99→09/07								
 Radbremszylinder								
2.5 V6	110	10/01→06/06	➔	+ ABS			24.3222-1731.3 020531	Ø 22,2 ALU
2.9 CRDi	106	10/01→06/06						
 Bremsbackensatz								
2.5 V6	110	10/01→06/06	➔	12/03→			03.0137-0484.2 650484	Ø 295 x 53 + HEB
2.9 CRDi	106	10/01→06/06						
KIA - CEE'D Schrägheck (ED) 12/06→12/12								
 Bremsbackensatz, Feststellbremse								
1.4	77	12/06→12/12	➔	→ 09/12			03.0137-3029.2 653029	Ø 167 x 26 - HEB
1.4	80	12/06→12/12						
1.6	85	09/07→12/12						
1.6	90	12/06→12/12						
1.6	93	02/08→12/12						
1.6 CRDi 115	85	12/06→12/12						
1.6 CRDi 128	94	10/10→12/12						
1.6 CRDi 90	66	12/06→12/12						
1.6 CVVT	92	10/10→12/12						
2.0	105	12/06→12/12						
2.0 CRDi 140	103	09/07→12/12						
1.4 CVVT	66	08/09→12/12	➔	06/10→ 09/12			03.0137-3029.2 653029	Ø 167 x 26 - HEB
2.0 CRDi	100	06/07→12/12	➔	09/07→ 09/12			03.0137-3029.2 653029	Ø 167 x 26 - HEB
 Seilzug, Feststellbremse								
1.6 CRDi 128	94	10/10→12/12	➔	☐; → 09/12; Scheibenbremse			24.3727-3204.2 583204	L= 1.673
			➔	☐; → 09/12; Scheibenbremse			24.3727-3205.2 583205	L= 1.673
KIA - CEE'D SW (ED) 07/07→12/12								
 Bremsbackensatz, Feststellbremse								
1.4	77	10/10→12/12					03.0137-3029.2 653029	Ø 167 x 26 - HEB
1.6	85	09/07→11/12						
1.6	90	09/07→12/12						
1.6	93	09/07→12/12						
1.6 CRDi 115	85	09/07→12/12						
1.6 CRDi 128	94	10/10→12/12						
1.6 CRDi 90	66	09/07→12/12						
1.6 CVVT	92	06/09→12/12						
2.0	105	09/07→12/12						
2.0 CRDi 140	103	07/07→12/12						
1.4	80	09/07→12/12	➔				03.0137-3029.2 653029	Ø 167 x 26 - HEB
1.4 CVVT	66	07/09→12/12		10/10→			03.0137-3029.2 653029	Ø 167 x 26 - HEB
 Seilzug, Feststellbremse								
1.6 CRDi 128	94	10/10→12/12	➔	☐; Scheibenbremse			24.3727-3204.2 583204	L= 1.673
			➔	☐; Scheibenbremse			24.3727-3205.2 583205	L= 1.673














	kW					! #		
KIA - MAGENTIS (GD, MS) 05/01→								
 Bremsbackensatz, Feststellbremse								
2.0	100	05/01→09/05	➡	+ ABS		03.0137-3024.2	653024	Ø 170 x 32 + HEB
2.5 V6	124	05/01→	➡	→ 10/05; + ABS		03.0137-3024.2	653024	Ø 170 x 32 + HEB
KIA - MAGENTIS (MG) 10/05→								
 Bremsbackensatz, Feststellbremse								
2.0	106	11/05→		→ 12/10		03.0137-3025.2	653025	Ø 170 x 27 - HEB
2.0	121	09/09→						
2.0 CRDi	103	04/06→						
2.0 CRDi	110	04/06→						
2.7	138	11/05→						
2.7 V6	142	07/09→						
2.0 CRDi	100	11/05→12/08				03.0137-3025.2	653025	Ø 170 x 27 - HEB
KIA - OPTIMA 01/10→								
 Bremsbackensatz, Feststellbremse								
1.7 CRDi	100	03/12→	➡	→ 12/15		03.0137-3049.2	653049	Ø 167 x 26 - HEB
2.0	125	03/12→						
2.0 CVVL	121	03/12→						
2.0 CVVT Hybrid	110	03/12→						
2.0 CVVT Hybrid	140	12/12→						
2.0 CVVT	121	03/13→12/15	➡			03.0137-3049.2	653049	Ø 167 x 26 - HEB
KIA - PICANTO (SA) 04/04→								
 Radbremsszylinder								
1.0	45	04/04→	➡			24.3215-1703.3	020530	Ø 15,87 ALU
1.0	46	09/07→						
1.1	48	04/04→						
1.1 CRDi	55	11/05→	➡	- ABS		24.3215-1703.3	020530	Ø 15,87 ALU
 Bremsbackensatz								
1.0	45	04/04→	➡	05/04→ 04/11		03.0137-0511.2	650511	Ø 180 x 32 - HEB
1.0	46	09/07→	➡	11/09→ 04/11		03.0137-0511.2	650511	Ø 180 x 32 - HEB
1.1	48	04/04→	➡	→ 04/11		03.0137-0511.2	650511	Ø 180 x 32 - HEB
1.1 CRDi	55	11/05→	➡	→ 04/11; - ABS		03.0137-0511.2	650511	Ø 180 x 32 - HEB
 Seilzug, Feststellbremse								
1.0	45	04/04→	➡	<input type="checkbox"/> ; 05/04→ 04/11; Trommelbremse	24.3727-3202.2	583202	L= 1.487	
				<input type="checkbox"/> ; 05/04→ 04/11; Trommelbremse	24.3727-3203.2	583203	L= 1.487	
				<input type="checkbox"/> ; 02/05→ 04/11; Scheibenbremse	24.3727-3206.2	583206	L= 1.515	
				<input type="checkbox"/> ; 02/05→ 04/11; Scheibenbremse	24.3727-3207.2	583207	L= 1.515	
1.0	46	09/07→	➡	<input type="checkbox"/> ; 11/09→ 04/11; Trommelbremse	24.3727-3202.2	583202	L= 1.487	
				<input type="checkbox"/> ; 11/09→ 04/11; Trommelbremse	24.3727-3203.2	583203	L= 1.487	
				<input type="checkbox"/> ; 11/09→ 04/11; Scheibenbremse	24.3727-3206.2	583206	L= 1.515	
				<input type="checkbox"/> ; 11/09→ 04/11; Scheibenbremse	24.3727-3207.2	583207	L= 1.515	
1.1	48	04/04→	➡	<input type="checkbox"/> ; → 04/11; Trommelbremse	24.3727-3202.2	583202	L= 1.487	
				<input type="checkbox"/> ; → 04/11; Trommelbremse	24.3727-3203.2	583203	L= 1.487	
				<input type="checkbox"/> ; 02/05→ 04/11; Scheibenbremse	24.3727-3206.2	583206	L= 1.515	
				<input type="checkbox"/> ; 02/05→ 04/11; Scheibenbremse	24.3727-3207.2	583207	L= 1.515	
1.1 CRDi	55	11/05→	➡	<input type="checkbox"/> ; → 04/11; Trommelbremse	24.3727-3202.2	583202	L= 1.487	
				<input type="checkbox"/> ; → 04/11; Trommelbremse	24.3727-3203.2	583203	L= 1.487	
				<input type="checkbox"/> ; → 04/11; Scheibenbremse	24.3727-3206.2	583206	L= 1.515	
				<input type="checkbox"/> ; → 04/11; Scheibenbremse	24.3727-3207.2	583207	L= 1.515	
KIA - PICANTO (TA) 05/11→								
 Bremsbackensatz								
1.0	49	04/15→	➡			03.0137-0516.2	650516	Ø 180 x 27
1.0	51	05/11→						
1.0 Bi-Fuel	60	05/11→						
1.0 LPG	49	08/13→						
1.2	63	09/11→						

















	kw					! #		
KIA - PREGIO Bus 08/95→04/10								
 Bremsbackensatz								
2.5 D	69	08/95→09/04	➔	09/02→03/04		03.0137-0486.2	650486	Ø 260 x 51 - HEB
KIA - PREGIO Kasten (TB) 10/97→								
 Bremsbackensatz								
2.5 Tci D	69	09/02→	➔	→ 03/04		03.0137-0486.2	650486	Ø 260 x 51 - HEB
2.7 D	60	10/97→	➔	→ 12/01		03.0137-0486.2	650486	Ø 260 x 51 - HEB
KIA - PRIDE (DA) 01/90→12/11								
Zubehörsatz, Bremsbacken								
1.1 i	38	01/91→10/00	➔	→ 04/94		03.0137-9113.2	669113	
1.3	44	01/90→10/00						
1.3 16V	53	01/90→09/01						
1.3 i	51	01/90→05/97						
1.3	47	10/96→05/01	➔	→ 10/00		03.0137-9113.2	669113	
 Bremsbackensatz								
1.1 i	38	01/91→10/00	➔	→ 04/94		03.0137-0204.2	650204	Ø 170 x 25
1.3	44	01/90→10/00						
1.3 16V	53	01/90→09/01						
1.3 i	51	01/90→05/97						
1.3	47	10/96→05/01	➔	→ 10/00		03.0137-0204.2	650204	Ø 170 x 25
KIA - PRIDE Kombi 08/98→05/01								
Zubehörsatz, Bremsbacken								
1.3	47	08/99→05/01	➔			03.0137-9113.2	669113	
 Bremsbackensatz								
1.3	47	08/99→05/01	➔			03.0137-0204.2	650204	Ø 170 x 25
KIA - PRO CEE'D (ED) 02/08→02/13								
 Bremsbackensatz, Feststellbremse								
1.4	77	02/08→09/12				03.0137-3029.2	653029	Ø 167 x 26 - HEB
1.4	80	02/08→09/12						
1.4 CVVT	66	06/10→09/12						
1.6	90	02/08→09/12						
1.6	93	02/08→09/12						
1.6 CRDi 115	85	02/08→09/12						
1.6 CRDi 128	94	10/10→09/12						
1.6 CRDi 90	66	02/08→09/12						
1.6 CVVT	92	10/10→02/13						
2.0	105	02/08→09/12						
2.0 CRDi 140	103	02/08→09/12						
2.0 LPG	105	01/09→12/09						
 Seilzug, Feststellbremse								
1.6 CRDi 128	94	10/10→09/12	➔	<input type="checkbox"/> ; Scheibenbremse		24.3727-3204.2	583204	L= 1.673
			➔	<input type="checkbox"/> ; Scheibenbremse		24.3727-3205.2	583205	L= 1.673
KIA - RIO II (JB) 03/05→								
 Bremsbackensatz								
1.4 16V	71	03/05→	➔	→ 08/11; - ABS		03.0137-0495.2	650495	Ø 203 x 32 + HEB
1.5 CRDi	65	06/08→						
1.5 CRDi	81	03/05→						
1.6 CVVT	82	03/05→						
 Bremsbackensatz, Feststellbremse								
1.4 16V	71	03/05→	➔	→ 08/11; + ABS		03.0137-3022.2	653022	Ø 170 x 32 + HEB
1.5 CRDi	65	06/08→						
1.5 CRDi	81	03/05→						
1.6 CVVT	82	03/05→						
KIA - RIO II Stufenheck (JB) 03/05→								
 Bremsbackensatz								
1.4 16V	71	03/05→	➔	→ 08/11; - ABS		03.0137-0495.2	650495	Ø 203 x 32 + HEB
1.5 CRDi	65	06/08→						
1.5 CRDi	81	03/05→						
1.6 16V	82	03/05→						
↓								



















	kw			 	! #		
KIA - RIO II Stufenheck (JB) 03/05→							
 Bremsbackensatz, Feststellbremse							
1.4 16V	71	03/05→	→	→ 08/11; + ABS		03.0137-3022.2 653022	Ø 170 x 32 + HEB
1.5 CRDi	65	06/08→					
1.5 CRDi	81	03/05→					
1.6 16V	82	03/05→					
KIA - RIO III (UB) 09/11→							
 Radbremsszylinder							
1.1 CRDi	55	09/11→	→	für Fahrzeuge mit Trommelbremse an der Hinterachse		24.3217-1731.3 020551	Ø 17,46 ALU
1.25 CVVT	63	09/11→					
1.2 CVVT	62	11/14→					
1.4 CRDi	66	09/11→					
1.4 CVVT	80	09/11→					
 Bremsbackensatz							
1.1 CRDi	55	09/11→	→	für Fahrzeuge mit Trommelbremse an der Hinterachse		03.0137-0517.2 650517	Ø 203 x 31 + HEB
1.25 CVVT	63	09/11→				03.0520-5117.3 695117	Ø 203 x 31 Ø 17,46 + RZ / + Zub TopKit
1.2 CVVT	62	11/14→					
1.4 CRDi	66	09/11→					
1.4 CVVT	80	09/11→					
KIA - RIO III Stufenheck (UB) 09/10→							
 Radbremsszylinder							
1.2 CVVT	62	11/14→	→	für Fahrzeuge mit Trommelbremse an der Hinterachse		24.3217-1731.3 020551	Ø 17,46 ALU
1.4 CVVT	80	10/11→					
 Bremsbackensatz							
1.2 CVVT	62	11/14→	→	für Fahrzeuge mit Trommelbremse an der Hinterachse		03.0137-0517.2 650517	Ø 203 x 31 + HEB
1.4 CVVT	80	10/11→				03.0520-5117.3 695117	Ø 203 x 31 Ø 17,46 + RZ / + Zub TopKit
KIA - RIO IV (YB, SC, FB) 01/17→							
 Radbremsszylinder							
1.0 T-GDI 100	74	01/17→	→		2	24.3217-1731.3 020551	Ø 17,46 ALU
1.0 T-GDI 120	88	01/17→					
1.25	62	01/17→					
1.4	73	01/17→					
1.4 CRDi 77	57	01/17→					
1.4 CRDi 90	66	01/17→					
KIA - RIO Kombi (DC) 07/00→04/06							
 Radbremsszylinder							
1.3	55	08/00→02/05	→	→ 06/02		24.3217-1120.3 020360	Ø 17,46 GG
1.3	60	08/00→02/05					
1.5 16V	72	08/00→02/05	→	07/02→		24.3217-1729.3 020535	Ø 17,46 ALU
1.5 16V	71	09/02→02/05	→			24.3217-1729.3 020535	Ø 17,46 ALU
 Bremstrommel							
1.3	55	08/00→02/05	→	→ 06/02		24.0220-0006.1 480309	Ø 200,0 x 31 / 201 - RLG / - ABS Ring
1.3	60	08/00→02/05					
1.5 16V	72	08/00→02/05					
 Bremsbackensatz							
1.3	55	08/00→02/05	→	→ 06/02		03.0137-0436.2 650436	Ø 200 x 26 - HEB
1.3	60	08/00→02/05					
1.5 16V	72	08/00→02/05	→	07/02→		03.0137-0455.2 650455	Ø 200 x 31 - HEB
1.5 16V	71	09/02→02/05	→			03.0137-0455.2 650455	Ø 200 x 31 - HEB
 Seilzug, Feststellbremse							
1.3	55	08/00→02/05	→	<input type="checkbox"/> ; Trommelbremse		24.3727-3200.2 583200	L= 1.584
1.3	60	08/00→02/05					
1.5 16V	71	09/02→02/05	→	<input type="checkbox"/> ; Trommelbremse		24.3727-3201.2 583201	L= 1.584
1.5 16V	72	08/00→02/05					
KIA - RIO Stufenheck (DC_) 07/00→04/06							
 Radbremsszylinder							
1.3	55	09/00→02/05	→	→ 06/02		24.3217-1120.3 020360	Ø 17,46 GG
1.5 16V	72	09/00→02/05	→	07/02→		24.3217-1729.3 020535	Ø 17,46 ALU
1.3	60	08/02→02/05	→			24.3217-1729.3 020535	Ø 17,46 ALU
1.5 16V	71	09/02→02/05					
↓							


















	kw					! #		
KIA - RIO Stufenheck (DC_) 07/00→04/06								
 Bremstrommel								
1.3 1.5 16V	55 72	09/00→02/05 09/00→02/05	➔	→ 06/02		24.0220-0006.1	480309	Ø 200,0 x 31 / 201 - RLG / - ABS Ring
 Bremsbackensatz								
1.3 1.5 16V	55 72	09/00→02/05 09/00→02/05	➔	→ 06/02		03.0137-0436.2	650436	Ø 200 x 26 - HEB
			➔	07/02→		03.0137-0455.2	650455	Ø 200 x 31 - HEB
1.3 1.5 16V	60 71	08/02→02/05 09/02→02/05	➔			03.0137-0455.2	650455	Ø 200 x 31 - HEB
 Seilzug, Feststellbremse								
1.3 1.3 1.5 16V 1.5 16V	55 60 71 72	09/00→02/05 08/02→02/05 09/02→02/05 09/00→02/05	➔	<input type="checkbox"/> ; Trommelbremse		24.3727-3200.2	583200	L= 1.584
			➔	<input type="checkbox"/> ; Trommelbremse		24.3727-3201.2	583201	L= 1.584
KIA - SEPHIA (FA) 01/95→10/97								
Zubehörsatz, Bremsbacken								
1.5 i 1.8 i 16V	59 82	02/96→10/97 01/95→10/97	➔	- ABS		03.0137-9241.2	669241	
1.6 i	59	01/95→10/97	➔	→ 06/96; - ABS		03.0137-9241.2	669241	
 Bremstrommel								
1.5 i 1.8 i 16V	59 82	02/96→10/97 01/95→10/97	➔	- ABS		24.0220-0031.1	480125	Ø 200,0 x 41,5 / 201
1.6 i	59	01/95→10/97	➔	→ 06/96; - ABS		24.0220-0031.1	480125	Ø 200,0 x 41,5 / 201
 Bremsbackensatz								
1.5 i 1.8 i 16V	59 82	02/96→10/97 01/95→10/97	➔	- ABS		03.0137-0377.2	650377	Ø 200 x 36
1.6 i	59	01/95→10/97	➔	→ 06/96; - ABS		03.0137-0377.2	650377	Ø 200 x 36
KIA - SEPHIA Stufenheck (FA) 01/92→09/01								
Zubehörsatz, Bremsbacken								
1.5 i 1.8 i 16V	59 82	02/96→10/97 01/95→10/97	➔	- ABS		03.0137-9241.2	669241	
1.6 i	59	09/93→10/97	➔	10/93→ 06/96; - ABS		03.0137-9241.2	669241	
 Bremstrommel								
1.5 i 1.8 i 16V	59 82	02/96→10/97 01/95→10/97	➔	- ABS		24.0220-0031.1	480125	Ø 200,0 x 41,5 / 201
1.6 i	59	09/93→10/97	➔	10/93→ 06/96; - ABS		24.0220-0031.1	480125	Ø 200,0 x 41,5 / 201
 Bremsbackensatz								
1.5 i 1.8 i 16V	59 82	02/96→10/97 01/95→10/97	➔	- ABS		03.0137-0377.2	650377	Ø 200 x 36
1.6 i	59	09/93→10/97	➔	10/93→ 06/96; - ABS		03.0137-0377.2	650377	Ø 200 x 36
KIA - SHUMA (FB) 09/96→12/01								
Zubehörsatz, Bremsbacken								
1.5 i 16V 1.8 i 16V	65 81	10/97→03/01 10/97→03/01		- ABS		03.0137-9241.2	669241	
 Bremstrommel								
1.5 i 16V 1.8 i 16V	65 81	10/97→03/01 10/97→03/01	➔	- ABS		24.0220-0031.1	480125	Ø 200,0 x 41,5 / 201
 Bremsbackensatz								
1.5 i 16V 1.8 i 16V	65 81	10/97→03/01 10/97→03/01	➔	- ABS		03.0137-0377.2	650377	Ø 200 x 36
KIA - SHUMA II (FB) 05/01→08/04								
 Radbremszylinder								
1.6 1.8	75 84	05/01→08/04 04/03→08/04	➔	- ABS		24.3217-1120.3	020360	Ø 17,46 GG
Zubehörsatz, Bremsbacken								
1.6 1.8 ↓	75 84	05/01→08/04 04/03→08/04	➔	- ABS		03.0137-9241.2	669241	



















	kw			 	! #		
KIA - SHUMA II (FB) 05/01→08/04							
 Bremstrommel							
1.6 1.8	75 84	05/01→08/04 04/03→08/04	➔	- ABS		24.0220-0031.1 480125	Ø 200,0 x 41,5 / 201
 Bremsbackensatz							
1.6 1.8	75 84	05/01→08/04 04/03→08/04	➔	- ABS		03.0137-0377.2 650377	Ø 200 x 36
KIA - SHUMA II Stufenheck (FB) 05/01→05/04							
 Radbremszylinder							
1.6	75	05/01→05/04	➔	- ABS		24.3217-1120.3 020360	Ø 17,46 GG
Zubehörsatz, Bremsbacken							
1.6	75	05/01→05/04	➔	- ABS		03.0137-9241.2 669241	
 Bremstrommel							
1.6	75	05/01→05/04	➔	- ABS		24.0220-0031.1 480125	Ø 200,0 x 41,5 / 201
 Bremsbackensatz							
1.6	75	05/01→05/04	➔	- ABS		03.0137-0377.2 650377	Ø 200 x 36
KIA - SHUMA Stufenheck (FB) 03/96→10/01							
Zubehörsatz, Bremsbacken							
1.5	59	03/96→12/98		10/97→; - ABS		03.0137-9241.2 669241	
1.5 i 16V	65	10/97→10/01		→ 04/01; - ABS		03.0137-9241.2 669241	
 Bremstrommel							
1.5	59	03/96→12/98	➔	10/97→; - ABS		24.0220-0031.1 480125	Ø 200,0 x 41,5 / 201
1.5 i 16V	65	10/97→10/01	➔	→ 04/01; - ABS		24.0220-0031.1 480125	Ø 200,0 x 41,5 / 201
 Bremsbackensatz							
1.5	59	03/96→12/98	➔	10/97→; - ABS		03.0137-0377.2 650377	Ø 200 x 36
1.5 i 16V	65	10/97→10/01	➔	→ 04/01; - ABS		03.0137-0377.2 650377	Ø 200 x 36
KIA - SORENTO I (JC) 08/02→							
 Bremsbackensatz, Feststellbremse							
2.4	102	08/02→	➔	→ 11/06		03.0137-3009.2 653009	Ø 190 x 40 - HEB
2.5 CRDi	103	08/02→					
2.5 CRDi	120	05/06→	➔	→ 10/09		03.0137-3028.2 653028	Ø 190 x 40 - HEB
2.5 CRDi	125	12/06→					
3.3 V6 4WD	182	02/07→	➔	11/07→ 10/09		03.0137-3028.2 653028	Ø 190 x 40 - HEB
3.5 V6 4WD	143	08/02→	➔	→ 10/09		03.0137-3009.2 653009	Ø 190 x 40 - HEB
KIA - SORENTO II (XM) 09/09→							
 Bremsbackensatz, Feststellbremse							
2.0 CRDi	110	11/10→		07/12→ 09/14		03.0137-3048.2 653048	Ø 189 x 27 - HEB
2.0 CRDi 4WD	110	11/10→		→ 06/12		03.0137-3052.2 653052	Ø 189 x 27 - HEB
2.2 CRDi	145	11/09→		→ 10/10		03.0137-3027.2 653027	Ø 189 x 26 - HEB
2.2 CRDi 4WD	145	11/09→					
2.4 CVVT	128	11/09→		07/12→ 09/14		03.0137-3048.2 653048	Ø 189 x 27 - HEB
2.4 CVVT 4WD	128	11/09→		11/10→ 06/12		03.0137-3052.2 653052	Ø 189 x 27 - HEB
2.4 CVVT	141	10/12→		→ 09/14		03.0137-3048.2 653048	Ø 189 x 27 - HEB
2.4 CVVT 4WD	141	10/12→					
2.4 GDI	141	10/12→					
2.4 GDI 4WD	141	10/12→					
3.5	204	05/13→	➔			03.0137-3027.2 653027	Ø 189 x 26 - HEB
3.5 4WD	204	05/13→					
KIA - SOUL (AM) 01/09→							
 Bremsbackensatz, Feststellbremse							
1.6 CRDi 115	85	02/09→		→ 02/14; + ABS		03.0137-3026.2 653026	Ø 167 x 32 + HEB
1.6 CRDi 128	94	02/09→					
1.6 CVVT	77	02/09→					
1.6 CVVT	93	02/09→					
1.6 CVVT	95	03/12→					
1.6 GDI	103	06/11→					

















	kw				! #		
KIA - SOUL II (PS) 02/14→							
 Bremsbackensatz, Feststellbremse							
1.6 CRDi 128	94	02/14→		→ 02/14; + ABS		03.0137-3026.2 653026	Ø 167 x 32 + HEB
KIA - SPORTAGE (JE_, KM_) 09/04→							
 Bremsbackensatz, Feststellbremse							
2.0 16V 4WD	104	09/04→	➔	→ 05/10		03.0137-3004.2 653004	Ø 190 x 40 + HEB
2.0 CRDi 4WD	83	09/04→					
2.0 CRDi 4WD	100	01/06→					
2.0 CRDi 4WD	103	01/06→					
2.0 CRDi 4WD	110	09/08→					
2.7 V6 4WD	129	09/04→					
2.0 CRDi	83	02/05→	➔	→ 05/10		03.0137-3016.2 653016	Ø 167 x 27 - HEB
2.0 CRDi	100	01/06→					
2.0 CRDi	103	01/06→					
2.0 CRDi	110	09/07→					
2.0 i 16V	104	09/04→					
KIA - SPORTAGE (K00) 04/94→04/05							
 Radbremszylinder							
2.0	87	10/00→08/03	➔			24.3220-1752.3 020591	Ø 20,64 GG
2.0 4WD	87	10/00→08/03					
2.0 i 16V	94	10/99→08/03					
2.0 TD 4WD	61	10/97→08/03					
2.0 i 16V 4WD	94	04/94→08/03	➔	→ 09/99		24.3220-1746.3 020580	Ø 20,64 ALU
			➔	10/99→		24.3220-1752.3 020591	Ø 20,64 GG
2.0 i 4WD	70	04/94→08/99	➔			24.3220-1746.3 020580	Ø 20,64 ALU
KIA - SPORTAGE (SL) 09/09→							
 Bremsbackensatz, Feststellbremse							
2.0 CRDi AWD	100	07/10→		→ 12/15		03.0137-3030.2 653030	Ø 189 x 40 + HEB
2.0 CRDi AWD	135	08/10→					
2.0 CVVT AWD	120	07/10→					
2.0 CVVT AWD	122	07/10→					
2.0 GDI AWD	122	02/14→					
2.0 CVVT	113	11/14→12/15	➔	Fahrzeugproduktionsland Slowakische Republik		03.0137-3029.2 653029	Ø 167 x 26 - HEB
			➔	Fahrzeugproduktionsland Republik Korea (Südkorea)		03.0137-3030.2 653030	Ø 189 x 40 + HEB
2.0 CVVT AWD	113	11/14→12/15	➔			03.0137-3030.2 653030	Ø 189 x 40 + HEB
KIA - VENGA (YN) 02/10→							
 Seilzug, Feststellbremse							
1.4 CRDi 75	55	02/10→	➔	<input type="checkbox"/> ; Scheibenbremse		24.3727-3128.2 583128	L= 1.838
1.4 CRDi 75	57	02/10→					
1.4 CRDi 90	66	02/10→	➔	<input type="checkbox"/> ; Scheibenbremse		24.3727-3129.2 583129	L= 1.855
1.4 CVVT	66	02/10→					
1.6 CRDi 115	85	02/10→					
1.6 CRDi 128	94	02/10→					
1.6 CVVT	92	02/10→					
LADA - 110 (2110) 01/95→12/12							
 Radbremszylinder							
1.5	54	01/95→12/05	➔			24.3220-1103.3 020214	Ø 20,64 GG
1.5	57	01/95→12/05					
1.5 16V	70	01/95→12/05					
1.6	66	01/00→04/07					
2.0 i (21106)	110	08/96→07/00					
Wankel	88	06/97→09/04					
1.6	60	01/00→12/12	➔	→ 08/07		24.3220-1103.3 020214	Ø 20,64 GG
Zubehörsatz, Bremsbacken							
1.5	54	01/95→12/05		- ABS		03.0137-9118.2 669118	
1.5	57	01/95→12/05					
1.5 16V	70	01/95→12/05					
1.6	66	01/00→04/07					
2.0 i (21106)	110	08/96→07/00					
Wankel	88	06/97→09/04					
1.6	60	01/00→12/12		→ 08/07; - ABS		03.0137-9118.2 669118	
 Bremstrommel							
1.5	54	01/95→12/05	➔			24.0220-0020.1 480059	Ø 200,0 x 50 / 201,5
1.5	57	01/95→12/05					
1.5 16V	70	01/95→12/05					


















	kw					! #		
LADA - 110 (2110) 01/95→12/12								
 Bremstrommel								
1.6 2.0 i (21106) Wankel	66 110 88	01/00→04/07 08/96→07/00 06/97→09/04	➔				24.0220-0020.1 480059	Ø 200,0 x 50 / 201,5
1.6	60	01/00→12/12	➔	→ 08/07			24.0220-0020.1 480059	Ø 200,0 x 50 / 201,5
 Bremsbackensatz								
1.5 1.5 1.5 16V 1.6 2.0 i (21106) Wankel	54 57 70 66 110 88	01/95→12/05 01/95→12/05 01/95→12/05 01/00→04/07 08/96→07/00 06/97→09/04	➔	- ABS			03.0137-0231.2 650231	Ø 200 x 41
1.6	60	01/00→12/12	➔	→ 08/07; - ABS			03.0137-0231.2 650231	Ø 200 x 41
LADA - 111 (2111) 01/95→02/09								
 Radbremszylinder								
1.5 1.5 16V	57 70	01/96→12/05 01/95→08/02	➔				24.3220-1103.3 020214	Ø 20,64 GG
1.6	60	09/04→02/09	➔	01/05→ 12/08			24.3220-1103.3 020214	Ø 20,64 GG
1.6	66	09/04→12/07	➔	03/06→			24.3220-1103.3 020214	Ø 20,64 GG
Zubehörsatz, Bremsbacken								
1.5 1.5 16V	57 70	01/96→12/05 01/95→08/02		- ABS			03.0137-9118.2 669118	
1.6	60	09/04→02/09		01/05→ 12/08; - ABS			03.0137-9118.2 669118	
1.6	66	09/04→12/07		03/06→; - ABS			03.0137-9118.2 669118	
 Bremstrommel								
1.5 1.5 16V	57 70	01/96→12/05 01/95→08/02	➔				24.0220-0020.1 480059	Ø 200,0 x 50 / 201,5
1.6	60	09/04→02/09	➔	01/05→ 12/08			24.0220-0020.1 480059	Ø 200,0 x 50 / 201,5
1.6	66	09/04→12/07	➔	03/06→			24.0220-0020.1 480059	Ø 200,0 x 50 / 201,5
 Bremsbackensatz								
1.5 1.5 16V	57 70	01/96→12/05 01/95→08/02	➔	- ABS			03.0137-0231.2 650231	Ø 200 x 41
1.6	60	09/04→02/09	➔	01/05→ 12/08; - ABS			03.0137-0231.2 650231	Ø 200 x 41
1.6	66	09/04→12/07	➔	03/06→; - ABS			03.0137-0231.2 650231	Ø 200 x 41
LADA - 112 (2112) 01/95→12/11								
 Radbremszylinder								
1.5 1.5 16V 1.6	57 70 66	01/95→09/04 01/95→09/00 03/06→12/08	➔				24.3220-1103.3 020214	Ø 20,64 GG
1.6	60	01/05→12/11	➔	→ 12/08			24.3220-1103.3 020214	Ø 20,64 GG
Zubehörsatz, Bremsbacken								
1.5 1.5 16V	57 70	01/95→09/04 01/95→09/00		- ABS			03.0137-9118.2 669118	
1.6	66	03/06→12/08						
1.6	60	01/05→12/11		→ 12/08; - ABS			03.0137-9118.2 669118	
 Bremstrommel								
1.5 1.5 16V	57 70	01/95→09/04 01/95→09/00	➔				24.0220-0020.1 480059	Ø 200,0 x 50 / 201,5
1.6	66	03/06→12/08						
1.6	60	01/05→12/11	➔	→ 12/08			24.0220-0020.1 480059	Ø 200,0 x 50 / 201,5
 Bremsbackensatz								
1.5 1.5 16V	57 70	01/95→09/04 01/95→09/00	➔	- ABS			03.0137-0231.2 650231	Ø 200 x 41
1.6	66	03/06→12/08						
1.6	60	01/05→12/11	➔	→ 12/08; - ABS			03.0137-0231.2 650231	Ø 200 x 41
LADA - 1200-1600 01/70→12/05								
 Radbremszylinder								
1600 N/L (VAZ2106, VAZ2103) ↓	57	03/79→12/05	➔	→ 06/85			24.3220-1102.3 020213	Ø 20,64 GG












	kw			 	! #		
LADA - 1200-1600 01/70→12/05							
Zubehörsatz, Bremsbacken							
1600 N/L (VAZ2106, VAZ2103)	57	03/79→12/05	➔	→ 06/85		03.0137-9117.2 669117	
 Bremsbackensatz							
1600 N/L (VAZ2106, VAZ2103)	57	03/79→12/05	➔	→ 06/85		03.0137-0232.2 650232 03.0420-0620.3 680620	Ø 250 x 51 Ø 250 x 51 Ø 20,64 + RZ / + Zub Kit
 Seilzug, Feststellbremse							
1600 N/L (VAZ2106, VAZ2103)	57	03/79→12/05	➔	☑; → 06/85; Trommelbremse	1	24.3727-2402.2 582402	L= 2.503
LADA - KALINA Kombi (1117) 10/04→12/13							
 Radbremszylinder							
1.4 16V 1.4 16V LPG 1.6	66 65 60	11/08→12/13 11/08→12/13 10/07→12/13	➔			24.3220-1103.3 020214	Ø 20,64 GG
Zubehörsatz, Bremsbacken							
1.4 16V 1.4 16V LPG 1.6	66 65 60	11/08→12/13 11/08→12/13 10/07→12/13	➔	- ABS		03.0137-9118.2 669118	
 Bremstrommel							
1.4 16V 1.4 16V LPG 1.6	66 65 60	11/08→12/13 11/08→12/13 10/07→12/13	➔			24.0220-0020.1 480059	Ø 200,0 x 50 / 201,5
 Bremsbackensatz							
1.4 16V 1.4 16V LPG 1.6	66 65 60	11/08→12/13 11/08→12/13 10/07→12/13	➔	- ABS		03.0137-0231.2 650231	Ø 200 x 41
LADA - KALINA Kombi (2194) 11/13→							
 Radbremszylinder							
1.6 1.6	64 72	11/13→ 11/13→	➔			24.3220-1103.3 020214	Ø 20,64 GG
Zubehörsatz, Bremsbacken							
1.6 1.6	64 72	11/13→ 11/13→	➔	- ABS		03.0137-9118.2 669118	
 Bremstrommel							
1.6 1.6	64 72	11/13→ 11/13→	➔			24.0220-0020.1 480059	Ø 200,0 x 50 / 201,5
 Bremsbackensatz							
1.6 1.6	64 72	11/13→ 11/13→	➔	- ABS		03.0137-0231.2 650231	Ø 200 x 41
LADA - KALINA Schrägheck (1119) 10/04→12/13							
 Radbremszylinder							
1.4 16V 1.4 16V LPG 1.6 1.6	66 65 60 66	11/08→12/13 11/08→12/13 10/04→12/13 10/04→12/13	➔			24.3220-1103.3 020214	Ø 20,64 GG
Zubehörsatz, Bremsbacken							
1.4 16V 1.4 16V LPG 1.6 1.6	66 65 60 66	11/08→12/13 11/08→12/13 10/04→12/13 10/04→12/13	➔	- ABS		03.0137-9118.2 669118	
 Bremstrommel							
1.4 16V 1.4 16V LPG 1.6 1.6	66 65 60 66	11/08→12/13 11/08→12/13 10/04→12/13 10/04→12/13	➔			24.0220-0020.1 480059	Ø 200,0 x 50 / 201,5
 Bremsbackensatz							
1.4 16V 1.4 16V LPG 1.6 1.6	66 65 60 66	11/08→12/13 11/08→12/13 10/04→12/13 10/04→12/13	➔	- ABS		03.0137-0231.2 650231	Ø 200 x 41

















	kw					! #		
LADA - KALINA Schrägheck (2192) 06/13→								
 Radbremszylinder								
1.6	64	06/13→	→			24.3220-1103.3	020214	Ø 20,64 GG
1.6	72	06/13→						
Zubehörsatz, Bremsbacken								
1.6	64	06/13→	→	- ABS		03.0137-9118.2	669118	
1.6	72	06/13→						
 Bremstrommel								
1.6	64	06/13→	→			24.0220-0020.1	480059	Ø 200,0 x 50 / 201,5
1.6	72	06/13→						
 Bremsbackensatz								
1.6	64	06/13→	→	- ABS		03.0137-0231.2	650231	Ø 200 x 41
1.6	72	06/13→						
LADA - KALINA Stufenheck (1118) 10/04→12/13								
 Radbremszylinder								
1.4 16V	66	11/08→12/09	→			24.3220-1103.3	020214	Ø 20,64 GG
1.4 16V LPG	65	11/08→12/13						
1.6	60	10/04→12/13						
1.6	66	10/04→12/13						
Zubehörsatz, Bremsbacken								
1.4 16V	66	11/08→12/09	→	- ABS		03.0137-9118.2	669118	
1.4 16V LPG	65	11/08→12/13						
1.6	60	10/04→12/13						
1.6	66	10/04→12/13						
 Bremstrommel								
1.4 16V	66	11/08→12/09	→			24.0220-0020.1	480059	Ø 200,0 x 50 / 201,5
1.4 16V LPG	65	11/08→12/13						
1.6	60	10/04→12/13						
1.6	66	10/04→12/13						
 Bremsbackensatz								
1.4 16V	66	11/08→12/09	→	- ABS		03.0137-0231.2	650231	Ø 200 x 41
1.4 16V LPG	65	11/08→12/13						
1.6	60	10/04→12/13						
1.6	66	10/04→12/13						
LADA - NIVA Geländewagen geschlossen (2121, 2131) 12/76→								
 Radbremszylinder								
1700 i	59	06/96→12/06	→			24.3220-1102.3	020213	Ø 20,64 GG
1700 i 4x4	60	10/00→12/10						
1700 i 4x4	61	09/10→						
1900 Diesel	55	01/99→12/06						
1900 Diesel (21215)	48	01/93→08/99	→	03/93→		24.3220-1102.3	020213	Ø 20,64 GG
Zubehörsatz, Bremsbacken								
1700 i	59	06/96→12/06	→			03.0137-9117.2	669117	
1700 i 4x4	60	10/00→12/10						
1700 i 4x4	61	09/10→						
1900 Diesel	55	01/99→12/06						
1900 Diesel (21215)	48	01/93→08/99	→	03/93→		03.0137-9117.2	669117	
 Bremstrommel								
1700 i	59	06/96→12/06	→			24.0225-0004.1	480058	Ø 250,0 x 57,5 / 251,5
1700 i 4x4	60	10/00→12/10						
1700 i 4x4	61	09/10→						
1900 Diesel	55	01/99→12/06						
1900 Diesel (21215)	48	01/93→08/99	→	03/93→		24.0225-0004.1	480058	Ø 250,0 x 57,5 / 251,5
 Bremsbackensatz								
1700 i	59	06/96→12/06	→			03.0137-0232.2	650232	Ø 250 x 51
1700 i 4x4	60	10/00→12/10						
1700 i 4x4	61	09/10→						
1900 Diesel	55	01/99→12/06						
1900 Diesel (21215)	48	01/93→08/99	→	03/93→		03.0137-0232.2	650232	Ø 250 x 51
LADA - NOVA (2105) 05/81→04/12								
 Radbremszylinder								
1200 Junior/L (VAZ, WAS2105) ↓	44	09/81→04/12	→	→ 12/96		24.3220-1103.3	020214	Ø 20,64 GG














	kw					! #		
LADA - NOVA (2105) 05/81→04/12								
 Radbremszylinder								
1300 Spezial/L (VAZ, WAS2105)	48	05/81→04/12	➔	→ 12/96			24.3220-1103.3 020214	Ø 20,64 GG
1500 S (WAS21093)	52	06/89→04/12						
1500 Special (VAZ2105, WAS21053)	55	03/85→04/12						
Zubehörsatz, Bremsbacken								
1200 Junior/L (VAZ, WAS2105)	44	09/81→04/12	➔	→ 12/96			03.0137-9117.2 669117	
1300 Spezial/L (VAZ, WAS2105)	48	05/81→04/12						
1500 S (WAS21093)	52	06/89→04/12						
1500 Special (VAZ2105, WAS21053)	55	03/85→04/12						
 Bremsbackensatz								
1200 Junior/L (VAZ, WAS2105)	44	09/81→04/12	➔	→ 12/96			03.0137-0232.2 650232	Ø 250 x 51
1300 Spezial/L (VAZ, WAS2105)	48	05/81→04/12						
1500 S (WAS21093)	52	06/89→04/12						
1500 Special (VAZ2105, WAS21053)	55	03/85→04/12						
 Seilzug, Feststellbremse								
1200 Junior/L (VAZ, WAS2105)	44	09/81→04/12	➔	⬇; → 12/96; Trommelbremse	1		24.3727-2402.2 582402	L= 2.503
1300 Spezial/L (VAZ, WAS2105)	48	05/81→04/12						
1500 S (WAS21093)	52	06/89→04/12						
1500 Special (VAZ2105, WAS21053)	55	03/85→04/12						
LADA - NOVA Kombi (2104) 09/84→04/12								
 Radbremszylinder								
1500	49	08/94→04/12	➔	→ 12/96			24.3220-1103.3 020214	Ø 20,64 GG
Zubehörsatz, Bremsbacken								
1500	49	08/94→04/12	➔	→ 12/96			03.0137-9117.2 669117	
 Bremsbackensatz								
1500	49	08/94→04/12	➔	→ 12/96			03.0137-0232.2 650232	Ø 250 x 51
 Seilzug, Feststellbremse								
1500	49	08/94→04/12	➔	⬇; → 12/96; Trommelbremse	1		24.3727-2402.2 582402	L= 2.503
LADA - PRIORA Kombi (2171) 05/09→								
 Radbremszylinder								
1.6	72	10/09→	➔				24.3220-1103.3 020214	Ø 20,64 GG
Zubehörsatz, Bremsbacken								
1.6	72	10/09→	➔	- ABS			03.0137-9118.2 669118	
 Bremstrommel								
1.6	72	10/09→	➔				24.0220-0020.1 480059	Ø 200,0 x 50 / 201,5
 Bremsbackensatz								
1.6	72	10/09→	➔	- ABS			03.0137-0231.2 650231	Ø 200 x 41
LADA - PRIORA Schrägheck (2172) 02/08→								
 Radbremszylinder								
1.6	72	12/08→	➔				24.3220-1103.3 020214	Ø 20,64 GG
1.6 LPG	71	12/08→						
Zubehörsatz, Bremsbacken								
1.6	72	12/08→	➔	- ABS			03.0137-9118.2 669118	
1.6 LPG	71	12/08→						
 Bremstrommel								
1.6	72	12/08→	➔				24.0220-0020.1 480059	Ø 200,0 x 50 / 201,5
1.6 LPG	71	12/08→						
↓								













	kw					! #		
LADA - PRIORA Schrägheck (2172) 02/08→								
 Bremsbackensatz								
1.6	72	12/08→	➔	- ABS		03.0137-0231.2	650231	Ø 200 x 41
1.6 LPG	71	12/08→						
LADA - PRIORA Stufenheck (2170_) 04/07→								
 Radbremszylinder								
1.6	72	04/07→	➔			24.3220-1103.3	020214	Ø 20,64 GG
1.6 LPG	71	03/09→						
Zubehörsatz, Bremsbacken								
1.6	72	04/07→	➔	- ABS		03.0137-9118.2	669118	
1.6 LPG	71	03/09→						
 Bremstrommel								
1.6	72	04/07→	➔			24.0220-0020.1	480059	Ø 200,0 x 50 / 201,5
1.6 LPG	71	03/09→						
 Bremsbackensatz								
1.6	72	04/07→	➔	- ABS		03.0137-0231.2	650231	Ø 200 x 41
1.6 LPG	71	03/09→						
LADA - SAMARA (2108, 2109, 2115, 2113, 2114) 01/86→12/13								
 Radbremszylinder								
1.5	56	04/96→12/13	➔	→ 12/99		24.3220-1103.3	020214	Ø 20,64 GG
1500	52	02/95→12/06						
1100	43	02/96→08/99	➔			24.3220-1103.3	020214	Ø 20,64 GG
1300	45	09/91→08/99						
1300	46	06/87→12/96						
1300	50	02/96→12/99						
1500	50	09/91→12/96						
1500	53	09/87→12/96						
Zubehörsatz, Bremsbacken								
1.5	56	04/96→12/13	➔	→ 12/99; - ABS		03.0137-9118.2	669118	
1500	52	02/95→12/06						
1100	43	02/96→08/99	➔	- ABS		03.0137-9118.2	669118	
1300	45	09/91→08/99						
1300	46	06/87→12/96						
1300	50	02/96→12/99						
1500	50	09/91→12/96						
1500	53	09/87→12/96						
 Bremstrommel								
1.5	56	04/96→12/13	➔	→ 12/99		24.0220-0020.1	480059	Ø 200,0 x 50 / 201,5
1500	52	02/95→12/06						
1100	43	02/96→08/99	➔			24.0220-0020.1	480059	Ø 200,0 x 50 / 201,5
1300	45	09/91→08/99						
1300	46	06/87→12/96						
1300	50	02/96→12/99						
1500	50	09/91→12/96						
1500	53	09/87→12/96						
 Bremsbackensatz								
1.5	56	04/96→12/13	➔	→ 12/99; - ABS		03.0137-0231.2	650231	Ø 200 x 41
1500	52	02/95→12/06						
1100	43	02/96→08/99	➔	- ABS		03.0137-0231.2	650231	Ø 200 x 41
1300	45	09/91→08/99						
1300	46	06/87→12/96						
1300	50	02/96→12/99						
1500	50	09/91→12/96						
1500	53	09/87→12/96						
 Seilzug, Feststellbremse								
1.5	56	04/96→12/13	➔	⬇; → 12/99; Trommelbremse	2	24.3727-2403.2	582403	L= 1.617
1500	52	02/95→12/06						
1100	43	02/96→08/99	➔	⬇; Trommelbremse	2	24.3727-2403.2	582403	L= 1.617
1300	45	09/91→08/99						
1300	46	06/87→12/96						
1300	50	02/96→12/99						
1500	50	09/91→12/96						
1500	53	09/87→12/96						
LADA - SAMARA FORMA Stufenheck (21099, 2115) 09/87→12/12								
 Radbremszylinder								
1100	39	07/91→08/99	➔	→ 12/95		24.3220-1103.3	020214	Ø 20,64 GG
1300	45	07/91→08/99						
↓								












	kW			 	! #		
LADA - SAMARA FORMA Stufenheck (21099, 2115) 09/87→12/12							
 Radbremszylinder							
1300 1300 1500 1500 1500	46 48 50 52 53	05/90→08/99 05/89→07/97 07/91→12/96 11/94→12/06 09/91→12/96	➔	→ 12/95		24.3220-1103.3 020214	Ø 20,64 GG
Zubehörsatz, Bremsbacken							
1100 1300 1300 1300 1500 1500 1500	39 45 46 48 50 52 53	07/91→08/99 07/91→08/99 05/90→08/99 05/89→07/97 07/91→12/96 11/94→12/06 09/91→12/96	➔	→ 12/95; - ABS		03.0137-9118.2 669118	
 Bremstrommel							
1100 1300 1300 1300 1500 1500 1500	39 45 46 48 50 52 53	07/91→08/99 07/91→08/99 05/90→08/99 05/89→07/97 07/91→12/96 11/94→12/06 09/91→12/96	➔	→ 12/95		24.0220-0020.1 480059	Ø 200,0 x 50 / 201,5
 Bremsbackensatz							
1100 1300 1300 1300 1500 1500 1500	39 45 46 48 50 52 53	07/91→08/99 07/91→08/99 05/90→08/99 05/89→07/97 07/91→12/96 11/94→12/06 09/91→12/96	➔	→ 12/95; - ABS		03.0137-0231.2 650231	Ø 200 x 41
 Seilzug, Feststellbremse							
1100 1300 1300 1300 1500 1500 1500	39 45 46 48 50 52 53	07/91→08/99 07/91→08/99 05/90→08/99 05/89→07/97 07/91→12/96 11/94→12/06 09/91→12/96	➔	⬇; → 12/95; Trommelbremse	2	24.3727-2403.2 582403	L= 1.617
LADA - TAIGA II (2123) 09/02→							
 Radbremszylinder							
1.7 1.7 1.7 LPG	59 61 57	09/02→ 08/04→ 09/02→	➔			24.3220-1103.3 020214	Ø 20,64 GG
Zubehörsatz, Bremsbacken							
1.7 1.7 1.7 LPG	59 61 57	09/02→ 08/04→ 09/02→	➔			03.0137-9117.2 669117	
 Bremstrommel							
1.7 1.7 1.7 LPG	59 61 57	09/02→ 08/04→ 09/02→	➔			24.0225-0004.1 480058	Ø 250,0 x 57,5 / 251,5
 Bremsbackensatz							
1.7 1.7 1.7 LPG	59 61 57	09/02→ 08/04→ 09/02→	➔			03.0137-0232.2 650232	Ø 250 x 51
LADA - TOSCANA (2107) 05/82→05/12							
 Radbremszylinder							
1300	48	12/85→05/12	➔	→ 12/96		24.3220-1103.3 020214	Ø 20,64 GG
Zubehörsatz, Bremsbacken							
1300	48	12/85→05/12	➔	→ 12/96		03.0137-9117.2 669117	
 Bremsbackensatz							
1300	48	12/85→05/12	➔	→ 12/96		03.0137-0232.2 650232	Ø 250 x 51
 Seilzug, Feststellbremse							
1300	48	12/85→05/12	➔	⬇; → 12/96; Trommelbremse	1	24.3727-2402.2 582402	L= 2.503












	kw			 	! #		
LANCIA - DEDRA (835_) 01/89→07/99							
 Radbremszylinder							
1.6 16V (835EI)	76	01/96→07/99	➔			24.3222-1701.3 020376	Ø 22,2 GG
1.6 LE Cat (835EB)	66	07/94→07/99	➔				
1.6 i.e. (835AN)	55	04/93→07/99	➔	→ 10/93; - ABS		24.3222-1701.3 020376	Ø 22,2 GG
			➔	11/93→		24.3222-1701.3 020376	Ø 22,2 GG
Zubehörsatz, Bremsbacken							
1.6 16V (835EI)	76	01/96→07/99	➔			03.0137-9088.2 669088	BDX
1.6 LE Cat (835EB)	66	07/94→07/99	➔				
1.6 i.e. (835AN)	55	04/93→07/99	➔	→ 10/93; - ABS		03.0137-9088.2 669088	BDX
			➔	11/93→		03.0137-9088.2 669088	BDX
 Bremstrommel							
1.6 16V (835EI)	76	01/96→07/99	➔			24.0218-0011.1 480006	Ø 180,0 x 40 / 181,4
1.6 LE Cat (835EB)	66	07/94→07/99	➔				
1.6 i.e. (835AN)	55	04/93→07/99	➔	→ 10/93; - ABS		24.0218-0011.1 480006	Ø 180,0 x 40 / 181,4
			➔	11/93→		24.0218-0011.1 480006	Ø 180,0 x 40 / 181,4
 Bremsbackensatz							
1.6 16V (835EI)	76	01/96→07/99	➔			03.0137-0207.2 650207	BDX Ø 180 x 32 + HEB
1.6 LE Cat (835EB)	66	07/94→07/99	➔			03.0420-4322.3 684322	BDX Ø 180 x 32 Ø 22,2 + RZ / + Zub Kit
1.6 i.e. (835AN)	55	04/93→07/99	➔	→ 10/93; - ABS		03.0137-0207.2 650207	BDX Ø 180 x 32 + HEB
			➔	11/93→		03.0420-4322.3 684322	BDX Ø 180 x 32 Ø 22,2 + RZ / + Zub Kit
 Seilzug, Feststellbremse							
1.6 16V (835EI) 1.6 LE Cat (835EB)	76 66	01/96→07/99 07/94→07/99	➔	<input type="checkbox"/> ; für Fahrzeuge mit Klimaanlage; Scheibenbremse		24.3727-0006.2 580006	L= 1.460
			➔	<input type="checkbox"/> ; für Fahrzeuge ohne Klimaanlage; Trommelbremse		24.3727-0510.2 580510	L= 1.375
			➔	<input type="checkbox"/> ; für Fahrzeuge ohne Klimaanlage; Trommelbremse		24.3727-0511.2 580511	L= 1.415
			➔	<input type="checkbox"/> ; für Fahrzeuge mit Klimaanlage; Scheibenbremse		24.3727-0521.2 580521	L= 1.517
1.6 i.e. (835AN)	55	04/93→07/99	➔	<input type="checkbox"/> ; 11/93→; für Fahrzeuge mit Klimaanlage; Scheibenbremse		24.3727-0006.2 580006	L= 1.460
			➔	<input type="checkbox"/> ; → 10/93; + ABS; Scheibenbremse		24.3727-0006.2 580006	L= 1.460
			➔	<input type="checkbox"/> ; 11/93→; für Fahrzeuge ohne Klimaanlage; Trommelbremse		24.3727-0510.2 580510	L= 1.375
			➔	<input type="checkbox"/> ; → 10/93; - ABS; Trommelbremse		24.3727-0510.2 580510	L= 1.375
			➔	<input type="checkbox"/> ; → 10/93; - ABS; Trommelbremse		24.3727-0511.2 580511	L= 1.415
			➔	<input type="checkbox"/> ; 11/93→; für Fahrzeuge ohne Klimaanlage; Trommelbremse		24.3727-0511.2 580511	L= 1.415
			➔	<input type="checkbox"/> ; → 10/93; + ABS; Scheibenbremse		24.3727-0521.2 580521	L= 1.517
1.8 16V LE (835FG) 1.8 i.e. (835FA) 2.0 16V (835ED)	83 74 102	03/96→07/99 07/94→07/99 07/94→07/99	➔	<input type="checkbox"/> ; Scheibenbremse		24.3727-0006.2 580006	L= 1.460
			➔	<input type="checkbox"/> ; Scheibenbremse		24.3727-0521.2 580521	L= 1.517
1.8 i.e. (835AT)	66	08/93→07/99	➔	<input type="checkbox"/> ; 11/93→; Scheibenbremse		24.3727-0006.2 580006	L= 1.460
			➔	<input type="checkbox"/> ; → 10/93; Scheibenbremse		24.3727-0006.2 580006	L= 1.460
			➔	<input type="checkbox"/> ; 11/93→; Scheibenbremse		24.3727-0521.2 580521	L= 1.517
			➔	<input type="checkbox"/> ; → 10/93; Scheibenbremse		24.3727-0521.2 580521	L= 1.517
1.8 i.e. (835BD, 835AD) 1.9 TDS (835EE, 835EF) 2.0 i.e. (835AL)	77 66 83	09/89→07/99 04/89→07/99 09/89→07/99	➔	<input type="checkbox"/> ; 01/90→ 10/93; Scheibenbremse		24.3727-0006.2 580006	L= 1.460
			➔	<input type="checkbox"/> ; 11/93→; Scheibenbremse		24.3727-0006.2 580006	L= 1.460
			➔	<input type="checkbox"/> ; 01/90→ 10/93; Scheibenbremse		24.3727-0521.2 580521	L= 1.517
			➔	<input type="checkbox"/> ; 11/93→; Scheibenbremse		24.3727-0521.2 580521	L= 1.517
2.0 i.e. Turbo (835AR)	119	04/91→07/99	➔	<input type="checkbox"/> ; 05/91→ 10/93; Scheibenbremse		24.3727-0006.2 580006	L= 1.460
↓							
















	kw					! #		
LANCIA - DEDRA (835_) 01/89→07/99								
 Seilzug, Feststellbremse								
2.0 i.e. Turbo (835AR)	119	04/91→07/99	➔	<input type="checkbox"/> ; 11/93→; Scheibenbremse		24.3727-0006.2	580006	L= 1.460
			➔	<input type="checkbox"/> ; 05/91→ 10/93; Scheibenbremse		24.3727-0521.2	580521	L= 1.517
			➔	<input type="checkbox"/> ; 11/93→; Scheibenbremse		24.3727-0521.2	580521	L= 1.517
LANCIA - DEDRA SW (835_) 07/94→07/99								
 Radbremszylinder								
1.6 (835EB)	66	10/94→07/99	➔			24.3222-1701.3	020376	Ø 22,2 GG
1.6 16V (835EI)	76	01/96→07/99						
Zubehörsatz, Bremsbacken								
1.6 (835EB)	66	10/94→07/99	➔			03.0137-9088.2	669088	BDX
1.6 16V (835EI)	76	01/96→07/99						
 Bremstrommel								
1.6 (835EB)	66	10/94→07/99	➔			24.0218-0011.1	480006	Ø 180,0 x 40 / 181,4
1.6 16V (835EI)	76	01/96→07/99						
 Bremsbackensatz								
1.6 (835EB)	66	10/94→07/99	➔			03.0137-0207.2	650207	BDX Ø 180 x 32 + HEB
1.6 16V (835EI)	76	01/96→07/99				03.0420-4322.3	684322	BDX Ø 180 x 32 Ø 22,2 + RZ / + Zub Kit
 Seilzug, Feststellbremse								
1.6 (835EB)	66	10/94→07/99	➔	<input type="checkbox"/> ; für Fahrzeuge mit Klimaanlage; Scheibenbremse		24.3727-0006.2	580006	L= 1.460
1.6 16V (835EI)	76	01/96→07/99	➔	<input type="checkbox"/> ; für Fahrzeuge ohne Klimaanlage; Trommelbremse		24.3727-0510.2	580510	L= 1.375
			➔	<input type="checkbox"/> ; für Fahrzeuge ohne Klimaanlage; Trommelbremse		24.3727-0511.2	580511	L= 1.415
			➔	<input type="checkbox"/> ; für Fahrzeuge mit Klimaanlage; Scheibenbremse		24.3727-0521.2	580521	L= 1.517
1.8 16V LE (835FG)	83	03/96→07/99	➔	<input type="checkbox"/> ; Scheibenbremse		24.3727-0006.2	580006	L= 1.460
1.8 i.e. (835FA)	74	07/94→07/99						
1.9 TDS (835EE, 835EF)	66	07/94→07/99	➔	<input type="checkbox"/> ; Scheibenbremse		24.3727-0521.2	580521	L= 1.517
2.0 16V (835ED)	102	07/94→07/99						
2.0 Integrale (835ED)	102	07/94→07/99						
LANCIA - DELTA II (836_) 06/93→09/99								
 Radbremszylinder								
1.4 i.e. (836AF, 836AH)	51	10/94→08/99	➔			24.3222-1701.3	020376	Ø 22,2 GG
1.6 i.e. (836AP)	66	03/96→08/99						
1.6 i.e. 16V (836AO)	76	01/96→08/99						
1.6 i.e. (836AD)	55	06/93→08/99	➔	11/93→		24.3222-1701.3	020376	Ø 22,2 GG
Zubehörsatz, Bremsbacken								
1.4 i.e. (836AF, 836AH)	51	10/94→08/99	➔			03.0137-9088.2	669088	BDX
1.6 i.e. (836AP)	66	03/96→08/99						
1.6 i.e. 16V (836AO)	76	01/96→08/99						
1.6 i.e. (836AD)	55	06/93→08/99	➔	11/93→		03.0137-9088.2	669088	BDX
 Bremstrommel								
1.4 i.e. (836AF, 836AH)	51	10/94→08/99	➔			24.0218-0011.1	480006	Ø 180,0 x 40 / 181,4
1.6 i.e. (836AP)	66	03/96→08/99						
1.6 i.e. 16V (836AO)	76	01/96→08/99						
1.6 i.e. (836AD)	55	06/93→08/99	➔	11/93→		24.0218-0011.1	480006	Ø 180,0 x 40 / 181,4
 Bremsbackensatz								
1.4 i.e. (836AF, 836AH)	51	10/94→08/99	➔			03.0137-0207.2	650207	BDX Ø 180 x 32 + HEB
1.6 i.e. (836AP)	66	03/96→08/99				03.0420-4322.3	684322	BDX Ø 180 x 32 Ø 22,2 + RZ / + Zub Kit
1.6 i.e. 16V (836AO)	76	01/96→08/99						
1.6 i.e. (836AD)	55	06/93→08/99	➔	11/93→		03.0137-0207.2	650207	BDX Ø 180 x 32 + HEB
						03.0420-4322.3	684322	BDX Ø 180 x 32 Ø 22,2 + RZ / + Zub Kit
 Seilzug, Feststellbremse								
1.4 i.e. (836AF, 836AH)	51	10/94→08/99	➔	<input type="checkbox"/> ; Trommelbremse		24.3727-0510.2	580510	L= 1.375
1.6 i.e. (836AP)	66	03/96→08/99	➔	<input type="checkbox"/> ; Trommelbremse		24.3727-0511.2	580511	L= 1.415
1.6 i.e. 16V (836AO)	76	01/96→08/99						
1.6 i.e. (836AD)	55	06/93→08/99	➔	<input type="checkbox"/> ; 11/93→; Trommelbremse		24.3727-0510.2	580510	L= 1.375
↓								
















	kw			 	! #		
LANCIA - DELTA II (836_) 06/93→09/99							
 Seilzug, Feststellbremse							
1.6 i.e. (836AD)	55	06/93→08/99	➡	<input type="checkbox"/> ; 11/93→; Trommelbremse		24.3727-0511.2 580511	L= 1.415
1.8 i.e. (836AE)	76	06/93→08/99	➡	<input type="checkbox"/> ; 11/93→; Scheibenbremse		24.3727-0006.2 580006	L= 1.460
2.0 16V (836AA, 836CA)	102	06/93→08/99	➡	<input type="checkbox"/> ; 11/93→; Scheibenbremse		24.3727-0521.2 580521	L= 1.517
2.0 16V Turbo (836AB)	137	06/93→08/99	➡				
1.8 i.e. (836AG, 836AL)	66	07/94→08/99	➡	<input type="checkbox"/> ; Scheibenbremse		24.3727-0006.2 580006	L= 1.460
1.8 i.e. 16V (836AQ)	83	03/96→08/99	➡	<input type="checkbox"/> ; Scheibenbremse		24.3727-0521.2 580521	L= 1.517
1.8 i.e. 16V GT (836AR)	96	03/96→08/99	➡				
1.9 TD (836AM, 836AN)	66	10/94→08/99	➡				
2.0 16V Turbo (836AS)	142	07/96→08/99	➡				
LANCIA - DELTA III (844_) 08/08→08/14							
 Seilzug, Feststellbremse							
1.4	88	09/08→08/14	➡	<input type="checkbox"/> ; Scheibenbremse		24.3727-3001.2 583001	L= 1.902
1.4	110	09/08→08/14	➡	<input type="checkbox"/> ; Scheibenbremse		24.3727-3002.2 583002	L= 1.760
1.4 16V	103	07/10→08/14	➡				
1.4 Bifuel	88	07/11→08/14	➡				
1.6 D Multijet	77	04/11→08/14	➡				
1.6 D Multijet	85	08/08→08/14	➡				
1.6 D Multijet	88	09/08→08/14	➡				
1.8	147	01/09→08/14	➡				
1.9 D Multijet	140	01/09→08/14	➡				
2.0 D Multijet	120	09/08→08/14	➡				
2.0 D Multijet	121	09/08→08/14	➡				
LANCIA - FLAVIA Cabriolet (JS_) 03/12→12/14							
 Bremsbackensatz, Feststellbremse							
2.4	125	03/12→12/14				03.0137-3023.2 653023	Ø 170 x 32 - HEB
Zubehörsatz, Feststellbremsbacken							
2.4	125	03/12→12/14				03.0137-9307.2 669307	
LANCIA - MUSA (350_) 10/04→09/12							
 Radbremszylinder							
1.3 D Multijet	51	10/04→09/12	➡	07/05→		24.3220-1728.3 020509	Ø 20,64 ALU
			➡	→ 06/05		24.3222-1724.3 020466	Ø 22,2 ALU
1.3 D Multijet	66	09/06→09/12	➡			24.3220-1728.3 020509	Ø 20,64 ALU
1.3 D Multijet	70	03/09→09/12	➡	08/09→		24.3220-1728.3 020509	Ø 20,64 ALU
1.4	70	10/04→09/12	➡	→ 06/05		24.3222-1724.3 020466	Ø 22,2 ALU
			➡	→ 06/05		24.3220-1107.3 020218	AP Ø 20,64 GG
1.9 D Multijet	74	10/04→09/12	➡	→ 06/05		24.3220-1728.3 020509	Ø 20,64 ALU
			➡	07/05→		24.3220-1728.3 020509	Ø 20,64 ALU
Zubehörsatz, Bremsbacken							
1.3 D Multijet	51	10/04→09/12	➡			03.0137-9309.2 669309	AP
			➡	→ 06/05		03.0137-9310.2 669310	AP
1.3 D Multijet	66	09/06→09/12	➡			03.0137-9309.2 669309	AP
1.9 D Multijet	74	10/04→09/12	➡			03.0137-9309.2 669309	AP
1.3 D Multijet	70	03/09→09/12	➡	08/09→		03.0137-9309.2 669309	AP
1.4	57	09/05→09/12	➡			03.0137-9310.2 669310	AP
			➡	10/07→09/12			
			➡	11/10→09/12			
1.4	70	10/04→09/12	➡	07/05→		03.0137-9310.2 669310	AP
			➡	→ 06/05		03.0137-9310.2 669310	AP
 Bremstrommel							
1.3 D Multijet	51	10/04→09/12	➡			24.0222-8018.1 480078	Ø 228,0 x 48 / 230
1.3 D Multijet	66	09/06→09/12	➡				
1.9 D Multijet	74	10/04→09/12	➡				
1.3 D Multijet	70	03/09→09/12	➡	08/09→		24.0222-8018.1 480078	Ø 228,0 x 48 / 230
1.4	57	09/05→09/12	➡			24.0220-3007.1 480064	Ø 203,0 x 48,5 / 204,7
			➡	10/07→09/12			
			➡	10/04→09/12			
			➡	11/10→09/12			
 Bremsbackensatz							
1.3 D Multijet	51	10/04→09/12	➡			03.0137-0457.2 650457	AP Ø 228 x 42 + HEB
			➡	→ 06/05		03.0137-0479.2 650479	AP Ø 203 x 38 + HEB
↓							


















	kW					! #		
LANCIA - MUSA (350_) 10/04→09/12								
 Bremsbackensatz								
1.3 D Multijet	51	10/04→09/12	➔	07/05→			03.0520-9120.3 699120	AP Ø 228 x 42 Ø 20,64 + RZ / + Zub TopKit
1.3 D Multijet	66	09/06→09/12	➔				03.0137-0457.2 650457 03.0520-9120.3 699120	AP Ø 228 x 42 + HEB AP Ø 228 x 42 Ø 20,64 + RZ / + Zub TopKit
1.3 D Multijet	70	03/09→09/12	➔	08/09→			03.0137-0457.2 650457 03.0520-9120.3 699120	AP Ø 228 x 42 + HEB AP Ø 228 x 42 Ø 20,64 + RZ / + Zub TopKit
1.4 1.4 1.4 LPG	57 66 57	09/05→09/12 10/07→09/12 11/10→09/12	➔				03.0137-0479.2 650479 03.0520-6922.3 696922	AP Ø 203 x 38 + HEB AP Ø 203 x 38 Ø 22,2 + RZ / + Zub TopKit
1.4	70	10/04→09/12	➔	07/05→			03.0137-0479.2 650479 03.0520-6922.3 696922	AP Ø 203 x 38 + HEB AP Ø 203 x 38 Ø 22,2 + RZ / + Zub TopKit
			➔	→ 06/05			03.0137-0479.2 650479	AP Ø 203 x 38 + HEB
1.9 D Multijet	74	10/04→09/12	➔				03.0137-0457.2 650457	AP Ø 228 x 42 + HEB
			➔	07/05→			03.0520-9120.3 699120	AP Ø 228 x 42 Ø 20,64 + RZ / + Zub TopKit
LANCIA - PHEDRA (179_) 09/02→11/10								
 Seilzug, Feststellbremse								
2.0 (179AXA11, 179AXA1A)	100	09/02→11/10	➔	☐; → 09/10; Scheibenbremse			24.3727-0847.2 580847	L= 1.068
2.0 JTD 2.0 JTD 2.0 JTD (179AXB1A) 2.2 D Multijet 2.2 JTD 2.2 JTD (179AXC1A) 3.0 V6 2.0 D Multijet	79 88 80 125 120 94 150 100	07/03→11/10 06/06→11/10 09/02→11/10 03/08→11/10 04/06→11/10 09/02→11/10 09/02→11/10 07/06→11/10	➔	☐; → 09/10; Scheibenbremse			24.3727-0848.2 580848	L= 2.360
			➔	☑; → 09/10; Scheibenbremse	2		24.3727-0569.2 580569	L= 1.255
LANCIA - THEMA (LX_) 09/11→10/14								
 Bremsbackensatz, Feststellbremse								
3.0 D 3.0 D 3.6 3.6 4WD	140 176 210 210	09/11→10/14 09/11→10/14 09/11→10/14 09/11→10/14					03.0137-4014.2 654014	Ø 183 x 31 + Zub
LANCIA - Y (840_) 11/95→09/03								
 Radbremszylinder								
1.1 (840AE)	40	11/95→09/03	➔	05/97→ 12/98			24.3220-1107.3 020218 24.3220-1108.3 020219	AP Ø 20,64 GG BDX Ø 20,64 GG
1.2 (840AA, 840AF1A) 1.2 16V (840AG1A)	44 59	03/96→09/03 10/00→09/03	➔	→ 07/03			24.3220-1107.3 020218 24.3220-1108.3 020219	AP Ø 20,64 GG BDX Ø 20,64 GG
1.2 16V (840AD)	63	04/97→09/03	➔	05/97→ 09/00			24.3220-1107.3 020218 24.3220-1108.3 020219	AP Ø 20,64 GG BDX Ø 20,64 GG
1.4 12V (840AB) 1.4 12V (840AC)	59 55	10/96→09/03 03/96→09/03	➔	→ 12/98			24.3220-1107.3 020218 24.3220-1108.3 020219	AP Ø 20,64 GG BDX Ø 20,64 GG
Zubehörsatz, Bremsbacken								
1.1 (840AE)	40	11/95→09/03	➔	05/97→ 12/98			03.0137-9088.2 669088 03.0137-9179.2 669179	BDX AP
1.2 (840AA, 840AF1A) 1.2 16V (840AG1A)	44 59	03/96→09/03 10/00→09/03	➔	→ 07/03			03.0137-9088.2 669088 03.0137-9179.2 669179	BDX AP
1.2 16V (840AD)	63	04/97→09/03	➔	05/97→ 09/00			03.0137-9088.2 669088 03.0137-9179.2 669179	BDX AP
1.4 12V (840AB) 1.4 12V (840AC)	59 55	10/96→09/03 03/96→09/03	➔	→ 12/98			03.0137-9088.2 669088 03.0137-9179.2 669179	BDX AP
 Bremstrommel								
1.1 (840AE)	40	11/95→09/03	➔	05/97→ 12/98			24.0218-0011.1 480006	Ø 180,0 x 40 / 181,4
1.2 (840AA, 840AF1A) 1.2 16V (840AG1A)	44 59	03/96→09/03 10/00→09/03	➔	→ 07/03			24.0218-0011.1 480006	Ø 180,0 x 40 / 181,4
1.2 16V (840AD)	63	04/97→09/03	➔	05/97→ 09/00			24.0218-0011.1 480006	Ø 180,0 x 40 / 181,4
1.4 12V (840AB) 1.4 12V (840AC)	59 55	10/96→09/03 03/96→09/03	➔	→ 12/98			24.0218-0011.1 480006	Ø 180,0 x 40 / 181,4















	kw			 	! #		
LANCIA - Y (840_) 11/95→09/03							
 Bremsbackensatz							
1.1 (840AE)	40	11/95→09/03	➔	05/97→ 12/98		03.0137-0207.2 650207 03.0137-0274.2 650274 03.0420-5220.3 685220 03.0520-5120.3 695120 03.0520-5220.3 695220	BDX Ø 180 x 32 + HEB AP Ø 180 x 32 + HEB AP Ø 180 x 32 Ø 20,64 + RZ / + Zub Kit BDX Ø 180 x 32 Ø 20,64 + RZ / + Zub TopKit AP Ø 180 x 32 Ø 20,64 + RZ / + Zub TopKit
1.2 (840AA, 840AF1A) 1.2 16V (840AG1A)	44 59	03/96→09/03 10/00→09/03	➔	→ 07/03		03.0137-0207.2 650207 03.0137-0274.2 650274 03.0420-5220.3 685220 03.0520-5120.3 695120 03.0520-5220.3 695220	BDX Ø 180 x 32 + HEB AP Ø 180 x 32 + HEB AP Ø 180 x 32 Ø 20,64 + RZ / + Zub Kit BDX Ø 180 x 32 Ø 20,64 + RZ / + Zub TopKit AP Ø 180 x 32 Ø 20,64 + RZ / + Zub TopKit
1.2 16V (840AD)	63	04/97→09/03	➔	05/97→ 09/00		03.0137-0207.2 650207 03.0137-0274.2 650274 03.0420-5220.3 685220 03.0520-5120.3 695120 03.0520-5220.3 695220	BDX Ø 180 x 32 + HEB AP Ø 180 x 32 + HEB AP Ø 180 x 32 Ø 20,64 + RZ / + Zub Kit BDX Ø 180 x 32 Ø 20,64 + RZ / + Zub TopKit AP Ø 180 x 32 Ø 20,64 + RZ / + Zub TopKit
1.4 12V (840AB) 1.4 12V (840AC)	59 55	10/96→09/03 03/96→09/03	➔	→ 12/98		03.0137-0207.2 650207 03.0137-0274.2 650274 03.0420-5220.3 685220 03.0520-5120.3 695120 03.0520-5220.3 695220	BDX Ø 180 x 32 + HEB AP Ø 180 x 32 + HEB AP Ø 180 x 32 Ø 20,64 + RZ / + Zub Kit BDX Ø 180 x 32 Ø 20,64 + RZ / + Zub TopKit AP Ø 180 x 32 Ø 20,64 + RZ / + Zub TopKit
 Seilzug, Feststellbremse							
1.1 (840AE)	40	11/95→09/03	➔	<input type="checkbox"/> ; 05/97→ 12/98	24.3727-0533.2 580533	L= 1.414	
			➔	<input type="checkbox"/> ; 05/97→ 12/98; Trommelbremse	24.3727-0534.2 580534	L= 1.392	
1.2 (840AA, 840AF1A) 1.2 16V (840AG1A)	44 59	03/96→09/03 10/00→09/03	➔	<input type="checkbox"/> ; → 07/03	24.3727-0533.2 580533	L= 1.414	
			➔	<input type="checkbox"/> ; → 07/03; Trommelbremse	24.3727-0534.2 580534	L= 1.392	
1.2 16V (840AD)	63	04/97→09/03	➔	<input type="checkbox"/> ; 05/97→ 09/00	24.3727-0533.2 580533	L= 1.414	
			➔	<input type="checkbox"/> ; 05/97→ 09/00; Trommelbremse	24.3727-0534.2 580534	L= 1.392	
1.4 12V (840AB) 1.4 12V (840AC)	59 55	10/96→09/03 03/96→09/03	➔	<input type="checkbox"/> ; → 12/98	24.3727-0533.2 580533	L= 1.414	
			➔	<input type="checkbox"/> ; → 12/98; Trommelbremse	24.3727-0534.2 580534	L= 1.392	
LANCIA - YPSILON (312_) 05/11→							
 Radbremszylinder							
0.9 CNG 0.9 TwinAir 0.9 TwinAir 1.2 1.2 Bi-fuel 1.3 D Multijet 1.2 Bi-fuel	63 59 63 51 49 70 51	05/11→ 12/13→ 05/11→ 05/11→ 05/11→ 05/11→ 05/11→	➔		24.3220-1728.3 020509	Ø 20,64 ALU	
			➔	04/15→	24.3220-1728.3 020509	Ø 20,64 ALU	
Zubehörsatz, Bremsbacken							
0.9 CNG 0.9 TwinAir 0.9 TwinAir 1.2 1.2 Bi-fuel 1.3 D Multijet 1.2 Bi-fuel	63 59 63 51 49 70 51	05/11→ 12/13→ 05/11→ 05/11→ 05/11→ 05/11→ 05/11→	➔		03.0137-9310.2 669310	AP	
			➔	04/15→	03.0137-9310.2 669310	AP	
 Bremsbackensatz							
0.9 CNG 0.9 TwinAir 0.9 TwinAir 1.2 1.2 Bi-fuel ↓	63 59 63 51 49	05/11→ 12/13→ 05/11→ 05/11→ 05/11→	➔		03.0137-0479.2 650479 03.0521-0620.3 690111	AP Ø 203 x 38 + HEB Ø 203 x 39 Ø 20,64 + RZ / + Zub TopKit	
















	kw				! #		
LANCIA - YPSILON (312_) 05/11→							
 Bremsbackensatz							
1.3 D Multijet	70	05/11→	➔			03.0137-0479.2 650479 03.0521-0620.3 690111	AP Ø 203 x 38 + HEB Ø 203 x 39 Ø 20,64 + RZ / + Zub TopKit
1.2 Bi-fuel	51	05/11→	➔	04/15→		03.0137-0479.2 650479 03.0521-0620.3 690111	AP Ø 203 x 38 + HEB Ø 203 x 39 Ø 20,64 + RZ / + Zub TopKit
LANCIA - YPSILON (843_) 10/03→12/11							
 Radbremsszylinder							
1.2 1.4 1.4 LPG	44 57 57	10/03→12/11 02/06→12/11 11/10→12/11	➔	→ 06/11		24.3219-1756.3 020511	BOS Ø 19,05 ALU
1.2 1.2 1.3 JTD 1.4 16V	51 59 51 70	08/10→12/11 10/03→12/11 10/03→12/11 10/03→12/11	➔	→ 06/11		24.3220-1727.3 020480	Ø 20,64 ALU
1.3 D Multijet 1.3 D Multijet	55 66	09/06→12/11 09/06→12/11	➔	10/06→ 06/11		24.3220-1727.3 020480	Ø 20,64 ALU
1.3 D Multijet	77	05/07→12/11	➔	07/07→ 06/11		24.3220-1727.3 020480	Ø 20,64 ALU
Zubehörsatz, Bremsbacken							
1.2 1.2 1.2 1.3 JTD 1.4 1.4 16V 1.4 LPG	44 51 59 51 57 70 57	10/03→12/11 08/10→12/11 10/03→12/11 10/03→12/11 02/06→12/11 10/03→12/11 11/10→12/11	➔	→ 06/11		03.0137-9274.2 669274	
1.3 D Multijet 1.3 D Multijet	55 66	09/06→12/11 09/06→12/11	➔	10/06→ 06/11		03.0137-9274.2 669274	
1.3 D Multijet	77	05/07→12/11	➔	07/07→ 06/11		03.0137-9274.2 669274	
 Bremstrommel							
1.2 1.2 1.2 1.3 JTD 1.4 1.4 16V 1.4 LPG	44 51 59 51 57 70 57	10/03→12/11 08/10→12/11 10/03→12/11 10/03→12/11 02/06→12/11 10/03→12/11 11/10→12/11	➔	→ 06/11		24.0220-3007.1 480064	Ø 203,0 x 48,5 / 204,7
1.3 D Multijet 1.3 D Multijet	55 66	09/06→12/11 09/06→12/11	➔	10/06→ 06/11		24.0220-3007.1 480064	Ø 203,0 x 48,5 / 204,7
1.3 D Multijet	77	05/07→12/11	➔	07/07→ 06/11		24.0220-3007.1 480064	Ø 203,0 x 48,5 / 204,7
 Bremsbackensatz							
1.2 1.4 1.4 LPG	44 57 57	10/03→12/11 02/06→12/11 11/10→12/11	➔	→ 06/11		03.0137-0439.2 650439 03.0520-7019.3 697019	Ø 203 x 39 + HEB Ø 203 x 39 Ø 19,05 + RZ / + Zub TopKit
1.2 1.2 1.3 JTD 1.4 16V	51 59 51 70	08/10→12/11 10/03→12/11 10/03→12/11 10/03→12/11	➔	→ 06/11		03.0137-0439.2 650439 03.0520-9320.3 699320	Ø 203 x 39 + HEB Ø 203 x 39 Ø 20,64 + RZ / + Zub TopKit
1.3 D Multijet 1.3 D Multijet	55 66	09/06→12/11 09/06→12/11	➔	10/06→ 06/11		03.0137-0439.2 650439 03.0520-9320.3 699320	Ø 203 x 39 + HEB Ø 203 x 39 Ø 20,64 + RZ / + Zub TopKit
1.3 D Multijet	77	05/07→12/11	➔	07/07→ 06/11		03.0137-0439.2 650439 03.0520-9320.3 699320	Ø 203 x 39 + HEB Ø 203 x 39 Ø 20,64 + RZ / + Zub TopKit
 Seilzug, Feststellbremse							
1.2 1.2 1.2 1.3 JTD 1.4 1.4 16V 1.4 LPG	44 51 59 51 57 70 57	10/03→12/11 08/10→12/11 10/03→12/11 10/03→12/11 02/06→12/11 10/03→12/11 11/10→12/11	➔	⬇; → 06/11; Trommelbremse	2	24.3727-3000.2 583000	L= 1.430
1.3 D Multijet 1.3 D Multijet	55 66	09/06→12/11 09/06→12/11	➔	⬇; 10/06→ 06/11; Trommelbremse	2	24.3727-3000.2 583000	L= 1.430
1.3 D Multijet	77	05/07→12/11	➔	⬇; 07/07→ 06/11; Trommelbremse	2	24.3727-3000.2 583000	L= 1.430
















	kw					! #		
LANCIA - ZETA (22_) 05/95→10/03								
 Radbremszylinder								
2.0 16V (220AL5)	97	05/98→07/00	➔	- ABS			24.3219-1704.3 020374	Ø 19,05 GG
2.0 16V (220AQ5, 220AQ4)	100	07/00→09/02						
2.0 JTD	80	09/99→09/02						
2.0 JTD 16V (220AN5)	80	09/99→09/02						
Zubehörsatz, Bremsbacken								
2.0 16V (220AL5)	97	05/98→07/00		- ABS			03.0137-9208.2 669208	
2.0 16V (220AQ5, 220AQ4)	100	07/00→09/02						
2.0 JTD	80	09/99→09/02						
2.0 JTD 16V (220AN5)	80	09/99→09/02						
 Bremstrommel								
2.0 16V (220AL5)	97	05/98→07/00	➔	- ABS			24.0225-5003.1 480066	Ø 255,0 x 67 / 256
2.0 16V (220AQ5, 220AQ4)	100	07/00→09/02						
2.0 JTD	80	09/99→09/02						
2.0 JTD 16V (220AN5)	80	09/99→09/02						
 Bremsbackensatz								
2.0 16V (220AL5)	97	05/98→07/00	➔	- ABS			03.0137-0314.2 650314	Ø 255 x 61
2.0 16V (220AQ5, 220AQ4)	100	07/00→09/02					03.0520-2619.3 692619	BDX Ø 255 x 61 Ø 19,05 + RZ / + Zub TopKit
2.0 JTD	80	09/99→09/02						
2.0 JTD 16V (220AN5)	80	09/99→09/02						
 Bremsbackensatz, Feststellbremse								
2.0 16V (220AL5)	97	05/98→07/00					03.0137-4018.2 654018	Ø 180 x 30 + Zub
2.0 16V (220AQ5, 220AQ4)	100	07/00→09/02						
2.0 JTD	80	09/99→09/02						
2.0 JTD 16V (220AN5)	80	09/99→09/02						
2.0 Turbo (220AD5, 220CD5)	108	05/95→09/02						
2.1 TD (220AJ5)	80	05/96→09/99		06/96→			03.0137-4018.2 654018	Ø 180 x 30 + Zub
Zubehörsatz, Feststellbremsbacken								
2.0 16V (220AL5)	97	05/98→07/00					03.0137-9249.2 669249	
2.0 16V (220AQ5, 220AQ4)	100	07/00→09/02					03.0137-9700.2 669700	
2.0 JTD	80	09/99→09/02						
2.0 JTD 16V (220AN5)	80	09/99→09/02						
2.0 Turbo (220AD5, 220CD5)	108	05/95→09/02						
2.1 TD (220AJ5)	80	05/96→09/99		06/96→			03.0137-9249.2 669249	
							03.0137-9700.2 669700	
 Seilzug, Feststellbremse								
2.0 16V (220AL5)	97	05/98→07/00	←	☑; Scheiben/Trommel	1	24.3727-0336.2 580336	L= 500	
2.0 16V (220AQ5, 220AQ4)	100	07/00→09/02	➔	☐; Scheiben/Trommel		24.3727-0529.2 580529	L= 2.205	
2.0 JTD	80	09/99→09/02	➔	☐; Scheiben/Trommel		24.3727-0530.2 580530	L= 1.255	
2.0 JTD 16V (220AN5)	80	09/99→09/02						
2.0 Turbo (220AD5, 220CD5)	108	05/95→09/02						
2.1 TD (220AJ5)	80	05/96→09/99	←	☑; 06/96→; Scheiben/Trommel	1	24.3727-0336.2 580336	L= 500	
			➔	☐; 06/96→; Scheiben/Trommel		24.3727-0529.2 580529	L= 2.205	
			➔	☐; 06/96→; Scheiben/Trommel		24.3727-0530.2 580530	L= 1.255	
LAND ROVER - DEFENDER Cabrio (L316) 08/90→02/16								
 Bremsbackensatz, Feststellbremse								
2.2 Td4 4x4 (L317)	90	08/11→02/16					03.0137-3044.2 653044	Ø 254 x 70 - HEB
2.4 Td4 4x4 (L317)	90	05/07→02/16						
LAND ROVER - DEFENDER Pick-up (L316) 10/95→05/16								
 Bremsbackensatz, Feststellbremse								
2.2 Td4 4x4 (L317)	90	08/11→02/16					03.0137-3044.2 653044	Ø 254 x 70 - HEB
2.4 Td4 4x4 (L317)	90	05/07→02/16						
LAND ROVER - DEFENDER Pritsche/Fahrgestell (L316) 09/90→02/16								
 Bremsbackensatz, Feststellbremse								
2.2 Td4 4x4 (L317)	90	08/11→02/16					03.0137-3044.2 653044	Ø 254 x 70 - HEB















	kW					! #		
LAND ROVER - DEFENDER Station Wagon (L316) 05/90→02/16								
 Bremsbackensatz, Feststellbremse								
2.2 Td4 4x4 (L317)	90	08/11→02/16					03.0137-3044.2 653044	Ø 254 x 70 - HEB
2.2 Td4 4x4 (L317)	110	02/15→02/16						
2.4 Td4 4x4 (L316)	90	10/06→02/16						
LAND ROVER - DISCOVERY I (LJ) 06/89→12/98								
 Bremsbackensatz, Feststellbremse								
2.0 16 V 4x4	99	06/89→10/98		01/94→			03.0137-3044.2 653044	Ø 254 x 70 - HEB
				09/93→			03.0137-3044.2 653044	Ø 254 x 70 - HEB
2.5 D 4x4	90	06/93→10/98		07/94→			03.0137-3044.2 653044	Ø 254 x 70 - HEB
2.5 TDI 4x4	83	10/89→10/98					03.0137-3044.2 653044	Ø 254 x 70 - HEB
4.0 4x4	134	09/93→10/98		07/94→			03.0137-3044.2 653044	Ø 254 x 70 - HEB
							03.0137-3044.2 653044	Ø 254 x 70 - HEB
LAND ROVER - DISCOVERY II (L318) 10/98→08/04								
 Bremsbackensatz, Feststellbremse								
2.5 Td5 4x4	102	11/98→06/04		01/99→			03.0137-3044.2 653044	Ø 254 x 70 - HEB
4.0 V8 4x4	136	11/98→06/04					03.0137-3044.2 653044	Ø 254 x 70 - HEB
LAND ROVER - DISCOVERY III (L319) 07/04→09/09								
 Bremsbackensatz, Feststellbremse								
2.7 TD 4x4	140	07/04→09/09	➡	→ 08/09			03.0137-3040.2 653040	Ø 210 x 30 + HEB
4.0 V6 4x4	160	10/04→09/09						
4.4 4x4	220	07/04→09/09						
LAND ROVER - DISCOVERY IV (L319) 09/09→								
 Bremsbackensatz, Feststellbremse								
2.7 TD 4x4	140	09/09→					03.0137-3040.2 653040	Ø 210 x 30 + HEB
3.0 4x4	250	08/13→						
3.0 SDV6 4x4	188	11/09→						
3.0 TD 4x4	155	05/10→						
3.0 TD 4x4	180	09/09→						
3.0 TD 4x4	183	07/12→						
5.0 V8 4x4	276	09/09→						
LAND ROVER - FREELANDER (L314) 02/98→10/06								
 Radbremszylinder								
1.8 16V 4x4	86	04/98→10/06	➡	1A000001→			24.3219-1746.3 020497	Ø 19,05 ALU
2.0 Td4 4x4	82	11/00→10/06						
2.5 V6 4x4	130	11/00→10/06	➡	→ YA999999			24.3220-1112.3 020223	Ø 20,64 GG
1.8 i 16V 4x4	88	02/98→11/00	➡				24.3220-1112.3 020223	Ø 20,64 GG
2.0 DI 4x4	72	02/98→11/00						
2.0 Td4 4x4	80	03/01→10/06	➡	1A000001→			24.3219-1746.3 020497	Ø 19,05 ALU
			➡	11/01→; → YA999999			24.3220-1112.3 020223	Ø 20,64 GG
Zubehörsatz, Bremsbacken								
1.8 16V 4x4	86	04/98→10/06	➡	→ YA999999			03.0137-9282.2 669282	
2.0 Td4 4x4	82	11/00→10/06						
2.5 V6 4x4	130	11/00→10/06	➡	1A000001→			03.0137-9282.2 669282	
1.8 i 16V 4x4	88	02/98→11/00	➡				03.0137-9282.2 669282	
2.0 DI 4x4	72	02/98→11/00						
2.0 Td4 4x4	80	03/01→10/06	➡	1A000001→			03.0137-9282.2 669282	
			➡	11/01→; → YA999999			03.0137-9282.2 669282	
 Bremstrommel								
1.8 16V 4x4	86	04/98→10/06	➡	→ YA999999			24.0225-4017.1 480182	Ø 254,0 x 47 / 255,5
2.0 Td4 4x4	82	11/00→10/06						
2.5 V6 4x4	130	11/00→10/06	➡	1A000001→			24.0225-4020.1 480310	Ø 254,0 x 57,3 / 255,5
1.8 i 16V 4x4	88	02/98→11/00	➡				24.0225-4017.1 480182	Ø 254,0 x 47 / 255,5
2.0 DI 4x4	72	02/98→11/00						
2.0 Td4 4x4	80	03/01→10/06	➡	11/01→; → YA999999			24.0225-4017.1 480182	Ø 254,0 x 47 / 255,5
			➡	1A000001→			24.0225-4020.1 480310	Ø 254,0 x 57,3 / 255,5
 Bremsbackensatz								
1.8 16V 4x4	86	04/98→10/06	➡	→ YA999999			03.0137-0440.2 650440	Ø 254 x 39 + HEB
2.0 Td4 4x4	82	11/00→10/06						
2.5 V6 4x4	130	11/00→10/06	➡	1A000001→			03.0137-0480.2 650480	Ø 254 x 45 + HEB
1.8 i 16V 4x4	88	02/98→11/00	➡				03.0137-0440.2 650440	Ø 254 x 39 + HEB
2.0 DI 4x4	72	02/98→11/00						
↓								








	kw					! #		
LAND ROVER - FREELANDER (L314) 02/98→10/06								
 Bremsbackensatz								
2.0 Td4 4x4	80	03/01→10/06	➔	11/01→; → YA999999		03.0137-0440.2	650440	Ø 254 x 39 + HEB
			➔	1A000001→		03.0137-0480.2	650480	Ø 254 x 45 + HEB
 Seilzug, Feststellbremse								
1.8 16V 4x4	86	04/98→10/06	➔	<input type="checkbox"/> ; → YA999999; Trommelbremse		24.3727-3300.2	583300	L= 1.568
2.0 Td4 4x4	82	11/00→10/06	➔	<input type="checkbox"/> ; → YA999999; Trommelbremse		24.3727-3301.2	583301	L= 1.568
2.5 V6 4x4	130	11/00→10/06	➔	<input type="checkbox"/> ; → YA999999; Trommelbremse		24.3727-3301.2	583301	L= 1.568
1.8 i 16V 4x4	88	02/98→11/00	➔	<input type="checkbox"/> ; Trommelbremse		24.3727-3300.2	583300	L= 1.568
2.0 DI 4x4	72	02/98→11/00	➔	<input type="checkbox"/> ; Trommelbremse		24.3727-3301.2	583301	L= 1.568
2.0 Td4 4x4	80	03/01→10/06	➔	<input type="checkbox"/> ; 11/01→; → YA999999; Trommelbremse		24.3727-3300.2	583300	L= 1.568
			➔	<input type="checkbox"/> ; 11/01→; → YA999999; Trommelbremse		24.3727-3301.2	583301	L= 1.568
LAND ROVER - FREELANDER 2 (L359) 10/06→12/15								
 Bremsbackensatz, Feststellbremse								
2.0 Si4 4x4	177	10/11→10/14				03.0137-3017.2	653017	Ø 185 x 30 - HEB
2.2 eD4	110	08/10→10/14						
2.2 SD4 4x4	140	08/10→10/14						
2.2 TD4 4x4	110	10/06→10/14						
2.2 TD4 4x4	112	01/07→10/14						
2.2 TD4 4x4	118	10/06→10/14						
3.2 4x4	171	10/06→10/14						
 Seilzug, Feststellbremse								
2.0 Si4 4x4	177	10/11→10/14	➔	<input type="checkbox"/> ; → 9H123593; Scheibenbremse		24.3727-3302.2	583302	L= 1.573
			➔	<input type="checkbox"/> ; → 9H123593; Scheibenbremse		24.3727-3303.2	583303	L= 1.578
2.2 eD4	110	08/10→10/14	➔	<input type="checkbox"/> ; Scheibenbremse		24.3727-3302.2	583302	L= 1.573
2.2 SD4 4x4	140	08/10→10/14	➔	<input type="checkbox"/> ; Scheibenbremse		24.3727-3303.2	583303	L= 1.578
2.2 TD4 4x4	110	10/06→10/14	➔	<input type="checkbox"/> ; Scheibenbremse		24.3727-3303.2	583303	L= 1.578
2.2 TD4 4x4	112	01/07→10/14						
2.2 TD4 4x4	118	10/06→10/14						
3.2 4x4	171	10/06→10/14						
LAND ROVER - FREELANDER Soft Top (L314) 02/98→10/06								
 Radbremszylinder								
1.8 i 16V 4x4	88	02/98→10/06	➔	→ 11/00		24.3220-1112.3	020223	Ø 20,64 GG
2.0 DI 4x4	72	02/98→10/06						
Zubehörsatz, Bremsbacken								
1.8 i 16V 4x4	88	02/98→10/06	➔	→ 11/00		03.0137-9282.2	669282	
2.0 DI 4x4	72	02/98→10/06						
 Bremstrommel								
1.8 i 16V 4x4	88	02/98→10/06	➔	→ 11/00		24.0225-4017.1	480182	Ø 254,0 x 47 / 255,5
2.0 DI 4x4	72	02/98→10/06						
 Bremsbackensatz								
1.8 i 16V 4x4	88	02/98→10/06	➔	→ 11/00		03.0137-0440.2	650440	Ø 254 x 39 + HEB
2.0 DI 4x4	72	02/98→10/06						
 Seilzug, Feststellbremse								
1.8 i 16V 4x4	88	02/98→10/06	➔	<input type="checkbox"/> ; → 11/00; Trommelbremse		24.3727-3300.2	583300	L= 1.568
2.0 DI 4x4	72	02/98→10/06	➔	<input type="checkbox"/> ; → 11/00; Trommelbremse		24.3727-3301.2	583301	L= 1.568
LAND ROVER - RANGE ROVER II (P38A) 07/94→03/02								
 Bremsbackensatz, Feststellbremse								
2.5 D 4x4	100	07/94→03/02				03.0137-3044.2	653044	Ø 254 x 70 - HEB
3.9 4x4	140	07/94→03/02						
4.6 4x4	160	06/98→03/02						
4.6 4x4	165	07/94→03/02						
4.0 4x4	136	01/95→03/02		06/98→		03.0137-3044.2	653044	Ø 254 x 70 - HEB
LAND ROVER - RANGE ROVER III (L322) 03/02→12/12								
 Bremsbackensatz, Feststellbremse								
3.0 D 4x4	130	03/02→08/12	➔			03.0137-0451.2	650451	Ø 210 x 30
3.6 D 4x4	200	04/06→08/12						
4.2 4x4	291	05/05→08/12						
4.4 4x4	210	03/02→08/05						
4.4 4x4	225	05/05→08/12						
















	kw			 	! #		
LAND ROVER - RANGE ROVER III (L322) 03/02→12/12							
 Bremsbackensatz, Feststellbremse							
4.4 D 4x4 5.0 4x4 5.0 4x4	230 276 375	07/10→08/12 09/09→08/12 09/09→08/12	➔			03.0137-0451.2 650451	Ø 210 x 30
Zubehörsatz, Feststellbremsbacken							
3.0 D 4x4 3.6 D 4x4 4.2 4x4 4.4 4x4 4.4 4x4 4.4 D 4x4 5.0 4x4 5.0 4x4	130 200 291 210 225 230 276 375	03/02→08/12 04/06→08/12 05/05→08/12 03/02→08/05 05/05→08/12 07/10→08/12 09/09→08/12 09/09→08/12	➔			03.0137-9288.2 669288	
LAND ROVER - RANGE ROVER SPORT (L320) 02/05→03/13							
 Bremsbackensatz, Feststellbremse							
2.7 D 4x4 4.2 4x4 4.4 4x4	140 287 220	02/05→03/13 02/05→03/13 02/05→03/13		→ 10/09		03.0137-3040.2 653040	Ø 210 x 30 + HEB
3.0 D 4x4 3.0 D 4x4 3.0 D 4x4 3.0 D 4x4 3.6 D 4x4 5.0 4x4	155 180 183 188 200 276	05/10→03/13 09/09→03/13 08/12→03/13 06/11→03/13 04/06→03/13 07/09→03/13				03.0137-3040.2 653040	Ø 210 x 30 + HEB
5.0 4x4 5.0 4x4	372 375	04/09→03/13 09/09→03/13	➔			03.0137-3040.2 653040	Ø 210 x 30 + HEB
LAND ROVER - RANGE ROVER SPORT (L494) 04/13→							
 Bremsbackensatz, Feststellbremse							
3.0 SDV6 4x4 3.0 SDV6 4x4 3.0 TDV6 4x4 3.0 TDV6 4x4 5.0 SCV8 4x4	183 215 155 190 375	04/13→ 04/13→ 04/13→ 04/13→ 04/13→		→ 06/13		03.0137-3040.2 653040	Ø 210 x 30 + HEB
LEXUS - GS (_S16_) 08/97→12/04							
 Bremsbackensatz, Feststellbremse							
300 (JZS160_) 300 (JZS160_) 400 (UZS160_) 430 (UZS161_)	161 163 216 208	10/00→12/04 08/97→10/00 12/97→11/00 11/00→12/04	➔			03.0137-0400.2 650400	Ø 190 x 45
Zubehörsatz, Feststellbremsbacken							
300 (JZS160_) 300 (JZS160_) 400 (UZS160_) 430 (UZS161_)	161 163 216 208	10/00→12/04 08/97→10/00 12/97→11/00 11/00→12/04	➔			03.0137-9272.2 669272	
LEXUS - GS (JZS147_) 01/93→08/97							
 Bremsbackensatz, Feststellbremse							
300 (JZS147_)	156	01/93→08/97	➔	03/93→		03.0137-0400.2 650400	Ø 190 x 45
Zubehörsatz, Feststellbremsbacken							
300 (JZS147_)	156	01/93→08/97		03/93→		03.0137-9272.2 669272	
LEXUS - IS I (_E1_) 04/99→07/05							
 Bremsbackensatz, Feststellbremse							
200 (GXE10) 300 (JCE10)	114 157	04/99→07/05 09/01→07/05	➔			03.0137-0400.2 650400	Ø 190 x 45
Zubehörsatz, Feststellbremsbacken							
200 (GXE10) 300 (JCE10)	114 157	04/99→07/05 09/01→07/05	➔			03.0137-9272.2 669272	
LEXUS - IS SportCross (_E1_) 10/01→10/05							
 Bremsbackensatz, Feststellbremse							
200 (GXE10_) 300 (JCE10_)	114 157	10/02→10/05 10/01→10/05	➔	→ 09/05		03.0137-0400.2 650400	Ø 190 x 45
Zubehörsatz, Feststellbremsbacken							
200 (GXE10_) 300 (JCE10_)	114 157	10/02→10/05 10/01→10/05	➔	→ 09/05		03.0137-9272.2 669272	















	kw			 	! #		
LEXUS - LS (_F2_) 10/94→12/00							
 Bremsbackensatz, Feststellbremse							
400 (UCF20_)	194	12/94→08/97				03.0137-0400.2 650400	Ø 190 x 45
400 (UCF20_)	203	09/98→10/00		→ 07/00		03.0137-0400.2 650400	Ø 190 x 45
400 (UCF20_)	209	09/97→10/00		→ 09/98		03.0137-0400.2 650400	Ø 190 x 45
LEXUS - LX (UZJ100) 09/97→03/08							
 Bremsbackensatz, Feststellbremse							
470 (UZJ100)	173	05/98→03/08	➡			03.0137-3008.2 653008	Ø 230 x 45 - HEB
LEXUS - RX (MCU15) 01/98→05/03							
 Bremsbackensatz, Feststellbremse							
300 AWD (MCU15)	148	10/00→05/03				03.0137-0402.2 650402	Ø 170 x 40
LEXUS - SC Cabriolet (UZZ40_) 01/01→07/10							
 Bremsbackensatz, Feststellbremse							
430 (UZZ40_)	210	05/01→07/10	➡			03.0137-0400.2 650400	Ø 190 x 45
MAYBACH - 57 (240_) 09/02→12/12							
Zubehörsatz, Feststellbremsbacken							
5.5 (240.078)	405	09/02→12/12				03.0137-9703.2 669703	
6.0	471	06/09→12/12				03.0137-9704.2 669704	
6.0 (240.079)	463	01/11→12/12					
S 6.0 (240.079, 240.077)	450	09/05→12/12					
MAZDA - 2 (DE_, DH_3) 07/07→06/15							
 Radbremszylinder							
1.3	55	10/07→06/15	➡			24.3219-1752.3 020505	Ø 19,05 GG
1.3	63	10/07→06/15					
1.3 BiFuel	55	05/11→11/14					
1.3 BiFuel	62	05/11→11/14					
1.3 MZR	62	01/10→06/15					
1.4 MZR-CD	50	01/08→06/15					
1.5	76	10/07→06/15					
1.5 MZR	75	06/11→06/15					
1.6 MZ-CD	70	06/11→06/15					
1.6 MZ-CD	66	10/08→06/15	➡	→ 12/14		24.3219-1752.3 020505	Ø 19,05 GG
 Bremsbackensatz							
1.3	55	10/07→06/15	➡			03.0137-0501.2 650501	TRW Ø 200 x 32 + HEB
1.3	63	10/07→06/15				03.0520-7819.3 697819	BOS Ø 220 x 35 Ø 19,05 + RZ / + Zub TopKit
1.3 MZR	62	01/10→06/15					
1.4 MZR-CD	50	01/08→06/15					
1.5	76	10/07→06/15					
1.5 MZR	75	06/11→06/15					
1.6 MZ-CD	66	10/08→06/15					
1.6 MZ-CD	70	06/11→06/15					
1.3 BiFuel	55	05/11→11/14	➡			03.0137-0501.2 650501	TRW Ø 200 x 32 + HEB
1.3 BiFuel	62	05/11→11/14					
 Seilzug, Feststellbremse							
1.3	55	10/07→06/15	←	⬆; Trommelbremse		24.3727-1826.2 581826	L= 408
1.3	63	10/07→06/15					
1.3 MZR	62	01/10→06/15	➡	⬇; Trommelbremse	2	24.3727-1829.2 581829	L= 1.328 L2= 1.360
1.4 MZR-CD	50	01/08→06/15					
1.5	76	10/07→06/15					
1.5 MZR	75	06/11→06/15					
1.6 MZ-CD	70	06/11→06/15					
1.3 BiFuel	55	05/11→11/14	←	⬆; für Linkslenker; Trommelbremse		24.3727-1826.2 581826	L= 408
1.3 BiFuel	62	05/11→11/14	➡	⬇; für Linkslenker; Trommelbremse	2	24.3727-1829.2 581829	L= 1.328 L2= 1.360
1.6 MZ-CD	66	10/08→06/15	←	⬆; → 12/14; Trommelbremse		24.3727-1826.2 581826	L= 408
			➡	⬇; → 12/14; Trommelbremse	2	24.3727-1829.2 581829	L= 1.328 L2= 1.360
MAZDA - 2 (DL, DJ) 08/14→							
 Radbremszylinder							
1.5	55	08/14→	➡	für Linkslenker		24.3219-1752.3 020505	Ø 19,05 GG
1.5	66	08/14→					
1.5	85	08/14→					
1.5 D	77	08/14→02/18	➡			24.3219-1752.3 020505	Ø 19,05 GG
↓							
















	kw			 	! #		
MAZDA - 2 (DL, DJ) 08/14→							
 Bremsbackensatz							
1.5	55	08/14→	➔			03.0137-0501.2 650501	TRW Ø 200 x 32 + HEB
1.5	66	08/14→	➔	11/14→			BOS Ø 220 x 35 Ø 19,05 + RZ / + Zub TopKit
1.5	85	08/14→					
1.5 D	77	08/14→02/18					
MAZDA - 2 (DY) 02/03→06/07							
 Radbremsszylinder							
1.25	55	04/03→06/07	➔	⬇		24.3219-1735.3 020464	Ø 19,05 ALU
1.4	59	04/03→06/07					
1.4 CD	50	04/03→06/07					
1.6	74	04/03→06/07					
Zubehörsatz, Bremsbacken							
1.25	55	04/03→06/07	➔			03.0137-9259.2 669259	
1.4	59	04/03→06/07					
1.4 CD	50	04/03→06/07					
1.6	74	04/03→06/07					
 Bremsbackensatz							
1.25	55	04/03→06/07	➔			03.0137-0394.2 650394	Ø 203 x 38 + HEB
1.4	59	04/03→06/07				03.0520-6319.3 696319	AP Ø 203 x 38 Ø 19,05 + RZ / + Zub TopKit
1.4 CD	50	04/03→06/07					
1.6	74	04/03→06/07					
 Seilzug, Feststellbremse							
1.25	55	04/03→06/07	←	⬆; Trommelbremse		24.3727-0658.2 580658	L= 306
1.4	59	04/03→06/07					
1.4 CD	50	04/03→06/07	➔	⬇; Trommelbremse	1	24.3727-0653.2 580653	L= 1.305 L2= 1.445
1.6	74	04/03→06/07	➔	⬇; Trommelbremse	2	24.3727-0663.2 580663	L= 175
MAZDA - 3 (BK) 10/03→12/09							
 Seilzug, Feststellbremse							
1.4	62	10/03→06/09	←	⬆; → 03/06; Scheibenbremse		24.3727-1813.2 581813	L= 345
			➔	⬇; → 03/06; Scheibenbremse		24.3727-1814.2 581814	L= 1.875
			➔	⬇; → 03/06; Scheibenbremse		24.3727-1815.2 581815	L= 1.831
1.6	77	10/03→06/09	←	⬆; → 05/09; Scheibenbremse		24.3727-1813.2 581813	L= 345
1.6 DI Turbo	80	06/04→06/09					
1.6 MZ-CD	66	06/06→12/09	➔	⬇; → 05/09; Scheibenbremse		24.3727-1814.2 581814	L= 1.875
2.0	110	10/03→12/09	➔	⬇; → 05/09; Scheibenbremse		24.3727-1815.2 581815	L= 1.831
2.0 MZR-CD	105	12/06→06/09					
2.3 MPS Turbo	191	12/06→06/09					
MAZDA - 3 (BL) 12/08→09/14							
 Seilzug, Feststellbremse							
1.6 MZR	77	12/08→09/14	➔	⬇; 06/09→ 11/13; Scheibenbremse	2	24.3727-1825.2 581825	L= 1.840 L2= 1.910
2.0 MZR	110	01/09→09/14					
1.6 MZR CD	80	12/08→05/13	➔	⬇; 06/09→; Scheibenbremse	2	24.3727-1825.2 581825	L= 1.840 L2= 1.910
2.0 MZR DISI	111	12/08→05/13					
2.2 MZR CD	110	01/09→05/13					
2.2 MZR CD	136	01/09→05/13					
1.6 MZR CD	85	09/10→05/13	➔	⬇; 11/10→; Scheibenbremse	2	24.3727-1825.2 581825	L= 1.840 L2= 1.910
2.3 MPS Turbo	191	06/09→09/14	➔	⬇; → 11/13; Scheibenbremse	2	24.3727-1825.2 581825	L= 1.840 L2= 1.910
MAZDA - 3 Stufenheck (BK) 09/99→12/09							
 Seilzug, Feststellbremse							
1.6	77	02/04→06/09	←	⬆; → 05/09; Scheibenbremse		24.3727-1813.2 581813	L= 345
1.6 DI Turbo	80	06/04→06/09					
2.0	110	10/03→12/09	➔	⬇; → 05/09; Scheibenbremse		24.3727-1814.2 581814	L= 1.875
2.0 MZR-CD	105	12/06→06/09	➔	⬇; → 05/09; Scheibenbremse		24.3727-1815.2 581815	L= 1.831
MAZDA - 3 Stufenheck (BL) 12/08→12/14							
 Seilzug, Feststellbremse							
1.6 MZR	77	02/09→09/14	➔	⬇; 06/09→ 11/13; Scheibenbremse	2	24.3727-1825.2 581825	L= 1.840 L2= 1.910
2.0 MZR	110	03/09→09/14					
2.2 MZR CD	110	01/09→09/14					
1.6 MZR CD	85	09/10→05/13	➔	⬇; 11/10→; Scheibenbremse	2	24.3727-1825.2 581825	L= 1.840 L2= 1.910
1.6 MZR CD (BL12)	80	12/08→05/13	➔	⬇; 06/09→; Scheibenbremse	2	24.3727-1825.2 581825	L= 1.840 L2= 1.910
2.0 MZR DISI	111	02/09→05/13					
2.2 MZR CD	136	06/09→05/13	➔	⬇; Scheibenbremse	2	24.3727-1825.2 581825	L= 1.840 L2= 1.910















	kW					! #		
MAZDA - 5 (CR19) 02/05→12/10								
 Seilzug, Feststellbremse								
1.8	85	02/05→05/10	←	⬆️; 03/05→; Scheibenbremse		24.3727-1812.2	581812	L= 252
2.0	107	02/05→05/10	→	⬇️; 03/05→; Scheibenbremse		24.3727-1820.2	581820	L= 1.815
2.0 CD	81	02/05→05/10	→	⬇️; 03/05→; Scheibenbremse		24.3727-1822.2	581822	L= 1.833
2.0 CD	105	02/05→05/10	←	⬆️; 06/05→; Scheibenbremse		24.3727-1812.2	581812	L= 252
			→	⬇️; 06/05→; Scheibenbremse		24.3727-1820.2	581820	L= 1.815
			→	⬇️; 06/05→; Scheibenbremse		24.3727-1822.2	581822	L= 1.833
MAZDA - 5 (CW) 06/10→								
 Seilzug, Feststellbremse								
1.6 CD	85	09/10→	←	⬆️; Scheibenbremse		24.3727-1812.2	581812	L= 252
1.8 MZR	85	09/10→						
2.0	106	06/10→						
2.0	110	09/10→						
MAZDA - 6 Hatchback (GG) 08/02→12/08								
 Seilzug, Feststellbremse								
1.8	88	08/02→08/07	→	⬇️; → 07/07; Scheibenbremse		24.3727-1821.2	581821	L= 1.635 L2= 1.640
2.0	104	08/02→08/07						
2.0	108	03/05→08/07						
2.0 DI	89	08/02→08/07						
2.0 DI	100	08/02→08/07						
2.0 DI	105	06/05→08/07						
2.3	122	08/02→08/07						
MAZDA - 6 Station Wagon (GY) 01/02→02/08								
 Seilzug, Feststellbremse								
1.8	88	08/02→08/07	→	⬇️; → 07/07; Scheibenbremse		24.3727-1821.2	581821	L= 1.635 L2= 1.640
2.0	104	08/02→08/07						
2.0	108	03/05→08/07						
2.0 DI	89	08/02→08/07						
2.0 DI	105	06/05→08/07						
2.3	122	01/02→02/08						
2.3 AWD	119	11/02→08/07						
2.0 DI	100	08/02→02/05	→	⬇️; Scheibenbremse		24.3727-1821.2	581821	L= 1.635 L2= 1.640
MAZDA - 6 Stufenheck (GG) 06/02→12/08								
 Seilzug, Feststellbremse								
1.8	88	08/02→08/07	→	⬇️; → 07/07; Scheibenbremse		24.3727-1821.2	581821	L= 1.635 L2= 1.640
2.0	104	06/02→08/07						
2.0	108	03/05→08/07						
2.0 DI	89	08/02→08/07						
2.0 DI	100	06/02→08/07						
2.0 DI	105	06/05→08/07						
2.3	122	06/02→08/07						
MAZDA - 121 II (DB) 11/90→05/97								
Zubehörsatz, Bremsbacken								
1.3 16V	39	11/90→03/96	→	04/91→ 02/96		03.0137-9186.2	669186	
1.3 i 16V	53	11/90→03/96						
 Bremsbackensatz								
1.3 16V	39	11/90→03/96	→	04/91→ 02/96		03.0137-0263.2	650263	Ø 180 x 31
1.3 i 16V	53	11/90→03/96						
MAZDA - 121 III (JASM, JBSM) 03/96→04/03								
 Radbremszylinder								
1.25	55	03/96→04/03	→	→ 01/00; Schaltgetriebe		24.3217-1715.3	020463	TRW Ø 17,78 GG
			→	→ 03/03; Vollautomatik; nur paarweise austauschen		24.3219-1107.3	020338	TRW Ø 19,05 GG
			→	02/00→ 03/03; Schaltgetriebe		24.3219-1735.3	020464	Ø 19,05 ALU
1.3	37	03/96→04/03	→	→ 01/00		24.3217-1715.3	020463	TRW Ø 17,78 GG
1.3	44	03/96→04/03	→					
1.8 D	44	03/96→04/03	→	02/00→ 03/03		24.3219-1735.3	020464	Ø 19,05 ALU
Zubehörsatz, Bremsbacken								
1.25	55	03/96→04/03	→	02/00→ 03/03; - ABS		03.0137-9179.2	669179	AP
1.3	37	03/96→04/03	→					
1.3	44	03/96→04/03	→	→ 01/00		03.0137-9217.2	669217	TRW
1.8 D	44	03/96→04/03	→	02/00→ 03/03; + ABS		03.0137-9259.2	669259	
↓								















	kw					! #		
MAZDA - 121 III (JASM, JBSM) 03/96→04/03								
Bremstrommel								
1.25	55	03/96→04/03	➔	→ 01/00		24.0218-0024.2	480079	Ø 180,0 x 44 / 181,3 - RLG / - ABS Ring / mit Radbefestigungsbolzen
1.3	37	03/96→04/03						
1.3	44	03/96→04/03				24.0218-0724.2	480206	Ø 180,0 x 44 / 181,3 + RLG / - ABS Ring / mit Radbefestigungsbolzen
1.8 D	44	03/96→04/03						
			➔	02/00→ 03/03; - ABS		24.0218-0024.2	480079	Ø 180,0 x 44 / 181,3 - RLG / - ABS Ring / mit Radbefestigungsbolzen
						24.0218-0724.2	480206	Ø 180,0 x 44 / 181,3 + RLG / - ABS Ring / mit Radbefestigungsbolzen
			➔	02/00→ 03/03; + ABS		24.0220-3009.2	480080	Ø 203,0 x 48,5 / 204,3 - RLG / - ABS Ring / mit Radbefestigungsbolzen
						24.0220-3709.2	480220	Ø 203,0 x 48,5 / 204,3 + RLG / - ABS Ring / mit Radbefestigungsbolzen
Bremsbackensatz								
1.25	55	03/96→04/03	➔	→ 01/00		03.0137-0337.2	650337	TRW Ø 180 x 32 + HEB
			➔	02/00→ 03/03; + ABS		03.0137-0394.2	650394	Ø 203 x 38 + HEB
			➔	02/00→ 03/03; - ABS		03.0137-0412.2	650412	AP Ø 180 x 32 + HEB
			➔	→ 01/00; Schaltgetriebe		03.0520-3617.3	693617	TRW Ø 180 x 32 Ø 17,78 + RZ / + Zub TopKit
			➔	→ 03/03; Vollautomatik		03.0520-5519.3	695519	TRW Ø 180 x 32 Ø 19,05 + RZ / + Zub TopKit
			➔	02/00→ 03/03; Schaltgetriebe; - ABS		03.0520-6219.3	696219	AP Ø 180 x 32 Ø 19,05 + RZ / + Zub TopKit
			➔	02/00→ 03/03; Schaltgetriebe; + ABS		03.0520-6319.3	696319	AP Ø 203 x 38 Ø 19,05 + RZ / + Zub TopKit
1.3	37	03/96→04/03	➔	→ 01/00		03.0137-0337.2	650337	TRW Ø 180 x 32 + HEB
1.3	44	03/96→04/03				03.0520-3617.3	693617	TRW Ø 180 x 32 Ø 17,78 + RZ / + Zub TopKit
1.8 D	44	03/96→04/03						
			➔	02/00→ 03/03; + ABS		03.0137-0394.2	650394	Ø 203 x 38 + HEB
						03.0520-6319.3	696319	AP Ø 203 x 38 Ø 19,05 + RZ / + Zub TopKit
			➔	02/00→ 03/03; - ABS		03.0137-0412.2	650412	AP Ø 180 x 32 + HEB
						03.0520-6219.3	696219	AP Ø 180 x 32 Ø 19,05 + RZ / + Zub TopKit
Seilzug, Feststellbremse								
1.25	55	03/96→04/03	←	☒; → 11/98; Trommelbremse	1	24.3727-1800.2	581800	L= 312
1.3	37	03/96→04/03						
1.3	44	03/96→04/03	➔	☒; → 11/98; Trommelbremse	1	24.3727-0660.2	580660	L= 1.575 L2= 1.627
1.8 D	44	03/96→04/03	➔	☒; 12/98→ 03/03; Trommelbremse	1	24.3727-0660.2	580660	L= 1.575 L2= 1.627
MAZDA - 323 C V (BA) 08/94→01/01								
Radbremszylinder								
1.3 16V	54	08/94→09/98	➔	→ 08/98		24.3219-1725.3	020429	TRW Ø 19,05 GG
1.5 16V	65	08/94→09/98						
1.8 16V	84	08/94→09/98						
Zubehörsatz, Bremsbacken								
1.3 16V	54	08/94→09/98		→ 08/98		03.0137-9239.2	669239	
1.5 16V	65	08/94→09/98						
1.8 16V	84	08/94→09/98						
Bremstrommel								
1.3 16V	54	08/94→09/98	➔	→ 08/98		24.0220-0026.1	480104	Ø 200,0 x 42 / 201
1.5 16V	65	08/94→09/98						
1.8 16V	84	08/94→09/98						
Bremsbackensatz								
1.3 16V	54	08/94→09/98	➔	→ 08/98		03.0137-0278.2	650278	Ø 200 x 36
1.5 16V	65	08/94→09/98						
1.8 16V	84	08/94→09/98						
Seilzug, Feststellbremse								
1.3 16V	54	08/94→09/98	➔	☒; → 08/98; Türenanzahl: 4; Trommelbremse		24.3727-1816.2	581816	L= 1.653
↓								


















	kw					! #		
MAZDA - 323 C V (BA) 08/94→01/01								
 Seilzug, Feststellbremse								
1.3 16V	54	08/94→09/98	➔	<input type="checkbox"/> ; → 08/98; Türenanzahl: 4; Trommelbremse		24.3727-1817.2	581817	L= 1.653
			➔	<input type="checkbox"/> ; → 08/98; Türenanzahl: 3; Trommelbremse		24.3727-1818.2	581818	L= 1.553
			➔	<input type="checkbox"/> ; → 08/98; Türenanzahl: 3; Trommelbremse		24.3727-1819.2	581819	L= 1.553
1.5 16V	65	08/94→09/98	➔	<input type="checkbox"/> ; → 08/98; Türenanzahl: 5; Trommelbremse		24.3727-1816.2	581816	L= 1.653
1.8 16V	84	08/94→09/98	➔	<input type="checkbox"/> ; → 08/98; Türenanzahl: 4; Trommelbremse		24.3727-1816.2	581816	L= 1.653
			➔	<input type="checkbox"/> ; → 08/98; Türenanzahl: 5; Trommelbremse		24.3727-1817.2	581817	L= 1.653
			➔	<input type="checkbox"/> ; → 08/98; Türenanzahl: 4; Trommelbremse		24.3727-1817.2	581817	L= 1.653
			➔	<input type="checkbox"/> ; → 08/98; Türenanzahl: 3; Trommelbremse		24.3727-1818.2	581818	L= 1.553
			➔	<input type="checkbox"/> ; → 08/98; Türenanzahl: 3; Trommelbremse		24.3727-1819.2	581819	L= 1.553
MAZDA - 323 F V (BA) 07/94→09/98								
 Radbremszylinder								
1.5 16V	65	07/94→09/98	➔	→ 08/98		24.3219-1725.3	020429	TRW Ø 19,05 GG
1.8 16V	84	08/94→09/98						
Zubehörsatz, Bremsbacken								
1.5 16V	65	07/94→09/98		→ 08/98		03.0137-9239.2	669239	
1.8 16V	84	08/94→09/98						
 Bremstrommel								
1.5 16V	65	07/94→09/98	➔	→ 08/98		24.0220-0026.1	480104	Ø 200,0 x 42 / 201
1.8 16V	84	08/94→09/98						
 Bremsbackensatz								
1.5 16V	65	07/94→09/98	➔	→ 08/98		03.0137-0278.2	650278	Ø 200 x 36
1.8 16V	84	08/94→09/98						
 Seilzug, Feststellbremse								
1.5 16V	65	07/94→09/98	➔	<input type="checkbox"/> ; → 08/98; Türenanzahl: 5; Trommelbremse		24.3727-1816.2	581816	L= 1.653
1.8 16V	84	08/94→09/98	➔	<input type="checkbox"/> ; → 08/98; Türenanzahl: 4; Trommelbremse		24.3727-1816.2	581816	L= 1.653
			➔	<input type="checkbox"/> ; → 08/98; Türenanzahl: 5; Trommelbremse		24.3727-1817.2	581817	L= 1.653
			➔	<input type="checkbox"/> ; → 08/98; Türenanzahl: 4; Trommelbremse		24.3727-1817.2	581817	L= 1.653
			➔	<input type="checkbox"/> ; → 08/98; Türenanzahl: 3; Trommelbremse		24.3727-1818.2	581818	L= 1.553
			➔	<input type="checkbox"/> ; → 08/98; Türenanzahl: 3; Trommelbremse		24.3727-1819.2	581819	L= 1.553
MAZDA - 323 F VI (BJ) 09/98→05/04								
 Radbremszylinder								
1.4	53	01/01→05/04	➔	→ 10/03		24.3217-1716.3	020474	Ø 17,46 GG
1.4 16V	54	09/98→01/01	➔	→ 12/00		24.3217-1716.3	020474	Ø 17,46 GG
1.5 16V	65	09/98→01/01						
2.0 TD	66	09/98→12/01						
Zubehörsatz, Bremsbacken								
1.4	53	01/01→05/04	➔	→ 10/03		03.0137-9263.2	669263	
1.4 16V	54	09/98→01/01	➔	→ 12/00		03.0137-9263.2	669263	
1.5 16V	65	09/98→01/01						
2.0 TD	66	09/98→12/01						
 Bremstrommel								
1.4	53	01/01→05/04	➔	→ 10/03		24.0220-0026.1	480104	Ø 200,0 x 42 / 201
1.4 16V	54	09/98→01/01	➔	→ 12/00		24.0220-0026.1	480104	Ø 200,0 x 42 / 201
1.5 16V	65	09/98→01/01						
2.0 TD	66	09/98→12/01						
 Bremsbackensatz								
1.4	53	01/01→05/04	➔	→ 10/03		03.0137-0407.2	650407	Ø 200 x 36 - HEB
↓								
















	kw					! #		
MAZDA - 323 F VI (BJ) 09/98→05/04								
 Bremsbackensatz								
1.4 16V 1.5 16V 2.0 TD	54 65 66	09/98→01/01 09/98→01/01 09/98→12/01	➔	→ 12/00			03.0137-0407.2 650407	Ø 200 x 36 - HEB
 Seilzug, Feststellbremse								
1.4	53	01/01→05/04	➔	☒; → 10/03; Trommelbremse		24.3727-1812.2 581812	L= 252	
			➔	☐; → 10/03; Trommelbremse		24.3727-1827.2 581827	L= 1.640	
			➔	☐; → 10/03; Trommelbremse		24.3727-1828.2 581828	L= 1.660	
1.4 16V 1.5 16V	54 65	09/98→01/01 09/98→01/01	➔	☒; → 12/00; Trommelbremse		24.3727-1812.2 581812	L= 252	
			➔	☐; → 12/00; Trommelbremse		24.3727-1827.2 581827	L= 1.640	
			➔	☐; → 12/00; Trommelbremse		24.3727-1828.2 581828	L= 1.660	
1.6 1.6 2.0 2.0 TD	70 72 96 74	01/01→05/04 01/01→05/04 01/01→05/04 01/01→05/04	➔	☒; → 10/03; Scheibenbremse		24.3727-1812.2 581812	L= 252	
			➔	☐; → 10/03; Scheibenbremse		24.3727-1823.2 581823	L= 1.693	
			➔	☐; → 10/03; Scheibenbremse		24.3727-1824.2 581824	L= 1.715	
1.9 16V (BJ14) 2.0 D 2.0 TD	84 52 66	09/98→01/01 09/98→05/04 09/98→12/01	➔	☒; → 12/00; Scheibenbremse		24.3727-1812.2 581812	L= 252	
			➔	☐; → 12/00; Scheibenbremse		24.3727-1823.2 581823	L= 1.693	
			➔	☐; → 12/00; Scheibenbremse		24.3727-1824.2 581824	L= 1.715	
MAZDA - 323 P V (BA) 10/96→09/98								
 Radbremszylinder								
1.3 16V 1.5 16V 2.0 D	54 65 52	10/96→09/98 10/96→09/98 10/96→09/98	➔	→ 08/98		24.3219-1725.3 020429	TRW Ø 19,05 GG	
Zubehörsatz, Bremsbacken								
1.3 16V 1.5 16V 2.0 D	54 65 52	10/96→09/98 10/96→09/98 10/96→09/98		→ 08/98		03.0137-9239.2 669239		
 Bremstrommel								
1.3 16V 1.5 16V 2.0 D	54 65 52	10/96→09/98 10/96→09/98 10/96→09/98	➔	→ 08/98		24.0220-0026.1 480104	Ø 200,0 x 42 / 201	
 Bremsbackensatz								
1.3 16V 1.5 16V 2.0 D	54 65 52	10/96→09/98 10/96→09/98 10/96→09/98	➔	→ 08/98		03.0137-0278.2 650278	Ø 200 x 36	
 Seilzug, Feststellbremse								
1.3 16V	54	10/96→09/98	➔	☐; → 08/98; Türenanzahl: 4; Trommelbremse		24.3727-1816.2 581816	L= 1.653	
			➔	☐; → 08/98; Türenanzahl: 4; Trommelbremse		24.3727-1817.2 581817	L= 1.653	
			➔	☐; → 08/98; Türenanzahl: 3; Trommelbremse		24.3727-1818.2 581818	L= 1.553	
			➔	☐; → 08/98; Türenanzahl: 3; Trommelbremse		24.3727-1819.2 581819	L= 1.553	
1.5 16V	65	10/96→09/98	➔	☐; → 08/98; Türenanzahl: 5; Trommelbremse		24.3727-1816.2 581816	L= 1.653	
			➔	☐; → 08/98; Türenanzahl: 4; Trommelbremse		24.3727-1816.2 581816	L= 1.653	
			➔	☐; → 08/98; Türenanzahl: 5; Trommelbremse		24.3727-1817.2 581817	L= 1.653	
			➔	☐; → 08/98; Türenanzahl: 4; Trommelbremse		24.3727-1817.2 581817	L= 1.653	
			➔	☐; → 08/98; Türenanzahl: 3; Trommelbremse		24.3727-1818.2 581818	L= 1.553	
			➔	☐; → 08/98; Türenanzahl: 3; Trommelbremse		24.3727-1819.2 581819	L= 1.553	
2.0 D	52	10/96→09/98	➔	☐; → 08/98; Trommelbremse		24.3727-1816.2 581816	L= 1.653	
			➔	☐; → 08/98; Trommelbremse		24.3727-1817.2 581817	L= 1.653	
MAZDA - 323 S IV (BG) 06/89→10/96								
 Radbremszylinder								
1.6 16V ↓	65	08/89→10/96	➔	09/89→		24.3217-1120.3 020360	Ø 17,46 GG	


















	kw					! #		
MAZDA - 323 S IV (BG) 06/89→10/96								
Zubehörsatz, Bremsbacken								
1.6 16V	65	08/89→10/96	➔	09/89→ 04/91			03.0137-9131.2 669131	
			➔	05/91→			03.0137-9182.2 669182	
 Bremstrommel								
1.6 16V	65	08/89→10/96	➔	05/91→			24.0220-0026.1 480104	Ø 200,0 x 42 / 201
 Bremsbackensatz								
1.6 16V	65	08/89→10/96	➔	09/89→ 04/91			03.0137-0239.2 650239	Ø 200 x 26
			➔	05/91→			03.0137-0278.2 650278	Ø 200 x 36
 Seilzug, Feststellbremse								
1.6 16V	65	08/89→10/96	➔	☐; 09/89→; Türenanzahl: 5; Trommelbremse			24.3727-1811.2 581811	L= 1.503
			➔	☐; 09/89→; Türenanzahl: 4; Trommelbremse			24.3727-1811.2 581811	L= 1.503
MAZDA - 323 S V (BA) 09/92→12/03								
 Radbremszylinder								
1.3 16V	54	08/94→09/98	➔	→ 08/98			24.3219-1725.3 020429	TRW Ø 19,05 GG
1.5 16V	65	08/94→09/98						
1.8 16V	84	08/94→09/98						
2.0 D	52	10/96→09/98						
Zubehörsatz, Bremsbacken								
1.3 16V	54	08/94→09/98		→ 08/98			03.0137-9239.2 669239	
1.5 16V	65	08/94→09/98						
1.8 16V	84	08/94→09/98						
2.0 D	52	10/96→09/98						
 Bremstrommel								
1.3 16V	54	08/94→09/98	➔	→ 08/98			24.0220-0026.1 480104	Ø 200,0 x 42 / 201
1.5 16V	65	08/94→09/98						
1.8 16V	84	08/94→09/98						
2.0 D	52	10/96→09/98						
 Bremsbackensatz								
1.3 16V	54	08/94→09/98	➔	→ 08/98			03.0137-0278.2 650278	Ø 200 x 36
1.5 16V	65	08/94→09/98						
1.8 16V	84	08/94→09/98						
2.0 D	52	10/96→09/98						
 Seilzug, Feststellbremse								
1.3 16V	54	08/94→09/98	➔	☐; → 08/98; Türenanzahl: 4; Trommelbremse			24.3727-1816.2 581816	L= 1.653
			➔	☐; → 08/98; Türenanzahl: 4; Trommelbremse			24.3727-1817.2 581817	L= 1.653
			➔	☐; → 08/98; Türenanzahl: 3; Trommelbremse			24.3727-1818.2 581818	L= 1.553
			➔	☐; → 08/98; Türenanzahl: 3; Trommelbremse			24.3727-1819.2 581819	L= 1.553
1.5 16V	65	08/94→09/98	➔	☐; → 08/98; Türenanzahl: 5; Trommelbremse			24.3727-1816.2 581816	L= 1.653
1.8 16V	84	08/94→09/98	➔	☐; → 08/98; Türenanzahl: 4; Trommelbremse			24.3727-1816.2 581816	L= 1.653
			➔	☐; → 08/98; Türenanzahl: 5; Trommelbremse			24.3727-1817.2 581817	L= 1.653
			➔	☐; → 08/98; Türenanzahl: 4; Trommelbremse			24.3727-1817.2 581817	L= 1.653
			➔	☐; → 08/98; Türenanzahl: 3; Trommelbremse			24.3727-1818.2 581818	L= 1.553
			➔	☐; → 08/98; Türenanzahl: 3; Trommelbremse			24.3727-1819.2 581819	L= 1.553
2.0 D	52	10/96→09/98	➔	☐; → 08/98; Trommelbremse			24.3727-1816.2 581816	L= 1.653
			➔	☐; → 08/98; Trommelbremse			24.3727-1817.2 581817	L= 1.653
MAZDA - 323 S VI (BJ) 05/98→05/04								
 Radbremszylinder								
1.3 16V	54	09/98→01/01	➔	→ 12/00			24.3217-1716.3 020474	Ø 17,46 GG
1.5 16V	65	09/98→01/01						
2.0 TD	66	09/98→05/04						
↓								










	kw			 	! #		
MAZDA - 323 S VI (BJ) 05/98→05/04							
 Radbremszylinder							
1.4	53	01/01→05/04	➡	→ 10/03		24.3217-1716.3 020474	Ø 17,46 GG
Zubehörsatz, Bremsbacken							
1.3 16V	54	09/98→01/01	➡	→ 12/00		03.0137-9263.2 669263	
1.5 16V	65	09/98→01/01					
2.0 TD	66	09/98→05/04					
1.4	53	01/01→05/04	➡	→ 10/03		03.0137-9263.2 669263	
 Bremstrommel							
1.3 16V	54	09/98→01/01	➡	→ 12/00		24.0220-0026.1 480104	Ø 200,0 x 42 / 201
1.5 16V	65	09/98→01/01					
2.0 TD	66	09/98→05/04					
1.4	53	01/01→05/04	➡	→ 10/03		24.0220-0026.1 480104	Ø 200,0 x 42 / 201
 Bremsbackensatz							
1.3 16V	54	09/98→01/01	➡	→ 12/00		03.0137-0407.2 650407	Ø 200 x 36 - HEB
1.5 16V	65	09/98→01/01					
2.0 TD	66	09/98→05/04					
1.4	53	01/01→05/04	➡	→ 10/03		03.0137-0407.2 650407	Ø 200 x 36 - HEB
 Seilzug, Feststellbremse							
1.3 16V	54	09/98→01/01	←	⬆; → 12/00; Trommelbremse		24.3727-1812.2 581812	L= 252
1.5 16V	65	09/98→01/01	➡	☐; → 12/00; Trommelbremse		24.3727-1827.2 581827	L= 1.640
			➡	☐; → 12/00; Trommelbremse		24.3727-1828.2 581828	L= 1.660
1.4	53	01/01→05/04	←	⬆; → 10/03; Trommelbremse		24.3727-1812.2 581812	L= 252
			➡	☐; → 10/03; Trommelbremse		24.3727-1827.2 581827	L= 1.640
			➡	☐; → 10/03; Trommelbremse		24.3727-1828.2 581828	L= 1.660
1.6	70	01/01→05/04	←	⬆; → 10/03; Scheibenbremse		24.3727-1812.2 581812	L= 252
1.6	72	01/01→05/04	➡	☐; → 10/03; Scheibenbremse		24.3727-1823.2 581823	L= 1.693
2.0	96	01/01→05/04	➡	☐; → 10/03; Scheibenbremse		24.3727-1824.2 581824	L= 1.715
1.9 16V	84	09/98→05/04	←	⬆; → 12/00; Scheibenbremse		24.3727-1812.2 581812	L= 252
2.0 D (BJ1_)	52	09/98→05/04	➡	☐; → 12/00; Scheibenbremse		24.3727-1823.2 581823	L= 1.693
2.0 TD	66	09/98→05/04	➡	☐; → 12/00; Scheibenbremse		24.3727-1824.2 581824	L= 1.715
2.0 DiTD	74	10/00→10/02	←	⬆; 01/01→; Scheibenbremse		24.3727-1812.2 581812	L= 252
			➡	☐; 01/01→; Scheibenbremse		24.3727-1823.2 581823	L= 1.693
			➡	☐; 01/01→; Scheibenbremse		24.3727-1824.2 581824	L= 1.715
MAZDA - 626 III Station Wagon (GV) 09/87→10/98							
 Seilzug, Feststellbremse							
2.0	66	10/88→09/97	←	⬆; 04/92→; Scheibenbremse		24.3727-1812.2 581812	L= 252
2.0 D	60	11/94→09/97	←	⬆; → 04/96; Scheibenbremse		24.3727-1812.2 581812	L= 252
2.0 D Complex	55	05/93→11/96	←	⬆; Scheibenbremse		24.3727-1812.2 581812	L= 252
2.2 12V	85	03/89→11/96	←	⬆; 04/92→; Scheibenbremse		24.3727-1812.2 581812	L= 252
			←	⬆; → 10/90; Scheibenbremse		24.3727-1812.2 581812	L= 252
MAZDA - 626 IV (GE) 08/91→08/98							
 Seilzug, Feststellbremse							
1.8 i	66	08/94→04/97	←	⬆; Scheibenbremse		24.3727-1812.2 581812	L= 252
1.8 i	77	01/92→04/97	➡	☐; Scheibenbremse		24.3727-1808.2 581808	L= 1.657
2.0 D GLX Complex	55	10/92→04/97	➡	☐; Scheibenbremse		24.3727-1809.2 581809	L= 1.657
2.0 i	85	01/92→04/97	➡	☐; Scheibenbremse		24.3727-1809.2 581809	L= 1.657
MAZDA - 626 IV Hatchback (GE) 08/91→08/98							
 Seilzug, Feststellbremse							
1.8	66	08/94→04/97	←	⬆; Scheibenbremse		24.3727-1812.2 581812	L= 252
1.8	77	08/91→04/97	➡	☐; Scheibenbremse		24.3727-1808.2 581808	L= 1.657
2.0 D GLX Complex	55	01/93→04/97	➡	☐; Scheibenbremse		24.3727-1809.2 581809	L= 1.657
2.0 i	85	08/91→04/97	➡	☐; Scheibenbremse		24.3727-1809.2 581809	L= 1.657
2.5 24V	120	08/94→04/97					
2.5 24V	121	01/92→04/97					

































	kw					! #		
MAZDA - 626 V (GF) 05/97→12/02								
 Radbremszylinder								
1.8	66	05/97→12/99	➡	→ 11/99		24.3220-1737.3	020540	Ø 20,64 GG
1.8	74	12/99→10/02	➡			24.3220-1737.3	020540	Ø 20,64 GG
Zubehörsatz, Bremsbacken								
1.8	66	05/97→12/99	➡	→ 11/99		03.0137-9262.2	669262	
1.8	74	12/99→10/02	➡			03.0137-9262.2	669262	
 Bremsbackensatz								
1.8	66	05/97→12/99	➡	→ 11/99		03.0137-0431.2	650431	Ø 229 x 43 - HEB
1.8	74	12/99→10/02	➡			03.0137-0416.2	650416	Ø 229 x 43 - HEB
 Seilzug, Feststellbremse								
1.8	66	05/97→12/99	←	⬆; 115108→ 419982; Scheiben/Trommel	24.3727-1812.2	581812	L= 252	
			←	⬆; 419983→; → 11/99; Scheiben/Trommel	24.3727-1812.2	581812	L= 252	
1.8 2.0 TD	74 81	12/99→10/02 10/00→10/02	←	⬆; Scheiben/Trommel	24.3727-1812.2	581812	L= 252	
			2.0 2.0	85 100	05/97→10/02 04/98→10/02	←	⬆; Scheiben/Trommel	24.3727-1812.2
➡	☐; Scheibenbremse	24.3727-1823.2				581823	L= 1.693	
➡	☐; Scheibenbremse	24.3727-1824.2				581824	L= 1.715	
2.0 DI TD 2.0 Turbo DI	66 74	04/98→10/02 04/98→10/02	←	⬆; 115108→ 419982; Scheiben/Trommel	24.3727-1812.2	581812	L= 252	
			←	⬆; 419983→; Scheiben/Trommel	24.3727-1812.2	581812	L= 252	
MAZDA - 626 V Hatchback (GF) 05/97→12/02								
 Radbremszylinder								
1.8	66	05/97→12/99	➡	→ 11/99		24.3220-1737.3	020540	Ø 20,64 GG
1.8	74	12/99→10/02	➡			24.3220-1737.3	020540	Ø 20,64 GG
Zubehörsatz, Bremsbacken								
1.8	66	05/97→12/99	➡	→ 11/99		03.0137-9262.2	669262	
1.8	74	12/99→10/02	➡			03.0137-9262.2	669262	
 Bremsbackensatz								
1.8	66	05/97→12/99	➡	→ 11/99		03.0137-0431.2	650431	Ø 229 x 43 - HEB
1.8	74	12/99→10/02	➡			03.0137-0416.2	650416	Ø 229 x 43 - HEB
 Seilzug, Feststellbremse								
1.8	66	05/97→12/99	←	⬆; 115108→ 419982; Scheiben/Trommel	24.3727-1812.2	581812	L= 252	
			←	⬆; 419983→; → 11/99; Scheiben/Trommel	24.3727-1812.2	581812	L= 252	
1.8 2.0 TD	74 81	12/99→10/02 10/00→10/02	←	⬆; Scheiben/Trommel	24.3727-1812.2	581812	L= 252	
			2.0 2.0 H.P.	85 100	05/97→10/02 02/98→10/02	←	⬆; Scheiben/Trommel	24.3727-1812.2
➡	☐; Scheibenbremse	24.3727-1823.2				581823	L= 1.693	
➡	☐; Scheibenbremse	24.3727-1824.2				581824	L= 1.715	
2.0 DITD 2.0 Turbo DI	66 74	04/98→10/02 04/98→10/02	←	⬆; 115108→ 419982; Scheiben/Trommel	24.3727-1812.2	581812	L= 252	
			←	⬆; 419983→; Scheiben/Trommel	24.3727-1812.2	581812	L= 252	
MAZDA - 626 V Station Wagon (GW) 01/98→12/02								
 Seilzug, Feststellbremse								
1.8	66	02/98→01/00	←	⬆; → 12/99; Scheibenbremse	24.3727-1812.2	581812	L= 252	
1.8 2.0 2.0 DITD 2.0 H.P. 2.0 TD 2.0 Turbo DI	74 85 66 100 81 74	01/00→10/02 02/98→10/02 09/99→10/02 02/98→10/02 10/00→10/02 04/98→10/02	←	⬆; Scheibenbremse	24.3727-1812.2	581812	L= 252	








	kw			 	! #		
MAZDA - B-SERIE (UF) 01/85→12/99							
 Radbremszylinder							
2.5 D 4WD	57	09/98→06/99	➡	02/99→		24.3223-1711.3 020570	Ø 23,81 GG
MAZDA - B-SERIE (UN) 11/98→12/08							
 Radbremszylinder							
2.5 D	57	06/99→11/06	➡	08/02→ 05/04		24.3223-1711.3 020570	Ø 23,81 GG
2.5 D	62	12/02→11/06	➡	→ 07/06		24.3223-1711.3 020570	Ø 23,81 GG
2.5 D 4WD	62	12/02→11/06					
2.5 D 4WD	57	06/99→11/06	➡	→ 10/99		24.3223-1711.3 020570	Ø 23,81 GG
2.5 TD 4WD	80	06/99→07/06	➡	08/02→		24.3223-1711.3 020570	Ø 23,81 GG
2.6 12V 4WD	90	06/99→11/06	➡	→ 08/02		24.3223-1711.3 020570	Ø 23,81 GG
MAZDA - BT-50 Pick-up (CD, UN) 08/06→12/15							
 Radbremszylinder							
2.5 MRZ-CD	105	08/06→06/13	➡			24.3223-1711.3 020570	Ø 23,81 GG
2.5 MRZ-CD 4x4	105	12/06→12/15	➡	→ 07/12		24.3223-1711.3 020570	Ø 23,81 GG
MAZDA - DEMIO (DW) 01/96→07/03							
 Radbremszylinder							
1.3 16V	46	08/98→07/03	➡	→ 10/02		24.3217-1718.3 020478	Ø 17,46 GG
1.5 16V	55	04/00→07/03					
1.3 i 16V	53	08/98→04/00	➡	→ 03/00		24.3217-1718.3 020478	Ø 17,46 GG
Zubehörsatz, Bremsbacken							
1.3 16V	46	08/98→07/03	➡	→ 10/02		03.0137-9266.2 669266	
1.5 16V	55	04/00→07/03					
1.3 i 16V	53	08/98→04/00	➡	→ 03/00		03.0137-9266.2 669266	
 Bremstrommel							
1.3 16V	46	08/98→07/03	➡	→ 144782		24.0220-0026.1 480104	Ø 200,0 x 42 / 201
1.3 i 16V	53	08/98→04/00					
 Bremsbackensatz							
1.3 16V	46	08/98→07/03	➡	→ 10/02		03.0137-0401.2 650401	Ø 200 x 31 - HEB
1.5 16V	55	04/00→07/03					
1.3 i 16V	53	08/98→04/00	➡	→ 03/00		03.0137-0401.2 650401	Ø 200 x 31 - HEB
MAZDA - E-SERIE Kasten (SR2) 10/83→07/04							
 Bremsbackensatz							
2200 D 4WD	47	03/91→05/03	➡	→ 03/97		03.0137-0486.2 650486	Ø 260 x 51 - HEB
E2000	70	06/94→05/03					
E2200 D	52	02/97→08/02					
E2200 D 4WD	52	02/97→05/03					
E2200 D	47	11/88→12/03	➡	→ 03/97; mit Einfachbereifung		03.0137-0486.2 650486	Ø 260 x 51 - HEB
MAZDA - E-SERIE Pritsche/Fahrgestell (SD1) 01/83→07/99							
 Bremsbackensatz							
E2200 D	47	11/88→03/97	➡	mit Einfachbereifung		03.0137-0486.2 650486	Ø 260 x 51 - HEB
MAZDA - MPV II (LW) 08/99→12/06							
 Bremsbackensatz							
2.0	88	08/00→07/02	➡	→ 06/02		03.0137-0473.2 650473	Ø 254 x 52 - HEB
2.0	90	09/99→08/00	➡	→ 07/00		03.0137-0473.2 650473	Ø 254 x 52 - HEB
2.0 DI	100	07/02→02/06	➡	→ 08/03		03.0137-0473.2 650473	Ø 254 x 52 - HEB
2.3	104	07/02→02/06					
MAZDA - MX-3 (EC) 07/91→09/98							
 Radbremszylinder							
1.6 i	65	07/91→10/97	➡	- ABS		24.3217-1120.3 020360	Ø 17,46 GG
1.6 i	79	01/94→10/97					
Zubehörsatz, Bremsbacken							
1.6 i	65	07/91→10/97	➡	- ABS		03.0137-9182.2 669182	
1.6 i	79	01/94→10/97					
↓							











	kw					! #		
MAZDA - MX-3 (EC) 07/91→09/98								
 Bremstrommel								
1.6 i 1.6 i	65 79	07/91→10/97 01/94→10/97	➡	- ABS		24.0220-0026.1	480104	Ø 200,0 x 42 / 201
 Bremsbackensatz								
1.6 i 1.6 i	65 79	07/91→10/97 01/94→10/97	➡	- ABS		03.0137-0278.2	650278	Ø 200 x 36
MAZDA - MX-6 (GE) 07/91→09/97								
 Seilzug, Feststellbremse								
2.0 2.5 24V 2.5 i 24V	85 121 120	02/92→02/97 02/92→09/97 08/94→02/97	←	☒; Scheibenbremse		24.3727-1812.2	581812	L= 252
			➡	☑; Scheibenbremse		24.3727-1808.2	581808	L= 1.657
			➡	☐; Scheibenbremse		24.3727-1809.2	581809	L= 1.657
MAZDA - PREMACY (CP) 01/99→03/05								
 Radbremsszylinder								
1.9 1.9 2.0 TD	74 74 74	07/99→03/05 07/99→03/05 07/00→03/05	➡	→ 07/01		24.3220-1737.3	020540	Ø 20,64 GG
2.0 TD	66	10/99→07/00	➡	→ 06/00		24.3220-1737.3	020540	Ø 20,64 GG
Zubehörsatz, Bremsbacken								
1.9 1.9	74 84	07/99→03/05 07/99→03/05	➡	01/00→ 07/01		03.0137-9262.2	669262	
			➡	→ 12/99		03.0137-9262.2	669262	
2.0 TD	66	10/99→07/00	➡	→ 12/99		03.0137-9262.2	669262	
			➡	01/00→ 06/00		03.0137-9262.2	669262	
2.0 TD	74	07/00→03/05	➡	→ 07/01		03.0137-9262.2	669262	
 Bremsbackensatz								
1.9 1.9	74 84	07/99→03/05 07/99→03/05	➡	01/00→ 07/01		03.0137-0416.2	650416	Ø 229 x 43 - HEB
			➡	→ 12/99		03.0137-0431.2	650431	Ø 229 x 43 - HEB
2.0 TD	66	10/99→07/00	➡	01/00→ 06/00		03.0137-0416.2	650416	Ø 229 x 43 - HEB
			➡	→ 12/99		03.0137-0431.2	650431	Ø 229 x 43 - HEB
2.0 TD	74	07/00→03/05	➡	→ 07/01		03.0137-0416.2	650416	Ø 229 x 43 - HEB
 Seilzug, Feststellbremse								
1.9 2.0 TD	74 74	07/99→03/05 07/00→03/05	←	☒; + ABS; Scheibenbremse		24.3727-1812.2	581812	L= 252
			←	☒; 131755→; - ABS; Trommelbremse		24.3727-1812.2	581812	L= 252
			←	☒; → 131754; - ABS; Trommelbremse		24.3727-1812.2	581812	L= 252
1.9	84	07/99→03/05	←	☒; 131755→; Trommelbremse		24.3727-1812.2	581812	L= 252
			←	☒; → 131754; Trommelbremse		24.3727-1812.2	581812	L= 252
2.0	96	11/01→03/05	←	☒; Scheibenbremse		24.3727-1812.2	581812	L= 252
2.0 TD	66	10/99→07/00	←	☒; → 131754; Trommelbremse		24.3727-1812.2	581812	L= 252
			←	☒; 131755→; → 06/00; Trommelbremse		24.3727-1812.2	581812	L= 252
MAZDA - TRIBUTE (EP) 03/00→05/08								
Zubehörsatz, Bremsbacken								
2.0 2.0 4WD 3.0 V6 24V 4WD	91 91 145	03/00→05/08 03/00→05/08 03/00→05/08	➡	→ 03/04		03.0137-9262.2	669262	
2.3 AWD 3.0 V6 AWD	110 149	04/04→05/08 04/04→05/08	➡	→ 02/05; - ABS		03.0137-9262.2	669262	
 Bremsbackensatz								
2.0 2.0 4WD 3.0 V6 24V 4WD	91 91 145	03/00→05/08 03/00→05/08 03/00→05/08	➡	→ 03/04		03.0137-0416.2	650416	Ø 229 x 43 - HEB
2.3 AWD 3.0 V6 AWD	110 149	04/04→05/08 04/04→05/08	➡	→ 02/05; - ABS		03.0137-0416.2	650416	Ø 229 x 43 - HEB
MAZDA - XEDOS 6 (CA) 01/92→10/99								
 Seilzug, Feststellbremse								
1.6 16V ↓	79	06/94→10/99	←	☒; → 09/99; Scheibenbremse		24.3727-1812.2	581812	L= 252












	kw					! #		
MAZDA - XEDOS 6 (CA) 01/92→10/99								
 Seilzug, Feststellbremse								
1.6 16V	79	06/94→10/99	➡	<input type="checkbox"/>	→ 09/99; Scheibenbremse		24.3727-1808.2 581808	L= 1.657
			➡	<input type="checkbox"/>	→ 09/99; Scheibenbremse		24.3727-1809.2 581809	L= 1.657
2.0 V6	103	06/94→10/99	⬅	<input type="checkbox"/>	Scheibenbremse		24.3727-1812.2 581812	L= 252
			➡	<input type="checkbox"/>	Scheibenbremse		24.3727-1808.2 581808	L= 1.657
			➡	<input type="checkbox"/>	Scheibenbremse		24.3727-1809.2 581809	L= 1.657
MERCEDES-BENZ - 100 Bus (631) 02/88→04/96								
 Radbremszylinder								
D (631.333, 631.343, 631.334, 631.344)	55	12/90→02/96	➡				24.3225-1102.3 020318	Ø 25,4 GG
Zubehörsatz, Bremsbacken								
D (631.333, 631.343, 631.334, 631.344)	55	12/90→02/96	➡				03.0137-9145.2 669145	
 Bremstrommel								
D (631.333, 631.343, 631.334, 631.344)	55	12/90→02/96	➡				24.0225-4003.1 480049	Ø 254,0 x 65 / 255
 Bremsbackensatz								
D (631.333, 631.343, 631.334, 631.344)	55	12/90→02/96	➡				03.0137-0245.2 650245 03.0420-1025.3 681025	Ø 254 x 57 TRW Ø 254 x 57 Ø 25,4 + RZ / + Zub Kit
 Seilzug, Feststellbremse								
D (631.333, 631.343, 631.334, 631.344)	55	12/90→02/96	⬅	<input type="checkbox"/>	Radstand [mm]: 2.450; Trommelbremse	1	24.3727-0413.2 580413	L= 1.416
			⬅	<input type="checkbox"/>	Radstand [mm]: 2.675; Trommelbremse	1	24.3727-0414.2 580414	L= 1.647
			➡	<input type="checkbox"/>	Radstand [mm]: 2.675; Trommelbremse	2	24.3727-0415.2 580415	L= 1.438
			➡	<input type="checkbox"/>	Radstand [mm]: 2.450; Trommelbremse	2	24.3727-0415.2 580415	L= 1.438
MERCEDES-BENZ - 100 Kasten (631) 02/88→04/96								
 Radbremszylinder								
D (631.332, 631.342)	55	12/90→02/96	➡				24.3225-1102.3 020318	Ø 25,4 GG
Zubehörsatz, Bremsbacken								
D (631.332, 631.342)	55	12/90→02/96	➡				03.0137-9145.2 669145	
 Bremstrommel								
D (631.332, 631.342)	55	12/90→02/96	➡				24.0225-4003.1 480049	Ø 254,0 x 65 / 255
 Bremsbackensatz								
D (631.332, 631.342)	55	12/90→02/96	➡				03.0137-0245.2 650245 03.0420-1025.3 681025	Ø 254 x 57 TRW Ø 254 x 57 Ø 25,4 + RZ / + Zub Kit
 Seilzug, Feststellbremse								
D (631.332, 631.342)	55	12/90→02/96	⬅	<input type="checkbox"/>	Radstand [mm]: 2.450; Trommelbremse	1	24.3727-0413.2 580413	L= 1.416
			⬅	<input type="checkbox"/>	Radstand [mm]: 2.675; Trommelbremse	1	24.3727-0414.2 580414	L= 1.647
			➡	<input type="checkbox"/>	Radstand [mm]: 2.675; Trommelbremse	2	24.3727-0415.2 580415	L= 1.438
			➡	<input type="checkbox"/>	Radstand [mm]: 2.450; Trommelbremse	2	24.3727-0415.2 580415	L= 1.438
MERCEDES-BENZ - 100 Pritsche/Fahrgestell (631) 02/88→02/96								
 Seilzug, Feststellbremse								
D (631.340)	55	12/90→02/96	⬅	<input type="checkbox"/>	Baumuster: 631.349; Trommelbremse	1	24.3727-0414.2 580414	L= 1.647
			➡	<input type="checkbox"/>	Baumuster: 631.349; Trommelbremse	2	24.3727-0415.2 580415	L= 1.438














	kw				! #		
MERCEDES-BENZ - A-KLASSE (W168) 07/97→08/05							
 Radbremszylinder							
A 140 (168.031, 168.131)	60	07/97→08/04	➡	J078974→		24.3217-1709.3 020419	Ø 17,78 ALU
			➡	09/97→; → J078973		24.3219-1718.3 020421	Ø 19,05 ALU
A 140 (168.031, 168.131)	60	01/01→08/04	➡	J078974→		24.3217-1709.3 020419	Ø 17,78 ALU
			➡	→ J078973		24.3219-1718.3 020421	Ø 19,05 ALU
A 160 (168.033, 168.133)	75	07/97→08/04	➡	J078974→; kurzer Radstand; Baumuster: 168.033		24.3217-1709.3 020419	Ø 17,78 ALU
			➡	09/97→; → J078973; kurzer Radstand; Baumuster: 168.033		24.3219-1718.3 020421	Ø 19,05 ALU
A 160 CDI (168.006)	55	02/01→08/04	➡			24.3217-1709.3 020419	Ø 17,78 ALU
A 160 CDI (168.007)	44	07/98→02/01	➡	08/98→ 01/01		24.3217-1709.3 020419	Ø 17,78 ALU
A 170 CDI (168.008)	66	07/98→02/01	➡	J078974→; → 01/01		24.3217-1709.3 020419	Ø 17,78 ALU
			➡	→ J078973		24.3219-1718.3 020421	Ø 19,05 ALU
A 170 CDI (168.009, 168.109)	70	02/01→08/04	➡	kurzer Radstand; Baumuster: 168.009		24.3217-1709.3 020419	Ø 17,78 ALU
Zubehörsatz, Bremsbacken							
A 140 (168.031, 168.131)	60	07/97→08/04	➡	09/97→		03.0137-9232.2 669232	TRW
A 140 (168.031, 168.131)	60	01/01→08/04	➡			03.0137-9232.2 669232	TRW
A 160 CDI (168.006)	55	02/01→08/04					
A 160 (168.033, 168.133)	75	07/97→08/04	➡	09/97→; kurzer Radstand; Baumuster: 168.033		03.0137-9232.2 669232	TRW
A 160 CDI (168.007)	44	07/98→02/01	➡	08/98→ 01/01		03.0137-9232.2 669232	TRW
A 170 CDI (168.008)	66	07/98→02/01	➡	→ 01/01		03.0137-9232.2 669232	TRW
A 170 CDI (168.009, 168.109)	70	02/01→08/04	➡	kurzer Radstand; Baumuster: 168.009		03.0137-9232.2 669232	TRW
 Bremstrommel							
A 140 (168.031, 168.131)	60	07/97→08/04	➡	09/97→		24.0218-0023.1 480077	Ø 180,0 x 48 / 181,2
A 140 (168.031, 168.131)	60	01/01→08/04	➡			24.0218-0023.1 480077	Ø 180,0 x 48 / 181,2
A 160 CDI (168.006)	55	02/01→08/04					
A 160 (168.033, 168.133)	75	07/97→08/04	➡	09/97→; kurzer Radstand; Baumuster: 168.033		24.0218-0023.1 480077	Ø 180,0 x 48 / 181,2
A 160 CDI (168.007)	44	07/98→02/01	➡	08/98→ 01/01		24.0218-0023.1 480077	Ø 180,0 x 48 / 181,2
A 170 CDI (168.008)	66	07/98→02/01	➡	→ 01/01		24.0218-0023.1 480077	Ø 180,0 x 48 / 181,2
A 170 CDI (168.009, 168.109)	70	02/01→08/04	➡	kurzer Radstand; Baumuster: 168.009		24.0218-0023.1 480077	Ø 180,0 x 48 / 181,2
A 190 (168.032, 168.132)	92	03/99→08/04	➡	05/99→		24.0218-0023.1 480077	Ø 180,0 x 48 / 181,2
 Bremsbackensatz							
A 140 (168.031, 168.131)	60	07/97→08/04	➡	09/97→		03.0137-0349.2 650349	TRW Ø 180 x 42 + HEB
			➡	J078974→		03.0520-3417.3 693417	TRW Ø 180 x 42 Ø 17,78 + RZ / + Zub TopKit
			➡	09/97→; → J078973		03.0520-4619.3 694619	TRW Ø 180 x 42 Ø 19,05 + RZ / + Zub TopKit
A 140 (168.031, 168.131)	60	01/01→08/04	➡			03.0137-0349.2 650349	TRW Ø 180 x 42 + HEB
			➡	J078974→		03.0520-3417.3 693417	TRW Ø 180 x 42 Ø 17,78 + RZ / + Zub TopKit
			➡	→ J078973		03.0520-4619.3 694619	TRW Ø 180 x 42 Ø 19,05 + RZ / + Zub TopKit
A 160 (168.033, 168.133)	75	07/97→08/04	➡	09/97→; kurzer Radstand; Baumuster: 168.033		03.0137-0349.2 650349	TRW Ø 180 x 42 + HEB
			➡	J078974→; kurzer Radstand; Baumuster: 168.033		03.0520-3417.3 693417	TRW Ø 180 x 42 Ø 17,78 + RZ / + Zub TopKit
			➡	09/97→; → J078973; kurzer Radstand; Baumuster: 168.033		03.0520-4619.3 694619	TRW Ø 180 x 42 Ø 19,05 + RZ / + Zub TopKit
A 160 CDI (168.006)	55	02/01→08/04	➡			03.0137-0349.2 650349	TRW Ø 180 x 42 + HEB
						03.0520-3417.3 693417	TRW Ø 180 x 42 Ø 17,78 + RZ / + Zub TopKit
A 160 CDI (168.007)	44	07/98→02/01	➡	08/98→ 01/01		03.0137-0349.2 650349	TRW Ø 180 x 42 + HEB
						03.0520-3417.3 693417	TRW Ø 180 x 42 Ø 17,78 + RZ / + Zub TopKit
A 170 CDI (168.008)	66	07/98→02/01	➡	→ 01/01		03.0137-0349.2 650349	TRW Ø 180 x 42 + HEB

	kw			 	! #		
MERCEDES-BENZ - A-KLASSE (W168) 07/97→08/05							
 Bremsbackensatz							
A 170 CDI (168.008)	66	07/98→02/01	➡	J078974→; → 01/01		03.0520-3417.3 693417	TRW Ø 180 x 42 Ø 17,78 + RZ / + Zub TopKit
			➡	→ J078973		03.0520-4619.3 694619	TRW Ø 180 x 42 Ø 19,05 + RZ / + Zub TopKit
A 170 CDI (168.009, 168.109)	70	02/01→08/04	➡	kurzer Radstand; Baumuster: 168.009		03.0137-0349.2 650349 03.0520-3417.3 693417	TRW Ø 180 x 42 + HEB + RZ / + Zub TopKit
 Bremsbackensatz, Feststellbremse							
A 160 (168.033, 168.133)	75	07/97→08/04	➡	09/97→; langer Radstand; Baumuster: 168.133		03.0137-0170.2 650170	Ø 164 x 20 + Zub
A 170 CDI (168.009, 168.109)	70	02/01→08/04	➡	langer Radstand; Baumuster: 168.109		03.0137-0170.2 650170	Ø 164 x 20 + Zub
A 190 (168.032, 168.132)	92	03/99→08/04	➡	05/99→		03.0137-0170.2 650170	Ø 164 x 20 + Zub
A 210 (168.035, 168.135)	103	12/01→08/04	➡			03.0137-0170.2 650170	Ø 164 x 20 + Zub
Zubehörsatz, Feststellbremsbacken							
A 160 (168.033, 168.133)	75	07/97→08/04		09/97→; langer Radstand; Baumuster: 168.133		03.0137-9703.2 669703 03.0137-9704.2 669704	
A 170 CDI (168.009, 168.109)	70	02/01→08/04		langer Radstand; Baumuster: 168.109		03.0137-9703.2 669703 03.0137-9704.2 669704	
A 190 (168.032, 168.132)	92	03/99→08/04		05/99→		03.0137-9703.2 669703 03.0137-9704.2 669704	
A 210 (168.035, 168.135)	103	12/01→08/04		03/02→		03.0137-9703.2 669703 03.0137-9704.2 669704	
 Seilzug, Feststellbremse							
A 140 (168.031, 168.131)	60	07/97→08/04	←	 J306887→; Trommelbremse	1	24.3727-0400.2 580400	L= 987
			←	 09/97→; → J306886; Trommelbremse	1	24.3727-0440.2 580440	L= 987
			➡	 09/97→; → J306886; Scheiben/Trommel		24.3727-0421.2 580421	L= 1.062
			➡	 J306887→; Scheiben/Trommel		24.3727-0422.2 580422	L= 739
			➡	 09/97→; → J306886; Scheiben/Trommel		24.3727-0422.2 580422	L= 739
			➡	 J306887→; Scheiben/Trommel		24.3727-0439.2 580439	L= 1.056
A 140 (168.031, 168.131)	60	01/01→08/04	←	 J306887→; Trommelbremse	1	24.3727-0400.2 580400	L= 987
A 160 CDI (168.006)	55	02/01→08/04	←	 → J306886; Trommelbremse	1	24.3727-0440.2 580440	L= 987
			➡	 → J306886; Scheiben/Trommel		24.3727-0421.2 580421	L= 1.062
			➡	 J306887→; Scheiben/Trommel		24.3727-0422.2 580422	L= 739
			➡	 → J306886; Scheiben/Trommel		24.3727-0422.2 580422	L= 739
			➡	 J306887→; Scheiben/Trommel		24.3727-0439.2 580439	L= 1.056
A 160 (168.033, 168.133)	75	07/97→08/04	←	 J306887→; kurzer Radstand; Baumuster: 168.033; Trommelbremse	1	24.3727-0400.2 580400	L= 987
			←	 09/97→; langer Radstand; Baumuster: 168.133; Scheibenbremse	1	24.3727-0431.2 580431	L= 1.170
			←	 09/97→; → J306886; kurzer Radstand; Baumuster: 168.033; Trommelbremse	1	24.3727-0440.2 580440	L= 987
			➡	 09/97→; → J306886; kurzer Radstand; Baumuster: 168.033; Scheiben/Trommel		24.3727-0421.2 580421	L= 1.062
			➡	 J306887→; kurzer Radstand; Baumuster: 168.033; Scheiben/Trommel		24.3727-0422.2 580422	L= 739
			➡	 09/97→; → J306886; kurzer Radstand; Baumuster: 168.033; Scheiben/Trommel		24.3727-0422.2 580422	L= 739
			➡	 09/97→; langer Radstand; Baumuster: 168.133; Scheibenbremse		24.3727-0427.2 580427	L= 685
			➡	 09/97→; langer Radstand; Baumuster: 168.133; Scheibenbremse		24.3727-0428.2 580428	L= 1.038
			➡	 J306887→; kurzer Radstand; Baumuster: 168.033; Scheiben/Trommel		24.3727-0439.2 580439	L= 1.056
A 160 CDI (168.007)	44	07/98→02/01	←	 J306887→; → 01/01; Trommelbremse	1	24.3727-0400.2 580400	L= 987
↓							

	kw			 	! #		
MERCEDES-BENZ - A-KLASSE (W168) 07/97→08/05							
Seilzug, Feststellbremse							
A 160 CDI (168.007)	44	07/98→02/01	←	↑; 08/98→; → J306886; Trommelbremse	1	24.3727-0440.2 580440	L= 987
			→	□; 08/98→; → J306886; Scheiben/Trommel		24.3727-0421.2 580421	L= 1.062
			→	□; 08/98→; → J306886; Scheiben/Trommel		24.3727-0422.2 580422	L= 739
			→	□; J306887→; → 01/01; Scheiben/Trommel		24.3727-0422.2 580422	L= 739
			→	□; J306887→; → 01/01; Scheiben/Trommel		24.3727-0439.2 580439	L= 1.056
A 170 CDI (168.008)	66	07/98→02/01	←	↑; J306887→; → 01/01; Trommelbremse	1	24.3727-0400.2 580400	L= 987
			←	↑; → J306886; Trommelbremse	1	24.3727-0440.2 580440	L= 987
			→	□; → J306886; Scheiben/Trommel		24.3727-0421.2 580421	L= 1.062
			→	□; J306887→; → 01/01; Scheiben/Trommel		24.3727-0422.2 580422	L= 739
			→	□; → J306886; Scheiben/Trommel		24.3727-0422.2 580422	L= 739
A 170 CDI (168.009, 168.109)	70	02/01→08/04	←	↑; J306887→; kurzer Radstand; Baumuster: 168.009; Trommelbremse	1	24.3727-0400.2 580400	L= 987
			←	↑; langer Radstand; Baumuster: 168.109; Scheibenbremse	1	24.3727-0431.2 580431	L= 1.170
			←	↑; → J306886; kurzer Radstand; Baumuster: 168.009; Trommelbremse	1	24.3727-0440.2 580440	L= 987
			→	□; → J306886; kurzer Radstand; Baumuster: 168.009; Scheiben/Trommel		24.3727-0421.2 580421	L= 1.062
			→	□; → J306886; kurzer Radstand; Baumuster: 168.009; Scheiben/Trommel		24.3727-0422.2 580422	L= 739
			→	□; J306887→; kurzer Radstand; Baumuster: 168.009; Scheiben/Trommel		24.3727-0422.2 580422	L= 739
			→	□; langer Radstand; Baumuster: 168.109; Scheibenbremse		24.3727-0427.2 580427	L= 685
			→	□; langer Radstand; Baumuster: 168.109; Scheibenbremse		24.3727-0428.2 580428	L= 1.038
A 190 (168.032, 168.132)	92	03/99→08/04	←	↑; J306887→; kurzer Radstand; Baumuster: 168.032; Trommelbremse	1	24.3727-0400.2 580400	L= 987
			←	↑; J306887→; Scheibenbremse	1	24.3727-0400.2 580400	L= 987
			←	↑; 05/99→; langer Radstand; Baumuster: 168.132; Scheibenbremse	1	24.3727-0431.2 580431	L= 1.170
			←	↑; 05/99→; → J306886; Scheibenbremse	1	24.3727-0440.2 580440	L= 987
			←	↑; 05/99→; → J306886; kurzer Radstand; Baumuster: 168.032; Trommelbremse	1	24.3727-0440.2 580440	L= 987
			→	□; 05/99→; → J306886; kurzer Radstand; Baumuster: 168.032; Scheiben/Trommel		24.3727-0421.2 580421	L= 1.062
			→	□; 05/99→; → J306886; kurzer Radstand; Baumuster: 168.032; Scheiben/Trommel		24.3727-0422.2 580422	L= 739
			→	□; J306887→; kurzer Radstand; Baumuster: 168.032; Scheiben/Trommel		24.3727-0422.2 580422	L= 739
			→	□; 05/99→; → J306886; Scheibenbremse		24.3727-0427.2 580427	L= 685
			→	□; J306887→; Scheibenbremse		24.3727-0427.2 580427	L= 685
			→	□; 05/99→; langer Radstand; Baumuster: 168.132; Scheibenbremse		24.3727-0427.2 580427	L= 685
			→	□; 05/99→; langer Radstand; Baumuster: 168.132; Scheibenbremse		24.3727-0428.2 580428	L= 1.038
			→	□; J306887→; Scheibenbremse		24.3727-0428.2 580428	L= 1.038
A 210 (168.035, 168.135)	103	12/01→08/04	←	↑; kurzer Radstand; Baumuster: 168.035; Scheibenbremse	1	24.3727-0400.2 580400	L= 987
			←	↑; langer Radstand; Baumuster: 168.135; Scheibenbremse	1	24.3727-0431.2 580431	L= 1.170

	kW					! #		
MERCEDES-BENZ - A-KLASSE (W168) 07/97→08/05								
 Seilzug, Feststellbremse								
A 210 (168.035, 168.135)	103	12/01→08/04	➡	<input type="checkbox"/> ; kurzer Radstand; Baumuster: 168.035; Scheibenbremse		24.3727-0427.2	580427	L= 685
			➡	<input type="checkbox"/> ; langer Radstand; Baumuster: 168.135; Scheibenbremse		24.3727-0427.2	580427	L= 685
			➡	<input type="checkbox"/> ; langer Radstand; Baumuster: 168.135; Scheibenbremse		24.3727-0428.2	580428	L= 1.038
			➡	<input type="checkbox"/> ; kurzer Radstand; Baumuster: 168.035; Scheibenbremse		24.3727-0428.2	580428	L= 1.038
MERCEDES-BENZ - A-KLASSE (W169) 09/04→06/12								
 Bremsbackensatz, Feststellbremse								
A 150 (169.031, 169.331)	70	09/04→06/12	➡	→ 05/12		03.0137-0170.2	650170	∅ 164 x 20 + Zub
A 160 (169.031, 169.331)	70	04/09→06/12						
A 160 CDI (169.006, 169.306)	60	09/04→06/12						
A 170 (169.032, 169.332)	85	09/04→06/12						
A 180 (169.032, 169.332)	85	04/09→06/12						
A 180 CDI (169.007, 169.307)	80	09/04→06/12						
A 200 (169.033, 169.333)	100	09/04→06/12						
A 200 CDI (169.008, 169.308)	103	09/04→06/12						
A 200 CDI (169.308, 169.008)	100	09/04→06/12						
A 200 TURBO (169.034, 169.334)	142	09/05→06/12						
E-CELL (169.090)	50	12/10→06/12						
Zubehörsatz, Feststellbremsbacken								
A 150 (169.031, 169.331)	70	09/04→06/12		→ 05/12		03.0137-9703.2	669703	
A 160 (169.031, 169.331)	70	04/09→06/12				03.0137-9704.2	669704	
A 160 CDI (169.006, 169.306)	60	09/04→06/12						
A 170 (169.032, 169.332)	85	09/04→06/12						
A 180 (169.032, 169.332)	85	04/09→06/12						
A 180 CDI (169.007, 169.307)	80	09/04→06/12						
A 200 (169.033, 169.333)	100	09/04→06/12						
A 200 CDI (169.008, 169.308)	103	09/04→06/12						
A 200 CDI (169.308, 169.008)	100	09/04→06/12						
A 200 TURBO (169.034, 169.334)	142	09/05→06/12						
E-CELL (169.090)	50	12/10→06/12						
 Seilzug, Feststellbremse								
A 150 (169.031, 169.331)	70	09/04→06/12	←	↑; → 05/12; Scheibenbremse	1	24.3727-0485.2	580485	L= 1.130
A 160 (169.031, 169.331)	70	04/09→06/12	➡	<input type="checkbox"/> ; → 05/12; Scheibenbremse		24.3727-0451.2	580451	L= 1.215
A 160 CDI (169.006, 169.306)	60	09/04→06/12	➡	<input type="checkbox"/> ; → 05/12; Scheibenbremse		24.3727-0452.2	580452	L= 587
A 170 (169.032, 169.332)	85	09/04→06/12						
A 180 (169.032, 169.332)	85	04/09→06/12						
A 180 CDI (169.007, 169.307)	80	09/04→06/12						
A 200 (169.033, 169.333)	100	09/04→06/12						
A 200 CDI (169.008, 169.308)	103	09/04→06/12						
A 200 CDI (169.308, 169.008)	100	09/04→06/12						
A 200 TURBO (169.034, 169.334)	142	09/05→06/12						
E-CELL (169.090)	50	12/10→06/12						

	kw					! #		
MERCEDES-BENZ - B-KLASSE (W245) 03/05→11/11								
 Bremsbackensatz, Feststellbremse								
B 150 (245.231)	70	03/05→11/11	➔	→ 04/11			03.0137-0170.2 650170	Ø 164 x 20 + Zub
B 160 (245.231)	70	04/09→11/11						
B 170 (245.232)	85	03/05→11/11						
B 180 (245.232)	85	04/09→11/11						
B 180 CDI (245.207)	80	03/05→11/11						
B 200 (245.233)	100	03/05→11/11						
B 200 CDI (245.208)	100	03/05→11/11						
B 200 CDI (245.208)	103	03/05→11/11						
B 200 TURBO (245.234)	142	03/05→11/11						
B 170 NGT (245.233)	85	04/08→11/11	➔	→ 04/09			03.0137-0170.2 650170	Ø 164 x 20 + Zub
B 180 NGT (245.233)	85	04/08→11/11	➔	04/09→ 04/11			03.0137-0170.2 650170	Ø 164 x 20 + Zub
Zubehörsatz, Feststellbremsbacken								
B 150 (245.231)	70	03/05→11/11		→ 04/11			03.0137-9703.2 669703	
B 160 (245.231)	70	04/09→11/11					03.0137-9704.2 669704	
B 170 (245.232)	85	03/05→11/11						
B 180 (245.232)	85	04/09→11/11						
B 180 CDI (245.207)	80	03/05→11/11						
B 200 (245.233)	100	03/05→11/11						
B 200 CDI (245.208)	100	03/05→11/11						
B 200 CDI (245.208)	103	03/05→11/11						
B 200 TURBO (245.234)	142	03/05→11/11						
B 170 NGT (245.233)	85	04/08→11/11		→ 04/09			03.0137-9703.2 669703	
							03.0137-9704.2 669704	
B 180 NGT (245.233)	85	04/08→11/11		04/09→ 04/11			03.0137-9703.2 669703	
							03.0137-9704.2 669704	
 Seilzug, Feststellbremse								
B 150 (245.231)	70	03/05→11/11	➔	☐; → 04/11; Scheibenbremse			24.3727-0451.2 580451	L= 1.215
B 160 (245.231)	70	04/09→11/11						
B 170 (245.232)	85	03/05→11/11	➔	☐; → 04/11; Scheibenbremse			24.3727-0452.2 580452	L= 587
B 180 (245.232)	85	04/09→11/11						
B 180 CDI (245.207)	80	03/05→11/11						
B 200 (245.233)	100	03/05→11/11						
B 200 CDI (245.208)	100	03/05→11/11						
B 200 CDI (245.208)	103	03/05→11/11						
B 200 TURBO (245.234)	142	03/05→11/11						
B 170 NGT (245.233)	85	04/08→11/11	➔	☐; → 04/09; Scheibenbremse			24.3727-0451.2 580451	L= 1.215
			➔	☐; → 04/09; Scheibenbremse			24.3727-0452.2 580452	L= 587
B 180 NGT (245.233)	85	04/08→11/11	➔	☐; 04/09→ 04/11; Scheibenbremse			24.3727-0451.2 580451	L= 1.215
			➔	☐; 04/09→ 04/11; Scheibenbremse			24.3727-0452.2 580452	L= 587
MERCEDES-BENZ - CITAN Kasten (415) 11/12→								
 Radbremszylinder								
108 CDI (415.601, 415.603)	55	11/12→	➔	passend für Felgengröße [Zoll]: 14			24.3222-1729.3 020526	Ø 22,2 ALU
109 CDI (415.601, 415.603, 415.605)	66	11/12→						
111 CDI (415.603, 415.605)	81	06/13→						
112 (415.603)	84	06/13→						
108 CDI (415.603)	59	05/19→	➔				24.3222-1729.3 020526	Ø 22,2 ALU
109 CDI (415.603, 415.605)	70	05/19→						
111 CDI (415.603, 415.605)	85	05/19→						
Zubehörsatz, Bremsbacken								
108 CDI (415.601, 415.603)	55	11/12→	➔				03.0137-9228.2 669228	BDX
108 CDI (415.603)	59	05/19→						
109 CDI (415.601, 415.603, 415.605)	66	11/12→						
109 CDI (415.603, 415.605)	70	05/19→						
111 CDI (415.603, 415.605)	81	06/13→						
111 CDI (415.603, 415.605)	85	05/19→						
112 (415.603)	84	06/13→						
 Bremsbackensatz								
108 CDI (415.601, 415.603)	55	11/12→	➔	passend für Felgengröße [Zoll]: 14			03.0137-0496.2 650496	BDX Ø 228 x 42 + HEB
108 CDI (415.603)	59	05/19→					03.0520-7222.3 697222	Ø 228 x 42 Ø 22,2 + RZ / + Zub TopKit
↓								

	kw			 	! #		
MERCEDES-BENZ - CITAN Kasten (415) 11/12→							
 Bremsbackensatz							
109 CDI (415.601, 415.603, 415.605)	66	11/12→	➔	passend für Felgenreöße [Zoll]: 14	03.0137-0496.2	650496	BDX Ø 228 x 42 + HEB
109 CDI (415.603, 415.605)	70	05/19→			03.0520-7222.3	697222	Ø 228 x 42 Ø 22,2 + RZ / + Zub TopKit
111 CDI (415.603, 415.605)	81	06/13→					
111 CDI (415.603, 415.605)	85	05/19→					
112 (415.603)	84	06/13→					
MERCEDES-BENZ - CITAN Kombi / Tourer (415) 11/12→							
 Radbremszylinder							
108 CDI (415.703)	55	11/12→	➔	passend für Felgenreöße [Zoll]: 14	24.3222-1729.3	020526	Ø 22,2 ALU
109 CDI (415.703)	66	11/12→					
111 CDI (415.703, 415.705)	81	06/13→					
112 (415.703)	84	06/13→					
Zubehörsatz, Bremsbacken							
108 CDI (415.703)	55	11/12→	➔		03.0137-9228.2	669228	BDX
109 CDI (415.703)	66	11/12→					
111 CDI (415.703, 415.705)	81	06/13→					
112 (415.703)	84	06/13→					
 Bremsbackensatz							
108 CDI (415.703)	55	11/12→	➔	passend für Felgenreöße [Zoll]: 14	03.0137-0496.2	650496	BDX Ø 228 x 42 + HEB
109 CDI (415.703)	66	11/12→			03.0520-7222.3	697222	Ø 228 x 42 Ø 22,2 + RZ / + Zub TopKit
111 CDI (415.703, 415.705)	81	06/13→					
112 (415.703)	84	06/13→					
MERCEDES-BENZ - CITAN Mixto (415) 11/12→							
 Radbremszylinder							
109 CDI	66	11/12→	➔	passend für Felgenreöße [Zoll]: 14	24.3222-1729.3	020526	Ø 22,2 ALU
111 CDI (415.601, 415.603, 415.605)	81	06/13→					
Zubehörsatz, Bremsbacken							
109 CDI	66	11/12→	➔		03.0137-9228.2	669228	BDX
111 CDI (415.601, 415.603, 415.605)	81	06/13→					
 Bremsbackensatz							
109 CDI	66	11/12→	➔	passend für Felgenreöße [Zoll]: 14	03.0137-0496.2	650496	BDX Ø 228 x 42 + HEB
111 CDI (415.601, 415.603, 415.605)	81	06/13→			03.0520-7222.3	697222	Ø 228 x 42 Ø 22,2 + RZ / + Zub TopKit
MERCEDES-BENZ - C-KLASSE (W202) 03/93→05/00							
 Bremsbackensatz, Feststellbremse							
C 180 (202.018)	89	11/94→05/00	➔		03.0137-0170.2	650170	Ø 164 x 20 + Zub
C 180 (202.018)	90	03/93→05/00					
C 200 (202.020)	100	01/94→05/00					
C 200 CDI (202.134)	75	03/98→05/00					
C 200 D (202.120)	55	03/93→05/00					
C 200 D (202.122)	65	10/96→05/00					
C 200 Kompressor (202.025)	132	10/95→05/00					
C 200 Kompressor (202.025)	141	11/96→05/00					
C 220 CDI (202.133)	92	09/97→05/00					
C 220 D (202.021)	55	07/96→05/00					
C 220 D (202.121)	70	08/93→05/00					
C 230 Kompressor (202.024)	142	10/95→05/00					
C 240 (202.026)	125	06/97→05/00					
C 250 Turbo-D (202.128)	110	10/95→05/00					
C 280 (202.029)	145	06/97→05/00					
C 220 (202.022)	110	03/93→05/00	➔	→ 08/96	03.0137-0170.2	650170	Ø 164 x 20 + Zub
C 230 (202.023)	110	06/96→06/97	➔	07/96→	03.0137-0170.2	650170	Ø 164 x 20 + Zub
C 250 D (202.125)	83	05/93→05/00	➔	06/93→ 08/95	03.0137-0170.2	650170	Ø 164 x 20 + Zub
C 280 (202.028)	142	05/93→05/00	➔	06/93→	03.0137-0170.2	650170	Ø 164 x 20 + Zub
C 36 AMG (202.028)	206	05/94→05/00	➔	→ 08/97	03.0137-0170.2	650170	Ø 164 x 20 + Zub
C 43 AMG (202.033)	225	08/97→05/00	➔	09/97→	03.0137-0170.2	650170	Ø 164 x 20 + Zub
↓							









MERCEDES-BENZ - C-KLASSE (W202) 03/93→05/00































Zubehörsatz, Feststellbremsbacken









C 180 (202.018)	89	11/94→05/00				03.0137-9703.2	669703	
C 180 (202.018)	90	03/93→05/00				03.0137-9704.2	669704	
C 200 (202.020)	100	01/94→05/00						
C 200 CDI (202.134)	75	03/98→05/00						
C 200 D (202.120)	55	03/93→05/00						
C 200 D (202.122)	65	10/96→05/00						
C 200 Kompressor (202.025)	132	10/95→05/00						
C 200 Kompressor (202.025)	141	11/96→05/00						
C 220 CDI (202.133)	92	09/97→05/00						
C 220 D (202.021)	55	07/96→05/00						
C 220 D (202.121)	70	08/93→05/00						
C 230 Kompressor (202.024)	142	10/95→05/00						
C 240 (202.026)	125	06/97→05/00						
C 250 Turbo-D (202.128)	110	10/95→05/00						
C 280 (202.029)	145	06/97→05/00						
C 220 (202.022)	110	03/93→05/00		→ 08/96		03.0137-9703.2	669703	
						03.0137-9704.2	669704	
C 230 (202.023)	110	06/96→06/97		07/96→		03.0137-9703.2	669703	
						03.0137-9704.2	669704	
C 250 D (202.125)	83	05/93→05/00		06/93→ 08/95		03.0137-9703.2	669703	
						03.0137-9704.2	669704	
C 280 (202.028)	142	05/93→05/00		06/93→		03.0137-9703.2	669703	
						03.0137-9704.2	669704	
C 36 AMG (202.028)	206	05/94→05/00		→ 08/97		03.0137-9703.2	669703	
						03.0137-9704.2	669704	
C 43 AMG (202.033)	225	08/97→05/00		09/97→		03.0137-9703.2	669703	
						03.0137-9704.2	669704	









Seilzug, Feststellbremse











C 180 (202.018)	89	11/94→05/00	←	↑; für Linkslenker; Scheibenbremse	1	24.3727-0423.2	580423	L= 2.554
C 180 (202.018)	90	03/93→05/00	→	□; Scheibenbremse		24.3727-0418.2	580418	L= 960
C 200 (202.020)	100	01/94→05/00	→	□; Scheibenbremse		24.3727-0419.2	580419	L= 925
C 200 CDI (202.134)	75	03/98→05/00	→	□; Scheibenbremse				
C 200 D (202.120)	55	03/93→05/00						
C 200 D (202.122)	65	10/96→05/00						
C 200 Kompressor (202.025)	132	10/95→05/00						
C 200 Kompressor (202.025)	141	11/96→05/00						
C 220 CDI (202.133)	92	09/97→05/00						
C 220 D (202.021)	55	07/96→05/00						
C 220 D (202.121)	70	08/93→05/00						
C 230 Kompressor (202.024)	142	10/95→05/00						
C 240 (202.026)	125	06/97→05/00						
C 280 (202.029)	145	06/97→05/00						
C 220 (202.022)	110	03/93→05/00	←	↑; → 08/96; für Linkslenker; Scheibenbremse	1	24.3727-0423.2	580423	L= 2.554
			→	□; → 08/96; Scheibenbremse		24.3727-0418.2	580418	L= 960
			→	□; → 08/96; Scheibenbremse		24.3727-0419.2	580419	L= 925
C 230 (202.023)	110	06/96→06/97	←	↑; 07/96→; für Linkslenker; Scheibenbremse	1	24.3727-0423.2	580423	L= 2.554
			→	□; 07/96→; Scheibenbremse		24.3727-0418.2	580418	L= 960
			→	□; 07/96→; Scheibenbremse		24.3727-0419.2	580419	L= 925
C 250 D (202.125)	83	05/93→05/00	←	↑; 06/93→ 08/95; für Linkslenker; Scheibenbremse	1	24.3727-0423.2	580423	L= 2.554
			→	□; 06/93→ 08/95; Scheibenbremse		24.3727-0418.2	580418	L= 960
			→	□; 06/93→ 08/95; Scheibenbremse		24.3727-0419.2	580419	L= 925
C 250 Turbo-D (202.128)	110	10/95→05/00	←	↑; für Linkslenker; Scheibenbremse	1	24.3727-0423.2	580423	L= 2.554
			→	□; für Linkslenker; Scheibenbremse		24.3727-0418.2	580418	L= 960
			→	□; für Rechtslenker; Scheibenbremse		24.3727-0418.2	580418	L= 960
			→	□; für Linkslenker; Scheibenbremse		24.3727-0419.2	580419	L= 925
			→	□; für Rechtslenker; Scheibenbremse		24.3727-0419.2	580419	L= 925
C 280 (202.028)	142	05/93→05/00	←	↑; 06/93→; für Linkslenker; Scheibenbremse	1	24.3727-0423.2	580423	L= 2.554
			→	□; 06/93→; Scheibenbremse		24.3727-0418.2	580418	L= 960
			→	□; 06/93→; Scheibenbremse		24.3727-0419.2	580419	L= 925










	kW				! #		
MERCEDES-BENZ - C-KLASSE (W202) 03/93→05/00							
 Seilzug, Feststellbremse							
C 36 AMG (202.028)	206	05/94→05/00	←	↑; → 08/97; für Linkslenker; Scheibenbremse	1	24.3727-0423.2 580423	L= 2.554
			→	□; → 08/97; Scheibenbremse		24.3727-0418.2 580418	L= 960
			→	▣; → 08/97; Scheibenbremse		24.3727-0419.2 580419	L= 925
C 43 AMG (202.033)	225	08/97→05/00	←	↑; 09/97→; für Linkslenker; Scheibenbremse	1	24.3727-0423.2 580423	L= 2.554
			→	□; 09/97→; Scheibenbremse		24.3727-0418.2 580418	L= 960
			→	▣; 09/97→; Scheibenbremse		24.3727-0419.2 580419	L= 925
MERCEDES-BENZ - C-KLASSE (W203) 05/00→12/07							
 Bremsbackensatz, Feststellbremse							
C 180 (203.035)	95	10/00→05/02	→			03.0137-4013.2 654013	Ø 164 x 20 + Zub
C 180 Kompressor (203.046)	105	05/02→02/07					
C 200 CDI (203.004)	75	02/01→06/03					
C 200 CDI (203.004)	85	09/00→06/03					
C 200 CDI (203.007)	90	04/03→02/07					
C 200 CGI Kompressor (203.043)	125	07/03→02/07					
C 200 Kompressor (203.042)	120	05/02→02/07					
C 220 CDI (203.006)	100	05/00→02/07					
C 220 CDI (203.006)	105	05/00→02/07					
C 230 Kompressor (203.040)	141	02/04→02/07					
C 240 (203.061)	125	05/00→02/07					
C 240 4-matic (203.081)	125	07/02→02/07					
C 270 CDI (203.016)	120	12/00→02/07					
C 270 CDI (203.016)	125	12/00→02/07					
C 30 CDI AMG (203.018)	170	01/03→02/07					
C 320 (203.064)	160	05/00→02/07					
C 320 4-matic (203.084)	160	07/02→02/07					
C 55 AMG (203.076)	270	02/04→02/07					
C 200 Kompressor (203.045)	120	05/00→06/02	→	→ 05/02		03.0137-4013.2 654013	Ø 164 x 20 + Zub
C 220 CDI (203.008)	110	02/03→02/07	→	02/04→		03.0137-4013.2 654013	Ø 164 x 20 + Zub
C 230 (203.052)	150	01/05→02/07	→	06/05→		03.0137-4013.2 654013	Ø 164 x 20 + Zub
C 280 (203.054)	170	01/05→02/07					
C 280 4-matic (203.092)	170	01/05→02/07					
C 350 (203.056)	200	01/05→02/07					
C 350 4-matic (203.087)	200	01/05→02/07					
C 320 CDI (203.020)	165	01/05→02/07	→	02/05→		03.0137-4013.2 654013	Ø 164 x 20 + Zub
C 32 AMG Kompressor (203.065)	260	02/01→02/07	→	03/01→		03.0137-4013.2 654013	Ø 164 x 20 + Zub
Zubehörsatz, Feststellbremsbacken							
C 180 (203.035)	95	10/00→05/02				03.0137-9248.2 669248	
C 180 Kompressor (203.046)	105	05/02→02/07				03.0137-9703.2 669703	
C 200 CDI (203.004)	75	02/01→06/03				03.0137-9704.2 669704	
C 200 CDI (203.004)	85	09/00→06/03					
C 200 CDI (203.007)	90	04/03→02/07					
C 200 CGI Kompressor (203.043)	125	07/03→02/07					
C 200 Kompressor (203.042)	120	05/02→02/07					
C 220 CDI (203.006)	100	05/00→02/07					
C 220 CDI (203.006)	105	05/00→02/07					
C 230 Kompressor (203.040)	141	02/04→02/07					
C 240 (203.061)	125	05/00→02/07					
C 240 4-matic (203.081)	125	07/02→02/07					
C 270 CDI (203.016)	120	12/00→02/07					
C 270 CDI (203.016)	125	12/00→02/07					
C 30 CDI AMG (203.018)	170	01/03→02/07					
C 320 (203.064)	160	05/00→02/07					
C 320 4-matic (203.084)	160	07/02→02/07					
C 55 AMG (203.076)	270	02/04→02/07					
C 200 Kompressor (203.045)	120	05/00→06/02		→ 05/02		03.0137-9248.2 669248	
						03.0137-9703.2 669703	
						03.0137-9704.2 669704	
C 220 CDI (203.008)	110	02/03→02/07		02/04→		03.0137-9248.2 669248	
						03.0137-9703.2 669703	
↓							






























	kw			 	! #		
MERCEDES-BENZ - C-KLASSE (W203) 05/00→12/07							
Zubehörsatz, Feststellbremsbacken							
C 220 CDI (203.008)	110	02/03→02/07		02/04→		03.0137-9704.2 669704	
C 230 (203.052)	150	01/05→02/07		06/05→		03.0137-9248.2 669248	
C 280 (203.054)	170	01/05→02/07				03.0137-9703.2 669703	
C 280 4-matic (203.092)	170	01/05→02/07				03.0137-9704.2 669704	
C 350 (203.056)	200	01/05→02/07				03.0137-9704.2 669704	
C 350 4-matic (203.087)	200	01/05→02/07				03.0137-9704.2 669704	
C 320 CDI (203.020)	165	01/05→02/07		02/05→		03.0137-9248.2 669248	
						03.0137-9703.2 669703	
						03.0137-9704.2 669704	
C 32 AMG Kompressor (203.065)	260	02/01→02/07		03/01→		03.0137-9248.2 669248	
						03.0137-9703.2 669703	
						03.0137-9704.2 669704	
 Seilzug, Feststellbremse							
C 180 (203.035)	95	10/00→05/02	←	 ; für Linkslenker; Scheibenbremse	1	24.3727-0429.2 580429	L= 2.735
C 180 Kompressor (203.046)	105	05/02→02/07	→	 ; Scheibenbremse		24.3727-0430.2 580430	L= 925
C 200 CDI (203.004)	75	02/01→06/03	→	 ; Scheibenbremse		24.3727-0436.2 580436	L= 900
C 200 CDI (203.004)	85	09/00→06/03					
C 200 CDI (203.007)	90	04/03→02/07					
C 200 CGI Kompressor (203.043)	125	07/03→02/07					
C 200 Kompressor (203.042)	120	05/02→02/07					
C 220 CDI (203.006)	100	05/00→02/07					
C 220 CDI (203.006)	105	05/00→02/07					
C 230 Kompressor (203.040)	141	02/04→02/07					
C 240 (203.061)	125	05/00→02/07					
C 240 4-matic (203.081)	125	07/02→02/07					
C 270 CDI (203.016)	120	12/00→02/07					
C 270 CDI (203.016)	125	12/00→02/07					
C 30 CDI AMG (203.018)	170	01/03→02/07					
C 320 (203.064)	160	05/00→02/07					
C 320 4-matic (203.084)	160	07/02→02/07					
C 55 AMG (203.076)	270	02/04→02/07					
C 200 Kompressor (203.045)	120	05/00→06/02	←	 ; → 05/02; für Linkslenker; Scheibenbremse	1	24.3727-0429.2 580429	L= 2.735
			→	 ; → 05/02; Scheibenbremse		24.3727-0430.2 580430	L= 925
			→	 ; → 05/02; Scheibenbremse		24.3727-0436.2 580436	L= 900
C 220 CDI (203.008)	110	02/03→02/07	←	 ; 02/04→; für Linkslenker; Scheibenbremse	1	24.3727-0429.2 580429	L= 2.735
			→	 ; 02/04→; Scheibenbremse		24.3727-0430.2 580430	L= 925
			→	 ; 02/04→; Scheibenbremse		24.3727-0436.2 580436	L= 900
C 230 (203.052)	150	01/05→02/07	←	 ; 06/05→; für Linkslenker; Scheibenbremse	1	24.3727-0429.2 580429	L= 2.735
C 280 (203.054)	170	01/05→02/07					
C 350 (203.056)	200	01/05→02/07	→	 ; 06/05→; Scheibenbremse		24.3727-0430.2 580430	L= 925
C 350 4-matic (203.087)	200	01/05→02/07	→	 ; 06/05→; Scheibenbremse		24.3727-0436.2 580436	L= 900
C 280 4-matic (203.092)	170	01/05→02/07	←	 ; 06/05→; für Linkslenker; Scheibenbremse	1	24.3727-0429.2 580429	L= 2.735
			→	 ; 06/05→; für Linkslenker; Scheibenbremse		24.3727-0430.2 580430	L= 925
			→	 ; 06/05→; für Linkslenker; Scheibenbremse		24.3727-0436.2 580436	L= 900
C 320 CDI (203.020)	165	01/05→02/07	←	 ; 02/05→; für Linkslenker; Scheibenbremse	1	24.3727-0429.2 580429	L= 2.735
			→	 ; 02/05→; Scheibenbremse		24.3727-0430.2 580430	L= 925
			→	 ; 02/05→; Scheibenbremse		24.3727-0436.2 580436	L= 900
C 32 AMG Kompressor (203.065)	260	02/01→02/07	←	 ; 03/01→; für Linkslenker; Scheibenbremse	1	24.3727-0429.2 580429	L= 2.735
			→	 ; 03/01→; Scheibenbremse		24.3727-0430.2 580430	L= 925
			→	 ; 03/01→; Scheibenbremse		24.3727-0436.2 580436	L= 900
MERCEDES-BENZ - C-KLASSE (W204) 01/07→01/15							
 Bremsbackensatz, Feststellbremse							
C 180 CDI (204.000)	88	01/11→01/14	→			03.0137-4005.2 654005	Ø 164 x 25 + Zub
C 180 Kompressor (204.044, 204.045)	115	01/08→01/14					
C 200 CDI (204.001)	100	01/11→01/14					
C 220 CDI (204.002)	120	10/08→01/14					
↓							










	kW			 	! #		
MERCEDES-BENZ - C-KLASSE (W204) 01/07→01/15							
 Bremsbackensatz, Feststellbremse							
C 220 CDI (204.002)	125	12/08→01/14	➔			03.0137-4005.2 654005	Ø 164 x 25 + Zub
C 220 CDI 4-matic (204.084)	125	02/13→01/14					
C 230 4-matic (204.085)	150	07/07→01/14					
C 250 CDI 4-matic (204.082)	150	01/11→01/14					
C 250 CGI (204.047)	150	07/09→01/14					
C 280 4-matic (204.081)	170	07/07→01/14					
C 300 (204.054)	170	07/09→01/14					
C 300 (204.055)	185	02/11→01/14					
C 300 4-matic (204.080)	185	02/11→01/14					
C 300 CDI 4-matic (204.092)	170	01/11→01/14					
C 320 CDI 4-matic (204.089)	165	07/07→01/14					
C 350 (204.057)	225	01/11→01/14					
C 350 4-matic (204.087)	200	07/07→01/14					
C 350 4-matic (204.088)	225	01/11→01/14					
C 350 CDI (204.022)	165	07/09→01/14					
C 350 CDI (204.023)	195	06/11→01/14					
C 350 CDI (204.025)	170	10/09→01/14					
C 350 CDI 4-matic (204.089)	165	07/09→01/14					
C 350 CDI 4-matic (204.092)	170	10/09→01/14					
C 350 CGI (204.065)	215	09/08→01/14					
C 63 AMG (204.077)	336	02/08→01/14					
C 63 AMG (204.077)	358	02/08→01/14					
C 63 AMG (204.077)	373	02/08→01/14					
C 180 CGI (204.031)	115	01/08→01/14	➔	04/09→		03.0137-4005.2 654005	Ø 164 x 25 + Zub
C 180 CGI (204.049)	115	01/07→01/14					
C 200 CGI (204.048)	135	01/07→01/14					
C 300 4-matic (204.081)	170	07/07→01/14					
C 180 Kompressor (204.046)	115	01/07→01/14	➔	03/07→		03.0137-4005.2 654005	Ø 164 x 25 + Zub
C 200 CDI (204.007, 204.006)	100	01/07→12/09					
C 200 Kompressor (204.041)	135	01/07→01/14					
C 220 CDI (204.008)	120	01/07→11/08					
C 220 CDI (204.008)	125	01/07→11/08					
C 230 (204.052)	150	01/07→01/14					
C 280 (204.054)	170	01/07→01/14					
C 320 CDI (204.022)	165	01/07→01/14					
C 350 (204.056)	200	01/07→01/14					
C 250 CDI (204.003)	150	08/08→01/14	➔	10/08→		03.0137-4005.2 654005	Ø 164 x 25 + Zub
Zubehörsatz, Feststellbremsbacken							
C 180 CDI (204.000)	88	01/11→01/14				03.0137-9703.2 669703	
C 180 Kompressor (204.044, 204.045)	115	01/08→01/14				03.0137-9704.2 669704	
C 200 CDI (204.001)	100	01/11→01/14					
C 220 CDI (204.002)	120	10/08→01/14					
C 220 CDI (204.002)	125	12/08→01/14					
C 220 CDI 4-matic (204.084)	125	02/13→01/14					
C 230 4-matic (204.085)	150	07/07→01/14					
C 250 CDI 4-matic (204.082)	150	01/11→01/14					
C 250 CGI (204.047)	150	07/09→01/14					
C 280 4-matic (204.081)	170	07/07→01/14					
C 300 (204.054)	170	07/09→01/14					
C 300 (204.055)	185	02/11→01/14					
C 300 4-matic (204.080)	185	02/11→01/14					
C 300 CDI 4-matic (204.092)	170	01/11→01/14					
C 320 CDI 4-matic (204.089)	165	07/07→01/14					
C 350 (204.057)	225	01/11→01/14					
C 350 4-matic (204.087)	200	07/07→01/14					
C 350 4-matic (204.088)	225	01/11→01/14					
C 350 CDI (204.022)	165	07/09→01/14					
C 350 CDI (204.023)	195	06/11→01/14					
C 350 CDI (204.025)	170	10/09→01/14					
C 350 CDI 4-matic (204.089)	165	07/09→01/14					
C 350 CDI 4-matic (204.092)	170	10/09→01/14					
C 350 CGI (204.065)	215	09/08→01/14					
C 63 AMG (204.077)	336	02/08→01/14					
C 63 AMG (204.077)	358	02/08→01/14					
C 63 AMG (204.077)	373	02/08→01/14					
↓							










	kW				! #			
MERCEDES-BENZ - C-KLASSE (W204) 01/07→01/15								
Zubehörsatz, Feststellbremsbacken								
C 180 CGI (204.031)	115	01/08→01/14		04/09→		03.0137-9703.2	669703	
C 180 CGI (204.049)	115	01/07→01/14				03.0137-9704.2	669704	
C 200 CGI (204.048)	135	01/07→01/14						
C 300 4-matic (204.081)	170	07/07→01/14						
C 180 Kompressor (204.046)	115	01/07→01/14		03/07→		03.0137-9703.2	669703	
C 200 CDI (204.007, 204.006)	100	01/07→12/09				03.0137-9704.2	669704	
C 200 Kompressor (204.041)	135	01/07→01/14						
C 220 CDI (204.008)	120	01/07→11/08						
C 220 CDI (204.008)	125	01/07→11/08						
C 230 (204.052)	150	01/07→01/14						
C 280 (204.054)	170	01/07→01/14						
C 320 CDI (204.022)	165	01/07→01/14						
C 350 (204.056)	200	01/07→01/14						
C 250 CDI (204.003)	150	08/08→01/14		10/08→		03.0137-9703.2	669703	
						03.0137-9704.2	669704	
 Seilzug, Feststellbremse								
C 180 CDI (204.000)	88	01/11→01/14	←	↑; für Linkslenker; Scheibenbremse	1	24.3727-0465.2	580465	L= 2.057
C 180 Kompressor (204.044, 204.045)	115	01/08→01/14	→	↓; Scheibenbremse	2	24.3727-0467.2	580467	L= 728
C 200 CDI (204.001)	100	01/11→01/14	→	↓; Scheibenbremse	1	24.3727-0470.2	580470	L= 1.152
C 220 CDI (204.002)	120	10/08→01/14						
C 220 CDI (204.002)	125	12/08→01/14						
C 220 CDI 4-matic (204.084)	125	02/13→01/14						
C 230 4-matic (204.085)	150	07/07→01/14						
C 250 CDI 4-matic (204.082)	150	01/11→01/14						
C 250 CGI (204.047)	150	07/09→01/14						
C 280 4-matic (204.081)	170	07/07→01/14						
C 300 (204.054)	170	07/09→01/14						
C 300 (204.055)	185	02/11→01/14						
C 300 4-matic (204.080)	185	02/11→01/14						
C 300 CDI 4-matic (204.092)	170	01/11→01/14						
C 320 CDI 4-matic (204.089)	165	07/07→01/14						
C 350 (204.057)	225	01/11→01/14						
C 350 4-matic (204.087)	200	07/07→01/14						
C 350 4-matic (204.088)	225	01/11→01/14						
C 350 CDI (204.022)	165	07/09→01/14						
C 350 CDI (204.023)	195	06/11→01/14						
C 350 CDI (204.025)	170	10/09→01/14						
C 350 CDI 4-matic (204.089)	165	07/09→01/14						
C 350 CDI 4-matic (204.092)	170	10/09→01/14						
C 350 CGI (204.065)	215	09/08→01/14						
C 63 AMG (204.077)	336	02/08→01/14						
C 63 AMG (204.077)	358	02/08→01/14						
C 63 AMG (204.077)	373	02/08→01/14						
C 180 CGI (204.031)	115	01/08→01/14	←	↑; 04/09→; für Linkslenker; Scheibenbremse	1	24.3727-0465.2	580465	L= 2.057
C 180 CGI (204.049)	115	01/07→01/14						
C 200 CGI (204.048)	135	01/07→01/14	→	↓; 04/09→; Scheibenbremse	2	24.3727-0467.2	580467	L= 728
C 300 4-matic (204.081)	170	07/07→01/14	→	↓; 04/09→; Scheibenbremse	1	24.3727-0470.2	580470	L= 1.152
C 180 Kompressor (204.046)	115	01/07→01/14	←	↑; 03/07→; für Linkslenker; Scheibenbremse	1	24.3727-0465.2	580465	L= 2.057
C 200 CDI (204.007, 204.006)	100	01/07→12/09	→	↓; 03/07→; Scheibenbremse	2	24.3727-0467.2	580467	L= 728
C 200 Kompressor (204.041)	135	01/07→01/14	→	↓; 03/07→; Scheibenbremse	1	24.3727-0470.2	580470	L= 1.152
C 220 CDI (204.008)	120	01/07→11/08						
C 220 CDI (204.008)	125	01/07→11/08						
C 230 (204.052)	150	01/07→01/14						
C 280 (204.054)	170	01/07→01/14						
C 320 CDI (204.022)	165	01/07→01/14						
C 350 (204.056)	200	01/07→01/14						
C 250 CDI (204.003)	150	08/08→01/14	←	↑; 10/08→; für Linkslenker; Scheibenbremse	1	24.3727-0465.2	580465	L= 2.057
			→	↓; 10/08→; Scheibenbremse	2	24.3727-0467.2	580467	L= 728
			→	↓; 10/08→; Scheibenbremse	1	24.3727-0470.2	580470	L= 1.152
MERCEDES-BENZ - C-KLASSE Coupe (C204) 01/11→								
 Bremsbackensatz, Feststellbremse								
C 180 (204.331)	115	01/13→				03.0137-4005.2	654005	Ø 164 x 25 + Zub
↓								








	kW					! #		
MERCEDES-BENZ - C-KLASSE Coupe (C204) 01/11→								
 Bremsbackensatz, Feststellbremse								
C 180 (204.349)	115	06/11→					03.0137-4005.2 654005	Ø 164 x 25 + Zub
C 200 CGI (204.348)	135	06/11→						
C 220 CDI (204.302)	120	06/11→						
C 220 CDI (204.302)	125	06/11→						
C 250 (204.347)	150	06/11→						
C 250 CDI (204.303)	150	06/11→						
C 350 (204.357)	225	06/11→						
C 63 AMG (204.377)	336	06/11→						
C 63 AMG (204.377)	358	01/12→						
C 63 AMG (204.377)	373	11/12→						
C 63 AMG (204.377)	380	01/12→					03.0137-4007.2 654007	Ø 180 x 25 - HEB / + Zub
Zubehörsatz, Feststellbremsbacken								
C 180 (204.331)	115	01/13→					03.0137-9703.2 669703	
C 180 (204.349)	115	06/11→					03.0137-9704.2 669704	
C 200 CGI (204.348)	135	06/11→						
C 220 CDI (204.302)	120	06/11→						
C 220 CDI (204.302)	125	06/11→						
C 250 (204.347)	150	06/11→						
C 250 CDI (204.303)	150	06/11→						
C 350 (204.357)	225	06/11→						
C 63 AMG (204.377)	336	06/11→						
C 63 AMG (204.377)	358	01/12→						
C 63 AMG (204.377)	373	11/12→						
 Seilzug, Feststellbremse								
C 180 (204.331)	115	01/13→		<input type="checkbox"/>	für Rechtslenker	1	24.3727-0470.2 580470	L= 1.152
C 180 (204.349)	115	06/11→		<input type="checkbox"/>	für Linkslenker; Scheibenbremse	1	24.3727-0470.2 580470	L= 1.152
C 200 CGI (204.348)	135	06/11→		<input type="checkbox"/>	für Linkslenker; Scheibenbremse	1	24.3727-0465.2 580465	L= 2.057
C 220 CDI (204.302)	120	06/11→	←	<input type="checkbox"/>	für Linkslenker; Scheibenbremse	1	24.3727-0465.2 580465	L= 2.057
C 220 CDI (204.302)	125	06/11→	→	<input type="checkbox"/>	für Linkslenker; Scheibenbremse	2	24.3727-0467.2 580467	L= 728
C 250 (204.347)	150	06/11→	→	<input type="checkbox"/>	für Rechtslenker	2	24.3727-0467.2 580467	L= 728
C 250 CDI (204.303)	150	06/11→	→	<input type="checkbox"/>	für Rechtslenker	2	24.3727-0467.2 580467	L= 728
C 350 (204.357)	225	06/11→						
C 63 AMG (204.377)	336	06/11→						
C 63 AMG (204.377)	358	01/12→						
C 63 AMG (204.377)	373	11/12→						
C 63 AMG (204.377)	380	01/12→		<input type="checkbox"/>	Scheibenbremse	1	24.3727-0470.2 580470	L= 1.152
			←	<input type="checkbox"/>	für Linkslenker; Scheibenbremse	1	24.3727-0465.2 580465	L= 2.057
			→	<input type="checkbox"/>	Scheibenbremse	2	24.3727-0478.2 580478	L= 743
MERCEDES-BENZ - C-KLASSE Sportcoupe (CL203) 03/01→06/11								
 Bremsbackensatz, Feststellbremse								
C 160 Kompressor (203.730)	90	05/02→05/08	→		04/05→		03.0137-4013.2 654013	Ø 164 x 20 + Zub
C 180 (203.735)	95	03/01→05/02	→				03.0137-4013.2 654013	Ø 164 x 20 + Zub
C 180 Kompressor (203.746)	105	05/02→05/08						
C 200 Kompressor (203.742)	120	05/02→05/08						
C 200 Kompressor (203.745)	120	03/01→05/02						
C 220 CDI	100	03/01→01/04						
C 220 CDI (203.706)	105	03/01→01/04						
C 220 CDI (203.708)	110	02/04→05/08						
C 230 Kompressor (203.740)	141	05/02→05/08						
C 230 Kompressor (203.747)	145	03/01→05/02						
C 30 CDI AMG (203.718)	170	09/02→05/08						
C 320 (203.764)	160	09/02→05/08						
C 200 CDI (203.707)	90	03/03→05/08	→		07/03→		03.0137-4013.2 654013	Ø 164 x 20 + Zub
C 200 CGI Kompressor (203.743)	125	03/03→05/08						
C 230 (203.752)	150	01/05→05/08	→		06/05→		03.0137-4013.2 654013	Ø 164 x 20 + Zub
C 350 (203.756)	200	01/05→05/08						
Zubehörsatz, Feststellbremsbacken								
C 160 Kompressor (203.730)	90	05/02→05/08			04/05→		03.0137-9703.2 669703	
			→		04/05→		03.0137-9704.2 669704	
C 180 (203.735)	95	03/01→05/02					03.0137-9703.2 669703	
C 180 Kompressor (203.746)	105	05/02→05/08					03.0137-9704.2 669704	
C 200 Kompressor (203.742)	120	05/02→05/08	→				03.0137-9248.2 669248	
↓								












	kW					! #		
MERCEDES-BENZ - C-KLASSE Sportcoupe (CL203) 03/01→06/11								
Zubehörsatz, Feststellbremsbacken								
C 200 Kompressor (203.745)	120	03/01→05/02					03.0137-9703.2 669703	
C 220 CDI	100	03/01→01/04					03.0137-9704.2 669704	
C 220 CDI (203.706)	105	03/01→01/04	➔				03.0137-9248.2 669248	
C 220 CDI (203.708)	110	02/04→05/08						
C 230 Kompressor (203.740)	141	05/02→05/08						
C 230 Kompressor (203.747)	145	03/01→05/02						
C 30 CDI AMG (203.718)	170	09/02→05/08						
C 320 (203.764)	160	09/02→05/08						
C 200 CDI (203.707)	90	03/03→05/08		07/03→			03.0137-9703.2 669703	
C 200 CGI Kompressor (203.743)	125	03/03→05/08	➔	07/03→			03.0137-9704.2 669704	
							03.0137-9248.2 669248	
C 230 (203.752)	150	01/05→05/08		06/05→			03.0137-9703.2 669703	
C 350 (203.756)	200	01/05→05/08	➔	06/05→			03.0137-9704.2 669704	
							03.0137-9248.2 669248	
 Seilzug, Feststellbremse								
C 160 Kompressor (203.730)	90	05/02→05/08	➔	⬆; 04/05→; für Linkslenker; Scheibenbremse	1	24.3727-0429.2 580429	L= 2.735	
			➔	☐; 04/05→; Scheibenbremse		24.3727-0430.2 580430	L= 925	
			➔	☐; 04/05→; Scheibenbremse		24.3727-0436.2 580436	L= 900	
C 180 (203.735)	95	03/01→05/02	➔	⬆; für Linkslenker; Scheibenbremse	1	24.3727-0429.2 580429	L= 2.735	
C 180 Kompressor (203.746)	105	05/02→05/08	➔	☐; Scheibenbremse		24.3727-0430.2 580430	L= 925	
C 200 Kompressor (203.742)	120	05/02→05/08	➔	☐; Scheibenbremse		24.3727-0436.2 580436	L= 900	
C 200 Kompressor (203.745)	120	03/01→05/02						
C 220 CDI	100	03/01→01/04						
C 220 CDI (203.706)	105	03/01→01/04						
C 220 CDI (203.708)	110	02/04→05/08						
C 230 Kompressor (203.740)	141	05/02→05/08						
C 230 Kompressor (203.747)	145	03/01→05/02						
C 30 CDI AMG (203.718)	170	09/02→05/08						
C 320 (203.764)	160	09/02→05/08						
C 200 CDI (203.707)	90	03/03→05/08	➔	⬆; 07/03→; für Linkslenker; Scheibenbremse	1	24.3727-0429.2 580429	L= 2.735	
C 200 CGI Kompressor (203.743)	125	03/03→05/08	➔	☐; 07/03→; Scheibenbremse		24.3727-0430.2 580430	L= 925	
			➔	☐; 07/03→; Scheibenbremse		24.3727-0436.2 580436	L= 900	
C 230 (203.752)	150	01/05→05/08	➔	⬆; 06/05→; für Linkslenker; Scheibenbremse	1	24.3727-0429.2 580429	L= 2.735	
C 350 (203.756)	200	01/05→05/08	➔	☐; 06/05→; Scheibenbremse		24.3727-0430.2 580430	L= 925	
			➔	☐; 06/05→; Scheibenbremse		24.3727-0436.2 580436	L= 900	
MERCEDES-BENZ - C-KLASSE T-Model (S202) 06/96→03/01								
 Bremsbackensatz, Feststellbremse								
C 180 T (202.078)	90	06/96→09/00	➔			03.0137-0170.2 650170	∅ 164 x 20 + Zub	
C 180 T (202.081)	95	09/00→03/01						
C 200 T (202.080)	100	06/96→03/01						
C 200 T CDI (202.194)	75	03/98→03/01						
C 200 T D (202.180)	65	10/96→03/01						
C 200 T Kompressor (202.082)	141	11/96→03/01						
C 200 T Kompressor (202.087)	120	09/00→03/01						
C 220 T CDI (202.193)	92	09/97→03/01						
C 220 T D (202.182)	55	06/96→03/01						
C 220 T D (202.182)	70	06/96→09/98						
C 230 T Kompressor (202.085)	142	06/97→09/00						
C 240 T (202.086)	125	06/97→09/00						
C 240 T (202.088)	125	09/00→03/01						
C 250 T Turbo-D (202.188)	110	06/96→03/01						
C 280 T (202.089)	145	06/97→03/01						
C 230 T (202.083)	110	06/96→06/98	➔	→ 06/97		03.0137-0170.2 650170	∅ 164 x 20 + Zub	
C 43 AMG (202.093)	225	08/97→03/01	➔	09/97→		03.0137-0170.2 650170	∅ 164 x 20 + Zub	
↓								








	kW					! #		
MERCEDES-BENZ - C-KLASSE T-Model (S202) 06/96→03/01								
Zubehörsatz, Feststellbremsbacken								
C 180 T (202.078)	90	06/96→09/00					03.0137-9703.2 669703	
C 180 T (202.081)	95	09/00→03/01					03.0137-9704.2 669704	
C 200 T (202.080)	100	06/96→03/01						
C 200 T CDI (202.194)	75	03/98→03/01						
C 200 T D (202.180)	65	10/96→03/01						
C 200 T Kompressor (202.082)	141	11/96→03/01						
C 200 T Kompressor (202.087)	120	09/00→03/01						
C 220 T CDI (202.193)	92	09/97→03/01						
C 220 T D (202.182)	55	06/96→03/01						
C 220 T D (202.182)	70	06/96→09/98						
C 230 T Kompressor (202.085)	142	06/97→09/00						
C 240 T (202.086)	125	06/97→09/00						
C 240 T (202.088)	125	09/00→03/01						
C 250 T Turbo-D (202.188)	110	06/96→03/01						
C 280 T (202.089)	145	06/97→03/01						
C 230 T (202.083)	110	06/96→06/98		→ 06/97			03.0137-9703.2 669703 03.0137-9704.2 669704	
C 43 AMG (202.093)	225	08/97→03/01		09/97→			03.0137-9703.2 669703 03.0137-9704.2 669704	
 Seilzug, Feststellbremse								
C 180 T (202.078)	90	06/96→09/00	←	  ; für Linkslenker; Scheibenbremse	1	24.3727-0423.2 580423	L= 2.554	
C 180 T (202.081)	95	09/00→03/01	→	  ; Scheibenbremse		24.3727-0418.2 580418	L= 960	
C 200 T (202.080)	100	06/96→03/01	→	  ; Scheibenbremse		24.3727-0419.2 580419	L= 925	
C 200 T CDI (202.194)	75	03/98→03/01	→	  ; Scheibenbremse		24.3727-0419.2 580419	L= 925	
C 200 T D (202.180)	65	10/96→03/01						
C 200 T Kompressor (202.082)	141	11/96→03/01						
C 200 T Kompressor (202.087)	120	09/00→03/01						
C 220 T CDI (202.193)	92	09/97→03/01						
C 220 T D (202.182)	55	06/96→03/01						
C 220 T D (202.182)	70	06/96→09/98						
C 230 T Kompressor (202.085)	142	06/97→09/00						
C 240 T (202.086)	125	06/97→09/00						
C 240 T (202.088)	125	09/00→03/01						
C 250 T Turbo-D (202.188)	110	06/96→03/01						
C 280 T (202.089)	145	06/97→03/01						
C 230 T (202.083)	110	06/96→06/98	←	  ; → 06/97; für Linkslenker; Scheibenbremse	1	24.3727-0423.2 580423	L= 2.554	
			→	  ; → 06/97; Scheibenbremse		24.3727-0418.2 580418	L= 960	
			→	  ; → 06/97; Scheibenbremse		24.3727-0419.2 580419	L= 925	
C 43 AMG (202.093)	225	08/97→03/01	←	  ; 09/97→; für Linkslenker; Scheibenbremse	1	24.3727-0423.2 580423	L= 2.554	
			→	  ; 09/97→; Scheibenbremse		24.3727-0418.2 580418	L= 960	
			→	  ; 09/97→; Scheibenbremse		24.3727-0419.2 580419	L= 925	
MERCEDES-BENZ - C-KLASSE T-Model (S203) 03/01→08/07								
 Bremsbackensatz, Feststellbremse								
C 180 (203.235)	95	03/01→05/02	→			03.0137-4013.2 654013	∅ 164 x 20 + Zub	
C 180 Kompressor (203.246)	105	05/02→08/07						
C 200 CDI (203.204, 203.207)	75	03/01→08/07						
C 200 CDI (203.204)	85	03/01→08/07						
C 200 CDI (203.207)	90	04/03→08/07						
C 200 CGI Kompressor (203.243)	125	07/03→08/07						
C 200 Kompressor (203.242)	120	05/02→08/07						
C 220 CDI (203.206)	105	03/01→08/07						
C 220 CDI (203.208)	100	08/06→08/07						
C 220 CDI (203.208)	110	02/04→08/07						
C 230 Kompressor (203.240)	141	02/04→08/07						
C 240 (203.261)	125	03/01→08/07						
C 240 4-matic (203.281)	125	07/02→08/07						
C 270 CDI (203.216)	120	03/01→08/07						
C 270 CDI (203.216)	125	03/01→08/07						
C 30 CDI AMG (203.218)	170	01/03→08/07						
C 320 (203.264)	160	03/01→08/07						












	kW			 	! #		
MERCEDES-BENZ - C-KLASSE T-Model (S203) 03/01→08/07							
 Bremsbackensatz, Feststellbremse							
C 320 4-matic (203.284)	160	07/02→08/07	➔			03.0137-4013.2 654013	Ø 164 x 20 + Zub
C 320 CDI (203.220)	165	06/05→08/07					
C 32 AMG Kompressor (203.265)	260	03/01→08/07					
C 55 AMG (203.276)	270	02/04→08/07					
C 200 Kompressor (203.245)	120	03/01→05/02	➔	→ 04/02		03.0137-4013.2 654013	Ø 164 x 20 + Zub
C 230 (203.252)	150	01/05→08/07	➔	06/05→		03.0137-4013.2 654013	Ø 164 x 20 + Zub
C 280 (203.254)	170	01/05→08/07					
C 280 4-matic (203.292)	170	01/05→08/07					
C 350 (203.256)	200	01/05→08/07					
C 350 4-matic (203.287)	200	01/05→08/07					
Zubehörsatz, Feststellbremsbacken							
C 180 (203.235)	95	03/01→05/02				03.0137-9703.2 669703	
C 180 Kompressor (203.246)	105	05/02→08/07				03.0137-9704.2 669704	
C 200 CDI (203.204, 203.207)	75	03/01→08/07	➔			03.0137-9248.2 669248	
C 200 CDI (203.204)	85	03/01→08/07					
C 200 CDI (203.207)	90	04/03→08/07					
C 200 CGI Kompressor (203.243)	125	07/03→08/07					
C 200 Kompressor (203.242)	120	05/02→08/07					
C 220 CDI (203.206)	105	03/01→08/07					
C 220 CDI (203.208)	100	08/06→08/07					
C 220 CDI (203.208)	110	02/04→08/07					
C 230 Kompressor (203.240)	141	02/04→08/07					
C 240 (203.261)	125	03/01→08/07					
C 240 4-matic (203.281)	125	07/02→08/07					
C 270 CDI (203.216)	120	03/01→08/07					
C 270 CDI (203.216)	125	03/01→08/07					
C 30 CDI AMG (203.218)	170	01/03→08/07					
C 320 (203.264)	160	03/01→08/07					
C 320 4-matic (203.284)	160	07/02→08/07					
C 320 CDI (203.220)	165	06/05→08/07					
C 32 AMG Kompressor (203.265)	260	03/01→08/07					
C 55 AMG (203.276)	270	02/04→08/07					
C 200 Kompressor (203.245)	120	03/01→05/02		→ 04/02		03.0137-9703.2 669703	
			➔	→ 04/02		03.0137-9704.2 669704	
						03.0137-9248.2 669248	
C 230 (203.252)	150	01/05→08/07		06/05→		03.0137-9703.2 669703	
C 280 (203.254)	170	01/05→08/07				03.0137-9704.2 669704	
C 280 4-matic (203.292)	170	01/05→08/07					
C 350 (203.256)	200	01/05→08/07	➔	06/05→		03.0137-9248.2 669248	
C 350 4-matic (203.287)	200	01/05→08/07					
 Seilzug, Feststellbremse							
C 180 (203.235)	95	03/01→05/02	←	↑; für Linkslenker; Scheibenbremse	1	24.3727-0429.2 580429	L= 2.735
C 180 Kompressor (203.246)	105	05/02→08/07	➔	□; Scheibenbremse		24.3727-0430.2 580430	L= 925
C 200 CDI (203.204, 203.207)	75	03/01→08/07	➔	□; Scheibenbremse		24.3727-0436.2 580436	L= 900
C 200 CDI (203.204)	85	03/01→08/07					
C 200 CDI (203.207)	90	04/03→08/07					
C 200 CGI Kompressor (203.243)	125	07/03→08/07					
C 200 Kompressor (203.242)	120	05/02→08/07					
C 220 CDI (203.206)	105	03/01→08/07					
C 220 CDI (203.208)	100	08/06→08/07					
C 220 CDI (203.208)	110	02/04→08/07					
C 230 Kompressor (203.240)	141	02/04→08/07					
C 240 (203.261)	125	03/01→08/07					
C 240 4-matic (203.281)	125	07/02→08/07					
C 270 CDI (203.216)	120	03/01→08/07					
C 270 CDI (203.216)	125	03/01→08/07					
C 30 CDI AMG (203.218)	170	01/03→08/07					
C 320 (203.264)	160	03/01→08/07					
C 320 4-matic (203.284)	160	07/02→08/07					
C 320 CDI (203.220)	165	06/05→08/07					
C 32 AMG Kompressor (203.265)	260	03/01→08/07					
C 55 AMG (203.276)	270	02/04→08/07					
↓							











	kW					! #				
MERCEDES-BENZ - C-KLASSE T-Model (S203) 03/01→08/07										
 Seilzug, Feststellbremse										
C 200 Kompressor (203.245)	120	03/01→05/02	←	↑; → 04/02; für Linkslenker; Scheibenbremse	1	24.3727-0429.2	580429	L= 2.735		
			→	□; → 04/02; Scheibenbremse				24.3727-0430.2	580430	L= 925
			→	□; → 04/02; Scheibenbremse				24.3727-0436.2	580436	L= 900
C 230 (203.252) C 280 (203.254) C 350 (203.256) C 350 4-matic (203.287)	150 170 200 200	01/05→08/07 01/05→08/07 01/05→08/07 01/05→08/07	←	↑; 06/05→; für Linkslenker; Scheibenbremse	1	24.3727-0429.2	580429	L= 2.735		
			→	□; 06/05→; Scheibenbremse				24.3727-0430.2	580430	L= 925
			→	□; 06/05→; Scheibenbremse				24.3727-0436.2	580436	L= 900
C 280 4-matic (203.292)	170	01/05→08/07	←	↑; 06/05→; für Linkslenker; Scheibenbremse	1	24.3727-0429.2	580429	L= 2.735		
			→	□; 06/05→; für Linkslenker; Scheibenbremse				24.3727-0430.2	580430	L= 925
			→	□; 06/05→; für Linkslenker; Scheibenbremse				24.3727-0436.2	580436	L= 900
MERCEDES-BENZ - C-KLASSE T-Model (S204) 08/07→08/14										
 Bremsbackensatz, Feststellbremse										
C 180 (204.231) C 180 CDI (204.200) C 180 CGI (204.249) C 180 Kompressor (204.245) C 200 CDI (204.201) C 220 CDI (204.202) C 220 CDI (204.202) C 220 CDI 4-matic (204.284) C 250 (204.252) C 250 CDI 4-matic (204.282) C 250 CGI (204.247) C 300 CDI 4-matic (204.292) C 350 CDI (204.223) C 350 CDI (204.225) C 350 CDI 4-matic (204.292) C 350 CGI (204.257) C 63 AMG C 63 AMG (204.277) C 63 AMG (204.277)	115 88 115 115 100 120 125 125 150 150 150 170 195 170 170 225 373 336 358	02/12→08/14 01/11→08/14 11/09→08/14 01/08→08/14 08/10→08/14 12/08→08/14 12/08→08/14 02/13→08/14 02/08→12/12 04/10→08/14 07/09→08/14 06/11→08/14 06/11→08/14 10/09→08/14 10/09→08/14 06/11→08/14 06/13→08/14 02/08→08/14 01/12→08/14	→			03.0137-4005.2	654005	∅ 164 x 25 + Zub		
C 180 Kompressor (204.246) C 200 CDI (204.207) C 200 Kompressor (204.241) C 220 CDI (204.208) C 230 (204.252) C 280 (204.254) C 320 CDI (204.222) C 320 CDI 4-matic (204.289) C 350 (204.256)	115 100 135 125 150 170 165 165 200	08/07→08/14 08/07→12/09 08/07→08/14 08/07→11/08 08/07→08/14 08/07→08/14 08/07→08/14 08/07→12/11 08/07→08/14	→	09/07→		03.0137-4005.2	654005	∅ 164 x 25 + Zub		
C 200 CGI (204.248) C 250 CDI (204.203)	135 150	08/07→08/14 01/09→08/14	→	04/09→		03.0137-4005.2	654005	∅ 164 x 25 + Zub		
C 220 CDI (204.208)	120	08/07→11/08	→			03.0137-4005.2	654005	∅ 164 x 25 + Zub		
			→	09/07→		03.0137-4005.2	654005	∅ 164 x 25 + Zub		
Zubehörsatz, Feststellbremsbacken										
C 180 (204.231) C 180 CDI (204.200) C 180 CGI (204.249) C 180 Kompressor (204.245) C 200 CDI (204.201) C 220 CDI (204.202) C 220 CDI (204.202) C 220 CDI 4-matic (204.284) C 250 CDI 4-matic (204.282) C 250 CGI (204.247) C 300 CDI 4-matic (204.292) C 350 CDI (204.223) C 350 CDI (204.225)	115 88 115 115 100 120 125 125 150 150 170 195 170	02/12→08/14 01/11→08/14 11/09→08/14 01/08→08/14 08/10→08/14 12/08→08/14 12/08→08/14 02/13→08/14 04/10→08/14 07/09→08/14 06/11→08/14 06/11→08/14 10/09→08/14				03.0137-9703.2 03.0137-9704.2	669703 669704			
↓										













	kw				! #		
MERCEDES-BENZ - C-KLASSE T-Model (S204) 08/07→08/14							
Zubehörsatz, Feststellbremsbacken							
C 350 CDI 4-matic (204.292)	170	10/09→08/14				03.0137-9703.2 669703	
C 350 CGI (204.257)	225	06/11→08/14				03.0137-9704.2 669704	
C 63 AMG	373	06/13→08/14					
C 63 AMG (204.277)	336	02/08→08/14					
C 63 AMG (204.277)	358	01/12→08/14					
C 180 Kompressor (204.246)	115	08/07→08/14		09/07→		03.0137-9703.2 669703	
C 200 CDI (204.207)	100	08/07→12/09				03.0137-9704.2 669704	
C 200 Kompressor (204.241)	135	08/07→08/14					
C 220 CDI (204.208)	125	08/07→11/08					
C 230 (204.252)	150	08/07→08/14					
C 280 (204.254)	170	08/07→08/14					
C 320 CDI (204.222)	165	08/07→08/14					
C 320 CDI 4-matic (204.289)	165	08/07→12/11					
C 350 (204.256)	200	08/07→08/14					
C 200 CGI (204.248)	135	08/07→08/14		04/09→		03.0137-9703.2 669703	
C 250 CDI (204.203)	150	01/09→08/14				03.0137-9704.2 669704	
C 220 CDI (204.208)	120	08/07→11/08		09/07→		03.0137-9703.2 669703	
						03.0137-9704.2 669704	
						03.0137-9703.2 669703	
						03.0137-9704.2 669704	
C 250 (204.252)	150	02/08→12/12	➔			03.0137-9703.2 669703	
						03.0137-9704.2 669704	
 Seilzug, Feststellbremse							
C 180 (204.231)	115	02/12→08/14		☐; für Linkslenker; Scheibenbremse	1	24.3727-0470.2 580470	L= 1.152
C 180 CGI (204.249)	115	11/09→08/14	←	☐; für Linkslenker; Scheibenbremse	1	24.3727-0465.2 580465	L= 2.057
C 180 Kompressor (204.245)	115	01/08→08/14	➔	☐; für Linkslenker; Scheibenbremse	1	24.3727-0465.2 580465	L= 2.057
			➔	☒; Scheibenbremse	2	24.3727-0467.2 580467	L= 728
C 200 CDI (204.201)	100	08/10→08/14	➔	☒; für Rechtslenker; Scheibenbremse	1	24.3727-0470.2 580470	L= 1.152
C 220 CDI (204.202)	120	12/08→08/14					
C 220 CDI (204.202)	125	12/08→08/14					
C 220 CDI 4-matic (204.284)	125	02/13→08/14					
C 250 (204.252)	150	02/08→12/12					
C 250 CDI 4-matic (204.282)	150	04/10→08/14					
C 250 CGI (204.247)	150	07/09→08/14					
C 300 CDI 4-matic (204.292)	170	06/11→08/14					
C 350 CDI (204.223)	195	06/11→08/14					
C 350 CDI (204.225)	170	10/09→08/14					
C 350 CDI 4-matic (204.292)	170	10/09→08/14					
C 350 CGI (204.257)	225	06/11→08/14					
C 63 AMG	373	06/13→08/14					
C 63 AMG (204.277)	336	02/08→08/14					
C 63 AMG (204.277)	358	01/12→08/14					
C 180 CDI (204.200)	88	01/11→08/14		☐; für Linkslenker; Scheibenbremse	1	24.3727-0470.2 580470	L= 1.152
			←	☐; für Linkslenker; Scheibenbremse	1	24.3727-0465.2 580465	L= 2.057
			➔	☒; für Linkslenker; Scheibenbremse	2	24.3727-0467.2 580467	L= 728
C 180 Kompressor (204.246)	115	08/07→08/14		☐; 09/07→; für Linkslenker; Scheibenbremse	1	24.3727-0470.2 580470	L= 1.152
C 200 CDI (204.207)	100	08/07→12/09	←	☐; 09/07→; für Linkslenker; Scheibenbremse	1	24.3727-0465.2 580465	L= 2.057
C 200 Kompressor (204.241)	135	08/07→08/14					
C 220 CDI (204.208)	125	08/07→11/08	➔	☒; 09/07→; Scheibenbremse	2	24.3727-0467.2 580467	L= 728
C 230 (204.252)	150	08/07→08/14	➔	☒; 09/07→; für Rechtslenker; Scheibenbremse	1	24.3727-0470.2 580470	L= 1.152
C 280 (204.254)	170	08/07→08/14					
C 320 CDI (204.222)	165	08/07→08/14					
C 320 CDI 4-matic (204.289)	165	08/07→12/11					
C 350 (204.256)	200	08/07→08/14					
C 200 CGI (204.248)	135	08/07→08/14		☐; 04/09→; für Linkslenker; Scheibenbremse	1	24.3727-0470.2 580470	L= 1.152
C 250 CDI (204.203)	150	01/09→08/14	←	☐; 04/09→; für Linkslenker; Scheibenbremse	1	24.3727-0465.2 580465	L= 2.057
			➔	☒; 04/09→; Scheibenbremse	2	24.3727-0467.2 580467	L= 728
			➔	☒; 04/09→; für Rechtslenker; Scheibenbremse	1	24.3727-0470.2 580470	L= 1.152
C 220 CDI (204.208)	120	08/07→11/08		☐; 09/07→; für Linkslenker; Scheibenbremse	1	24.3727-0470.2 580470	L= 1.152
				☐; für Linkslenker; Scheibenbremse	1	24.3727-0470.2 580470	L= 1.152











	kw			 	! #		
MERCEDES-BENZ - C-KLASSE T-Model (S204) 08/07→08/14							
 Seilzug, Feststellbremse							
C 220 CDI (204.208)	120	08/07→11/08	←	☒; für Linkslenker; Scheibenbremse	1	24.3727-0465.2 580465	L= 2.057
			←	☒; 09/07→; für Linkslenker; Scheibenbremse	1	24.3727-0465.2 580465	L= 2.057
			→	☒; Scheibenbremse	2	24.3727-0467.2 580467	L= 728
			→	☒; 09/07→; Scheibenbremse	2	24.3727-0467.2 580467	L= 728
			→	☒; 09/07→; für Rechtslenker; Scheibenbremse	1	24.3727-0470.2 580470	L= 1.152
			→	☒; für Rechtslenker; Scheibenbremse	1	24.3727-0470.2 580470	L= 1.152
MERCEDES-BENZ - CLC-KLASSE (CL203) 05/08→06/11							
 Bremsbackensatz, Feststellbremse							
CLC 160 (203.731)	95	02/09→06/11	→	→ 10/10		03.0137-4013.2 654013	∅ 164 x 20 + Zub
CLC 180 Kompressor (203.746)	105	05/08→06/11					
CLC 200 CDI (203.707)	90	05/08→06/11					
CLC 200 Kompressor (203.741)	135	05/08→06/11					
CLC 220 CDI (203.708)	110	05/08→06/11					
CLC 350 (203.756)	200	05/08→06/11					
CLC 230 (203.752)	150	05/08→06/11	→			03.0137-4013.2 654013	∅ 164 x 20 + Zub
Zubehörsatz, Feststellbremsbacken							
CLC 160 (203.731)	95	02/09→06/11		→ 10/10		03.0137-9703.2 669703	
CLC 180 Kompressor (203.746)	105	05/08→06/11				03.0137-9704.2 669704	
CLC 200 CDI (203.707)	90	05/08→06/11	→	→ 10/10		03.0137-9248.2 669248	
CLC 200 Kompressor (203.741)	135	05/08→06/11					
CLC 220 CDI (203.708)	110	05/08→06/11					
CLC 350 (203.756)	200	05/08→06/11					
CLC 230 (203.752)	150	05/08→06/11				03.0137-9703.2 669703	
						03.0137-9704.2 669704	
			→			03.0137-9248.2 669248	
 Seilzug, Feststellbremse							
CLC 160 (203.731)	95	02/09→06/11	←	☒; → 10/10; für Linkslenker; Scheibenbremse	1	24.3727-0429.2 580429	L= 2.735
CLC 180 Kompressor (203.746)	105	05/08→06/11	→	☐; → 10/10; Scheibenbremse		24.3727-0430.2 580430	L= 925
CLC 200 CDI (203.707)	90	05/08→06/11	→	☒; → 10/10; Scheibenbremse		24.3727-0436.2 580436	L= 900
CLC 200 Kompressor (203.741)	135	05/08→06/11					
CLC 220 CDI (203.708)	110	05/08→06/11					
CLC 350 (203.756)	200	05/08→06/11					
CLC 230 (203.752)	150	05/08→06/11	←	☒; für Linkslenker; Scheibenbremse	1	24.3727-0429.2 580429	L= 2.735
			→	☐; Scheibenbremse		24.3727-0430.2 580430	L= 925
			→	☒; Scheibenbremse		24.3727-0436.2 580436	L= 900
MERCEDES-BENZ - CLK (C208) 06/97→12/03							
 Bremsbackensatz, Feststellbremse							
200 (208.335)	100	06/97→06/02	→			03.0137-0170.2 650170	∅ 164 x 20 + Zub
200 Kompressor (208.344)	120	06/00→06/02					
200 Kompressor (208.345)	141	06/97→06/00					
230 Kompressor (208.347)	142	06/97→06/00					
230 Kompressor (208.348)	145	06/00→06/02					
320 (208.365)	160	06/97→06/02					
430 (208.370)	205	07/98→06/02					
55 AMG (208.374)	255	08/99→06/02					
Zubehörsatz, Feststellbremsbacken							
200 (208.335)	100	06/97→06/02				03.0137-9703.2 669703	
200 Kompressor (208.344)	120	06/00→06/02				03.0137-9704.2 669704	
200 Kompressor (208.345)	141	06/97→06/00					
230 Kompressor (208.347)	142	06/97→06/00					
230 Kompressor (208.348)	145	06/00→06/02					
320 (208.365)	160	06/97→06/02					
↓							










	kw					! #		
MERCEDES-BENZ - CLK (C208) 06/97→12/03								
Zubehörsatz, Feststellbremsbacken								
430 (208.370)	205	07/98→06/02					03.0137-9703.2	669703
55 AMG (208.374)	255	08/99→06/02					03.0137-9704.2	669704
Seilzug, Feststellbremse								
200 (208.335)	100	06/97→06/02	←	↑; für Linkslenker; Scheibenbremse	1	24.3727-0423.2	580423	L= 2.554
230 Kompressor (208.347)	142	06/97→06/00	→	□; Scheibenbremse		24.3727-0418.2	580418	L= 960
230 Kompressor (208.348)	145	06/00→06/02	→	▣; Scheibenbremse		24.3727-0419.2	580419	L= 925
320 (208.365)	160	06/97→06/02						
430 (208.370)	205	07/98→06/02						
55 AMG (208.374)	255	08/99→06/02						
200 Kompressor (208.344)	120	06/00→06/02	←	↑; für Linkslenker; Scheibenbremse	1	24.3727-0423.2	580423	L= 2.554
200 Kompressor (208.345)	141	06/97→06/00	→	□; für Linkslenker; Scheibenbremse		24.3727-0418.2	580418	L= 960
			→	▣; für Linkslenker; Scheibenbremse		24.3727-0419.2	580419	L= 925
MERCEDES-BENZ - CLK (C209) 05/02→03/10								
Bremsbackensatz, Feststellbremse								
200 CGI (209.343)	125	07/03→05/09	→	→ 04/09		03.0137-4013.2	654013	∅ 164 x 20 + Zub
200 Kompressor (209.341)	135	10/06→05/09						
200 Kompressor (209.342)	120	09/02→05/09						
240 (209.361)	120	06/02→05/09						
240 (209.361)	125	06/02→05/09						
270 CDI (209.316)	125	10/02→05/09						
320 (209.365)	160	06/02→05/09						
500 (209.372)	285	06/06→05/09						
500 (209.375)	225	06/02→05/09						
55 AMG (209.376)	270	09/02→05/09						
63 AMG (209.377)	354	04/06→05/09						
63 AMG (209.377)	373	05/07→05/09						
220 CDI (209.308)	100	01/05→05/09	→	05/05→ 04/09		03.0137-4013.2	654013	∅ 164 x 20 + Zub
220 CDI (209.308)	110	01/05→05/09						
280 (209.354)	170	01/05→05/09						
320 CDI (209.320)	165	01/05→05/09						
350 (209.356)	200	01/05→05/09						
270 CDI (209.316)	120	02/03→06/05	→			03.0137-4013.2	654013	∅ 164 x 20 + Zub
Zubehörsatz, Feststellbremsbacken								
200 CGI (209.343)	125	07/03→05/09		→ 04/09		03.0137-9703.2	669703	
200 Kompressor (209.341)	135	10/06→05/09				03.0137-9704.2	669704	
200 Kompressor (209.342)	120	09/02→05/09	→	→ 04/09		03.0137-9248.2	669248	
240 (209.361)	120	06/02→05/09						
240 (209.361)	125	06/02→05/09						
270 CDI (209.316)	125	10/02→05/09						
320 (209.365)	160	06/02→05/09						
500 (209.372)	285	06/06→05/09						
500 (209.375)	225	06/02→05/09						
55 AMG (209.376)	270	09/02→05/09						
63 AMG (209.377)	354	04/06→05/09						
63 AMG (209.377)	373	05/07→05/09						
220 CDI (209.308)	100	01/05→05/09		05/05→ 04/09		03.0137-9703.2	669703	
220 CDI (209.308)	110	01/05→05/09				03.0137-9704.2	669704	
280 (209.354)	170	01/05→05/09						
320 CDI (209.320)	165	01/05→05/09	→	05/05→ 04/09		03.0137-9248.2	669248	
350 (209.356)	200	01/05→05/09						
270 CDI (209.316)	120	02/03→06/05				03.0137-9703.2	669703	
						03.0137-9704.2	669704	
			→			03.0137-9248.2	669248	
Seilzug, Feststellbremse								
200 CGI (209.343)	125	07/03→05/09	←	↑; → 04/09; für Linkslenker; Scheibenbremse	1	24.3727-0429.2	580429	L= 2.735
200 Kompressor (209.341)	135	10/06→05/09						
200 Kompressor (209.342)	120	09/02→05/09	→	□; → 04/09; Scheibenbremse		24.3727-0430.2	580430	L= 925
240 (209.361)	120	06/02→05/09	→	▣; → 04/09; Scheibenbremse		24.3727-0436.2	580436	L= 900
240 (209.361)	125	06/02→05/09						
270 CDI (209.316)	125	10/02→05/09						
320 (209.365)	160	06/02→05/09						
500 (209.372)	285	06/06→05/09						
500 (209.375)	225	06/02→05/09						
55 AMG (209.376)	270	09/02→05/09						
↓								








	kw					! #		
MERCEDES-BENZ - CLK (C209) 05/02→03/10								
 Seilzug, Feststellbremse								
220 CDI (209.308)	100	01/05→05/09	←	↑; 05/05→04/09; für Linkslenker; Scheibenbremse	1	24.3727-0429.2	580429	L= 2.735
220 CDI (209.308)	110	01/05→05/09						
280 (209.354)	170	01/05→05/09	→	□; 05/05→04/09; Scheibenbremse		24.3727-0430.2	580430	L= 925
320 CDI (209.320)	165	01/05→05/09	→	□; 05/05→04/09; Scheibenbremse		24.3727-0436.2	580436	L= 900
350 (209.356)	200	01/05→05/09	→	□; 05/05→04/09; Scheibenbremse		24.3727-0436.2	580436	L= 900
270 CDI (209.316)	120	02/03→06/05	←	↑; für Linkslenker; Scheibenbremse	1	24.3727-0429.2	580429	L= 2.735
			→	□; Scheibenbremse		24.3727-0430.2	580430	L= 925
			→	□; Scheibenbremse		24.3727-0436.2	580436	L= 900
63 AMG (209.377)	354	04/06→05/09	←	↑; → 04/09; für Linkslenker; Scheibenbremse	1	24.3727-0429.2	580429	L= 2.735
63 AMG (209.377)	373	05/07→05/09						
MERCEDES-BENZ - CLK Cabriolet (A208) 03/98→03/02								
 Bremsbackensatz, Feststellbremse								
200 (208.435)	100	03/98→03/02	→	06/98→		03.0137-0170.2	650170	Ø 164 x 20 + Zub
200 Kompressor (208.445)	141	03/98→06/00						
230 Kompressor (208.447)	142	03/98→06/00						
320 (208.465)	160	03/98→03/02						
200 Kompressor (208.444)	120	06/00→03/02	→			03.0137-0170.2	650170	Ø 164 x 20 + Zub
230 Kompressor (208.448)	145	06/00→03/02						
55 AMG (208.474)	255	01/00→03/02						
430 (208.470)	205	09/98→03/02	→	06/99→		03.0137-0170.2	650170	Ø 164 x 20 + Zub
Zubehörsatz, Feststellbremsbacken								
200 (208.435)	100	03/98→03/02		06/98→		03.0137-9703.2	669703	
200 Kompressor (208.445)	141	03/98→06/00				03.0137-9704.2	669704	
230 Kompressor (208.447)	142	03/98→06/00						
320 (208.465)	160	03/98→03/02						
200 Kompressor (208.444)	120	06/00→03/02				03.0137-9703.2	669703	
230 Kompressor (208.448)	145	06/00→03/02				03.0137-9704.2	669704	
55 AMG (208.474)	255	01/00→03/02						
430 (208.470)	205	09/98→03/02		06/99→		03.0137-9703.2	669703	
						03.0137-9704.2	669704	
 Seilzug, Feststellbremse								
200 (208.435)	100	03/98→03/02	←	↑; 06/98→; für Linkslenker; Scheibenbremse	1	24.3727-0423.2	580423	L= 2.554
230 Kompressor (208.447)	142	03/98→06/00						
320 (208.465)	160	03/98→03/02	→	□; 06/98→; Scheibenbremse		24.3727-0418.2	580418	L= 960
			→	□; 06/98→; Scheibenbremse		24.3727-0419.2	580419	L= 925
200 Kompressor (208.444)	120	06/00→03/02	←	↑; für Linkslenker; Scheibenbremse	1	24.3727-0423.2	580423	L= 2.554
230 Kompressor (208.448)	145	06/00→03/02	→	□; Scheibenbremse		24.3727-0418.2	580418	L= 960
			→	□; Scheibenbremse		24.3727-0419.2	580419	L= 925
200 Kompressor (208.445)	141	03/98→06/00	←	↑; 06/98→; für Linkslenker; Scheibenbremse	1	24.3727-0423.2	580423	L= 2.554
			→	□; 06/98→; für Linkslenker; Scheibenbremse		24.3727-0418.2	580418	L= 960
			→	□; 06/98→; für Linkslenker; Scheibenbremse		24.3727-0419.2	580419	L= 925
430 (208.470)	205	09/98→03/02	←	↑; 06/99→; für Linkslenker; Scheibenbremse	1	24.3727-0423.2	580423	L= 2.554
			→	□; 06/99→; für Linkslenker; Scheibenbremse		24.3727-0418.2	580418	L= 960
			→	□; 06/99→; für Linkslenker; Scheibenbremse		24.3727-0419.2	580419	L= 925
55 AMG (208.474)	255	01/00→03/02	←	↑; für Linkslenker; Scheibenbremse	1	24.3727-0423.2	580423	L= 2.554
			→	□; für Linkslenker; Scheibenbremse		24.3727-0418.2	580418	L= 960
			→	□; für Linkslenker; Scheibenbremse		24.3727-0419.2	580419	L= 925
MERCEDES-BENZ - CLK Cabriolet (A209) 02/03→03/10								
 Bremsbackensatz, Feststellbremse								
CLK 200 CGI (209.343)	125	07/03→03/10	→	→ 12/09		03.0137-4013.2	654013	Ø 164 x 20 + Zub
↓								








	kW			 	! #		
MERCEDES-BENZ - CLK Cabriolet (A209) 02/03→03/10							
 Bremsbackensatz, Feststellbremse							
CLK 200 Kompressor (209.441)	135	10/06→03/10	➔	→ 12/09		03.0137-4013.2 654013	Ø 164 x 20 + Zub
CLK 500 (209.472)	285	06/06→03/10					
CLK 63 AMG (209.477)	354	04/06→03/10					
CLK 200 Kompressor (209.442)	120	02/03→03/10	➔	05/03→ 12/09		03.0137-4013.2 654013	Ø 164 x 20 + Zub
CLK 240 (209.461)	125	02/03→03/10					
CLK 320 (209.465)	160	02/03→03/10					
CLK 500 (209.475)	225	02/03→03/10					
CLK 55 AMG (209.476)	270	02/03→03/10					
CLK 280 (209.454)	170	01/05→03/10	➔	05/05→ 12/09		03.0137-4013.2 654013	Ø 164 x 20 + Zub
CLK 320 CDI (209.420)	165	03/05→03/10					
CLK 350 (209.456)	200	01/05→03/10					
Zubehörsatz, Feststellbremsbacken							
CLK 200 CGI (209.343)	125	07/03→03/10		→ 12/09		03.0137-9703.2 669703	
CLK 200 Kompressor (209.441)	135	10/06→03/10				03.0137-9704.2 669704	
CLK 500 (209.472)	285	06/06→03/10	➔	→ 12/09		03.0137-9248.2 669248	
CLK 63 AMG (209.477)	354	04/06→03/10					
CLK 200 Kompressor (209.442)	120	02/03→03/10		05/03→ 12/09		03.0137-9703.2 669703	
CLK 240 (209.461)	125	02/03→03/10				03.0137-9704.2 669704	
CLK 320 (209.465)	160	02/03→03/10	➔	05/03→ 12/09		03.0137-9248.2 669248	
CLK 500 (209.475)	225	02/03→03/10					
CLK 55 AMG (209.476)	270	02/03→03/10					
CLK 280 (209.454)	170	01/05→03/10		05/05→ 12/09		03.0137-9703.2 669703	
CLK 320 CDI (209.420)	165	03/05→03/10				03.0137-9704.2 669704	
CLK 350 (209.456)	200	01/05→03/10	➔	05/05→ 12/09		03.0137-9248.2 669248	
 Seilzug, Feststellbremse							
CLK 200 CGI (209.343)	125	07/03→03/10	←	⬆; → 12/09; für Linkslenker; Scheibenbremse	1	24.3727-0429.2 580429	L= 2.735
CLK 200 Kompressor (209.441)	135	10/06→03/10					
CLK 500 (209.472)	285	06/06→03/10	➔	⬇; → 12/09; Scheibenbremse		24.3727-0430.2 580430	L= 925
			➔	⬇; → 12/09; Scheibenbremse		24.3727-0436.2 580436	L= 900
CLK 200 Kompressor (209.442)	120	02/03→03/10	←	⬆; 05/03→ 12/09; für Linkslenker; Scheibenbremse	1	24.3727-0429.2 580429	L= 2.735
CLK 240 (209.461)	125	02/03→03/10	➔	⬇; 05/03→ 12/09; Scheibenbremse		24.3727-0430.2 580430	L= 925
CLK 320 (209.465)	160	02/03→03/10	➔	⬇; 05/03→ 12/09; Scheibenbremse		24.3727-0436.2 580436	L= 900
CLK 500 (209.475)	225	02/03→03/10					
CLK 55 AMG (209.476)	270	02/03→03/10					
CLK 280 (209.454)	170	01/05→03/10	←	⬆; 05/05→ 12/09; für Linkslenker; Scheibenbremse	1	24.3727-0429.2 580429	L= 2.735
CLK 320 CDI (209.420)	165	03/05→03/10					
CLK 350 (209.456)	200	01/05→03/10	➔	⬇; 05/05→ 12/09; Scheibenbremse		24.3727-0430.2 580430	L= 925
			➔	⬇; 05/05→ 12/09; Scheibenbremse		24.3727-0436.2 580436	L= 900
CLK 63 AMG (209.477)	354	04/06→03/10	←	⬆; → 12/09; für Linkslenker; Scheibenbremse	1	24.3727-0429.2 580429	L= 2.735
MERCEDES-BENZ - CLS (C218) 01/11→12/17							
 Bremsbackensatz, Feststellbremse							
CLS 220 BlueTEC / d (218.301)	120	05/14→12/17				03.0137-4007.2 654007	Ø 180 x 25 - HEB / + Zub
CLS 220 BlueTEC / d (218.301)	125	05/14→12/17					
CLS 220 BlueTEC / d (218.301)	130	05/14→12/17					
CLS 250 BlueTEC / d 4-matic (218.397)	150	05/14→12/17					
CLS 250 CDI / BlueTEC / d (218.303, 218.304)	150	04/11→12/17					
CLS 350 (218.359)	225	01/11→08/14					
CLS 350 BlueTEC / d (218.326)	185	02/13→12/17					
CLS 350 BlueTEC / d (218.326)	190	06/14→12/17					
CLS 350 BlueTEC / d 4-matic (218.394)	185	02/13→12/17					
CLS 350 CDI / d (218.323)	195	01/11→08/14					
CLS 350 CDI / d 4-matic (218.393)	195	09/11→08/14					
CLS 350 d 4-matic (218.394)	190	04/15→12/17					
CLS 400 (218.361)	245	07/14→12/17					
CLS 400 (218.365)	245	05/14→12/17					
↓							








	kW			 	! #		
MERCEDES-BENZ - CLS (C218) 01/11→12/17							
 Bremsbackensatz, Feststellbremse							
CLS 400 4-matic (218.367)	245	05/14→12/17				03.0137-4007.2 654007	Ø 180 x 25 - HEB / + Zub
CLS 400 4-matic (218.368)	245	07/14→12/17					
CLS 500 (218.373)	300	02/11→12/17					
CLS 500 4-matic (218.391)	300	09/11→12/17					
CLS 63 AMG (218.374)	410	01/11→12/17					
CLS 63 AMG (218.375)	430	02/13→12/17					
CLS 63 AMG 4-matic (218.376)	430	02/13→12/17					
CLS 63 AMG 4-matic (218.392)	410	05/13→12/17					
CLS 63 AMG (218.374)	386	01/11→12/17		03/11→		03.0137-4007.2 654007	Ø 180 x 25 - HEB / + Zub
Zubehörsatz, Feststellbremsbacken							
CLS 220 BlueTEC / d (218.301)	120	05/14→12/17				03.0137-9703.2 669703	
CLS 220 BlueTEC / d (218.301)	125	05/14→12/17				03.0137-9704.2 669704	
CLS 220 BlueTEC / d (218.301)	130	05/14→12/17					
CLS 250 BlueTEC / d 4-matic (218.397)	150	05/14→12/17					
CLS 250 CDI / BlueTEC / d (218.303, 218.304)	150	04/11→12/17					
CLS 350 (218.359)	225	01/11→08/14					
CLS 350 BlueTEC / d (218.326)	185	02/13→12/17					
CLS 350 BlueTEC / d (218.326)	190	06/14→12/17					
CLS 350 BlueTEC / d 4-matic (218.394)	185	02/13→12/17					
CLS 350 CDI / d (218.323)	195	01/11→08/14					
CLS 350 CDI / d 4-matic (218.393)	195	09/11→08/14					
CLS 350 d 4-matic (218.394)	190	04/15→12/17					
CLS 400 (218.361)	245	07/14→12/17					
CLS 400 (218.365)	245	05/14→12/17					
CLS 400 4-matic (218.367)	245	05/14→12/17					
CLS 400 4-matic (218.368)	245	07/14→12/17					
CLS 500 (218.373)	300	02/11→12/17					
CLS 500 4-matic (218.391)	300	09/11→12/17					
CLS 63 AMG (218.374)	410	01/11→12/17					
CLS 63 AMG (218.375)	430	02/13→12/17					
CLS 63 AMG 4-matic (218.376)	430	02/13→12/17					
CLS 63 AMG 4-matic (218.392)	410	05/13→12/17					
CLS 63 AMG (218.374)	386	01/11→12/17		03/11→		03.0137-9703.2 669703 03.0137-9704.2 669704	
 Seilzug, Feststellbremse							
CLS 220 BlueTEC / d (218.301)	120	05/14→12/17			1	24.3727-0483.2 580483	L= 1.250
CLS 220 BlueTEC / d (218.301)	125	05/14→12/17	←		1	24.3727-0484.2 580484	L= 2.040
CLS 220 BlueTEC / d (218.301)	130	05/14→12/17					
CLS 250 BlueTEC / d 4-matic (218.397)	150	05/14→12/17					
CLS 400 (218.361)	245	07/14→12/17					
CLS 400 (218.365)	245	05/14→12/17					
CLS 400 4-matic (218.367)	245	05/14→12/17					
CLS 400 4-matic (218.368)	245	07/14→12/17					
CLS 63 AMG 4-matic (218.376)	430	02/13→12/17					
CLS 63 AMG 4-matic (218.392)	410	05/13→12/17					
CLS 250 CDI / BlueTEC / d (218.303, 218.304)	150	04/11→12/17			1	24.3727-0483.2 580483	L= 1.250
CLS 350 (218.359)	225	01/11→08/14	←		1	24.3727-0479.2 580479	L= 1.660
			←		1	24.3727-0484.2 580484	L= 2.040
			↓				









	kw					! #		
MERCEDES-BENZ - CLS (C218) 01/11→12/17								
 Seilzug, Feststellbremse								
CLS 350 BlueTEC / d (218.326)	185	02/13→12/17	→	↓		2	24.3727-0478.2 580478	L= 743
CLS 350 BlueTEC / d (218.326)	190	06/14→12/17						
CLS 350 BlueTEC / d 4-matic (218.394)	185	02/13→12/17						
CLS 350 CDI / d (218.323)	195	01/11→08/14						
CLS 500 (218.373)	300	02/11→12/17						
CLS 500 4-matic (218.391)	300	09/11→12/17						
CLS 63 AMG (218.374)	410	01/11→12/17						
CLS 63 AMG (218.375)	430	02/13→12/17						
CLS 350 CDI / d 4-matic (218.393)	195	09/11→08/14		☐; für Linkslenker	1	24.3727-0483.2 580483	L= 1.250	
				☐; für Rechtslenker	1	24.3727-0483.2 580483	L= 1.250	
			←	↑; für Linkslenker	1	24.3727-0484.2 580484	L= 2.040	
			→	↓; für Linkslenker	2	24.3727-0478.2 580478	L= 743	
			→	↓; für Rechtslenker	2	24.3727-0478.2 580478	L= 743	
CLS 350 d 4-matic (218.394)	190	04/15→12/17		☐; für Linkslenker	1	24.3727-0483.2 580483	L= 1.250	
			←	↑; für Linkslenker	1	24.3727-0484.2 580484	L= 2.040	
			→	↓; für Linkslenker	2	24.3727-0478.2 580478	L= 743	
CLS 63 AMG (218.374)	386	01/11→12/17		☐; 03/11→	1	24.3727-0483.2 580483	L= 1.250	
			←	↑; 03/11→; für Rechtslenker	1	24.3727-0479.2 580479	L= 1.660	
			←	↑; 03/11→; für Linkslenker	1	24.3727-0484.2 580484	L= 2.040	
			→	↓; 03/11→	2	24.3727-0478.2 580478	L= 743	
MERCEDES-BENZ - CLS (C219) 10/04→02/11								
 Bremsbackensatz, Feststellbremse								
CLS 280 (219.354)	170	07/08→12/10		→ 10/10			03.0137-4017.2 654017	Ø 180 x 25 + Zub
CLS 300 (219.354)	170	04/09→12/10						
CLS 350 (219.356)	200	10/04→12/10						
CLS 350 (219.357)	215	04/06→12/10						
CLS 350 CDI (219.322)	165	04/09→12/10						
CLS 500 (219.372)	285	04/06→12/10						
CLS 500 (219.375)	225	10/04→12/10						
CLS 55 AMG (219.376)	350	01/05→12/10						
CLS 63 AMG (219.377)	378	04/06→12/10						
CLS 320 CDI	155	01/05→12/10		05/05→ 10/10			03.0137-4017.2 654017	Ø 180 x 25 + Zub
CLS 320 CDI (219.322)	165	01/05→12/10						
Zubehörsatz, Feststellbremsbacken								
CLS 280 (219.354)	170	07/08→12/10		→ 10/10			03.0137-9297.2 669297	
CLS 300 (219.354)	170	04/09→12/10					03.0137-9703.2 669703	
CLS 350 (219.356)	200	10/04→12/10					03.0137-9704.2 669704	
CLS 350 (219.357)	215	04/06→12/10						
CLS 350 CDI (219.322)	165	04/09→12/10						
CLS 500 (219.372)	285	04/06→12/10						
CLS 500 (219.375)	225	10/04→12/10						
CLS 55 AMG (219.376)	350	01/05→12/10						
CLS 63 AMG (219.377)	378	04/06→12/10						
CLS 320 CDI	155	01/05→12/10		05/05→ 10/10			03.0137-9297.2 669297	
CLS 320 CDI (219.322)	165	01/05→12/10					03.0137-9703.2 669703	
							03.0137-9704.2 669704	
Seilzug, Feststellbremse								
CLS 280 (219.354)	170	07/08→12/10	←	↑; → 10/10; für Linkslenker; Scheibenbremse	1	24.3727-0447.2 580447	L= 1.952	
CLS 300 (219.354)	170	04/09→12/10						
CLS 350 (219.356)	200	10/04→12/10						
CLS 350 (219.357)	215	04/06→12/10	→	☐; → 10/10; Scheibenbremse		24.3727-0448.2 580448	L= 1.726	
CLS 500 (219.372)	285	04/06→12/10	→	☐; → 10/10; Scheibenbremse		24.3727-0449.2 580449	L= 1.742	
CLS 500 (219.375)	225	10/04→12/10						
CLS 55 AMG (219.376)	350	01/05→12/10						
CLS 63 AMG (219.377)	378	04/06→12/10						
MERCEDES-BENZ - CLS Shooting Brake (X218) 10/12→12/17								
 Bremsbackensatz, Feststellbremse								
CLS 220 BlueTEC / d (218.901)	120	05/14→12/17					03.0137-4007.2 654007	Ø 180 x 25 - HEB / + Zub
CLS 220 BlueTEC / d (218.901)	125	05/14→12/17						
CLS 220 BlueTEC / d (218.901)	130	05/14→12/17						
↓								










	kW			 	! #		
MERCEDES-BENZ - CLS Shooting Brake (X218) 10/12→12/17							
 Bremsbackensatz, Feststellbremse							
CLS 250 BlueTEC / d 4-matic (218.997)	150	05/14→12/17				03.0137-4007.2 654007	Ø 180 x 25 - HEB / + Zub
CLS 250 CDI / BlueTEC / d (218.903, 218.904)	150	10/12→12/17					
CLS 350 (218.959)	225	10/12→08/14					
CLS 350 BlueTEC / d (218.926)	190	05/14→12/17					
CLS 350 BlueTEC / d 4-matic (218.994)	185	05/14→12/17					
CLS 350 CDI / d (218.923)	195	10/12→08/14					
CLS 350 CDI / d 4-matic (218.993)	195	10/12→08/14					
CLS 350 d 4-matic (218.994)	190	04/15→12/17					
CLS 400 (218.961)	245	07/14→12/17					
CLS 400 (218.965)	245	05/14→12/17					
CLS 400 4-matic (218.967)	245	05/14→12/17					
CLS 400 4-matic (218.968)	245	07/14→12/17					
CLS 500 (218.973)	300	10/12→12/17					
CLS 500 4-matic (218.991)	300	10/12→12/17					
CLS 63 AMG (218.974)	386	10/12→12/17					
CLS 63 AMG (218.974)	410	05/13→12/17					
CLS 63 AMG (218.975)	430	02/13→12/17					
CLS 63 AMG 4-matic (218.976)	430	02/13→12/17					
CLS 63 AMG 4-matic (218.992)	410	05/13→12/17					
Zubehörsatz, Feststellbremsbacken							
CLS 220 BlueTEC / d (218.901)	120	05/14→12/17				03.0137-9703.2 669703	
CLS 220 BlueTEC / d (218.901)	125	05/14→12/17				03.0137-9704.2 669704	
CLS 220 BlueTEC / d (218.901)	130	05/14→12/17					
CLS 250 BlueTEC / d 4-matic (218.997)	150	05/14→12/17					
CLS 250 CDI / BlueTEC / d (218.903, 218.904)	150	10/12→12/17					
CLS 350 (218.959)	225	10/12→08/14					
CLS 350 BlueTEC / d (218.926)	190	05/14→12/17					
CLS 350 BlueTEC / d 4-matic (218.994)	185	05/14→12/17					
CLS 350 CDI / d (218.923)	195	10/12→08/14					
CLS 350 CDI / d 4-matic (218.993)	195	10/12→08/14					
CLS 350 d 4-matic (218.994)	190	04/15→12/17					
CLS 400 (218.961)	245	07/14→12/17					
CLS 400 (218.965)	245	05/14→12/17					
CLS 400 4-matic (218.967)	245	05/14→12/17					
CLS 400 4-matic (218.968)	245	07/14→12/17					
CLS 500 (218.973)	300	10/12→12/17					
CLS 500 4-matic (218.991)	300	10/12→12/17					
CLS 63 AMG (218.974)	386	10/12→12/17					
CLS 63 AMG (218.974)	410	05/13→12/17					
CLS 63 AMG (218.975)	430	02/13→12/17					
CLS 63 AMG 4-matic (218.976)	430	02/13→12/17					
CLS 63 AMG 4-matic (218.992)	410	05/13→12/17					
 Seilzug, Feststellbremse							
CLS 220 BlueTEC / d (218.901)	120	05/14→12/17		☐	1	24.3727-0483.2 580483	L= 1.250
CLS 220 BlueTEC / d (218.901)	125	05/14→12/17	←	☒; für Rechtslenker	1	24.3727-0479.2 580479	L= 1.660
CLS 220 BlueTEC / d (218.901)	130	05/14→12/17	←	☒; für Linkslenker	1	24.3727-0484.2 580484	L= 2.040
CLS 250 BlueTEC / d 4-matic (218.997)	150	05/14→12/17					
↓							








	kW					! #		
MERCEDES-BENZ - CLS Shooting Brake (X218) 10/12→12/17								
Seilzug, Feststellbremse								
CLS 350 BlueTEC / d (218.926)	190	05/14→12/17		☐		1	24.3727-0483.2 580483	L= 1.250
CLS 350 BlueTEC / d 4-matic (218.994)	185	05/14→12/17	←	☒; für Rechtslenker		1	24.3727-0479.2 580479	L= 1.660
CLS 400 (218.961)	245	07/14→12/17	←	☒; für Linkslenker		1	24.3727-0484.2 580484	L= 2.040
CLS 400 (218.965)	245	05/14→12/17						
CLS 400 4-matic (218.967)	245	05/14→12/17						
CLS 400 4-matic (218.968)	245	07/14→12/17						
CLS 63 AMG (218.974)	410	05/13→12/17						
CLS 63 AMG (218.975)	430	02/13→12/17						
CLS 250 CDI / BlueTEC / d (218.903, 218.904)	150	10/12→12/17		☐; Scheibenbremse		1	24.3727-0483.2 580483	L= 1.250
			←	☒; für Rechtslenker; Scheibenbremse		1	24.3727-0479.2 580479	L= 1.660
CLS 350 (218.959)	225	10/12→08/14	←	☒; für Linkslenker; Scheibenbremse		1	24.3727-0484.2 580484	L= 2.040
CLS 350 CDI / d (218.923)	195	10/12→08/14	→	☒; Scheibenbremse		2	24.3727-0478.2 580478	L= 743
CLS 350 CDI / d 4-matic (218.993)	195	10/12→08/14						
CLS 350 d 4-matic (218.994)	190	04/15→12/17						
CLS 500 (218.973)	300	10/12→12/17						
CLS 500 4-matic (218.991)	300	10/12→12/17						
CLS 63 AMG (218.974)	386	10/12→12/17						
CLS 63 AMG 4-matic (218.976)	430	02/13→12/17		☐; für Linkslenker		1	24.3727-0483.2 580483	L= 1.250
CLS 63 AMG 4-matic (218.992)	410	05/13→12/17	←	☒; für Linkslenker		1	24.3727-0484.2 580484	L= 2.040
MERCEDES-BENZ - E-KLASSE (W210) 06/95→08/03								
Bremsbackensatz, Feststellbremse								
E 200 (210.035)	100	06/95→08/00	→				03.0137-0170.2 650170	Ø 164 x 20 + Zub
E 200 CDI (210.007)	85	07/99→03/02						
E 200 Kompressor (210.048)	120	08/00→03/02						
E 220 CDI (210.006)	100	07/99→03/02						
E 220 CDI (210.006)	105	07/99→03/02						
E 230 (210.037)	110	06/95→06/97						
E 240 (210.062)	125	08/00→03/02						
E 270 CDI (210.016)	120	07/99→03/02						
E 270 CDI (210.016)	125	07/99→03/02						
E 280 (210.053)	142	01/96→06/97						
E 280 (210.063)	150	12/96→03/02						
E 280 4-matic (210.081)	150	12/96→03/02						
E 290 Turbo-D (210.017)	95	03/96→07/99						
E 300 D (210.020)	100	06/95→06/97						
E 300 Turbo-D (210.025)	130	12/96→07/99						
E 320 (210.055)	162	06/95→06/97						
E 320 (210.065)	165	06/97→03/02						
E 320 4-matic (210.082)	165	06/97→03/02						
E 320 CDI (210.026)	145	07/99→03/02						
E 420 (210.072)	205	01/96→06/97						
E 430 4-matic (210.083)	205	05/99→03/02						
E 50 AMG (210.072)	255	02/96→08/97						
E 200 CDI (210.007)	75	06/98→03/02	→	07/98→			03.0137-0170.2 650170	Ø 164 x 20 + Zub
E 220 CDI (210.006)	92	06/98→07/99						
E 200 D (210.003)	65	01/96→03/02	→	10/96→			03.0137-0170.2 650170	Ø 164 x 20 + Zub
E 200 Kompressor (210.045)	137	06/97→03/02	→	09/97→			03.0137-0170.2 650170	Ø 164 x 20 + Zub
E 240 (210.061)	125	06/97→08/00						
E 250 Turbo-D (210.015)	110	06/97→07/99						
E 430 (210.070)	205	06/97→03/02						
E 55 AMG (210.074)	260	08/97→03/02						
E 220 D	55	05/96→03/02	→	→ 06/98			03.0137-0170.2 650170	Ø 164 x 20 + Zub
E 220 D (210.004)	70	06/95→07/99	→				03.0137-0170.2 650170	Ø 164 x 20 + Zub
E 250 D (210.010)	83	06/95→07/99	→				03.0137-0170.2 650170	Ø 164 x 20 + Zub
			→	für Rechtslenker			03.0137-0170.2 650170	Ø 164 x 20 + Zub
Zubehörsatz, Feststellbremsbacken								
E 200 (210.035)	100	06/95→08/00					03.0137-9703.2 669703	
E 200 CDI (210.007)	85	07/99→03/02					03.0137-9704.2 669704	
E 200 Kompressor (210.048)	120	08/00→03/02						
E 220 CDI (210.006)	100	07/99→03/02						
E 220 CDI (210.006)	105	07/99→03/02						
E 230 (210.037)	110	06/95→06/97						
E 240 (210.062)	125	08/00→03/02						
E 270 CDI (210.016)	120	07/99→03/02						
↓								








	kW					! #		
MERCEDES-BENZ - E-KLASSE (W210) 06/95→08/03								
Zubehörsatz, Feststellbremsbacken								
E 270 CDI (210.016)	125	07/99→03/02					03.0137-9703.2 669703	
E 280 (210.053)	142	01/96→06/97					03.0137-9704.2 669704	
E 280 (210.063)	150	12/96→03/02						
E 280 4-matic (210.081)	150	12/96→03/02						
E 290 Turbo-D (210.017)	95	03/96→07/99						
E 300 D (210.020)	100	06/95→06/97						
E 300 Turbo-D (210.025)	130	12/96→07/99						
E 320 (210.055)	162	06/95→06/97						
E 320 (210.065)	165	06/97→03/02						
E 320 4-matic (210.082)	165	06/97→03/02						
E 320 CDI (210.026)	145	07/99→03/02						
E 420 (210.072)	205	01/96→06/97						
E 430 4-matic (210.083)	205	05/99→03/02						
E 50 AMG (210.072)	255	02/96→08/97						
E 200 CDI (210.007)	75	06/98→03/02		07/98→			03.0137-9703.2 669703	
E 220 CDI (210.006)	92	06/98→07/99					03.0137-9704.2 669704	
E 200 D (210.003)	65	01/96→03/02		10/96→			03.0137-9703.2 669703	
							03.0137-9704.2 669704	
E 200 Kompressor (210.045)	137	06/97→03/02		09/97→			03.0137-9703.2 669703	
E 240 (210.061)	125	06/97→08/00					03.0137-9704.2 669704	
E 250 Turbo-D (210.015)	110	06/97→07/99						
E 430 (210.070)	205	06/97→03/02						
E 55 AMG (210.074)	260	08/97→03/02						
E 220 D	55	05/96→03/02		→ 06/98			03.0137-9703.2 669703	
E 220 D (210.004)	70	06/95→07/99					03.0137-9704.2 669704	
E 250 D (210.010)	83	06/95→07/99		für Rechtslenker			03.0137-9703.2 669703	
							03.0137-9704.2 669704	
							03.0137-9703.2 669703	
							03.0137-9704.2 669704	
Seilzug, Feststellbremse								
E 200 (210.035)	100	06/95→08/00	←	☒; für Linkslenker; Scheibenbremse	1	24.3727-0426.2 580426	L= 2.613	
E 200 CDI (210.007)	85	07/99→03/02	→	☐; Scheibenbremse		24.3727-0424.2 580424	L= 1.058	
E 220 CDI (210.006)	100	07/99→03/02	→	☐; Scheibenbremse		24.3727-0425.2 580425	L= 1.031	
E 220 CDI (210.006)	105	07/99→03/02	→	☐; Scheibenbremse				
E 230 (210.037)	110	06/95→06/97						
E 240 (210.062)	125	08/00→03/02						
E 250 D (210.010)	83	06/95→07/99						
E 270 CDI (210.016)	120	07/99→03/02						
E 270 CDI (210.016)	125	07/99→03/02						
E 290 Turbo-D (210.017)	95	03/96→07/99						
E 300 D (210.020)	100	06/95→06/97						
E 300 Turbo-D (210.025)	130	12/96→07/99						
E 320 CDI (210.026)	145	07/99→03/02						
E 420 (210.072)	205	01/96→06/97						
E 430 4-matic (210.083)	205	05/99→03/02						
E 50 AMG (210.072)	255	02/96→08/97						
E 200 CDI (210.007)	75	06/98→03/02	←	☒; 07/98→; für Linkslenker; Scheibenbremse	1	24.3727-0426.2 580426	L= 2.613	
E 220 CDI (210.006)	92	06/98→07/99	→	☐; 07/98→; Scheibenbremse		24.3727-0424.2 580424	L= 1.058	
			→	☐; 07/98→; Scheibenbremse		24.3727-0425.2 580425	L= 1.031	
E 200 D (210.003)	65	01/96→03/02	←	☒; 10/96→; für Linkslenker; Scheibenbremse	1	24.3727-0426.2 580426	L= 2.613	
			→	☐; 10/96→; für Linkslenker; Scheibenbremse		24.3727-0424.2 580424	L= 1.058	
			→	☐; 10/96→; für Linkslenker; Scheibenbremse		24.3727-0425.2 580425	L= 1.031	
E 200 Kompressor (210.045)	137	06/97→03/02	←	☒; 09/97→; für Linkslenker; Scheibenbremse	1	24.3727-0426.2 580426	L= 2.613	
E 250 Turbo-D (210.015)	110	06/97→07/99	→	☐; 09/97→; für Linkslenker; Scheibenbremse		24.3727-0424.2 580424	L= 1.058	
			→	☐; 09/97→; für Linkslenker; Scheibenbremse		24.3727-0425.2 580425	L= 1.031	
E 200 Kompressor (210.048)	120	08/00→03/02	←	☒; für Linkslenker; Scheibenbremse	1	24.3727-0426.2 580426	L= 2.613	
E 280 4-matic (210.081)	150	12/96→03/02	→	☐; für Linkslenker; Scheibenbremse		24.3727-0424.2 580424	L= 1.058	
E 320 4-matic (210.082)	165	06/97→03/02	→	☐; für Linkslenker; Scheibenbremse		24.3727-0425.2 580425	L= 1.031	
E 220 D	55	05/96→03/02	←	☒; → 06/98; für Linkslenker; Scheibenbremse	1	24.3727-0426.2 580426	L= 2.613	
E 220 D (210.004)	70	06/95→07/99	→	☐; → 06/98; Scheibenbremse		24.3727-0424.2 580424	L= 1.058	
			→	☐; → 06/98; Scheibenbremse		24.3727-0425.2 580425	L= 1.031	
E 240 (210.061)	125	06/97→08/00	←	☒; 09/97→; für Linkslenker; Scheibenbremse	1	24.3727-0426.2 580426	L= 2.613	
E 430 (210.070)	205	06/97→03/02						











	kw					! #		
MERCEDES-BENZ - E-KLASSE (W210) 06/95→08/03								
Seilzug, Feststellbremse								
E 55 AMG (210.074)	260	08/97→03/02	➡	<input type="checkbox"/> ; 09/97→; Scheibenbremse			24.3727-0424.2 580424	L= 1.058
			➡	<input type="checkbox"/> ; 09/97→; Scheibenbremse			24.3727-0425.2 580425	L= 1.031
E 280 (210.053) E 320 (210.055)	142 162	01/96→06/97 06/95→06/97	⬅	<input type="checkbox"/> ; für Linkslenker; Scheibenbremse	1		24.3727-0426.2 580426	L= 2.613
			➡	<input type="checkbox"/> ; für Linkslenker; Scheibenbremse			24.3727-0424.2 580424	L= 1.058
			➡	<input type="checkbox"/> ; → 09/96; für Rechtslenker; Scheibenbremse			24.3727-0424.2 580424	L= 1.058
			➡	<input type="checkbox"/> ; 10/96→; für Rechtslenker; Scheibenbremse			24.3727-0424.2 580424	L= 1.058
			➡	<input type="checkbox"/> ; für Linkslenker; Scheibenbremse			24.3727-0425.2 580425	L= 1.031
			➡	<input type="checkbox"/> ; 10/96→; für Rechtslenker; Scheibenbremse			24.3727-0425.2 580425	L= 1.031
			➡	<input type="checkbox"/> ; → 09/96; für Rechtslenker; Scheibenbremse			24.3727-0425.2 580425	L= 1.031
E 280 (210.063) E 320 (210.065)	150 165	12/96→03/02 06/97→03/02	⬅	<input type="checkbox"/> ; für Linkslenker; Scheibenbremse	1		24.3727-0426.2 580426	L= 2.613
			➡	<input type="checkbox"/> ; für Linkslenker; Scheibenbremse			24.3727-0424.2 580424	L= 1.058
			➡	<input type="checkbox"/> ; für Rechtslenker; Scheibenbremse			24.3727-0424.2 580424	L= 1.058
			➡	<input type="checkbox"/> ; für Linkslenker; Scheibenbremse			24.3727-0425.2 580425	L= 1.031
			➡	<input type="checkbox"/> ; für Rechtslenker; Scheibenbremse			24.3727-0425.2 580425	L= 1.031
MERCEDES-BENZ - E-KLASSE (W211) 03/02→03/09								
Bremsbackensatz, Feststellbremse								
E 200 CDI (211.004)	75	07/02→12/08					03.0137-4017.2 654017	Ø 180 x 25 + Zub
E 200 CDI (211.004)	90	07/02→12/08						
E 200 CDI (211.007)	100	04/06→12/08						
E 200 Kompressor (211.041)	135	04/06→12/08						
E 200 Kompressor (211.042)	120	11/02→12/08						
E 200 NGT (211.042)	120	03/04→12/08						
E 220 CDI	120	03/03→12/08						
E 220 CDI (211.006)	100	03/02→12/08						
E 220 CDI (211.006)	110	03/02→12/08						
E 220 CDI (211.008)	125	04/06→12/08						
E 230 (211.052)	150	09/07→12/08						
E 240 (211.061)	130	03/02→12/08						
E 240 4-matic (211.080)	130	03/03→12/08						
E 270 CDI (211.016)	120	03/02→12/08						
E 270 CDI (211.016)	130	03/02→12/08						
E 280 4-matic (211.092)	170	01/06→12/08						
E 280 CDI (211.020)	140	03/05→12/08						
E 280 CDI (211.023)	130	05/04→12/08						
E 280 CDI 4-matic (211.084)	140	03/05→12/08						
E 300 BlueTEC (211.024)	155	09/07→12/08						
E 320 (211.065)	165	03/02→12/08						
E 320 4-matic (211.082)	165	03/03→12/08						
E 320 CDI (211.022)	165	03/05→12/08						
E 320 CDI (211.026)	150	11/02→12/08						
E 320 CDI 4-matic (211.089)	165	03/05→12/08						
E 350 (211.056)	200	03/05→12/08						
E 350 4-matic (211.087)	200	03/05→12/08						
E 350 CGI (211.057)	215	09/07→12/08						
E 420 CDI (211.029)	231	01/06→12/08						
E 500 (211.070)	225	03/02→12/08						
E 500 (211.072)	285	04/06→12/08						
E 500 4-matic (211.083)	225	10/03→12/08						
E 500 4-matic (211.090)	285	04/06→12/08						
E 55 AMG Kompressor (211.076)	350	10/02→12/08						
E 63 AMG (211.077)	378	03/06→12/08						
E 280 (211.054)	170	03/05→12/08		05/05→			03.0137-4017.2 654017	Ø 180 x 25 + Zub
E 400 CDI (211.028)	191	02/03→12/08		03/03→			03.0137-4017.2 654017	Ø 180 x 25 + Zub
Zubehörsatz, Feststellbremsbacken								
E 200 CDI (211.004)	75	07/02→12/08					03.0137-9297.2 669297	
E 200 CDI (211.004)	90	07/02→12/08					03.0137-9703.2 669703	
E 200 CDI (211.007)	100	04/06→12/08					03.0137-9704.2 669704	
E 200 Kompressor (211.041)	135	04/06→12/08						
E 200 Kompressor (211.042)	120	11/02→12/08						
E 200 NGT (211.042)	120	03/04→12/08						












	kW			 	! #			
MERCEDES-BENZ - E-KLASSE (W211) 03/02→03/09								
Zubehörsatz, Feststellbremsbacken								
E 220 CDI	120	03/03→12/08				03.0137-9297.2	669297	
E 220 CDI (211.006)	100	03/02→12/08				03.0137-9703.2	669703	
E 220 CDI (211.006)	110	03/02→12/08				03.0137-9704.2	669704	
E 220 CDI (211.008)	125	04/06→12/08						
E 230 (211.052)	150	09/07→12/08						
E 240 (211.061)	130	03/02→12/08						
E 240 4-matic (211.080)	130	03/03→12/08						
E 270 CDI (211.016)	120	03/02→12/08						
E 270 CDI (211.016)	130	03/02→12/08						
E 280 4-matic (211.092)	170	01/06→12/08						
E 280 CDI (211.020)	140	03/05→12/08						
E 280 CDI (211.023)	130	05/04→12/08						
E 280 CDI 4-matic (211.084)	140	03/05→12/08						
E 300 BlueTEC (211.024)	155	09/07→12/08						
E 320 (211.065)	165	03/02→12/08						
E 320 4-matic (211.082)	165	03/03→12/08						
E 320 CDI (211.022)	165	03/05→12/08						
E 320 CDI (211.026)	150	11/02→12/08						
E 320 CDI 4-matic (211.089)	165	03/05→12/08						
E 350 (211.056)	200	03/05→12/08						
E 350 4-matic (211.087)	200	03/05→12/08						
E 350 CGI (211.057)	215	09/07→12/08						
E 420 CDI (211.029)	231	01/06→12/08						
E 500 (211.070)	225	03/02→12/08						
E 500 (211.072)	285	04/06→12/08						
E 500 4-matic (211.083)	225	10/03→12/08						
E 500 4-matic (211.090)	285	04/06→12/08						
E 55 AMG Kompressor (211.076)	350	10/02→12/08						
E 63 AMG (211.077)	378	03/06→12/08						
E 280 (211.054)	170	03/05→12/08		05/05→		03.0137-9297.2	669297	
						03.0137-9703.2	669703	
						03.0137-9704.2	669704	
E 400 CDI (211.028)	191	02/03→12/08		03/03→		03.0137-9297.2	669297	
						03.0137-9703.2	669703	
						03.0137-9704.2	669704	
 Seilzug, Feststellbremse								
E 200 CDI (211.004)	75	07/02→12/08		<input checked="" type="checkbox"/> ; für Linkslenker	1	24.3727-0447.2	580447	L= 1.952
E 200 CDI (211.004)	90	07/02→12/08	➔	<input type="checkbox"/>		24.3727-0448.2	580448	L= 1.726
E 200 CDI (211.007)	100	04/06→12/08	➔	<input type="checkbox"/>		24.3727-0449.2	580449	L= 1.742
E 200 Kompressor (211.041)	135	04/06→12/08	➔	<input type="checkbox"/>				
E 200 Kompressor (211.042)	120	11/02→12/08						
E 200 NGT (211.042)	120	03/04→12/08						
E 220 CDI	120	03/03→12/08						
E 220 CDI (211.006)	100	03/02→12/08						
E 220 CDI (211.006)	110	03/02→12/08						
E 220 CDI (211.008)	125	04/06→12/08						
E 230 (211.052)	150	09/07→12/08						
E 240 (211.061)	130	03/02→12/08						
E 240 4-matic (211.080)	130	03/03→12/08						
E 270 CDI (211.016)	120	03/02→12/08						
E 270 CDI (211.016)	130	03/02→12/08						
E 280 4-matic (211.092)	170	01/06→12/08						
E 280 CDI (211.023)	130	05/04→12/08						
E 320 (211.065)	165	03/02→12/08						
E 320 4-matic (211.082)	165	03/03→12/08						
E 320 CDI (211.026)	150	11/02→12/08						
E 350 (211.056)	200	03/05→12/08						
E 350 4-matic (211.087)	200	03/05→12/08						
E 350 CGI (211.057)	215	09/07→12/08						
E 420 CDI (211.029)	231	01/06→12/08						
E 500 (211.070)	225	03/02→12/08						
E 500 (211.072)	285	04/06→12/08						
E 500 4-matic (211.083)	225	10/03→12/08						
E 500 4-matic (211.090)	285	04/06→12/08						
E 55 AMG Kompressor (211.076)	350	10/02→12/08						
E 63 AMG (211.077)	378	03/06→12/08						
E 280 (211.054)	170	03/05→12/08		<input checked="" type="checkbox"/> ; 05/05→; für Linkslenker	1	24.3727-0447.2	580447	L= 1.952
			➔	<input type="checkbox"/> ; 05/05→		24.3727-0448.2	580448	L= 1.726
			➔	<input type="checkbox"/> ; 05/05→		24.3727-0449.2	580449	L= 1.742
E 400 CDI (211.028)	191	02/03→12/08		<input checked="" type="checkbox"/> ; 03/03→; für Linkslenker	1	24.3727-0447.2	580447	L= 1.952
			➔	<input type="checkbox"/> ; 03/03→		24.3727-0448.2	580448	L= 1.726
↓								












	kW					! #		
MERCEDES-BENZ - E-KLASSE (W211) 03/02→03/09								
 Seilzug, Feststellbremse								
E 400 CDI (211.028)	191	02/03→12/08	➔	☐; 03/03→			24.3727-0449.2 580449	L= 1.742
MERCEDES-BENZ - E-KLASSE (W212) 01/09→12/16								
 Bremsbackensatz, Feststellbremse								
E 200 (212.034)	135	01/13→12/16					03.0137-4007.2 654007	Ø 180 x 25 - HEB / + Zub
E 200 CGI (212.048, 212.148)	135	08/09→12/15						
E 200 NGT (212.035)	115	07/13→12/15						
E 200 NGT (212.041)	120	03/11→12/15						
E 220 BlueTEC (212.001)	130	05/14→12/15						
E 220 BlueTEC 4-matic (212.011)	125	01/15→12/15						
E 250 (212.036)	155	01/13→12/16						
E 250 CDI / BlueTEC 4-matic (212.082, 212.097)	150	01/11→12/15						
E 250 CGI (212.047, 212.147)	150	01/09→12/15						
E 300 (212.055)	185	07/11→12/15						
E 300 4-matic (212.080)	185	07/11→12/15						
E 350 (212.059)	225	09/11→12/15						
E 350 4-matic (212.088)	225	09/11→12/15						
E 350 BlueTEC (212.026)	185	01/13→12/15						
E 350 BlueTEC (212.094)	190	05/14→12/15						
E 350 BlueTEC 4-matic (212.094)	190	05/14→12/15						
E 350 CDI (212.023)	195	03/11→12/15						
E 350 CDI 4-matic (212.089)	170	09/09→08/11						
E 350 CDI 4-matic (212.093)	195	03/11→12/15						
E 400 (212.061)	245	07/14→12/15						
E 400 (212.065)	245	01/13→12/16						
E 400 4-matic (212.067)	245	01/13→12/16						
E 400 4-matic (212.099)	245	07/14→12/15						
E 500 (212.073)	300	09/11→12/15						
E 500 4-matic (212.091)	300	09/11→12/15						
E 63 AMG (212.074)	386	02/11→12/16						
E 63 AMG (212.074)	410	02/11→12/16						
E 63 AMG (212.077)	386	12/09→12/15						
E 63 AMG 4-matic (212.092)	410	01/13→12/16						
E 200 CDI / BlueTEC (212.005, 212.006)	100	01/09→12/15		03/09→			03.0137-4007.2 654007	Ø 180 x 25 - HEB / + Zub
E 220 CDI	120	01/09→12/15						
E 220 CDI / BlueTEC (212.001, 212.002)	125	01/09→12/16						
E 250 CDI / BlueTEC (212.003, 212.004)	150	01/09→12/16						
E 300 (212.054)	170	01/09→12/13						
E 350 (212.056)	200	01/09→12/13						
E 350 4-matic (212.087)	200	01/09→08/11						
E 350 BlueTEC (212.024)	155	01/09→12/15						
E 350 CDI (212.025)	170	01/09→12/15						
E 350 CGI (212.057)	215	01/09→08/11						
E 500 (212.072)	285	01/09→12/11						
E 500 4-matic (212.090)	285	01/09→12/11						
E 300 CDI / BlueTEC (212.020, 212.021, 212.027)	170	03/11→12/15		04/11→			03.0137-4007.2 654007	Ø 180 x 25 - HEB / + Zub
E 300 Hybrid / BlueTEC Hybrid (212.098)	150	12/11→12/16		06/12→			03.0137-4007.2 654007	Ø 180 x 25 - HEB / + Zub
E 63 AMG (212.075)	430	02/13→12/16		04/13→			03.0137-4007.2 654007	Ø 180 x 25 - HEB / + Zub
E 63 AMG 4-matic (212.076)	430	02/13→12/16						
Zubehörsatz, Feststellbremsbacken								
E 200 (212.034)	135	01/13→12/16					03.0137-9703.2 669703	
E 200 CGI (212.048, 212.148)	135	08/09→12/15					03.0137-9704.2 669704	
E 200 NGT (212.035)	115	07/13→12/15						
E 200 NGT (212.041)	120	03/11→12/15						
E 220 BlueTEC (212.001)	130	05/14→12/15						
E 220 BlueTEC 4-matic (212.011)	125	01/15→12/15						
E 250 (212.036)	155	01/13→12/16						
↓								










	kW			 	! #			
MERCEDES-BENZ - E-KLASSE (W212) 01/09→12/16								
Zubehörsatz, Feststellbremsbacken								
E 250 CDI / BlueTEC 4-matic (212.082, 212.097)	150	01/11→12/15				03.0137-9703.2	669703	
E 250 CGI (212.047, 212.147)	150	01/09→12/15				03.0137-9704.2	669704	
E 300 (212.055)	185	07/11→12/15						
E 300 4-matic (212.080)	185	07/11→12/15						
E 300 CDI (212.020)	150	12/09→12/10						
E 350 (212.059)	225	09/11→12/15						
E 350 4-matic (212.088)	225	09/11→12/15						
E 350 BlueTEC	185	01/13→12/15						
E 350 BlueTEC (212.026)	190	05/14→12/15						
E 350 BlueTEC 4-matic (212.094)	185	01/13→12/15						
E 350 BlueTEC 4-matic (212.094)	190	05/14→12/15						
E 350 CDI (212.023)	195	03/11→12/15						
E 350 CDI 4-matic (212.089)	170	09/09→08/11						
E 350 CDI 4-matic (212.093)	195	03/11→12/15						
E 400 (212.061)	245	07/14→12/15						
E 400 (212.065)	245	01/13→12/16						
E 400 4-matic (212.067)	245	01/13→12/16						
E 400 4-matic (212.099)	245	07/14→12/15						
E 500 (212.073)	300	09/11→12/15						
E 500 4-matic (212.091)	300	09/11→12/15						
E 63 AMG (212.074)	386	02/11→12/16						
E 63 AMG (212.074)	410	02/11→12/16						
E 63 AMG (212.077)	386	12/09→12/15						
E 63 AMG 4-matic (212.092)	410	01/13→12/16						
E 200 CDI / BlueTEC (212.005, 212.006)	100	01/09→12/15		03/09→		03.0137-9703.2	669703	
E 220 CDI	120	01/09→12/15				03.0137-9704.2	669704	
E 220 CDI / BlueTEC (212.001, 212.002)	125	01/09→12/16						
E 250 CDI / BlueTEC (212.003, 212.004)	150	01/09→12/16						
E 300 (212.054)	170	01/09→12/13						
E 350 (212.056)	200	01/09→12/13						
E 350 4-matic (212.087)	200	01/09→08/11						
E 350 BlueTEC (212.024)	155	01/09→12/15						
E 350 CDI (212.025)	170	01/09→12/15						
E 350 CGI (212.057)	215	01/09→08/11						
E 500 (212.072)	285	01/09→12/11						
E 500 4-matic (212.090)	285	01/09→12/11						
E 300 CDI / BlueTEC (212.020, 212.021, 212.027)	170	03/11→12/15		04/11→		03.0137-9703.2	669703	
						03.0137-9704.2	669704	
E 300 Hybrid / BlueTEC Hybrid (212.098)	150	12/11→12/16		06/12→		03.0137-9703.2	669703	
						03.0137-9704.2	669704	
E 63 AMG (212.075)	430	02/13→12/16		04/13→		03.0137-9703.2	669703	
E 63 AMG 4-matic (212.076)	430	02/13→12/16				03.0137-9704.2	669704	
Seilzug, Feststellbremse								
E 200 (212.034)	135	01/13→12/16		☐; Scheibenbremse	1	24.3727-0483.2	580483	L= 1.250
E 200 CGI (212.048, 212.148)	135	08/09→12/15	←	↑; für Rechtslenker; Scheibenbremse	1	24.3727-0479.2	580479	L= 1.660
E 200 NGT (212.035)	115	07/13→12/15	←	↑; für Linkslenker; Scheibenbremse	1	24.3727-0484.2	580484	L= 2.040
E 200 NGT (212.041)	120	03/11→12/15	←					
E 220 BlueTEC (212.001)	130	05/14→12/15	→	↓; Scheibenbremse	2	24.3727-0478.2	580478	L= 743
E 220 BlueTEC 4-matic (212.011)	125	01/15→12/15						
E 250 (212.036)	155	01/13→12/16						
E 250 CDI / BlueTEC 4-matic (212.082, 212.097)	150	01/11→12/15						
E 300 (212.055)	185	07/11→12/15						
E 300 4-matic (212.080)	185	07/11→12/15						
E 350 (212.059)	225	09/11→12/15						
E 350 4-matic (212.088)	225	09/11→12/15						
E 350 BlueTEC	185	01/13→12/15						
E 350 BlueTEC (212.026)	190	05/14→12/15						
E 350 BlueTEC 4-matic (212.094)	185	01/13→12/15						
E 350 BlueTEC 4-matic (212.094)	190	05/14→12/15						
E 350 CDI (212.023)	195	03/11→12/15						

























































	kw			 	! #		
MERCEDES-BENZ - E-KLASSE (W212) 01/09→12/16							
Seilzug, Feststellbremse							
E 400 (212.061)	245	07/14→12/15		☐; Scheibenbremse	1	24.3727-0483.2 580483	L= 1.250
E 400 (212.065)	245	01/13→12/16	←	☒; für Rechtslenker; Scheibenbremse	1	24.3727-0479.2 580479	L= 1.660
E 400 4-matic (212.067)	245	01/13→12/16	←	☒; für Rechtslenker; Scheibenbremse	1	24.3727-0479.2 580479	L= 1.660
E 400 4-matic (212.099)	245	07/14→12/15	←	☒; für Linkslenker; Scheibenbremse	1	24.3727-0484.2 580484	L= 2.040
E 500 (212.073)	300	09/11→12/15		☒; Scheibenbremse	2	24.3727-0478.2 580478	L= 743
E 500 4-matic (212.091)	300	09/11→12/15	→	☒; Scheibenbremse	2	24.3727-0478.2 580478	L= 743
E 63 AMG (212.074)	386	02/11→12/16					
E 63 AMG (212.074)	410	02/11→12/16					
E 63 AMG (212.077)	386	12/09→12/15					
E 63 AMG 4-matic (212.092)	410	01/13→12/16					
E 200 CDI / BlueTEC (212.005, 212.006)	100	01/09→12/15		☐; 03/09→; Scheibenbremse	1	24.3727-0483.2 580483	L= 1.250
E 220 CDI	120	01/09→12/15	←	☒; 03/09→; für Rechtslenker; Scheibenbremse	1	24.3727-0479.2 580479	L= 1.660
E 220 CDI / BlueTEC (212.001, 212.002)	125	01/09→12/16	←	☒; 03/09→; für Rechtslenker; Scheibenbremse	1	24.3727-0479.2 580479	L= 1.660
E 250 CDI / BlueTEC (212.003, 212.004)	150	01/09→12/16	←	☒; 03/09→; für Linkslenker; Scheibenbremse	1	24.3727-0484.2 580484	L= 2.040
E 250 CDI / BlueTEC (212.003, 212.004)	150	01/09→12/16	→	☒; 03/09→; Scheibenbremse	2	24.3727-0478.2 580478	L= 743
E 300 (212.054)	170	01/09→12/13					
E 350 (212.056)	200	01/09→12/13					
E 350 4-matic (212.087)	200	01/09→08/11					
E 350 BlueTEC (212.024)	155	01/09→12/15					
E 350 CDI (212.025)	170	01/09→12/15					
E 350 CGI (212.057)	215	01/09→08/11					
E 500 (212.072)	285	01/09→12/11					
E 500 4-matic (212.090)	285	01/09→12/11					
E 250 CGI (212.047, 212.147)	150	01/09→12/15		☐; für Rechtslenker; Scheibenbremse	1	24.3727-0483.2 580483	L= 1.250
				☐; für Linkslenker; Scheibenbremse	1	24.3727-0483.2 580483	L= 1.250
			←	☒; für Rechtslenker; Scheibenbremse	1	24.3727-0479.2 580479	L= 1.660
			←	☒; für Linkslenker; Scheibenbremse	1	24.3727-0484.2 580484	L= 2.040
			→	☒; Scheibenbremse	2	24.3727-0478.2 580478	L= 743
E 300 CDI / BlueTEC (212.020, 212.021, 212.027)	170	03/11→12/15		☐; 04/11→; Scheibenbremse	1	24.3727-0483.2 580483	L= 1.250
			←	☒; 04/11→; für Rechtslenker; Scheibenbremse	1	24.3727-0479.2 580479	L= 1.660
			←	☒; 04/11→; für Linkslenker; Scheibenbremse	1	24.3727-0484.2 580484	L= 2.040
			→	☒; 04/11→; Scheibenbremse	2	24.3727-0478.2 580478	L= 743
E 300 Hybrid / BlueTEC Hybrid (212.098)	150	12/11→12/16		☐; 06/12→; Scheibenbremse	1	24.3727-0483.2 580483	L= 1.250
			←	☒; 06/12→; für Rechtslenker; Scheibenbremse	1	24.3727-0479.2 580479	L= 1.660
			←	☒; 06/12→; für Linkslenker; Scheibenbremse	1	24.3727-0484.2 580484	L= 2.040
			→	☒; 06/12→; Scheibenbremse	2	24.3727-0478.2 580478	L= 743
E 350 CDI 4-matic (212.089)	170	09/09→08/11		☐; für Linkslenker; Scheibenbremse	1	24.3727-0483.2 580483	L= 1.250
			←	☒; für Rechtslenker; Scheibenbremse	1	24.3727-0479.2 580479	L= 1.660
			←	☒; für Linkslenker; Scheibenbremse	1	24.3727-0484.2 580484	L= 2.040
			→	☒; Scheibenbremse	2	24.3727-0478.2 580478	L= 743
E 350 CDI 4-matic (212.093)	195	03/11→12/15		☐; für Linkslenker; Scheibenbremse	1	24.3727-0483.2 580483	L= 1.250
			←	☒; für Linkslenker; Scheibenbremse	1	24.3727-0484.2 580484	L= 2.040
			→	☒; für Linkslenker; Scheibenbremse	2	24.3727-0478.2 580478	L= 743
E 63 AMG (212.075)	430	02/13→12/16		☐; 04/13→; Scheibenbremse	1	24.3727-0483.2 580483	L= 1.250
E 63 AMG 4-matic (212.076)	430	02/13→12/16	←	☒; 04/13→; für Rechtslenker; Scheibenbremse	1	24.3727-0479.2 580479	L= 1.660
			←	☒; 04/13→; für Linkslenker; Scheibenbremse	1	24.3727-0484.2 580484	L= 2.040
			→	☒; 04/13→; Scheibenbremse	2	24.3727-0478.2 580478	L= 743
MERCEDES-BENZ - E-KLASSE Cabriolet (A124) 05/93→03/98							
Bremsbackensatz, Feststellbremse							
E 200 (124.060)	100	06/93→03/98				03.0137-0170.2 650170	Ø 164 x 20 + Zub
E 220 (124.062)	110	06/93→03/98					
E 320 (124.066)	162	06/93→03/98					
E 36 AMG (124.066)	200	05/94→03/98					
Zubehörsatz, Feststellbremsbacken							
E 200 (124.060)	100	06/93→03/98				03.0137-9703.2 669703	
E 220 (124.062)	110	06/93→03/98				03.0137-9704.2 669704	
E 320 (124.066)	162	06/93→03/98					
E 36 AMG (124.066)	200	05/94→03/98					
↓							










	kw					! #		
MERCEDES-BENZ - E-KLASSE Cabriolet (A124) 05/93→03/98								
 Seilzug, Feststellbremse								
E 200 (124.060)	100	06/93→03/98	➔	☑; Scheibenbremse	2	24.3727-0409.2	580409	L= 1.060
E 220 (124.062)	110	06/93→03/98						
E 320 (124.066)	162	06/93→03/98						
E 36 AMG (124.066)	200	05/94→03/98						
MERCEDES-BENZ - E-KLASSE Cabriolet (A207) 01/10→12/16								
 Bremsbackensatz, Feststellbremse								
E 200 (207.434)	135	03/13→12/16				03.0137-4005.2	654005	Ø 164 x 25 + Zub
E 220 BlueTEC (207.401)	130	05/14→12/16						
E 250 (207.436)	155	06/13→12/16						
E 300 (207.455)	185	04/11→12/16						
E 320 (207.462)	200	07/14→12/16						
E 350 (207.459)	225	04/11→12/14						
E 350 BlueTEC/ d (207.426)	190	05/14→12/16						
E 350 BlueTEC (207.426)	185	06/13→12/16						
E 350 CDI (207.423)	195	04/11→12/13						
E 350 CGI (207.457)	215	01/10→12/14						
E 400 (207.461)	245	07/14→12/16						
E 400 (207.465)	245	06/13→12/16						
E 500 (207.473)	300	09/11→12/16						
E 200 CGI (207.448)	135	01/10→12/16		03/10→		03.0137-4005.2	654005	Ø 164 x 25 + Zub
E 220 CDI / BlueTEC / d (207.402, 207.401)	125	01/10→12/16						
E 220 CDI (207.402)	120	02/10→12/16						
E 250 CDI / BlueTEC / d (207.403, 207.404)	150	01/10→12/16						
E 250 CGI (207.447)	150	01/10→12/16						
E 350 CDI (207.422)	170	01/10→12/11						
E 500 (207.472)	285	01/10→12/11						
Zubehörsatz, Feststellbremsbacken								
E 200 (207.434)	135	03/13→12/16				03.0137-9703.2	669703	
E 220 BlueTEC (207.401)	130	05/14→12/16				03.0137-9704.2	669704	
E 250 (207.436)	155	06/13→12/16						
E 300 (207.455)	185	04/11→12/16						
E 320 (207.462)	200	07/14→12/16						
E 350 (207.459)	225	04/11→12/14						
E 350 BlueTEC/ d (207.426)	190	05/14→12/16						
E 350 BlueTEC (207.426)	185	06/13→12/16						
E 350 CDI (207.423)	195	04/11→12/13						
E 350 CGI (207.457)	215	01/10→12/14						
E 400 (207.461)	245	07/14→12/16						
E 400 (207.465)	245	06/13→12/16						
E 500 (207.473)	300	09/11→12/16						
E 200 CGI (207.448)	135	01/10→12/16		03/10→		03.0137-9703.2	669703	
E 220 CDI / BlueTEC / d (207.402, 207.401)	125	01/10→12/16				03.0137-9704.2	669704	
E 220 CDI (207.402)	120	02/10→12/16						
E 250 CDI / BlueTEC / d (207.403, 207.404)	150	01/10→12/16						
E 250 CGI (207.447)	150	01/10→12/16						
E 350 CDI (207.422)	170	01/10→12/11						
E 500 (207.472)	285	01/10→12/11						
 Seilzug, Feststellbremse								
E 200 (207.434)	135	03/13→12/16		☑; Scheibenbremse	1	24.3727-0470.2	580470	L= 1.152
E 220 BlueTEC (207.401)	130	05/14→12/16	←	☑; für Linkslenker; Scheibenbremse	1	24.3727-0465.2	580465	L= 2.057
E 250 (207.436)	155	06/13→12/16	➔	☑; Scheibenbremse	2	24.3727-0467.2	580467	L= 728
E 300 (207.455)	185	04/11→12/16						
E 320 (207.462)	200	07/14→12/16						
E 350 (207.459)	225	04/11→12/14						
E 350 BlueTEC/ d (207.426)	190	05/14→12/16						
E 350 BlueTEC (207.426)	185	06/13→12/16						
E 350 CDI (207.423)	195	04/11→12/13						
E 350 CGI (207.457)	215	01/10→12/14						
E 400 (207.461)	245	07/14→12/16						
E 400 (207.465)	245	06/13→12/16						
E 500 (207.473)	300	09/11→12/16						
E 200 CGI (207.448)	135	01/10→12/16		☑; 03/10→; Scheibenbremse	1	24.3727-0470.2	580470	L= 1.152
E 220 CDI / BlueTEC / d (207.402, 207.401)	125	01/10→12/16	←	☑; 03/10→; für Linkslenker; Scheibenbremse	1	24.3727-0465.2	580465	L= 2.057
E 220 CDI (207.402)	120	02/10→12/16						










	kW					! #		
MERCEDES-BENZ - E-KLASSE Cabriolet (A207) 01/10→12/16								
 Seilzug, Feststellbremse								
E 250 CDI / BlueTEC / d (207.403, 207.404)	150	01/10→12/16	→	↓; 03/10→; Scheibenbremse	2	24.3727-0467.2	580467	L= 728
E 250 CGI (207.447)	150	01/10→12/16						
E 350 CDI (207.422)	170	01/10→12/11						
E 500 (207.472)	285	01/10→12/11						
MERCEDES-BENZ - E-KLASSE Coupe (C124) 06/93→06/97								
 Bremsbackensatz, Feststellbremse								
E 200 (124.040)	100	06/93→06/97				03.0137-0170.2	650170	Ø 164 x 20 + Zub
E 220 (124.042)	110	06/93→06/97						
E 320 (124.052)	162	06/93→06/97						
E 36 AMG (124.052)	200	05/94→06/97						
Zubehörsatz, Feststellbremsbacken								
E 200 (124.040)	100	06/93→06/97				03.0137-9703.2	669703	
E 220 (124.042)	110	06/93→06/97				03.0137-9704.2	669704	
E 320 (124.052)	162	06/93→06/97						
E 36 AMG (124.052)	200	05/94→06/97						
 Seilzug, Feststellbremse								
E 200 (124.040)	100	06/93→06/97	→	↓; Scheibenbremse	2	24.3727-0409.2	580409	L= 1.060
E 220 (124.042)	110	06/93→06/97						
E 320 (124.052)	162	06/93→06/97						
E 36 AMG (124.052)	200	05/94→06/97						
MERCEDES-BENZ - E-KLASSE Coupe (C207) 01/09→12/16								
 Bremsbackensatz, Feststellbremse								
E 200 (207.334)	135	06/13→12/16				03.0137-4005.2	654005	Ø 164 x 25 + Zub
E 200 CGI (207.348)	135	01/10→12/16						
E 220 BlueTEC (207.301)	130	05/14→12/16						
E 220 CDI / d (207.302, 207.301)	125	01/10→12/16						
E 220 CDI (207.302)	120	02/10→12/14						
E 250 (207.336)	155	06/13→12/16						
E 300 (207.355)	185	04/11→06/16						
E 320 (207.362)	200	07/14→12/16						
E 350 (207.359)	225	04/11→12/14						
E 350 4-matic (207.388)	225	02/13→12/16						
E 350 BlueTEC	185	06/13→12/16						
E 350 BlueTEC / d (207.326)	190	05/14→12/16						
E 350 CDI (207.323)	195	06/11→06/13						
E 400 (207.361)	245	07/14→12/16						
E 400 (207.365)	245	06/13→12/16						
E 500 (207.373)	300	09/11→12/16						
E 250 CDI / BlueTEC / d (207.303, 207.304)	150	01/09→12/16		05/09→		03.0137-4005.2	654005	Ø 164 x 25 + Zub
E 250 CGI (207.347)	150	01/09→12/16						
E 350 CDI (207.322)	170	01/09→06/11						
E 350 CGI (207.357)	215	01/09→12/11						
E 500 (207.372)	285	01/09→12/16						
Zubehörsatz, Feststellbremsbacken								
E 200 (207.334)	135	06/13→12/16				03.0137-9703.2	669703	
E 200 CGI (207.348)	135	01/10→12/16				03.0137-9704.2	669704	
E 220 BlueTEC (207.301)	130	05/14→12/16						
E 220 CDI / d (207.302, 207.301)	125	01/10→12/16						
E 220 CDI (207.302)	120	02/10→12/14						
E 250 (207.336)	155	06/13→12/16						
E 300 (207.355)	185	04/11→06/16						
E 320 (207.362)	200	07/14→12/16						
E 350 (207.359)	225	04/11→12/14						
E 350 4-matic (207.388)	225	02/13→12/16						
E 350 BlueTEC	185	06/13→12/16						
E 350 BlueTEC / d (207.326)	190	05/14→12/16						
E 350 CDI (207.323)	195	06/11→06/13						
E 400 (207.361)	245	07/14→12/16						
E 400 (207.365)	245	06/13→12/16						
E 500 (207.373)	300	09/11→12/16						
E 250 CDI / BlueTEC / d (207.303, 207.304)	150	01/09→12/16		05/09→		03.0137-9703.2	669703	
E 250 CGI (207.347)	150	01/09→12/16				03.0137-9704.2	669704	
E 350 CDI (207.322)	170	01/09→06/11						
E 350 CGI (207.357)	215	01/09→12/11						
E 500 (207.372)	285	01/09→12/16						









	kW					! #		
MERCEDES-BENZ - E-KLASSE Coupe (C207) 01/09→12/16								
 Seilzug, Feststellbremse								
E 200 (207.334)	135	06/13→12/16		☐		1	24.3727-0470.2 580470	L= 1.152
E 200 CGI (207.348)	135	01/10→12/16	←	☒; für Linkslenker; Scheibenbremse		1	24.3727-0465.2 580465	L= 2.057
E 220 BlueTEC (207.301)	130	05/14→12/16	→	☒; für Linkslenker		2	24.3727-0467.2 580467	L= 728
E 220 CDI / d (207.302, 207.301)	125	01/10→12/16	→	☒; für Rechtslenker; Scheibenbremse		2	24.3727-0467.2 580467	L= 728
E 220 CDI (207.302)	120	02/10→12/14						
E 250 (207.336)	155	06/13→12/16						
E 300 (207.355)	185	04/11→06/16						
E 320 (207.362)	200	07/14→12/16						
E 350 (207.359)	225	04/11→12/14						
E 350 4-matic (207.388)	225	02/13→12/16						
E 350 BlueTEC	185	06/13→12/16						
E 350 BlueTEC / d (207.326)	190	05/14→12/16						
E 350 CDI (207.323)	195	06/11→06/13						
E 400 (207.361)	245	07/14→12/16						
E 400 (207.365)	245	06/13→12/16						
E 500 (207.373)	300	09/11→12/16						
E 250 CDI / BlueTEC / d (207.303, 207.304)	150	01/09→12/16		☐; 05/09→		1	24.3727-0470.2 580470	L= 1.152
E 250 CGI (207.347)	150	01/09→12/16	←	☒; 05/09→; für Linkslenker; Scheibenbremse		1	24.3727-0465.2 580465	L= 2.057
E 350 CDI (207.322)	170	01/09→06/11	→					
E 350 CGI (207.357)	215	01/09→12/11	→	☒; 05/09→; für Rechtslenker; Scheibenbremse		2	24.3727-0467.2 580467	L= 728
E 500 (207.372)	285	01/09→12/16	→	☒; 05/09→; für Linkslenker		2	24.3727-0467.2 580467	L= 728
MERCEDES-BENZ - E-KLASSE Pritsche/Fahrgestell (VF211) 03/03→07/09								
 Bremsbackensatz, Feststellbremse								
E 220 CDI (211.606)	110	10/03→07/06	→				03.0137-4017.2 654017	Ø 180 x 25 + Zub
E 270 CDI (211.616)	120	03/03→07/09						
E 270 CDI (211.616)	130	10/03→07/05						
Zubehörsatz, Feststellbremsbacken								
E 220 CDI (211.606)	110	10/03→07/06	→				03.0137-9703.2 669703	
E 270 CDI (211.616)	120	03/03→07/09					03.0137-9704.2 669704	
E 270 CDI (211.616)	130	10/03→07/05						
 Seilzug, Feststellbremse								
E 220 CDI (211.606)	110	10/03→07/06	→	☐			24.3727-0448.2 580448	L= 1.726
E 270 CDI (211.616)	120	03/03→07/09						
E 270 CDI (211.616)	130	10/03→07/05	→	☐			24.3727-0449.2 580449	L= 1.742
MERCEDES-BENZ - E-KLASSE T-Model (S124) 06/93→06/96								
 Bremsbackensatz, Feststellbremse								
E 200 T (124.079)	100	06/93→06/96					03.0137-0170.2 650170	Ø 164 x 20 + Zub
E 220 T (124.082)	110	06/93→06/96						
E 250 TD (124.186)	83	06/93→06/96						
E 250 Turbo D	93	06/93→06/96						
E 280 T (124.088)	142	06/93→06/96						
E 280 T (124.088)	145	06/93→06/96						
E 300 T 4-matic (124.290)	132	06/93→06/96						
E 300 TD (124.191)	100	06/93→06/96						
E 300 T Turbo-D (124.193)	108	06/93→06/96						
E 300 T Turbo-D 4-matic (124.393)	108	06/93→06/96						
E 320 T (124.092)	162	06/93→06/96						
E 36 T AMG (124.092)	200	05/94→06/96						
Zubehörsatz, Feststellbremsbacken								
E 200 T (124.079)	100	06/93→06/96					03.0137-9703.2 669703	
E 220 T (124.082)	110	06/93→06/96					03.0137-9704.2 669704	
E 250 TD (124.186)	83	06/93→06/96						
E 250 Turbo D	93	06/93→06/96						
E 280 T (124.088)	142	06/93→06/96						
E 280 T (124.088)	145	06/93→06/96						
E 300 T 4-matic (124.290)	132	06/93→06/96						
E 300 TD (124.191)	100	06/93→06/96						
E 300 T Turbo-D (124.193)	108	06/93→06/96						
E 300 T Turbo-D 4-matic (124.393)	108	06/93→06/96						
E 320 T (124.092)	162	06/93→06/96						
E 36 T AMG (124.092)	200	05/94→06/96						
↓								








	kW			 	! #							
MERCEDES-BENZ - E-KLASSE T-Model (S124) 06/93→06/96												
 Seilzug, Feststellbremse												
E 200 T (124.079)	100	06/93→06/96	←	↑	1	24.3727-0411.2 580411	L= 2.496					
E 220 T (124.082)	110	06/93→06/96	→	↓; Scheibenbremse	2	24.3727-0409.2 580409	L= 1.060					
E 250 TD (124.186)	83	06/93→06/96										
E 250 Turbo D	93	06/93→06/96										
E 280 T (124.088)	142	06/93→06/96										
E 280 T (124.088)	145	06/93→06/96										
E 300 T 4-matic (124.290)	132	06/93→06/96										
E 300 TD (124.191)	100	06/93→06/96										
E 300 T Turbo-D (124.193)	108	06/93→06/96										
E 300 T Turbo-D 4-matic (124.393)	108	06/93→06/96										
E 320 T (124.092)	162	06/93→06/96										
E 36 T AMG (124.092)	200	05/94→06/96										
MERCEDES-BENZ - E-KLASSE T-Model (S210) 06/96→03/03												
 Bremsbackensatz, Feststellbremse												
E 200 T (210.235)	100	06/96→08/00	→			03.0137-4012.2 654012	Ø 164 x 25 + Zub					
E 200 T Kompressor (210.248)	120	08/00→03/03										
E 230 T (210.237)	110	06/96→06/97										
E 240 T (210.262)	125	08/00→03/03										
E 280 T 4-matic (210.281)	150	12/96→03/03										
E 300 T Turbo-D (210.225)	130	12/96→07/99										
E 320 T (210.265)	165	12/96→03/03										
E 320 T CDI (210.226)	145	07/99→03/03										
E 420 T (210.272)	205	06/96→06/97										
E 430 T 4-matic (210.283)	205	05/99→03/03										
E 200 T Kompressor (210.245)	137	06/97→03/03						→	09/97→		03.0137-4012.2 654012	Ø 164 x 25 + Zub
E 240 T (210.261)	125	06/97→03/03						→			03.0137-0244.2 650244	Ø 164 x 25 + Zub
E 250 T Turbo-D (210.215)	110	06/97→07/99										
E 430 T (210.270)	205	06/97→03/03										
E 55 T AMG (210.274)	260	08/97→03/03										
E 220 T CDI (210.206)	100	05/99→03/03										
E 220 T CDI (210.206)	105	07/99→03/03										
E 270 T CDI	120	02/00→03/03										
E 270 T CDI (210.216)	125	07/99→03/03										
E 290 T Turbo-D (210.217)	95	06/96→07/99										
E 220 T CDI (210.206)	92	06/98→07/99	→	07/98→; Radstand [mm]: 3.570		03.0137-0244.2 650244	Ø 164 x 25 + Zub					
			→	07/98→; Radstand [mm]: 2.833		03.0137-4012.2 654012	Ø 164 x 25 + Zub					
E 250 T D (210.210)	83	06/96→07/99	→	Radstand [mm]: 3.570		03.0137-0244.2 650244	Ø 164 x 25 + Zub					
			→	für Rechtslenker; Radstand [mm]: 2.833		03.0137-4012.2 654012	Ø 164 x 25 + Zub					
			→	Radstand [mm]: 2.833		03.0137-4012.2 654012	Ø 164 x 25 + Zub					
E 280 T (210.263)	150	12/96→03/03	→	Radstand [mm]: 3.570		03.0137-4012.2 654012	Ø 164 x 25 + Zub					
E 320 T 4-matic (210.282)	165	12/96→03/03	→	06/97→		03.0137-4012.2 654012	Ø 164 x 25 + Zub					
Zubehörsatz, Feststellbremsbacken												
E 200 T (210.235)	100	06/96→08/00	→			03.0137-9248.2 669248						
E 200 T Kompressor (210.248)	120	08/00→03/03										
E 230 T (210.237)	110	06/96→06/97										
E 240 T (210.262)	125	08/00→03/03										
E 280 T 4-matic (210.281)	150	12/96→03/03										
E 300 T Turbo-D (210.225)	130	12/96→07/99										
E 320 T (210.265)	165	12/96→03/03										
E 320 T CDI (210.226)	145	07/99→03/03										
E 420 T (210.272)	205	06/96→06/97										
E 430 T 4-matic (210.283)	205	05/99→03/03										
E 200 T Kompressor (210.245)	137	06/97→03/03						→	09/97→		03.0137-9248.2 669248	
E 240 T (210.261)	125	06/97→03/03						→			03.0137-9703.2 669703	
E 250 T Turbo-D (210.215)	110	06/97→07/99										
E 430 T (210.270)	205	06/97→03/03										
E 55 T AMG (210.274)	260	08/97→03/03										
E 220 T CDI (210.206)	100	05/99→03/03										
E 220 T CDI (210.206)	105	07/99→03/03										
			→	Radstand [mm]: 2.833		03.0137-9248.2 669248						












	kw			 	! #		
MERCEDES-BENZ - E-KLASSE T-Model (S210) 06/96→03/03							
Zubehörsatz, Feststellbremsbacken							
E 270 T CDI E 270 T CDI (210.216) E 290 T Turbo-D (210.217)	120 125 95	02/00→03/03 07/99→03/03 06/96→07/99		Radstand [mm]: 2.833		03.0137-9703.2 669703 03.0137-9704.2 669704	
E 220 T CDI (210.206)	92	06/98→07/99		07/98→; Radstand [mm]: 2.833		03.0137-9248.2 669248 03.0137-9703.2 669703 03.0137-9704.2 669704	
E 250 T D (210.210)	83	06/96→07/99		Radstand [mm]: 2.833		03.0137-9248.2 669248 03.0137-9703.2 669703 03.0137-9704.2 669704	
				für Rechtslenker; Radstand [mm]: 2.833		03.0137-9248.2 669248 03.0137-9703.2 669703 03.0137-9704.2 669704	
E 280 T (210.263)	150	12/96→03/03		Radstand [mm]: 3.570		03.0137-9248.2 669248 03.0137-9703.2 669703 03.0137-9704.2 669704	
E 320 T 4-matic (210.282)	165	12/96→03/03		06/97→		03.0137-9248.2 669248 03.0137-9703.2 669703 03.0137-9704.2 669704	
 Seilzug, Feststellbremse							
E 200 T (210.235) E 230 T (210.237) E 240 T (210.262) E 270 T CDI E 270 T CDI (210.216) E 300 T Turbo-D (210.225) E 320 T (210.265) E 320 T CDI (210.226) E 420 T (210.272) E 430 T 4-matic (210.283)	100 110 125 120 125 130 165 145 205 205	06/96→08/00 06/96→06/97 08/00→03/03 02/00→03/03 07/99→03/03 12/96→07/99 12/96→03/03 07/99→03/03 06/96→06/97 05/99→03/03	  ; für Linkslenker; Scheibenbremse   ; Scheibenbremse   ; Scheibenbremse		1	24.3727-0426.2 580426 24.3727-0424.2 580424 24.3727-0425.2 580425	L= 2.613 L= 1.058 L= 1.031
E 200 T Kompressor (210.245) E 250 T Turbo-D (210.215)	137 110	06/97→03/03 06/97→07/99	  ; 09/97→; für Linkslenker; Scheibenbremse   ; 09/97→; für Linkslenker; Scheibenbremse   ; 09/97→; für Linkslenker; Scheibenbremse		1	24.3727-0426.2 580426 24.3727-0424.2 580424 24.3727-0425.2 580425	L= 2.613 L= 1.058 L= 1.031
E 200 T Kompressor (210.248) E 220 T CDI (210.206) E 220 T CDI (210.206) E 280 T 4-matic (210.281)	120 100 105 150	08/00→03/03 05/99→03/03 07/99→03/03 12/96→03/03	  ; für Linkslenker; Scheibenbremse   ; für Linkslenker; Scheibenbremse   ; für Linkslenker; Scheibenbremse		1	24.3727-0426.2 580426 24.3727-0424.2 580424 24.3727-0425.2 580425	L= 2.613 L= 1.058 L= 1.031
E 220 T CDI (210.206)	92	06/98→07/99	  ; 07/98→; für Linkslenker; Scheibenbremse   ; 07/98→; für Linkslenker; Scheibenbremse   ; 07/98→; für Linkslenker; Scheibenbremse		1	24.3727-0426.2 580426 24.3727-0424.2 580424 24.3727-0425.2 580425	L= 2.613 L= 1.058 L= 1.031
E 240 T (210.261) E 430 T (210.270) E 55 T AMG (210.274)	125 205 260	06/97→03/03 06/97→03/03 08/97→03/03	  ; 09/97→; für Linkslenker; Scheibenbremse   ; 09/97→; Scheibenbremse   ; 09/97→; Scheibenbremse		1	24.3727-0426.2 580426 24.3727-0424.2 580424 24.3727-0425.2 580425	L= 2.613 L= 1.058 L= 1.031
E 250 T D (210.210) E 290 T Turbo-D (210.217)	83 95	06/96→07/99 06/96→07/99	  ; für Linkslenker; Radstand [mm]: 2.833; Scheibenbremse   ; für Linkslenker; Radstand [mm]: 3.570; Scheibenbremse   ; für Rechtslenker; Scheibenbremse   ; für Linkslenker; Radstand [mm]: 2.833; Scheibenbremse   ; für Rechtslenker; Scheibenbremse   ; für Linkslenker; Radstand [mm]: 3.570; Scheibenbremse   ; für Linkslenker; Radstand [mm]: 2.833; Scheibenbremse		1	24.3727-0426.2 580426 24.3727-0424.2 580424 24.3727-0424.2 580424 24.3727-0424.2 580424 24.3727-0425.2 580425 24.3727-0425.2 580425 24.3727-0425.2 580425	L= 2.613 L= 1.058 L= 1.058 L= 1.058 L= 1.031 L= 1.031 L= 1.031
E 280 T (210.263)	150	12/96→03/03	  ; für Linkslenker; Radstand [mm]: 3.570; Scheibenbremse   ; für Linkslenker; Radstand [mm]: 3.570; Scheibenbremse			24.3727-0424.2 580424 24.3727-0425.2 580425	L= 1.058 L= 1.031
↓							











	kW					! #				
MERCEDES-BENZ - E-KLASSE T-Model (S210) 06/96→03/03										
 Seilzug, Feststellbremse										
E 320 T 4-matic (210.282)	165	12/96→03/03	←	↑; 06/97→; für Linkslenker; Scheibenbremse	1	24.3727-0426.2	580426	L= 2.613		
			→	□; 06/97→; für Linkslenker; Scheibenbremse				24.3727-0424.2	580424	L= 1.058
			→	▣; 06/97→; für Linkslenker; Scheibenbremse				24.3727-0425.2	580425	L= 1.031
MERCEDES-BENZ - E-KLASSE T-Model (S211) 02/03→07/09										
 Bremsbackensatz, Feststellbremse										
350 CGI (211.257)	215	05/06→07/09				03.0137-4017.2	654017	Ø 180 x 25 + Zub		
E 200 CDI (211.207)	100	04/06→07/09								
E 200 Kompressor (211.241)	135	04/06→07/09								
E 200 T Kompressor (211.242)	120	03/03→07/09								
E 220 CDI (211.206)	100	03/03→07/09								
E 220 T CDI	120	03/03→07/09								
E 220 T CDI (211.206)	110	03/03→07/09								
E 220 T CDI (211.208)	125	04/06→07/09								
E 230 T (211.252)	150	05/07→07/09								
E 240 T (211.261)	130	03/03→07/09								
E 240 T 4-matic (211.280)	130	07/03→07/09								
E 270 T CDI (211.216)	120	03/03→07/09								
E 270 T CDI (211.216)	130	03/03→07/09								
E 280 T CDI (211.220)	140	03/05→07/09								
E 280 T CDI (211.223)	130	05/04→07/09								
E 320 T (211.265)	165	03/03→07/09								
E 320 T 4-matic (211.282)	165	07/03→07/09								
E 320 T CDI (211.222)	155	11/07→07/09								
E 320 T CDI (211.222)	165	03/05→07/09								
E 320 T CDI (211.226)	150	03/03→07/09								
E 350 T (211.256)	200	03/05→07/09								
E 350 T 4-matic (211.287)	200	03/05→07/09								
E 500 T (211.270)	225	10/03→07/09								
E 500 T (211.272)	285	04/06→07/09								
E 500 T 4-matic (211.283)	225	10/03→07/09								
E 500 T 4-matic (211.290)	285	04/06→07/09								
E 55 T AMG Kompressor (211.276)	350	07/03→07/09								
E 63 AMG (211.277)	378	03/06→07/09								
E 280 T (211.254)	170	03/05→07/09		05/05→		03.0137-4017.2	654017	Ø 180 x 25 + Zub		
E 280 T 4-matic (211.292)	170	03/05→07/09								
E 280 T CDI 4-matic (211.284)	140	03/05→07/09								
E 320 T CDI 4-matic (211.289)	165	03/05→07/09								
Zubehörsatz, Feststellbremsbacken										
350 CGI (211.257)	215	05/06→07/09				03.0137-9703.2	669703			
E 200 CDI (211.207)	100	04/06→07/09				03.0137-9704.2	669704			
E 200 Kompressor (211.241)	135	04/06→07/09								
E 200 T Kompressor (211.242)	120	03/03→07/09	→			03.0137-9297.2	669297			
E 220 CDI (211.206)	100	03/03→07/09								
E 220 T CDI	120	03/03→07/09								
E 220 T CDI (211.206)	110	03/03→07/09								
E 220 T CDI (211.208)	125	04/06→07/09								
E 230 T (211.252)	150	05/07→07/09								
E 240 T (211.261)	130	03/03→07/09								
E 240 T 4-matic (211.280)	130	07/03→07/09								
E 270 T CDI (211.216)	120	03/03→07/09								
E 270 T CDI (211.216)	130	03/03→07/09								
E 280 T CDI (211.220)	140	03/05→07/09								
E 280 T CDI (211.223)	130	05/04→07/09								
E 320 T (211.265)	165	03/03→07/09								
E 320 T 4-matic (211.282)	165	07/03→07/09								
E 320 T CDI (211.222)	155	11/07→07/09								
E 320 T CDI (211.222)	165	03/05→07/09								
E 320 T CDI (211.226)	150	03/03→07/09								
E 350 T (211.256)	200	03/05→07/09								
E 350 T 4-matic (211.287)	200	03/05→07/09								
↓										












	kW			 	! #		
MERCEDES-BENZ - E-KLASSE T-Model (S211) 02/03→07/09							
Zubehörsatz, Feststellbremsbacken							
E 500 T (211.270)	225	10/03→07/09				03.0137-9703.2	669703
E 500 T (211.272)	285	04/06→07/09				03.0137-9704.2	669704
E 500 T 4-matic (211.283)	225	10/03→07/09	→			03.0137-9297.2	669297
E 500 T 4-matic (211.290)	285	04/06→07/09					
E 55 T AMG Kompressor (211.276)	350	07/03→07/09					
E 63 AMG (211.277)	378	03/06→07/09					
E 280 T (211.254)	170	03/05→07/09		05/05→		03.0137-9703.2	669703
E 280 T 4-matic (211.292)	170	03/05→07/09				03.0137-9704.2	669704
E 280 T CDI 4-matic (211.284)	140	03/05→07/09	→	05/05→		03.0137-9297.2	669297
E 320 T CDI 4-matic (211.289)	165	03/05→07/09					
 Seilzug, Feststellbremse							
350 CGI (211.257)	215	05/06→07/09		<input checked="" type="checkbox"/> ; für Linkslenker; Scheibenbremse	1	24.3727-0447.2	580447 L= 1.952
E 200 CDI (211.207)	100	04/06→07/09	→	<input type="checkbox"/> ; Scheibenbremse		24.3727-0448.2	580448 L= 1.726
E 200 Kompressor (211.241)	135	04/06→07/09	→	<input type="checkbox"/> ; Scheibenbremse		24.3727-0449.2	580449 L= 1.742
E 200 T Kompressor (211.242)	120	03/03→07/09					
E 220 CDI (211.206)	100	03/03→07/09					
E 220 T CDI	120	03/03→07/09					
E 220 T CDI (211.206)	110	03/03→07/09					
E 220 T CDI (211.208)	125	04/06→07/09					
E 230 T (211.252)	150	05/07→07/09					
E 240 T (211.261)	130	03/03→07/09					
E 240 T 4-matic (211.280)	130	07/03→07/09					
E 270 T CDI (211.216)	120	03/03→07/09					
E 270 T CDI (211.216)	130	03/03→07/09					
E 280 T CDI (211.223)	130	05/04→07/09					
E 320 T (211.265)	165	03/03→07/09					
E 320 T 4-matic (211.282)	165	07/03→07/09					
E 320 T CDI (211.226)	150	03/03→07/09					
E 350 T (211.256)	200	03/05→07/09					
E 350 T 4-matic (211.287)	200	03/05→07/09					
E 500 T (211.270)	225	10/03→07/09					
E 500 T (211.272)	285	04/06→07/09					
E 500 T 4-matic (211.283)	225	10/03→07/09					
E 500 T 4-matic (211.290)	285	04/06→07/09					
E 55 T AMG Kompressor (211.276)	350	07/03→07/09					
E 63 AMG (211.277)	378	03/06→07/09					
E 280 T (211.254)	170	03/05→07/09		<input checked="" type="checkbox"/> ; 05/05→; für Linkslenker; Scheibenbremse	1	24.3727-0447.2	580447 L= 1.952
E 280 T 4-matic (211.292)	170	03/05→07/09	→	<input type="checkbox"/> ; 05/05→; Scheibenbremse		24.3727-0448.2	580448 L= 1.726
E 320 T CDI 4-matic (211.289)	165	03/05→07/09	→	<input type="checkbox"/> ; 05/05→; Scheibenbremse		24.3727-0449.2	580449 L= 1.742
MERCEDES-BENZ - E-KLASSE T-Model (S212) 08/09→12/16							
 Bremsbackensatz, Feststellbremse							
E 200 (212.234)	135	11/12→12/16		03/13→		03.0137-4007.2	654007 Ø 180 x 25 - HEB / + Zub
E 250 (212.236)	155	11/12→12/16					
E 200 CDI / BlueTEC (212.205, 212.206)	100	11/09→12/16				03.0137-4007.2	654007 Ø 180 x 25 - HEB / + Zub
E 200 CGI (212.248)	135	11/09→12/16					
E 220 BlueTEC	130	05/15→12/16					
E 220 BlueTEC 4-matic (212.211)	125	12/14→12/16					
E 220 CDI / BlueTEC (212.202, 212.201)	125	11/09→12/16					
E 250 CDI / BlueTEC (212.203, 212.204)	150	11/09→12/16					
E 250 CDI / BlueTEC 4-matic (212.282, 212.297)	150	07/10→12/16					
E 250 CGI (212.247)	150	11/09→12/13					
E 300 (212.254)	170	11/09→12/11					
E 300 (212.255)	185	07/11→12/16					
E 300 4-matic (212.280)	185	07/11→12/16					
E 300 CDI / BlueTEC (212.227, 212.221)	170	11/09→12/16					
E 350 (212.259)	225	09/11→12/14					
E 350 4-matic (212.287)	200	11/09→12/11					










	kW			 	! #		
MERCEDES-BENZ - E-KLASSE T-Model (S212) 08/09→12/16							
 Bremsbackensatz, Feststellbremse							
E 350 4-matic (212.288, 212.287)	225	09/11→12/16				03.0137-4007.2 654007	Ø 180 x 25 - HEB / + Zub
E 350 BlueTEC (212.224)	155	11/09→12/13					
E 350 BlueTEC (212.226)	190	07/14→12/16					
E 350 BlueTEC 4-matic (212.294)	190	07/14→12/16					
E 350 CDI (212.223)	195	07/11→12/13					
E 350 CDI (212.225)	170	11/09→12/11					
E 350 CDI 4-matic (212.289)	170	11/09→12/11					
E 350 CDI 4-matic (212.293)	195	07/11→12/13					
E 350 CGI (212.257)	215	11/09→12/11					
E 400 (212.261)	245	07/14→12/16					
E 400 (212.265)	245	01/13→12/16					
E 400 4-matic (212.267)	245	01/13→12/16					
E 400 4-matic (212.299)	245	07/14→12/16					
E 500 (212.272)	285	11/09→12/11					
E 500 (212.273)	300	09/11→12/16					
E 500 4-matic (212.291)	300	09/11→12/16					
E 63 AMG (212.274)	386	02/11→12/16					
E 63 AMG (212.274)	410	02/11→12/16					
E 63 AMG 4-matic (212.292)	410	02/11→12/16					
E 220 CDI (212.202)	120	08/09→08/14		11/09→		03.0137-4007.2 654007	Ø 180 x 25 - HEB / + Zub
E 350 (212.256)	200	08/09→12/11					
E 63 AMG (212.277)	386	08/09→12/11					
E 300 Hybrid / BlueTEC Hybrid (212.298)	150	12/11→12/16		06/12→		03.0137-4007.2 654007	Ø 180 x 25 - HEB / + Zub
E 350 BlueTEC	185	11/12→12/16		01/13→		03.0137-4007.2 654007	Ø 180 x 25 - HEB / + Zub
E 350 BlueTEC 4-matic (212.294)	185	11/12→12/16					
E 63 AMG (212.275)	430	02/13→12/16		04/13→		03.0137-4007.2 654007	Ø 180 x 25 - HEB / + Zub
E 63 AMG 4-matic (212.276)	430	02/13→12/16					
Zubehörsatz, Feststellbremsbacken							
E 200 (212.234)	135	11/12→12/16		03/13→		03.0137-9703.2 669703	
E 250 (212.236)	155	11/12→12/16				03.0137-9704.2 669704	
E 200 CDI / BlueTEC (212.205, 212.206)	100	11/09→12/16				03.0137-9703.2 669703	
E 200 CGI (212.248)	135	11/09→12/16				03.0137-9704.2 669704	
E 220 BlueTEC	130	05/15→12/16					
E 220 BlueTEC 4-matic (212.211)	125	12/14→12/16					
E 220 CDI / BlueTEC (212.202, 212.201)	125	11/09→12/16					
E 250 CDI / BlueTEC (212.203, 212.204)	150	11/09→12/16					
E 250 CDI / BlueTEC 4-matic (212.282, 212.297)	150	07/10→12/16					
E 250 CGI (212.247)	150	11/09→12/13					
E 300 (212.254)	170	11/09→12/11					
E 300 (212.255)	185	07/11→12/16					
E 300 4-matic (212.280)	185	07/11→12/16					
E 300 CDI / BlueTEC (212.227, 212.221)	170	11/09→12/16					
E 300 CDI (212.220)	150	12/09→12/10					
E 350 (212.259)	225	09/11→12/14					
E 350 4-matic (212.287)	200	11/09→12/11					
E 350 4-matic (212.288, 212.287)	225	09/11→12/16					
E 350 BlueTEC (212.224)	155	11/09→12/13					
E 350 BlueTEC (212.226)	190	07/14→12/16					
E 350 BlueTEC 4-matic (212.294)	190	07/14→12/16					
E 350 CDI (212.223)	195	07/11→12/13					
E 350 CDI (212.225)	170	11/09→12/11					
E 350 CDI 4-matic (212.289)	170	11/09→12/11					
E 350 CDI 4-matic (212.293)	195	07/11→12/13					
E 350 CGI (212.257)	215	11/09→12/11					
E 400 (212.261)	245	07/14→12/16					
E 400 (212.265)	245	01/13→12/16					
E 400 4-matic (212.267)	245	01/13→12/16					
E 400 4-matic (212.299)	245	07/14→12/16					
E 500 (212.272)	285	11/09→12/11					
↓							












	kW			 	! #			
MERCEDES-BENZ - E-KLASSE T-Model (S212) 08/09→12/16								
Zubehörsatz, Feststellbremsbacken								
E 500 (212.273)	300	09/11→12/16				03.0137-9703.2	669703	
E 500 4-matic (212.291)	300	09/11→12/16				03.0137-9704.2	669704	
E 63 AMG (212.274)	386	02/11→12/16						
E 63 AMG (212.274)	410	02/11→12/16						
E 63 AMG 4-matic (212.292)	410	02/11→12/16						
E 220 CDI (212.202)	120	08/09→08/14		11/09→		03.0137-9703.2	669703	
E 350 (212.256)	200	08/09→12/11				03.0137-9704.2	669704	
E 63 AMG (212.277)	386	08/09→12/11						
E 300 Hybrid / BlueTEC Hybrid (212.298)	150	12/11→12/16		06/12→		03.0137-9703.2	669703	
						03.0137-9704.2	669704	
E 350 BlueTEC	185	11/12→12/16		01/13→		03.0137-9703.2	669703	
E 350 BlueTEC 4-matic (212.294)	185	11/12→12/16				03.0137-9704.2	669704	
E 63 AMG (212.275)	430	02/13→12/16		04/13→		03.0137-9703.2	669703	
E 63 AMG 4-matic (212.276)	430	02/13→12/16				03.0137-9704.2	669704	
Seilzug, Feststellbremse								
E 200 (212.234)	135	11/12→12/16			1	24.3727-0483.2	580483	L= 1.250
E 250 (212.236)	155	11/12→12/16			1	24.3727-0483.2	580483	L= 1.250
			←	☐; 03/13→; für Rechtslenker; Scheibenbremse	1	24.3727-0479.2	580479	L= 1.660
			←	☐; 03/13→; für Linkslenker	1	24.3727-0484.2	580484	L= 2.040
			→	☐; 03/13→; Scheibenbremse	2	24.3727-0478.2	580478	L= 743
E 200 CDI / BlueTEC (212.205, 212.206)	100	11/09→12/16		☐; für Rechtslenker; Scheibenbremse	1	24.3727-0483.2	580483	L= 1.250
E 200 CGI (212.248)	135	11/09→12/16		☐; für Linkslenker	1	24.3727-0483.2	580483	L= 1.250
E 220 BlueTEC 4-matic (212.211)	125	12/14→12/16	←	☐; für Rechtslenker; Scheibenbremse	1	24.3727-0479.2	580479	L= 1.660
E 220 CDI / BlueTEC (212.202, 212.201)	125	11/09→12/16	←	☐; für Linkslenker	1	24.3727-0484.2	580484	L= 2.040
E 250 CDI / BlueTEC (212.203, 212.204)	150	11/09→12/16	→	☐; Scheibenbremse	2	24.3727-0478.2	580478	L= 743
E 250 CDI / BlueTEC 4-matic (212.282, 212.297)	150	07/10→12/16						
E 250 CGI (212.247)	150	11/09→12/13						
E 300 (212.254)	170	11/09→12/11						
E 300 (212.255)	185	07/11→12/16						
E 300 4-matic (212.280)	185	07/11→12/16						
E 300 CDI / BlueTEC (212.227, 212.221)	170	11/09→12/16						
E 350 (212.259)	225	09/11→12/14						
E 350 4-matic (212.287)	200	11/09→12/11						
E 350 4-matic (212.288, 212.287)	225	09/11→12/16						
E 350 BlueTEC (212.224)	155	11/09→12/13						
E 350 BlueTEC (212.226)	190	07/14→12/16						
E 350 BlueTEC 4-matic (212.294)	190	07/14→12/16						
E 350 CDI (212.223)	195	07/11→12/13						
E 350 CDI (212.225)	170	11/09→12/11						
E 350 CDI 4-matic (212.289)	170	11/09→12/11						
E 350 CDI 4-matic (212.293)	195	07/11→12/13						
E 350 CGI (212.257)	215	11/09→12/11						
E 400 (212.261)	245	07/14→12/16						
E 400 (212.265)	245	01/13→12/16						
E 400 4-matic (212.267)	245	01/13→12/16						
E 400 4-matic (212.299)	245	07/14→12/16						
E 500 (212.272)	285	11/09→12/11						
E 500 (212.273)	300	09/11→12/16						
E 500 4-matic (212.291)	300	09/11→12/16						
E 63 AMG (212.274)	386	02/11→12/16						
E 63 AMG (212.274)	410	02/11→12/16						
E 63 AMG 4-matic (212.292)	410	02/11→12/16						
E 220 BlueTEC	130	05/15→12/16		☐	1	24.3727-0483.2	580483	L= 1.250
				☐; für Rechtslenker; Scheibenbremse	1	24.3727-0483.2	580483	L= 1.250
			←	☐; für Rechtslenker; Scheibenbremse	1	24.3727-0479.2	580479	L= 1.660
			←	☐	1	24.3727-0484.2	580484	L= 2.040
			→	☐; für Rechtslenker; Scheibenbremse	2	24.3727-0478.2	580478	L= 743
			→	☐; Scheibenbremse	2	24.3727-0478.2	580478	L= 743











	kw				! #		
MERCEDES-BENZ - E-KLASSE T-Model (S212) 08/09→12/16							
 Seilzug, Feststellbremse							
E 220 CDI (212.202) E 350 (212.256) E 63 AMG (212.277)	120 200 386	08/09→08/14 08/09→12/11 08/09→12/11		☐; 11/09→; für Rechtslenker; Scheibenbremse	1	24.3727-0483.2 580483	L= 1.250
				☐; 11/09→; für Linkslenker	1	24.3727-0483.2 580483	L= 1.250
			←	☐; 11/09→; für Rechtslenker; Scheibenbremse	1	24.3727-0479.2 580479	L= 1.660
			←	☐; 11/09→; für Linkslenker	1	24.3727-0484.2 580484	L= 2.040
			→	☐; 11/09→; Scheibenbremse	2	24.3727-0478.2 580478	L= 743
E 300 Hybrid / BlueTEC Hybrid (212.298)	150	12/11→12/16		☐; 06/12→; für Rechtslenker; Scheibenbremse	1	24.3727-0483.2 580483	L= 1.250
				☐; 06/12→; für Linkslenker	1	24.3727-0483.2 580483	L= 1.250
			←	☐; 06/12→; für Rechtslenker; Scheibenbremse	1	24.3727-0479.2 580479	L= 1.660
			←	☐; 06/12→; für Linkslenker	1	24.3727-0484.2 580484	L= 2.040
			→	☐; 06/12→; Scheibenbremse	2	24.3727-0478.2 580478	L= 743
E 350 BlueTEC E 350 BlueTEC 4-matic (212.294)	185 185	11/12→12/16 11/12→12/16		☐; 01/13→; für Rechtslenker; Scheibenbremse	1	24.3727-0483.2 580483	L= 1.250
				☐; 01/13→; für Linkslenker	1	24.3727-0483.2 580483	L= 1.250
			←	☐; 01/13→; für Rechtslenker; Scheibenbremse	1	24.3727-0479.2 580479	L= 1.660
			←	☐; 01/13→; für Linkslenker	1	24.3727-0484.2 580484	L= 2.040
			→	☐; 01/13→; Scheibenbremse	2	24.3727-0478.2 580478	L= 743
E 63 AMG (212.275) E 63 AMG 4-matic (212.276)	430 430	02/13→12/16 02/13→12/16		☐; 04/13→; für Linkslenker	1	24.3727-0483.2 580483	L= 1.250
				☐; 04/13→; für Rechtslenker; Scheibenbremse	1	24.3727-0483.2 580483	L= 1.250
			←	☐; 04/13→; für Rechtslenker; Scheibenbremse	1	24.3727-0479.2 580479	L= 1.660
			←	☐; 04/13→; für Linkslenker	1	24.3727-0484.2 580484	L= 2.040
			→	☐; 04/13→; Scheibenbremse	2	24.3727-0478.2 580478	L= 743
MERCEDES-BENZ - G-KLASSE (W461) 09/89→							
 Radbremszylinder							
230 GE (461.238, 461.239)	90	09/89→07/96	→	02/93→		24.3217-1109.3 020173	Ø 17,46 GG
230 GE (461) 290 GD/G 290 D (461.337, 461.338) G 290 TD (461.335, 461.336)	92 70 88	06/93→07/00 06/93→07/00 07/97→	→			24.3217-1109.3 020173	Ø 17,46 GG
G 300 CDI	135	04/10→	→			24.3217-1109.3 020173 24.3222-1732.3 020537	Ø 17,46 GG Ø 22,2 GG
 Bremstrommel							
230 GE (461.238, 461.239)	90	09/89→07/96	→	02/93→		24.0226-0001.1 480050	Ø 260,0 x 64 / 261,5
230 GE (461) 290 GD/G 290 D (461.337, 461.338) G 290 TD (461.335, 461.336)	92 70 88	06/93→07/00 06/93→07/00 07/97→	→			24.0226-0001.1 480050	Ø 260,0 x 64 / 261,5
 Bremsbackensatz, Feststellbremse							
G 270 CDI G 280 CDI (461.304, 461.346, 461.370, 461.334, 461.339,...	115 135	01/03→ 04/09→				03.0137-4001.2 654001	Ø 160 x 40 + Zub
Zubehörsatz, Feststellbremsbacken							
G 270 CDI G 280 CDI (461.304, 461.346, 461.370, 461.334, 461.339,...	115 135	01/03→ 04/09→				03.0137-9700.2 669700 03.0137-9704.2 669704	
 Seilzug, Feststellbremse							
G 270 CDI	115	01/03→	→	☐		24.3727-0476.2 580476	L= 2.230
			→	☐		24.3727-0477.2 580477	L= 2.374
G 280 CDI (461.304, 461.346, 461.370, 461.334, 461.339,...	135	04/09→	→	☐; nicht für erhöhte Nutzlast; Scheibenbremse		24.3727-0476.2 580476	L= 2.230
G 300 CDI	135	04/10→	→	☐; nicht für erhöhte Nutzlast; Scheibenbremse		24.3727-0477.2 580477	L= 2.374










	kW			 	! #		
MERCEDES-BENZ - G-KLASSE (W463) 09/89→							
 Radbremszylinder							
300 GE (463.227, 463.228)	128	06/90→08/97	➔			24.3217-1109.3 020173	Ø 17,46 GG
350 Turbo GD (463.320, 463.321)	100	09/91→08/96					
G 270 CDI (463.322, 463.323)	115	10/01→					
G 300 TD (463.330, 463.331)	130	08/96→07/00					
G 320 (463.230, 463.231)	155	09/94→12/97					
G 320 (463.232, 463.233, 463.244, 463.245)	158	07/97→					
G 36 AMG (463.230)	200	01/95→07/98					
G 400 CDI (463.332, 463.333)	184	12/00→					
G 500 (463.247, 463.248, 463.249, 463.240, 463.241)	218	04/98→					
G 55 AMG (463.243, 463.246)	260	04/99→					
G 55 AMG (463.270, 463.271)	350	06/04→					
G 55 AMG (463.270, 463.271)	368	08/06→					
G 55 AMG (463.270, 463.271)	373	08/08→					
 Bremstrommel							
300 GE (463.227, 463.228)	128	06/90→08/97	➔			24.0226-0001.1 480050	Ø 260,0 x 64 / 261,5
350 Turbo GD (463.320, 463.321)	100	09/91→08/96					
G 270 CDI (463.322, 463.323)	115	10/01→					
G 300 TD (463.330, 463.331)	130	08/96→07/00					
G 320 (463.230, 463.231)	155	09/94→12/97					
G 320 (463.232, 463.233, 463.244, 463.245)	158	07/97→					
G 36 AMG (463.230)	200	01/95→07/98					
G 400 CDI (463.332, 463.333)	184	12/00→					
G 500 (463.247, 463.248, 463.249, 463.240, 463.241)	218	04/98→					
G 55 AMG (463.243, 463.246)	260	04/99→					
G 55 AMG (463.270, 463.271)	350	06/04→					
G 55 AMG (463.270, 463.271)	368	08/06→					
G 55 AMG (463.270, 463.271)	373	08/08→					
 Bremsbackensatz, Feststellbremse							
G 320 CDI (463.340, 463.341, 463.343)	165	09/06→	➔			03.0137-4001.2 654001	Ø 160 x 40 + Zub
G 350 d (463.348)	180	06/15→					
G 400 CDI (463.332, 463.333)	184	12/00→					
G 500 (463.222, 463.236, 463.237, 463.242)	285	05/08→					
G 500 (463.234, 463.239)	310	06/15→					
G 500 (463.247, 463.248, 463.249, 463.240, 463.241)	218	04/98→					
G 55 AMG (463.243, 463.246)	260	04/99→					
G 55 AMG (463.270, 463.271)	350	06/04→					
G 55 AMG (463.270, 463.271)	368	08/06→					
G 55 AMG (463.270, 463.271)	373	08/08→					
G 65 AMG ↓	450	05/12→	➔	06/12→		03.0137-4001.2 654001	Ø 160 x 40 + Zub









	kW			 	! #		
MERCEDES-BENZ - G-KLASSE (W463) 09/89→							
Zubehörsatz, Feststellbremsbacken							
G 320 CDI (463.340, 463.341, 463.343)	165	09/06→				03.0137-9700.2 669700	
G 350 d (463.348)	180	06/15→				03.0137-9704.2 669704	
G 400 CDI (463.332, 463.333)	184	12/00→					
G 500 (463.222, 463.236, 463.237, 463.242)	285	05/08→					
G 500 (463.247, 463.248, 463.249, 463.240, 463.241)	218	04/98→					
G 55 AMG (463.243, 463.246)	260	04/99→					
G 55 AMG (463.270, 463.271)	350	06/04→					
G 55 AMG (463.270, 463.271)	368	08/06→					
G 55 AMG (463.270, 463.271)	373	08/08→					
G 65 AMG	450	05/12→		06/12→		03.0137-9700.2 669700 03.0137-9704.2 669704	
 Seilzug, Feststellbremse							
G 320 CDI (463.340, 463.341, 463.343)	165	09/06→	➡	<input type="checkbox"/> ; Scheibenbremse		24.3727-0476.2 580476	L= 2.230
G 350 CDI	155	07/11→	➡	<input type="checkbox"/> ; Scheibenbremse		24.3727-0477.2 580477	L= 2.374
G 500 (463.222, 463.236, 463.237, 463.242)	285	05/08→					
G 350 d (463.348)	180	06/15→	➡	<input type="checkbox"/> ; Komponentennummer: 504028/02		24.3727-0476.2 580476	L= 2.230
			➡	<input type="checkbox"/> ; Komponentennummer: 504028/02		24.3727-0477.2 580477	L= 2.374
G 500 (463.234, 463.239)	310	06/15→	➡	<input type="checkbox"/> ; nicht für Fzg. mit zul. Gesamtgewicht [kg]: 3.490		24.3727-0476.2 580476	L= 2.230
			➡	<input type="checkbox"/> ; nicht für Fzg. mit zul. Gesamtgewicht [kg]: 3.490		24.3727-0477.2 580477	L= 2.374
G 63 AMG (463.273)	400	05/12→	➡	<input type="checkbox"/> ; 06/12→; Scheibenbremse		24.3727-0476.2 580476	L= 2.230
G 65 AMG	450	05/12→	➡	<input type="checkbox"/> ; 06/12→; Scheibenbremse		24.3727-0477.2 580477	L= 2.374
MERCEDES-BENZ - G-KLASSE Cabrio (W463) 09/89→							
 Radbremszylinder							
300 GD / G 300 (463.307)	83	12/90→09/97	➡			24.3217-1109.3 020173	Ø 17,46 GG
300 GE (463.207)	125	09/89→09/97					
320 GE (463.208)	155	09/94→11/97					
350 G Turbo-D (463.300)	100	09/91→09/97					
G 300 TD (463.308)	130	09/96→07/00					
G 320 (463.209)	158	11/97→					
G 400 CDI (463.309)	184	12/00→					
G 500 (463.202)	285	12/09→					
G 500 (463)	218	04/98→					
 Bremsstrommel							
300 GD / G 300 (463.307)	83	12/90→09/97	➡			24.0226-0001.1 480050	Ø 260,0 x 64 / 261,5
300 GE (463.207)	125	09/89→09/97					
320 GE (463.208)	155	09/94→11/97					
350 G Turbo-D (463.300)	100	09/91→09/97					
G 300 TD (463.308)	130	09/96→07/00					
G 320 (463.209)	158	11/97→					
G 400 CDI (463.309)	184	12/00→					
G 500 (463.202)	285	12/09→					
G 500 (463)	218	04/98→					
 Bremsbackensatz, Feststellbremse							
G 300 TD (463.308)	130	09/96→07/00	➡			03.0137-4001.2 654001	Ø 160 x 40 + Zub
G 400 CDI (463.309)	184	12/00→					
G 500 (463.202)	285	12/09→					
G 500 (463)	218	04/98→					
Zubehörsatz, Feststellbremsbacken							
G 300 TD (463.308)	130	09/96→07/00				03.0137-9700.2 669700	
G 400 CDI (463.309)	184	12/00→				03.0137-9704.2 669704	
G 500 (463.202)	285	12/09→					
G 500 (463)	218	04/98→					










	kW					! #		
MERCEDES-BENZ - GLK-KLASSE (X204) 06/08→12/15								
 Bremsbackensatz, Feststellbremse								
200 (204.934)	135	08/13→06/15	➔				03.0137-4007.2 654007	Ø 180 x 25 - HEB / + Zub
200 CDI (204.901)	100	12/13→06/15						
200 CDI (204.901)	105	07/10→06/15						
250 (204.936)	155	08/13→06/15						
250 4-matic (204.937)	155	08/13→06/15						
250 CDI 4-matic (204.982, 204.904)	150	09/09→06/15						
300 4-matic	185	09/09→06/15						
300 4-matic (204.981)	170	07/09→12/15						
350 (204.956)	200	04/09→06/15						
350 CDI 4-matic (204.992)	165	07/09→01/10						
350 CDI 4-matic (204.992)	170	02/10→06/15						
350 CDI 4-matic (204.993)	195	07/12→06/15						
220 CDI (204.902)	120	12/08→06/15	➔	04/09→			03.0137-4007.2 654007	Ø 180 x 25 - HEB / + Zub
220 CDI (204.902)	125	12/08→06/15						
220 CDI 4-matic (204.984, 204.997)	125	12/08→06/15						
220 CDI 4-matic (204.984)	120	12/08→06/15						
280 4-matic (204.981)	170	06/08→06/09	➔	09/08→			03.0137-4007.2 654007	Ø 180 x 25 - HEB / + Zub
320 CDI 4-matic (204.983)	165	06/08→06/15						
350 4-matic (204.987)	200	06/08→04/11						
350 4-matic (204.988)	225	06/08→06/15						
Zubehörsatz, Feststellbremsbacken								
200 (204.934)	135	08/13→06/15					03.0137-9703.2 669703	
200 CDI (204.901)	100	12/13→06/15					03.0137-9704.2 669704	
200 CDI (204.901)	105	07/10→06/15						
250 (204.936)	155	08/13→06/15						
250 4-matic (204.937)	155	08/13→06/15						
250 CDI 4-matic (204.982, 204.904)	150	09/09→06/15						
300 4-matic	185	09/09→06/15						
300 4-matic (204.981)	170	07/09→12/15						
350 (204.956)	200	04/09→06/15						
350 CDI 4-matic (204.992)	165	07/09→01/10						
350 CDI 4-matic (204.992)	170	02/10→06/15						
350 CDI 4-matic (204.993)	195	07/12→06/15						
220 CDI (204.902)	120	12/08→06/15		04/09→			03.0137-9703.2 669703	
220 CDI (204.902)	125	12/08→06/15					03.0137-9704.2 669704	
220 CDI 4-matic (204.984, 204.997)	125	12/08→06/15						
220 CDI 4-matic (204.984)	120	12/08→06/15						
280 4-matic (204.981)	170	06/08→06/09		09/08→			03.0137-9703.2 669703	
320 CDI 4-matic (204.983)	165	06/08→06/15					03.0137-9704.2 669704	
350 4-matic (204.987)	200	06/08→04/11						
350 4-matic (204.988)	225	06/08→06/15						
 Seilzug, Feststellbremse								
200 (204.934)	135	08/13→06/15				☐; für Linkslenker; Scheibenbremse	1 24.3727-0481.2 580481	L= 1.140
200 CDI (204.901)	100	12/13→06/15						
200 CDI (204.901)	105	07/10→06/15	➔			☒; für Linkslenker; Scheibenbremse	1 24.3727-0480.2 580480	L= 2.057
250 (204.936)	155	08/13→06/15						
250 4-matic (204.937)	155	08/13→06/15	➔			☒; für Linkslenker; Scheibenbremse	2 24.3727-0482.2 580482	L= 744
250 CDI 4-matic (204.982, 204.904)	150	09/09→06/15						
300 4-matic	185	09/09→06/15						
300 4-matic (204.981)	170	07/09→12/15						
350 (204.956)	200	04/09→06/15						
350 CDI 4-matic (204.992)	165	07/09→01/10						
350 CDI 4-matic (204.992)	170	02/10→06/15						
350 CDI 4-matic (204.993)	195	07/12→06/15						
220 CDI (204.902)	120	12/08→06/15				☐; 04/09→; für Linkslenker; Scheibenbremse	1 24.3727-0481.2 580481	L= 1.140
220 CDI (204.902)	125	12/08→06/15						
220 CDI 4-matic (204.984, 204.997)	125	12/08→06/15	➔			☒; 04/09→; für Linkslenker; Scheibenbremse	1 24.3727-0480.2 580480	L= 2.057
220 CDI 4-matic (204.984)	120	12/08→06/15				☒; 04/09→; für Linkslenker; Scheibenbremse	2 24.3727-0482.2 580482	L= 744
↓								








	kW					! #		
MERCEDES-BENZ - GLK-KLASSE (X204) 06/08→12/15								
 Seilzug, Feststellbremse								
280 4-matic (204.981)	170	06/08→06/09		☐; 09/08→; für Linkslenker;		1	24.3727-0481.2 580481	L= 1.140
320 CDI 4-matic (204.983)	165	06/08→06/15		Scheibenbremse				
350 4-matic (204.987)	200	06/08→04/11	←	☐; 09/08→; für Linkslenker;		1	24.3727-0480.2 580480	L= 2.057
350 4-matic (204.988)	225	06/08→06/15		Scheibenbremse				
			→	☐; 09/08→; für Linkslenker;		2	24.3727-0482.2 580482	L= 744
				Scheibenbremse				
MERCEDES-BENZ - GL-KLASSE (X164) 09/06→12/12								
 Bremsbackensatz, Feststellbremse								
GL 320 CDI / 350 BlueTEC 4-matic (164.824, 164.825)	155	12/09→08/12	→	→ 06/12			03.0137-0451.2 650451	Ø 210 x 30
GL 350 CDI 4-matic (164.822)	165	05/09→08/12						
GL 350 CDI 4-matic (164.823)	195	10/10→08/12						
GL 450 4-matic (164.871)	250	09/06→08/12						
GL 450 CDI 4-matic (164.828)	225	05/09→08/12						
GL 500 4-matic (164.886)	285	09/06→12/12						
GL 320 CDI 4-matic (164.822)	165	09/06→05/09	→				03.0137-0451.2 650451	Ø 210 x 30
GL 420 CDI 4-matic (164.828)	225	09/06→05/09						
Zubehörsatz, Feststellbremsbacken								
GL 320 CDI / 350 BlueTEC 4-matic (164.824, 164.825)	155	12/09→08/12	→	→ 06/12			03.0137-9288.2 669288	
GL 350 CDI 4-matic (164.822)	165	05/09→08/12						
GL 350 CDI 4-matic (164.823)	195	10/10→08/12						
GL 450 4-matic (164.871)	250	09/06→08/12						
GL 450 CDI 4-matic (164.828)	225	05/09→08/12						
GL 500 4-matic (164.886)	285	09/06→12/12						
GL 320 CDI 4-matic (164.822)	165	09/06→05/09	→				03.0137-9288.2 669288	
GL 420 CDI 4-matic (164.828)	225	09/06→05/09						
MERCEDES-BENZ - M-KLASSE (W163) 02/98→07/05								
 Bremsbackensatz, Feststellbremse								
ML 230 (163.136)	110	02/98→06/05	→	03/98→			03.0137-4014.2 654014	Ø 183 x 31 + Zub
ML 320 (163.154)	160	02/98→08/02						
ML 270 CDI (163.113)	120	12/99→06/05	→				03.0137-4014.2 654014	Ø 183 x 31 + Zub
ML 350	173	02/03→06/05						
ML 400 CDI (163.128)	184	09/01→06/05						
ML 500 (163.175)	215	09/01→06/05						
ML 55 AMG (163.174)	255	02/00→06/05						
ML 430 (163.172)	200	02/98→06/05	→	09/98→			03.0137-4014.2 654014	Ø 183 x 31 + Zub
Zubehörsatz, Feststellbremsbacken								
ML 230 (163.136)	110	02/98→06/05	→	03/98→			03.0137-9269.2 669269	
ML 320 (163.154)	160	02/98→08/02						
ML 270 CDI (163.113)	120	12/99→06/05	→				03.0137-9269.2 669269	
ML 350	173	02/03→06/05						
ML 400 CDI (163.128)	184	09/01→06/05						
ML 500 (163.175)	215	09/01→06/05						
ML 55 AMG (163.174)	255	02/00→06/05						
ML 430 (163.172)	200	02/98→06/05	→	09/98→			03.0137-9269.2 669269	
 Seilzug, Feststellbremse								
ML 230 (163.136)	110	02/98→06/05	→	☐; 03/98→; Scheibenbremse			24.3727-0432.2 580432	L= 2.025
ML 320 (163.154)	160	02/98→08/02	→	☐; 03/98→; Scheibenbremse			24.3727-0437.2 580437	L= 1.932
ML 270 CDI (163.113)	120	12/99→06/05	→	☐; Scheibenbremse			24.3727-0432.2 580432	L= 2.025
ML 350	173	02/03→06/05	→	☐; Scheibenbremse			24.3727-0437.2 580437	L= 1.932
ML 400 CDI (163.128)	184	09/01→06/05						
ML 500 (163.175)	215	09/01→06/05						
ML 55 AMG (163.174)	255	02/00→06/05						
↓								










	kW			 	! #		
MERCEDES-BENZ - M-KLASSE (W163) 02/98→07/05							
 Seilzug, Feststellbremse							
ML 430 (163.172)	200	02/98→06/05	➡	<input type="checkbox"/> ; 09/98→; Scheibenbremse		24.3727-0432.2 580432	L= 2.025
			➡	<input checked="" type="checkbox"/> ; 09/98→; Scheibenbremse		24.3727-0437.2 580437	L= 1.932
MERCEDES-BENZ - M-KLASSE (W164) 02/05→12/12							
 Bremsbackensatz, Feststellbremse							
ML 280 CDI 4-matic (164.120)	140	07/05→07/09	➡			03.0137-0451.2 650451	Ø 210 x 30
ML 320 CDI 4-matic (164.122)	155	07/05→07/11					
ML 320 CDI 4-matic (164.122)	165	07/05→07/09					
ML 300 CDI 4-matic (164.120)	140	07/09→12/11	➡	→ 05/11		03.0137-0451.2 650451	Ø 210 x 30
ML 300 CDI 4-matic (164.121)	150	02/10→12/11					
ML 350 4-matic (164.186)	200	02/05→12/11					
ML 350 CDI 4-matic (164.122)	165	07/09→12/11					
ML 350 CDI 4-matic (164.125)	155	09/09→12/11					
ML 350 CDI 4-matic (164.125)	170	02/10→12/11					
ML 450 CDI 4-matic (164.128)	225	09/09→12/11					
ML 500 4-matic (164.172)	285	12/07→12/11					
ML 500 4-matic (164.175)	225	07/05→12/11					
ML 63 AMG 4-matic (164.177)	375	01/06→12/11					
ML 420 CDI 4-matic (164.128)	225	02/06→09/09	➡	04/06→		03.0137-0451.2 650451	Ø 210 x 30
Zubehörsatz, Feststellbremsbacken							
ML 280 CDI 4-matic (164.120)	140	07/05→07/09	➡			03.0137-9288.2 669288	
ML 320 CDI 4-matic (164.122)	155	07/05→07/11					
ML 320 CDI 4-matic (164.122)	165	07/05→07/09					
ML 300 CDI 4-matic (164.120)	140	07/09→12/11	➡	→ 05/11		03.0137-9288.2 669288	
ML 300 CDI 4-matic (164.121)	150	02/10→12/11					
ML 350 4-matic (164.186)	200	02/05→12/11					
ML 350 CDI 4-matic (164.122)	165	07/09→12/11					
ML 350 CDI 4-matic (164.125)	155	09/09→12/11					
ML 350 CDI 4-matic (164.125)	170	02/10→12/11					
ML 450 CDI 4-matic (164.128)	225	09/09→12/11					
ML 500 4-matic (164.172)	285	12/07→12/11					
ML 500 4-matic (164.175)	225	07/05→12/11					
ML 63 AMG 4-matic (164.177)	375	01/06→12/11					
ML 420 CDI 4-matic (164.128)	225	02/06→09/09	➡	04/06→		03.0137-9288.2 669288	
MERCEDES-BENZ - R-KLASSE (W251, V251) 08/05→10/17							
 Bremsbackensatz, Feststellbremse							
R 280 (251.054, 251.154)	170	01/07→12/14	➡			03.0137-0451.2 650451	Ø 210 x 30
R 280 CDI (251.121, 251.026, 251.126)	140	05/06→12/12					
R 280 CDI 4-matic (251.020)	140	05/06→12/12					
R 300 (251.054, 251.154)	170	07/09→12/14					
R 300 CDI (251.021, 251.121, 251.026, 251.126)	140	07/09→12/12					
R 300 CDI 4-matic (251.020)	140	07/09→12/12					
↓							










	kW					! #		
MERCEDES-BENZ - R-KLASSE (W251, V251) 08/05→10/17								
 Bremsbackensatz, Feststellbremse								
R 320 CDI 4-matic (251.022, 251.122)	165	01/06→07/10	➔				03.0137-0451.2 650451	Ø 210 x 30
R 320 CDI 4-matic (251.125)	155	01/06→12/12						
R 350 (251.056, 251.156)	200	01/07→12/12						
R 350 4-matic (251.065, 251.165)	200	08/05→12/12						
R 350 CDI 4-matic (251.022, 251.122)	165	07/09→12/12						
R 350 CDI 4-matic (251.023, 251.123)	195	08/10→12/14						
R 350 CGI 4-matic (251.057, 251.157)	225	10/11→12/14						
R 500 4-matic (251.072, 251.172)	285	05/07→12/14						
R 500 4-matic (251.075, 251.175)	225	08/05→12/14						
R 63 AMG 4-matic (251.077, 251.177)	375	02/06→12/10						
R 350 CDI 4-matic (251.124, 251.125)	155	01/06→12/14	➔	05/09→			03.0137-0451.2 650451	Ø 210 x 30
Zubehörsatz, Feststellbremsbacken								
R 280 (251.054, 251.154)	170	01/07→12/14	➔				03.0137-9288.2 669288	
R 280 CDI (251.121, 251.026, 251.126)	140	05/06→12/12						
R 280 CDI 4-matic (251.020)	140	05/06→12/12						
R 300 (251.054, 251.154)	170	07/09→12/14						
R 300 CDI (251.021, 251.121, 251.026, 251.126)	140	07/09→12/12						
R 300 CDI 4-matic (251.020)	140	07/09→12/12						
R 320 CDI 4-matic (251.022, 251.122)	165	01/06→07/10						
R 320 CDI 4-matic (251.125)	155	01/06→12/12						
R 350 (251.056, 251.156)	200	01/07→12/12						
R 350 4-matic (251.065, 251.165)	200	08/05→12/12						
R 350 CDI 4-matic (251.022, 251.122)	165	07/09→12/12						
R 350 CDI 4-matic (251.023, 251.123)	195	08/10→12/14						
R 350 CGI 4-matic (251.057, 251.157)	225	10/11→12/14						
R 500 4-matic (251.072, 251.172)	285	05/07→12/14						
R 500 4-matic (251.075, 251.175)	225	08/05→12/14						
R 63 AMG 4-matic (251.077, 251.177)	375	02/06→12/10						
R 350 CDI 4-matic (251.124, 251.125)	155	01/06→12/14	➔	05/09→			03.0137-9288.2 669288	
MERCEDES-BENZ - S-KLASSE (W140) 02/91→10/98								
 Bremsbackensatz, Feststellbremse								
300 SE, SEL/S320 (140.032, 140.033)	170	03/91→10/98	➔	04/91→ 06/93			03.0137-0244.2 650244	Ø 164 x 25 + Zub
400 SE, SEL/S420 (140.042, 140.043)	210	02/91→10/98	➔	07/93→			03.0137-0244.2 650244	Ø 164 x 25 + Zub
500 SE, SEL (140.050, 140.051)	240	02/91→10/98						
300 SE 2.8 (140.028)	145	01/93→10/98	➔	07/93→			03.0137-0244.2 650244	Ø 164 x 25 + Zub
S 280 (140.028)	142	02/93→10/98	➔	→ 06/93			03.0137-0244.2 650244	Ø 164 x 25 + Zub
S 300 Turbo-D (140.135)	130	05/96→10/98	➔				03.0137-0244.2 650244	Ø 164 x 25 + Zub
S 350 Turbo-D (140.134)	110	01/93→10/98	➔	07/93→ 06/96			03.0137-0244.2 650244	Ø 164 x 25 + Zub
			➔	03/93→ 06/93			03.0137-0244.2 650244	Ø 164 x 25 + Zub
S 420 (140.042)	205	01/93→10/98	➔	07/93→			03.0137-0244.2 650244	Ø 164 x 25 + Zub
S 500 (140.050, 140.051)	235	01/93→10/98						
S 600 (140.056, 140.057)	290	01/93→10/98						
↓								












	kw			 	! #		
MERCEDES-BENZ - S-KLASSE (W140) 02/91→10/98							
Zubehörsatz, Feststellbremsbacken							
300 SE, SEL/S320 (140.032, 140.033) 400 SE, SEL/S420 (140.042, 140.043) 500 SE, SEL (140.050, 140.051)	170	03/91→10/98		04/91→ 06/93		03.0137-9703.2 669703	
	210	02/91→10/98				03.0137-9704.2 669704	
	240	02/91→10/98		07/93→		03.0137-9703.2 669703 03.0137-9704.2 669704	
300 SE 2.8 (140.028) S 280 (140.028)	145	01/93→10/98		07/93→		03.0137-9703.2 669703	
	142	02/93→10/98				03.0137-9704.2 669704	
				→ 06/93		03.0137-9703.2 669703 03.0137-9704.2 669704	
S 300 Turbo-D (140.135)	130	05/96→10/98				03.0137-9703.2 669703 03.0137-9704.2 669704	
S 350 Turbo-D (140.134)	110	01/93→10/98		03/93→ 06/93		03.0137-9703.2 669703 03.0137-9704.2 669704	
				07/93→ 06/96		03.0137-9703.2 669703 03.0137-9704.2 669704	
S 420 (140.042) S 500 (140.050, 140.051) S 600 (140.056, 140.057)	205	01/93→10/98		07/93→		03.0137-9703.2 669703	
	235	01/93→10/98				03.0137-9704.2 669704	
	290	01/93→10/98					
 Seilzug, Feststellbremse							
300 SE, SEL/S320 (140.032, 140.033) 400 SE, SEL/S420 (140.042, 140.043) 500 SE, SEL (140.050, 140.051)	170	03/91→10/98	←	↑; 07/93→; für Linkslenker; Radstand [mm]: 3.040; Scheibenbremse	1	24.3727-0462.2 580462	L= 2.622
	210	02/91→10/98	←	↑; 04/91→ 06/93; für Linkslenker; Scheibenbremse	1	24.3727-0462.2 580462	L= 2.622
	240	02/91→10/98	→	▣; 04/91→ 06/93; Scheibenbremse		24.3727-0455.2 580455	L= 1.109
			→	▣; 07/93→; Radstand [mm]: 3.040; Scheibenbremse		24.3727-0455.2 580455	L= 1.109
			→	▣; 07/93→; Radstand [mm]: 3.140; Scheibenbremse		24.3727-0455.2 580455	L= 1.109
			→	▣; 07/93→; Radstand [mm]: 3.040; Scheibenbremse		24.3727-0456.2 580456	L= 1.134
			→	▣; 04/91→ 06/93; Scheibenbremse		24.3727-0456.2 580456	L= 1.134
			→	▣; 07/93→; Radstand [mm]: 3.140; Scheibenbremse		24.3727-0456.2 580456	L= 1.134
300 SE 2.8 (140.028) S 280 (140.028)	145	01/93→10/98	←	↑; → 06/93; für Linkslenker; Scheibenbremse	1	24.3727-0462.2 580462	L= 2.622
			←	↑; 07/93→; für Linkslenker; Scheibenbremse	1	24.3727-0462.2 580462	L= 2.622
	142	02/93→10/98	→	▣; → 06/93; Scheibenbremse		24.3727-0455.2 580455	L= 1.109
			→	▣; 07/93→; Scheibenbremse		24.3727-0455.2 580455	L= 1.109
			→	▣; → 06/93; Scheibenbremse		24.3727-0456.2 580456	L= 1.134
			→	▣; 07/93→; Scheibenbremse		24.3727-0456.2 580456	L= 1.134
S 300 Turbo-D (140.135)	130	05/96→10/98	←	↑; für Linkslenker; Scheibenbremse	1	24.3727-0462.2 580462	L= 2.622
			→	▣; Scheibenbremse		24.3727-0455.2 580455	L= 1.109
			→	▣; Scheibenbremse		24.3727-0456.2 580456	L= 1.134
S 350 Turbo-D (140.134)	110	01/93→10/98	←	↑; 07/93→ 06/96; für Linkslenker; Scheibenbremse	1	24.3727-0462.2 580462	L= 2.622
			←	↑; 03/93→ 06/93; für Linkslenker; Scheibenbremse	1	24.3727-0462.2 580462	L= 2.622
			→	▣; 03/93→ 06/93; Scheibenbremse		24.3727-0455.2 580455	L= 1.109
			→	▣; 07/93→ 06/96; Scheibenbremse		24.3727-0455.2 580455	L= 1.109
			→	▣; 03/93→ 06/93; Scheibenbremse		24.3727-0456.2 580456	L= 1.134
			→	▣; 07/93→ 06/96; Scheibenbremse		24.3727-0456.2 580456	L= 1.134
S 420 (140.042) S 500 (140.050, 140.051) S 600 (140.056, 140.057)	205	01/93→10/98	←	↑; 07/93→; für Linkslenker; Radstand [mm]: 3.040; Scheibenbremse	1	24.3727-0462.2 580462	L= 2.622
	235	01/93→10/98	→	▣; 07/93→; Radstand [mm]: 3.040; Scheibenbremse		24.3727-0455.2 580455	L= 1.109
			→	▣; 07/93→; Radstand [mm]: 3.140; Scheibenbremse		24.3727-0455.2 580455	L= 1.109
			→	▣; 07/93→; Radstand [mm]: 3.040; Scheibenbremse		24.3727-0456.2 580456	L= 1.134
			→	▣; 07/93→; Radstand [mm]: 3.140; Scheibenbremse		24.3727-0456.2 580456	L= 1.134
290	01/93→10/98	→	▣; 07/93→; Radstand [mm]: 3.140; Scheibenbremse		24.3727-0456.2 580456	L= 1.134	











	kW			 	! #		
MERCEDES-BENZ - S-KLASSE (W220) 09/98→08/05							
 Bremsbackensatz, Feststellbremse							
S 280 (220.063, 220.163)	150	10/98→08/05		11/98→		03.0137-4016.2 654016	Ø 180 x 25 - HEB / + Zub
S 320 (220.065, 220.165)	165	10/98→08/05					
S 430 (220.070, 220.170)	205	10/98→08/05					
S 320 CDI (220.025, 220.125)	150	09/02→08/05				03.0137-4016.2 654016	Ø 180 x 25 - HEB / + Zub
S 320 CDI (220.026, 220.126)	145	08/99→09/02					
S 350 (220.067, 220.167)	180	09/02→08/05					
S 350 4-matic (220.087, 220.187)	180	06/03→08/05					
S 400 CDI (220.028, 220.128)	191	06/03→08/05					
S 430 4-matic (220.083, 220.183)	205	09/02→08/05					
S 500 4-matic (220.084, 220.184)	225	09/02→08/05					
S 55 AMG (220.073, 220.173)	265	04/99→08/05					
S 55 AMG Kompressor (220.074, 220.174)	368	06/02→08/05					
S 400 CDI (220.028, 220.128)	184	06/00→08/05		08/00→		03.0137-4016.2 654016	Ø 180 x 25 - HEB / + Zub
S 500 (220.075, 220.175, 220.875)	220	10/98→12/03		11/98→; nicht für gepanzerte Fahrzeuge		03.0137-4016.2 654016	Ø 180 x 25 - HEB / + Zub
S 500 (220.075, 220.175, 220.875)	225	10/98→08/05					
S 600 (220.176)	368	09/02→08/05		nicht für gepanzerte Fahrzeuge		03.0137-4016.2 654016	Ø 180 x 25 - HEB / + Zub
S 600 (220.878, 220.178)	270	01/00→08/05					
Zubehörsatz, Feststellbremsbacken							
S 280 (220.063, 220.163)	150	10/98→08/05		11/98→		03.0137-9703.2 669703	
S 320 (220.065, 220.165)	165	10/98→08/05	➔	11/98→		03.0137-9704.2 669704	
S 430 (220.070, 220.170)	205	10/98→08/05				03.0137-9297.2 669297	
S 320 CDI (220.025, 220.125)	150	09/02→08/05				03.0137-9703.2 669703	
S 320 CDI (220.026, 220.126)	145	08/99→09/02	➔			03.0137-9704.2 669704	
S 350 (220.067, 220.167)	180	09/02→08/05				03.0137-9297.2 669297	
S 350 4-matic (220.087, 220.187)	180	06/03→08/05					
S 400 CDI (220.028, 220.128)	191	06/03→08/05					
S 430 4-matic (220.083, 220.183)	205	09/02→08/05					
S 500 4-matic (220.084, 220.184)	225	09/02→08/05					
S 55 AMG (220.073, 220.173)	265	04/99→08/05					
S 55 AMG Kompressor (220.074, 220.174)	368	06/02→08/05					
S 400 CDI (220.028, 220.128)	184	06/00→08/05		08/00→		03.0137-9703.2 669703	
			➔	08/00→		03.0137-9704.2 669704	
S 500 (220.075, 220.175, 220.875)	220	10/98→12/03		11/98→; nicht für gepanzerte Fahrzeuge		03.0137-9703.2 669703	
S 500 (220.075, 220.175, 220.875)	225	10/98→08/05	➔	11/98→; nicht für gepanzerte Fahrzeuge		03.0137-9704.2 669704	
S 600 (220.176)	368	09/02→08/05		nicht für gepanzerte Fahrzeuge		03.0137-9703.2 669703	
S 600 (220.878, 220.178)	270	01/00→08/05	➔	nicht für gepanzerte Fahrzeuge		03.0137-9704.2 669704	
						03.0137-9297.2 669297	
 Seilzug, Feststellbremse							
S 280 (220.063, 220.163)	150	10/98→08/05	➔	☐; 11/98→; Scheibenbremse		24.3727-0457.2 580457	L= 980
			➔	☐; 11/98→; Scheibenbremse		24.3727-0458.2 580458	L= 990
S 320 (220.065, 220.165)	165	10/98→08/05	←	⬆; 11/98→; für Linkslenker; Radstand [mm]: 3.085; Scheibenbremse	1	24.3727-0466.2 580466	L= 2.937
S 430 (220.070, 220.170)	205	10/98→08/05	➔	☐; 11/98→; Radstand [mm]: 3.085; Scheibenbremse		24.3727-0457.2 580457	L= 980
↓							











	kw			 	! #		
MERCEDES-BENZ - S-KLASSE (W220) 09/98→08/05							
Seilzug, Feststellbremse							
S 500 (220.075, 220.175, 220.875) S 500 (220.075, 220.175, 220.875)	220	10/98→12/03	➡	☐; 11/98→; Radstand [mm]: 2.965; Scheibenbremse		24.3727-0457.2 580457	L= 980
	225	10/98→08/05	➡	☐; 11/98→; Radstand [mm]: 2.965; Scheibenbremse		24.3727-0458.2 580458	L= 990
			➡	☐; 11/98→; Radstand [mm]: 3.085; Scheibenbremse		24.3727-0458.2 580458	L= 990
S 320 CDI (220.025, 220.125)	150	09/02→08/05	➡	☐; für Linkslenker; Scheibenbremse		24.3727-0457.2 580457	L= 980
			➡	☐; für Linkslenker; Scheibenbremse		24.3727-0458.2 580458	L= 990
S 320 CDI (220.026, 220.126)	145	08/99→09/02	←	⬆; 08/00→; für Linkslenker; Radstand [mm]: 3.085; Scheibenbremse	1	24.3727-0466.2 580466	L= 2.937
			➡	☐; Radstand [mm]: 2.965; Scheibenbremse		24.3727-0457.2 580457	L= 980
			➡	☐; 08/00→; Radstand [mm]: 3.085; Scheibenbremse		24.3727-0457.2 580457	L= 980
			➡	☐; 08/00→; Radstand [mm]: 3.085; Scheibenbremse		24.3727-0458.2 580458	L= 990
			➡	☐; Radstand [mm]: 2.965; Scheibenbremse		24.3727-0458.2 580458	L= 990
S 350 (220.067, 220.167)	180	09/02→08/05	←	⬆; für Linkslenker; Radstand [mm]: 3.085; Scheibenbremse	1	24.3727-0466.2 580466	L= 2.937
			➡	☐; Radstand [mm]: 3.085; Scheibenbremse		24.3727-0457.2 580457	L= 980
			➡	☐; Radstand [mm]: 3.085; Scheibenbremse		24.3727-0458.2 580458	L= 990
S 350 4-matic (220.087, 220.187) S 430 4-matic (220.083, 220.183) S 500 4-matic (220.084, 220.184)	180	06/03→08/05	←	⬆; für Linkslenker; Radstand [mm]: 3.085; Scheibenbremse	1	24.3727-0466.2 580466	L= 2.937
	205 225	09/02→08/05	➡	☐; Radstand [mm]: 2.965; Scheibenbremse		24.3727-0457.2 580457	L= 980
			➡	☐; Radstand [mm]: 3.085; Scheibenbremse		24.3727-0457.2 580457	L= 980
			➡	☐; Radstand [mm]: 2.965; Scheibenbremse		24.3727-0458.2 580458	L= 990
			➡	☐; Radstand [mm]: 3.085; Scheibenbremse		24.3727-0458.2 580458	L= 990
S 400 CDI (220.028, 220.128)	184	06/00→08/05	←	⬆; 08/00→; für Linkslenker; Radstand [mm]: 3.085; Scheibenbremse	1	24.3727-0466.2 580466	L= 2.937
			➡	☐; 08/00→; für Rechtslenker; Radstand [mm]: 2.965; Scheibenbremse		24.3727-0457.2 580457	L= 980
			➡	☐; 08/00→; Radstand [mm]: 3.085; Scheibenbremse		24.3727-0457.2 580457	L= 980
			➡	☐; 08/00→; für Linkslenker; Radstand [mm]: 2.965; Scheibenbremse		24.3727-0457.2 580457	L= 980
			➡	☐; 08/00→; Radstand [mm]: 3.085; Scheibenbremse		24.3727-0458.2 580458	L= 990
			➡	☐; 08/00→; für Rechtslenker; Radstand [mm]: 2.965; Scheibenbremse		24.3727-0458.2 580458	L= 990
			➡	☐; 08/00→; für Linkslenker; Radstand [mm]: 2.965; Scheibenbremse		24.3727-0458.2 580458	L= 990
			➡	☐; 08/00→; für Rechtslenker; Radstand [mm]: 2.965; Scheibenbremse		24.3727-0458.2 580458	L= 990
S 400 CDI (220.028, 220.128)	191	06/03→08/05	←	⬆; für Linkslenker; Radstand [mm]: 3.085; Scheibenbremse	1	24.3727-0466.2 580466	L= 2.937
			➡	☐; für Rechtslenker; Radstand [mm]: 2.965; Scheibenbremse		24.3727-0457.2 580457	L= 980
			➡	☐; für Linkslenker; Radstand [mm]: 2.965; Scheibenbremse		24.3727-0457.2 580457	L= 980
			➡	☐; Radstand [mm]: 3.085; Scheibenbremse		24.3727-0457.2 580457	L= 980
			➡	☐; für Rechtslenker; Radstand [mm]: 2.965; Scheibenbremse		24.3727-0458.2 580458	L= 990
			➡	☐; Radstand [mm]: 3.085; Scheibenbremse		24.3727-0458.2 580458	L= 990
			➡	☐; für Linkslenker; Radstand [mm]: 2.965; Scheibenbremse		24.3727-0458.2 580458	L= 990
S 55 AMG (220.073, 220.173)	265	04/99→08/05	←	⬆; für Linkslenker; Radstand [mm]: 3.085; Scheibenbremse	1	24.3727-0466.2 580466	L= 2.937
			➡	☐; für Linkslenker; Radstand [mm]: 3.085; Scheibenbremse		24.3727-0457.2 580457	L= 980
			➡	☐; Radstand [mm]: 2.965; Scheibenbremse		24.3727-0457.2 580457	L= 980
			➡	☐; für Rechtslenker; Scheibenbremse		24.3727-0457.2 580457	L= 980
			➡	☐; für Rechtslenker; Scheibenbremse		24.3727-0458.2 580458	L= 990










	kW			 	! #		
MERCEDES-BENZ - S-KLASSE (W220) 09/98→08/05							
 Seilzug, Feststellbremse							
S 55 AMG (220.073, 220.173)	265	04/99→08/05	➡	☐; für Linkslenker; Radstand [mm]: 3.085; Scheibenbremse		24.3727-0458.2 580458	L= 990
			➡	☐; Radstand [mm]: 2.965; Scheibenbremse		24.3727-0458.2 580458	L= 990
S 55 AMG Kompressor (220.074, 220.174)	368	06/02→08/05	⬅	⬆; für Linkslenker; Radstand [mm]: 3.085; Scheibenbremse	1	24.3727-0466.2 580466	L= 2.937
S 600 (220.176)	368	09/02→08/05	⬅	⬆; für Linkslenker; Scheibenbremse	1	24.3727-0466.2 580466	L= 2.937
S 600 (220.878, 220.178)	270	01/00→08/05	➡	☐; Scheibenbremse		24.3727-0457.2 580457	L= 980
			➡	☐; Scheibenbremse		24.3727-0458.2 580458	L= 990
S 63 AMG	326	09/01→08/05	⬅	⬆; für Linkslenker; Scheibenbremse	1	24.3727-0466.2 580466	L= 2.937
S 65 AMG (220.179)	450	03/04→08/05					
MERCEDES-BENZ - S-KLASSE (W221) 09/05→12/13							
 Bremsbackensatz, Feststellbremse							
S 250 CDI (221.003, 221.103)	150	01/11→12/13		→ 05/13		03.0137-4006.2 654006	Ø 180 x 25 - HEB / + Zub
S 280 (221.054)	170	08/06→12/13					
S 300 (221.054, 221.154)	170	08/06→12/13					
S 320 CDI 4-matic (221.080, 221.180)	173	10/06→12/13					
S 350 4-matic (221.087, 221.187)	200	02/08→12/13					
S 350 BlueTec (221.026, 221.126)	190	04/11→12/13					
S 350 BlueTEC 4-matic (221.083, 221.183)	190	04/11→12/13					
S 350 CDI	173	06/09→12/13					
S 350 CGI (221.057, 221.157)	225	04/11→12/13					
S 350 CGI 4-matic (221.082, 221.182)	225	04/11→12/13					
S 500 CGI (221.073, 221.173)	320	04/11→12/13					
S 500 CGI 4-matic (221.094, 221.194)	320	03/11→12/13					
S 320 CDI	155	10/05→12/13		12/05→ 05/13		03.0137-4006.2 654006	Ø 180 x 25 - HEB / + Zub
S 350 (221.056, 221.156)	200	10/05→12/13					
S 500 (221.071, 221.171)	285	10/05→12/13					
S 320 CDI (221.022, 221.122)	173	12/05→06/09				03.0137-4006.2 654006	Ø 180 x 25 - HEB / + Zub
S 420 CDI (221.028, 221.128)	235	10/06→12/09					
S 450 CDI (221.028, 221.128)	235	01/09→12/13					
S 320 CDI 4-matic (221.080, 221.180)	155	10/05→12/13	➡			03.0137-4006.2 654006	Ø 180 x 25 - HEB / + Zub
S 350 CDI 4-matic (221.080, 221.081)	155	01/09→12/10					
S 400 Hybrid (221.095, 221.195)	205	01/09→12/13		06/09→ 05/13		03.0137-4006.2 654006	Ø 180 x 25 - HEB / + Zub
S 450 (221.070, 221.170)	250	12/05→12/13		04/06→ 05/13		03.0137-4006.2 654006	Ø 180 x 25 - HEB / + Zub
S 450 4-matic (221.084, 221.184)	250	12/05→12/13					
S 500 4-matic (221.086, 221.186)	285	10/05→12/13					
S 600 (221.176)	380	12/05→12/13		→ 05/13; nicht für gepanzerte Fahrzeuge		03.0137-4006.2 654006	Ø 180 x 25 - HEB / + Zub
S 63 AMG (221.074, 221.174)	400	03/11→12/13					
S 63 AMG (221.074, 221.174)	420	02/12→12/13					
S 65 AMG (221.179)	463	04/11→12/13					
S 63 AMG (221.077, 221.177)	386	10/06→12/13		01/07→ 05/13; nicht für gepanzerte Fahrzeuge		03.0137-4006.2 654006	Ø 180 x 25 - HEB / + Zub
S 65 AMG (221.179)	450	12/05→12/13		04/06→ 05/13; nicht für gepanzerte Fahrzeuge		03.0137-4006.2 654006	Ø 180 x 25 - HEB / + Zub
Zubehörsatz, Feststellbremsbacken							
S 250 CDI (221.003, 221.103)	150	01/11→12/13		→ 05/13		03.0137-9703.2 669703	
S 280 (221.054)	170	08/06→12/13					
S 300 (221.054, 221.154)	170	08/06→12/13					
S 320 CDI 4-matic (221.080, 221.180)	173	10/06→12/13					
↓							











	kw			 	! #		
MERCEDES-BENZ - S-KLASSE (W221) 09/05→12/13							
Zubehörsatz, Feststellbremsbacken							
S 350 4-matic (221.087, 221.187)	200	02/08→12/13		→ 05/13		03.0137-9703.2 669703	
S 350 BlueTec (221.026, 221.126)	190	04/11→12/13					
S 350 BlueTEC 4-matic (221.083, 221.183)	190	04/11→12/13					
S 350 CDI	173	06/09→12/13					
S 350 CGI (221.057, 221.157)	225	04/11→12/13					
S 350 CGI 4-matic (221.082, 221.182)	225	04/11→12/13					
S 500 CGI (221.073, 221.173)	320	04/11→12/13					
S 500 CGI 4-matic (221.094, 221.194)	320	03/11→12/13					
S 320 CDI	155	10/05→12/13		12/05→ 05/13		03.0137-9703.2 669703	
S 350 (221.056, 221.156)	200	10/05→12/13					
S 500 (221.071, 221.171)	285	10/05→12/13					
S 320 CDI (221.022, 221.122)	173	12/05→06/09				03.0137-9703.2 669703	
S 320 CDI 4-matic (221.080, 221.180)	155	10/05→12/13	➡			03.0137-9703.2 669703	
S 350 CDI 4-matic (221.080, 221.081)	155	01/09→12/10					
S 420 CDI (221.028, 221.128)	235	10/06→12/09					
S 450 CDI (221.028, 221.128)	235	01/09→12/13					
S 400 Hybrid (221.095, 221.195)	205	01/09→12/13		06/09→ 05/13		03.0137-9703.2 669703	
S 450 (221.070, 221.170)	250	12/05→12/13		04/06→ 05/13		03.0137-9703.2 669703	
S 450 4-matic (221.084, 221.184)	250	12/05→12/13					
S 500 4-matic (221.086, 221.186)	285	10/05→12/13					
S 600 (221.176)	380	12/05→12/13		→ 05/13; nicht für gepanzerte Fahrzeuge		03.0137-9703.2 669703	
S 63 AMG (221.074, 221.174)	400	03/11→12/13					
S 63 AMG (221.074, 221.174)	420	02/12→12/13					
S 65 AMG (221.179)	463	04/11→12/13					
S 63 AMG (221.077, 221.177)	386	10/06→12/13		01/07→ 05/13; nicht für gepanzerte Fahrzeuge		03.0137-9703.2 669703	
S 65 AMG (221.179)	450	12/05→12/13		04/06→ 05/13; nicht für gepanzerte Fahrzeuge		03.0137-9703.2 669703	
MERCEDES-BENZ - S-KLASSE Coupe (C140) 07/92→12/99							
 Bremsbackensatz, Feststellbremse							
500 SEC / CL 500 (140.070)	235	10/92→12/99	➡	06/96→		03.0137-0244.2 650244	Ø 164 x 25 + Zub
SEC/CL 600 (140.076)	290	09/92→02/99	➡	07/93→ 05/96		03.0137-0244.2 650244	Ø 164 x 25 + Zub
			➡	→ 06/93		03.0137-0244.2 650244	Ø 164 x 25 + Zub
SEC/CL 420 (140.063)	205	10/94→02/99	➡	→ 05/96		03.0137-0244.2 650244	Ø 164 x 25 + Zub
			➡	06/96→		03.0137-0244.2 650244	Ø 164 x 25 + Zub
Zubehörsatz, Feststellbremsbacken							
500 SEC / CL 500 (140.070)	235	10/92→12/99		06/96→		03.0137-9703.2 669703	
SEC/CL 600 (140.076)	290	09/92→02/99		07/93→ 05/96		03.0137-9704.2 669704	
				→ 06/93		03.0137-9703.2 669703	
						03.0137-9704.2 669704	
SEC/CL 420 (140.063)	205	10/94→02/99		06/96→		03.0137-9703.2 669703	
				→ 05/96		03.0137-9704.2 669704	
						03.0137-9703.2 669703	
						03.0137-9704.2 669704	
 Seilzug, Feststellbremse							
500 SEC / CL 500 (140.070)	235	10/92→12/99	←	⏏; 07/93→ 05/96; für Linkslenker; Scheibenbremse	1	24.3727-0462.2 580462	L= 2.622
SEC/CL 600 (140.076)	290	09/92→02/99	←	⏏; → 06/93; für Linkslenker; Scheibenbremse	1	24.3727-0462.2 580462	L= 2.622
↓							










	kw					! #		
MERCEDES-BENZ - S-KLASSE Coupe (C140) 07/92→12/99								
 Seilzug, Feststellbremse								
500 SEC / CL 500 (140.070) SEC/CL 600 (140.076)	235	10/92→12/99	←	↑; 06/96→; für Linkslenker; Scheibenbremse	1	24.3727-0462.2	580462	L= 2.622
	290	09/92→02/99	→	↓; 06/96→; Scheibenbremse		24.3727-0455.2	580455	L= 1.109
			→	↓; 07/93→ 05/96; Scheibenbremse		24.3727-0455.2	580455	L= 1.109
			→	↓; → 06/93; Scheibenbremse		24.3727-0455.2	580455	L= 1.109
			→	□; → 06/93; Scheibenbremse		24.3727-0456.2	580456	L= 1.134
			→	□; 06/96→; Scheibenbremse		24.3727-0456.2	580456	L= 1.134
			→	□; 07/93→ 05/96; Scheibenbremse		24.3727-0456.2	580456	L= 1.134
SEC/CL 420 (140.063)	205	10/94→02/99	←	↑; → 05/96; für Linkslenker; Scheibenbremse	1	24.3727-0462.2	580462	L= 2.622
			←	↑; 06/96→; für Linkslenker; Scheibenbremse	1	24.3727-0462.2	580462	L= 2.622
			→	↓; 06/96→; Scheibenbremse		24.3727-0455.2	580455	L= 1.109
			→	↓; → 05/96; Scheibenbremse		24.3727-0455.2	580455	L= 1.109
			→	□; 06/96→; Scheibenbremse		24.3727-0456.2	580456	L= 1.134
			→	□; → 05/96; Scheibenbremse		24.3727-0456.2	580456	L= 1.134
MERCEDES-BENZ - S-KLASSE Coupe (C215) 03/99→12/06								
 Bremsbackensatz, Feststellbremse								
CL 500 (215.375)	225	03/99→03/06				03.0137-4016.2	654016	Ø 180 x 25 - HEB / + Zub
CL 55 AMG (215.373)	265	10/99→03/06						
CL 55 AMG Kompressor (215.374)	368	06/02→03/06						
CL 600 (215.376)	368	09/02→03/06						
CL 600 (215.378)	270	03/99→03/06						
Zubehörsatz, Feststellbremsbacken								
CL 500 (215.375)	225	03/99→03/06				03.0137-9703.2	669703	
CL 55 AMG (215.373)	265	10/99→03/06				03.0137-9704.2	669704	
CL 55 AMG Kompressor (215.374)	368	06/02→03/06	→			03.0137-9297.2	669297	
CL 600 (215.376)	368	09/02→03/06						
CL 600 (215.378)	270	03/99→03/06						
 Seilzug, Feststellbremse								
CL 500 (215.375) CL 55 AMG (215.373) CL 600 (215.376) CL 600 (215.378)	225	03/99→03/06	←	↑; für Linkslenker; Scheibenbremse	1	24.3727-0461.2	580461	L= 2.742
	265	10/99→03/06	→	↓; Scheibenbremse		24.3727-0457.2	580457	L= 980
	368	09/02→03/06	→	□; Scheibenbremse		24.3727-0458.2	580458	L= 990
CL 55 AMG Kompressor (215.374) CL 65 AMG (215.379)	368	06/02→03/06	←	↑; für Linkslenker; Scheibenbremse	1	24.3727-0461.2	580461	L= 2.742
	450	09/03→03/06						
MERCEDES-BENZ - S-KLASSE Coupe (C216) 05/06→12/13								
 Bremsbackensatz, Feststellbremse								
CL 500 (216.371)	285	06/06→12/13	→	07/06→		03.0137-4006.2	654006	Ø 180 x 25 - HEB / + Zub
CL 600 (216.376)	380	05/06→12/13						
CL 500 (216.373) CL 500 4-matic (216.394) CL 63 AMG (216.374) CL 63 AMG (216.374) CL 65 AMG (216.379)	320	02/11→12/13	→			03.0137-4006.2	654006	Ø 180 x 25 - HEB / + Zub
	320	02/11→12/13						
	400	02/11→12/13						
	420	01/10→12/13						
	463	02/11→12/13						
CL 500 4-matic (216.386)	285	02/08→12/13	→	03/08→		03.0137-4006.2	654006	Ø 180 x 25 - HEB / + Zub
CL 63 AMG (216.377) CL 65 AMG (216.379)	386	10/06→12/13	→	01/07→		03.0137-4006.2	654006	Ø 180 x 25 - HEB / + Zub
	450	10/06→12/10						
Zubehörsatz, Feststellbremsbacken								
CL 500 (216.371)	285	06/06→12/13		07/06→		03.0137-9703.2	669703	
CL 600 (216.376)	380	05/06→12/13						
CL 500 (216.373) CL 500 4-matic (216.394) CL 63 AMG (216.374) CL 63 AMG (216.374) CL 65 AMG (216.379)	320	02/11→12/13				03.0137-9703.2	669703	
	320	02/11→12/13						
	400	02/11→12/13						
	420	01/10→12/13						
	463	02/11→12/13						
CL 500 4-matic (216.386)	285	02/08→12/13		03/08→		03.0137-9703.2	669703	
CL 63 AMG (216.377) CL 65 AMG (216.379)	386	10/06→12/13		01/07→		03.0137-9703.2	669703	
	450	10/06→12/10						










	kw			 	! #		
MERCEDES-BENZ - SL (R129) 03/89→09/04							
 Bremsbackensatz, Feststellbremse							
280 (129.058)	142	08/93→10/01	➡	→ 09/01		03.0137-0170.2 650170	Ø 164 x 20 + Zub
280 (129.059)	150	05/98→10/01					
320 (129.063)	170	09/93→10/01					
320 (129.064)	165	05/98→10/01					
500 (129.068)	225	05/98→10/01					
55 AMG	260	03/00→10/01					
60 AMG (129.067)	280	05/97→10/01					
SL 73 AMG (129.076)	386	01/99→12/01					
500 (129.067)	235	09/92→10/01	➡	08/93→ 09/01		03.0137-0170.2 650170	Ø 164 x 20 + Zub
600 (129.076)	290	07/92→10/01	➡	08/93→ 09/01		03.0137-0170.2 650170	Ø 164 x 20 + Zub
			➡	→ 07/93		03.0137-0170.2 650170	Ø 164 x 20 + Zub
Zubehörsatz, Feststellbremsbacken							
280 (129.058)	142	08/93→10/01		→ 09/01		03.0137-9703.2 669703	
280 (129.059)	150	05/98→10/01				03.0137-9704.2 669704	
320 (129.063)	170	09/93→10/01					
320 (129.064)	165	05/98→10/01					
500 (129.068)	225	05/98→10/01					
55 AMG	260	03/00→10/01					
60 AMG (129.067)	280	05/97→10/01					
SL 73 AMG (129.076)	386	01/99→12/01					
500 (129.067)	235	09/92→10/01		08/93→ 09/01		03.0137-9703.2 669703	
						03.0137-9704.2 669704	
600 (129.076)	290	07/92→10/01		08/93→ 09/01		03.0137-9703.2 669703	
						03.0137-9704.2 669704	
				→ 07/93		03.0137-9703.2 669703	
						03.0137-9704.2 669704	
 Seilzug, Feststellbremse							
280 (129.058)	142	08/93→10/01	←	☒; → 09/01; für Linkslenker; Scheibenbremse	1	24.3727-0464.2 580464	L= 2.297
280 (129.059)	150	05/98→10/01					
320 (129.063)	170	09/93→10/01	➡	☐; → 09/01; Scheibenbremse		24.3727-0468.2 580468	L= 1.044
320 (129.064)	165	05/98→10/01					
500 (129.068)	225	05/98→10/01	➡	☒; → 09/01; Scheibenbremse		24.3727-0469.2 580469	L= 1.014
55 AMG	260	03/00→10/01					
60 AMG (129.067)	280	05/97→10/01					
SL 73 AMG (129.076)	386	01/99→12/01					
500 (129.067)	235	09/92→10/01	←	☒; 08/93→ 09/01; für Linkslenker; Scheibenbremse	1	24.3727-0464.2 580464	L= 2.297
			➡	☐; 08/93→ 09/01; Scheibenbremse		24.3727-0468.2 580468	L= 1.044
			➡	☒; 08/93→ 09/01; Scheibenbremse		24.3727-0469.2 580469	L= 1.014
600 (129.076)	290	07/92→10/01	←	☒; 08/93→ 09/01; für Linkslenker; Scheibenbremse	1	24.3727-0464.2 580464	L= 2.297
			←	☒; → 07/93; für Linkslenker; Scheibenbremse	1	24.3727-0464.2 580464	L= 2.297
			➡	☐; 08/93→ 09/01; Scheibenbremse		24.3727-0468.2 580468	L= 1.044
			➡	☐; → 07/93; Scheibenbremse		24.3727-0468.2 580468	L= 1.044
			➡	☒; 08/93→ 09/01; Scheibenbremse		24.3727-0469.2 580469	L= 1.014
			➡	☒; → 07/93; Scheibenbremse		24.3727-0469.2 580469	L= 1.014
MERCEDES-BENZ - SL (R230) 10/01→01/12							
 Bremsbackensatz, Feststellbremse							
280 (230.454)	170	03/08→01/12		→ 11/11		03.0137-4017.2 654017	Ø 180 x 25 + Zub
300 (230.454)	170	04/09→01/12					
350 (230.456)	200	03/06→01/12					
350 (230.458)	232	04/08→01/12					
350 (230.467)	180	03/03→01/12					
500 (230.471)	285	03/06→01/12					
500 (230.475)	225	10/01→01/12					
55 AMG (230.472)	380	03/06→01/12					
55 AMG Kompressor (230.474)	368	06/02→01/12					
600 (230.476)	368	04/03→01/12					
600 (230.477)	380	03/06→01/12					
63 AMG (230.470)	386	03/08→01/12					
65 AMG (230.479)	450	03/04→01/12					
65 AMG Black Series (230.479)	493	07/08→01/12					
55 AMG (230.474)	350	10/01→06/02				03.0137-4017.2 654017	Ø 180 x 25 + Zub
Zubehörsatz, Feststellbremsbacken							
280 (230.454)	170	03/08→01/12		→ 11/11		03.0137-9703.2 669703	
↓							











	kw			 	! #		
MERCEDES-BENZ - SL (R230) 10/01—01/12							
Zubehörsatz, Feststellbremsbacken							
300 (230.454)	170	04/09→01/12		→ 11/11		03.0137-9704.2 669704	
350 (230.456)	200	03/06→01/12	➔	→ 11/11		03.0137-9297.2 669297	
350 (230.458)	232	04/08→01/12					
350 (230.467)	180	03/03→01/12					
500 (230.471)	285	03/06→01/12					
500 (230.475)	225	10/01→01/12					
55 AMG (230.472)	380	03/06→01/12					
55 AMG Kompressor (230.474)	368	06/02→01/12					
600 (230.476)	368	04/03→01/12					
600 (230.477)	380	03/06→01/12					
63 AMG (230.470)	386	03/08→01/12					
65 AMG (230.479)	450	03/04→01/12					
65 AMG Black Series (230.479)	493	07/08→01/12					
55 AMG (230.474)	350	10/01→06/02				03.0137-9703.2 669703	
						03.0137-9704.2 669704	
			➔			03.0137-9297.2 669297	
MERCEDES-BENZ - SLK (R170) 04/96→04/04							
 Bremsbackensatz, Feststellbremse							
200 (170.435)	100	09/96→03/00	➔			03.0137-0170.2 650170	Ø 164 x 20 + Zub
200 Kompressor (170.445)	141	10/96→03/00					
230 Kompressor (170.447)	142	09/96→03/00					
200 Kompressor (170.444)	120	03/00→04/04	➔	→ 03/04		03.0137-0170.2 650170	Ø 164 x 20 + Zub
230 Kompressor (170.449)	145	03/00→04/04					
32 AMG Kompressor (170.466)	260	03/01→04/04					
320 (170.465)	160	03/00→04/04	➔	04/00→ 03/04		03.0137-0170.2 650170	Ø 164 x 20 + Zub
Zubehörsatz, Feststellbremsbacken							
200 (170.435)	100	09/96→03/00				03.0137-9703.2 669703	
200 Kompressor (170.445)	141	10/96→03/00				03.0137-9704.2 669704	
230 Kompressor (170.447)	142	09/96→03/00					
200 Kompressor (170.444)	120	03/00→04/04		→ 03/04		03.0137-9703.2 669703	
230 Kompressor (170.449)	145	03/00→04/04				03.0137-9704.2 669704	
32 AMG Kompressor (170.466)	260	03/01→04/04					
320 (170.465)	160	03/00→04/04		04/00→ 03/04		03.0137-9703.2 669703	
						03.0137-9704.2 669704	
 Seilzug, Feststellbremse							
200 (170.435)	100	09/96→03/00	➔	<input type="checkbox"/> ; Scheibenbremse		24.3727-0433.2 580433	L= 1.005
200 Kompressor (170.445)	141	10/96→03/00					
230 Kompressor (170.447)	142	09/96→03/00					
200 Kompressor (170.444)	120	03/00→04/04	➔	<input type="checkbox"/> ; → 03/04; Scheibenbremse		24.3727-0433.2 580433	L= 1.005
230 Kompressor (170.449)	145	03/00→04/04					
32 AMG Kompressor (170.466)	260	03/01→04/04					
320 (170.465)	160	03/00→04/04	➔	<input type="checkbox"/> ; 04/00→ 03/04; Scheibenbremse		24.3727-0433.2 580433	L= 1.005
MERCEDES-BENZ - SLK (R171) 03/04→12/11							
 Bremsbackensatz, Feststellbremse							
200 Kompressor (171.442)	120	03/04→02/11	➔	→ 01/11		03.0137-4013.2 654013	Ø 164 x 20 + Zub
200 Kompressor (171.445)	135	01/08→02/11					
300 (171.454)	170	04/09→02/11					
350 (171.456)	200	06/04→02/11					
350 (171.458)	224	01/08→02/11					
55 AMG (171.473)	265	06/04→02/11					
55 AMG (171.473)	294	06/06→02/11					
280 (171.454)	170	01/05→02/11	➔	04/05→ 01/11		03.0137-4013.2 654013	Ø 164 x 20 + Zub
↓							









	kw			 	! #		
MERCEDES-BENZ - SLK (R171) 03/04→12/11							
Zubehörsatz, Feststellbremsbacken							
200 Kompressor (171.442)	120	03/04→02/11		→ 01/11		03.0137-9703.2 669703	
200 Kompressor (171.445)	135	01/08→02/11	➔	→ 01/11		03.0137-9704.2 669704	
300 (171.454)	170	04/09→02/11					
350 (171.456)	200	06/04→02/11					
350 (171.458)	224	01/08→02/11					
55 AMG (171.473)	265	06/04→02/11					
55 AMG (171.473)	294	06/06→02/11					
280 (171.454)	170	01/05→02/11		04/05→ 01/11		03.0137-9703.2 669703	
			➔	04/05→ 01/11		03.0137-9704.2 669704	
						03.0137-9248.2 669248	
MERCEDES-BENZ - SLR (R199) 04/04→							
Zubehörsatz, Feststellbremsbacken							
5.4 (199.376)	460	04/04→		→ 12/09		03.0137-9703.2 669703	
MERCEDES-BENZ - SLR Roadster (R199) 10/06→							
Zubehörsatz, Feststellbremsbacken							
5.4	460	04/07→		→ 12/09		03.0137-9703.2 669703	
MERCEDES-BENZ - SLS AMG (C197) 03/10→							
Zubehörsatz, Feststellbremsbacken							
6.2 (197.377)	420	03/10→		→ 04/14		03.0137-9703.2 669703	
6.2 GT	435	06/13→					
MERCEDES-BENZ - SLS AMG Roadster (R197) 06/11→							
Zubehörsatz, Feststellbremsbacken							
6.2 (197.477)	420	06/11→		→ 04/14		03.0137-9703.2 669703	
6.2 GT (197.478)	435	06/13→					
MERCEDES-BENZ - SPRINTER 2-t Bus (901, 902) 01/95→05/06							
 Bremsbackensatz, Feststellbremse							
208 CDI	60	04/00→05/06	➔			03.0137-0397.2 650397	Ø 160 x 40
208 D	58	02/95→04/00				03.0137-4001.2 654001	Ø 160 x 40 + Zub
210 D	75	03/97→04/00					
211 CDI	80	04/00→05/06					
212 D	90	02/95→04/00					
213 CDI	95	04/00→05/06					
214 (902.071, 902.072, 902.671, 902.672)	105	02/95→05/06					
214 NGT	95	02/95→05/06					
216 CDI	115	04/00→05/06					
Zubehörsatz, Feststellbremsbacken							
208 CDI	60	04/00→05/06				03.0137-9700.2 669700	
208 D	58	02/95→04/00				03.0137-9704.2 669704	
210 D	75	03/97→04/00					
211 CDI	80	04/00→05/06	➔			03.0137-9255.2 669255	
212 D	90	02/95→04/00					
213 CDI	95	04/00→05/06					
214 (902.071, 902.072, 902.671, 902.672)	105	02/95→05/06					
216 CDI	115	04/00→05/06					
214 NGT	95	02/95→05/06		04/00→		03.0137-9700.2 669700	
			➔			03.0137-9704.2 669704	
						03.0137-9255.2 669255	
 Seilzug, Feststellbremse							
208 CDI	60	04/00→05/06	←	☒; Scheibenbremse	1	24.3727-0441.2 580441	L= 2.460
208 D	58	02/95→04/00	←	☒; Radstand [mm]: 3.000;	1	24.3727-0442.2 580442	L= 1.435
210 D	75	03/97→04/00	←	für Fahrzeuge ohne Drehsitz;			
211 CDI	80	04/00→05/06		Scheibenbremse			
212 D	90	02/95→04/00					
213 CDI	95	04/00→05/06	←	☒; Radstand [mm]: 3.550;	1	24.3727-0443.2 580443	L= 1.990
214 (902.071, 902.072, 902.671, 902.672)	105	02/95→05/06	←	für Fahrzeuge ohne Drehsitz;			
214 NGT	95	02/95→05/06	←	Scheibenbremse			
216 CDI	115	04/00→05/06	←	☒; Radstand [mm]: 3.550;	1	24.3727-0444.2 580444	L= 1.970
			←	für Fahrzeuge mit Drehsitz;			
			←	Scheibenbremse			
			←	☒; Radstand [mm]: 3.000;	1	24.3727-0445.2 580445	L= 1.415
				für Fahrzeuge mit Drehsitz;			
				Scheibenbremse			
↓							










		kW					 		! #					
MERCEDES-BENZ - SPRINTER 2-t Bus (901, 902) 01/95→05/06														
 Seilzug, Feststellbremse														
208 CDI	60	04/00→05/06	➔	⏏	Komponentennummer: 504013/01;	2	24.3727-0438.2	580438	L= 1.513					
208 D	58	02/95→04/00			Scheibenbremse									
210 D	75	03/97→04/00												
211 CDI	80	04/00→05/06	➔	⏏	Komponentennummer: 504013/04;	2	24.3727-0463.2	580463	L= 1.545					
212 D	90	02/95→04/00			Scheibenbremse									
213 CDI	95	04/00→05/06												
214 (902.071, 902.072, 902.671, 902.672)	105	02/95→05/06												
214 NGT	95	02/95→05/06												
216 CDI	115	04/00→05/06												
MERCEDES-BENZ - SPRINTER 2-t Kasten (901, 902) 01/95→05/06														
 Bremsbackensatz, Feststellbremse														
208 CDI	60	04/00→05/06	➔				03.0137-0397.2	650397	Ø 160 x 40					
208 D	58	02/95→04/00					03.0137-4001.2	654001	Ø 160 x 40 + Zub					
208 D	60	10/96→04/00												
210 D	75	01/97→04/00												
211 CDI	80	04/00→05/06												
212 D	90	02/95→04/00												
213 CDI	95	04/00→05/06												
214	105	02/95→05/06												
214 NGT	95	02/95→05/06												
216 CDI	115	04/00→05/06												
Zubehörsatz, Feststellbremsbacken														
208 CDI	60	04/00→05/06					03.0137-9700.2	669700						
208 D	58	02/95→04/00					03.0137-9704.2	669704						
208 D	60	10/96→04/00												
210 D	75	01/97→04/00	➔				03.0137-9255.2	669255						
211 CDI	80	04/00→05/06												
212 D	90	02/95→04/00												
213 CDI	95	04/00→05/06												
214	105	02/95→05/06												
216 CDI	115	04/00→05/06												
214 NGT	95	02/95→05/06			04/00→		03.0137-9700.2	669700						
							03.0137-9704.2	669704						
			➔				03.0137-9255.2	669255						
Seilzug, Feststellbremse														
208 CDI	60	04/00→05/06	⬅	⏏	Scheibenbremse	1	24.3727-0441.2	580441	L= 2.460					
208 D	58	02/95→04/00												
208 D	60	10/96→04/00	⬅	⏏	Radstand [mm]: 3.000; für Fahrzeuge ohne Drehsitz; Scheibenbremse	1	24.3727-0442.2	580442	L= 1.435					
210 D	75	01/97→04/00												
211 CDI	80	04/00→05/06												
212 D	90	02/95→04/00	⬅	⏏	Radstand [mm]: 3.550; für Fahrzeuge ohne Drehsitz; Scheibenbremse	1	24.3727-0443.2	580443	L= 1.990					
213 CDI	95	04/00→05/06												
214	105	02/95→05/06												
214 NGT	95	02/95→05/06	⬅	⏏	Radstand [mm]: 3.550; für Fahrzeuge mit Drehsitz; Scheibenbremse	1	24.3727-0444.2	580444	L= 1.970					
216 CDI	115	04/00→05/06												
			⬅	⏏	Radstand [mm]: 3.000; für Fahrzeuge mit Drehsitz; Scheibenbremse	1	24.3727-0445.2	580445	L= 1.415					
			➔	⏏	Komponentennummer: 504013/01; Scheibenbremse	2	24.3727-0438.2	580438	L= 1.513					
			➔	⏏	Komponentennummer: 504013/04; Scheibenbremse	2	24.3727-0463.2	580463	L= 1.545					
MERCEDES-BENZ - SPRINTER 2-t Pritsche/Fahrgestell (901, 902) 01/95→05/06														
 Bremsbackensatz, Feststellbremse														
208 CDI	60	04/00→05/06	➔				03.0137-0397.2	650397	Ø 160 x 40					
208 D	60	09/96→04/00					03.0137-4001.2	654001	Ø 160 x 40 + Zub					
210 D	75	01/97→04/00												
211 CDI	80	04/00→05/06												
212 D	90	02/95→04/00												
213 CDI	95	04/00→05/06												
214 (902.011, 902.012, 902.611, 902.612)	105	02/95→05/06												
214 NGT	95	02/95→05/06												
216 CDI	115	04/00→05/06												
208 D	58	01/95→04/00	➔		02/95→		03.0137-0397.2	650397	Ø 160 x 40					
							03.0137-4001.2	654001	Ø 160 x 40 + Zub					
Zubehörsatz, Feststellbremsbacken														
208 CDI	60	04/00→05/06					03.0137-9700.2	669700						
208 D	60	09/96→04/00					03.0137-9704.2	669704						









	kW			 	! #			
MERCEDES-BENZ - SPRINTER 2-t Pritsche/Fahrgestell (901, 902) 01/95—05/06								
Zubehörsatz, Feststellbremsbacken								
210 D	75	01/97→04/00	➔			03.0137-9255.2	669255	
211 CDI	80	04/00→05/06						
212 D	90	02/95→04/00						
213 CDI	95	04/00→05/06						
214 (902.011, 902.012, 902.611, 902.612)	105	02/95→05/06						
216 CDI	115	04/00→05/06						
208 D	58	01/95→04/00		02/95→		03.0137-9700.2	669700	
						03.0137-9704.2	669704	
			➔	02/95→		03.0137-9255.2	669255	
214 NGT	95	02/95→05/06		04/00→		03.0137-9700.2	669700	
						03.0137-9704.2	669704	
			➔			03.0137-9255.2	669255	
 Seilzug, Feststellbremse								
208 CDI	60	04/00→05/06	←	⬆️; Scheibenbremse	1	24.3727-0441.2	580441	L= 2.460
208 D	60	09/96→04/00						
210 D	75	01/97→04/00	←	⬆️; Radstand [mm]: 3.000; für Fahrzeuge ohne Drehsitz; Scheibenbremse	1	24.3727-0442.2	580442	L= 1.435
211 CDI	80	04/00→05/06						
212 D	90	02/95→04/00						
213 CDI	95	04/00→05/06	←	⬆️; Radstand [mm]: 3.550; für Fahrzeuge ohne Drehsitz; Scheibenbremse	1	24.3727-0443.2	580443	L= 1.990
214 (902.011, 902.012, 902.611, 902.612)	105	02/95→05/06						
214 NGT	95	02/95→05/06	←	⬆️; Radstand [mm]: 3.550; für Fahrzeuge mit Drehsitz; Scheibenbremse	1	24.3727-0444.2	580444	L= 1.970
216 CDI	115	04/00→05/06	←	⬆️; Radstand [mm]: 3.000; für Fahrzeuge mit Drehsitz; Scheibenbremse	1	24.3727-0445.2	580445	L= 1.415
			➔	⬇️; Komponentennummer: 504013/01; Scheibenbremse	2	24.3727-0438.2	580438	L= 1.513
			➔	⬇️; Komponentennummer: 504013/04; Scheibenbremse	2	24.3727-0463.2	580463	L= 1.545
208 D	58	01/95→04/00	←	⬆️; 02/95→; Scheibenbremse	1	24.3727-0441.2	580441	L= 2.460
			←	⬆️; 02/95→; Radstand [mm]: 3.000; für Fahrzeuge ohne Drehsitz; Scheibenbremse	1	24.3727-0442.2	580442	L= 1.435
			←	⬆️; 02/95→; Radstand [mm]: 3.550; für Fahrzeuge ohne Drehsitz; Scheibenbremse	1	24.3727-0443.2	580443	L= 1.990
			←	⬆️; 02/95→; Radstand [mm]: 3.550; für Fahrzeuge mit Drehsitz; Scheibenbremse	1	24.3727-0444.2	580444	L= 1.970
			←	⬆️; 02/95→; Radstand [mm]: 3.000; für Fahrzeuge mit Drehsitz; Scheibenbremse	1	24.3727-0445.2	580445	L= 1.415
			➔	⬇️; 02/95→; Komponentennummer: 504013/01; Scheibenbremse	2	24.3727-0438.2	580438	L= 1.513
			➔	⬇️; 02/95→; Komponentennummer: 504013/04; Scheibenbremse	2	24.3727-0463.2	580463	L= 1.545
MERCEDES-BENZ - SPRINTER 3,5-t Bus (906) 06/06→								
 Bremsbackensatz, Feststellbremse								
310 CDI (906.731, 906.733, 906.735)	70	03/09→12/13	➔			03.0137-4003.2	654003	Ø 180 x 25 + Zub
311 CDI (906.731, 906.733, 906.735)	80	06/06→12/09						
311 CDI (906.731, 906.733, 906.735)	84	05/16→						
311 CDI 4x4 (906.731, 906.733, 906.735)	80	02/08→12/09						
313 CDI (906.731, 906.733, 906.735)	95	08/11→05/16						
313 CDI 4x4 (906.731, 906.733, 906.735)	95	08/11→05/16						
314 CDI (906.731, 906.733, 906.735)	105	05/16→						
314 CDI 4x4 (906.731, 906.733, 906.735)	105	05/16→						
315 CDI (906.731, 906.733, 906.735)	110	06/06→12/09						
315 CDI 4x4 (906.731, 906.733, 906.735)	110	02/08→12/09						
316 (906.733, 906.735)	115	09/08→						








	kW			 	! #		
MERCEDES-BENZ - SPRINTER 3,5-t Bus (906) 06/06→							
 Bremsbackensatz, Feststellbremse							
316 CDI (906.731, 906.733, 906.735)	120	08/11→	➔			03.0137-4003.2 654003	Ø 180 x 25 + Zub
316 CDI 4x4 (906.731, 906.733, 906.735)	120	08/11→					
316 LGT	115	09/08→					
318 CDI (906.731, 906.733, 906.735)	135	02/08→12/09					
318 CDI 4x4 (906.731, 906.733, 906.735)	135	02/08→12/09					
319 CDI / BlueTEC (906.731, 906.733, 906.735)	140	03/09→					
319 CDI / BlueTEC 4x4 (906.731, 906.733, 906.735)	140	03/09→					
324 (906.733, 906.735)	190	06/06→12/13					
Zubehörsatz, Feststellbremsbacken							
310 CDI (906.731, 906.733, 906.735)	70	03/09→12/13				03.0137-9700.2 669700	
311 CDI (906.731, 906.733, 906.735)	80	06/06→12/09				03.0137-9704.2 669704	
311 CDI (906.731, 906.733, 906.735)	84	05/16→					
311 CDI 4x4 (906.731, 906.733, 906.735)	80	02/08→12/09					
313 CDI (906.731, 906.733, 906.735)	95	08/11→05/16					
313 CDI 4x4 (906.731, 906.733, 906.735)	95	08/11→05/16					
314 CDI (906.731, 906.733, 906.735)	105	05/16→					
314 CDI 4x4 (906.731, 906.733, 906.735)	105	05/16→					
315 CDI (906.731, 906.733, 906.735)	110	06/06→12/09					
315 CDI 4x4 (906.731, 906.733, 906.735)	110	02/08→12/09					
316 (906.733, 906.735)	115	09/08→					
316 CDI (906.731, 906.733, 906.735)	120	08/11→					
316 CDI 4x4 (906.731, 906.733, 906.735)	120	08/11→					
316 LGT	115	09/08→					
318 CDI (906.731, 906.733, 906.735)	135	02/08→12/09					
318 CDI 4x4 (906.731, 906.733, 906.735)	135	02/08→12/09					
319 CDI / BlueTEC (906.731, 906.733, 906.735)	140	03/09→					
319 CDI / BlueTEC 4x4 (906.731, 906.733, 906.735)	140	03/09→					
324 (906.733, 906.735)	190	06/06→12/13					
 Seilzug, Feststellbremse							
310 CDI (906.731, 906.733, 906.735)	70	03/09→12/13	←	⬆; Scheibenbremse	1	24.3727-0472.2 580472	L= 1.468
311 CDI (906.731, 906.733, 906.735)	80	06/06→12/09	➔	⬇; Scheibenbremse	2	24.3727-0473.2 580473	L= 1.706
311 CDI (906.731, 906.733, 906.735)	84	05/16→					
311 CDI 4x4 (906.731, 906.733, 906.735)	80	02/08→12/09					
313 CDI (906.731, 906.733, 906.735)	95	08/11→05/16					
313 CDI 4x4 (906.731, 906.733, 906.735)	95	08/11→05/16					
314 CDI (906.731, 906.733, 906.735)	105	05/16→					
314 CDI 4x4 (906.731, 906.733, 906.735)	105	05/16→					
315 CDI (906.731, 906.733, 906.735)	110	06/06→12/09					
315 CDI 4x4 (906.731, 906.733, 906.735)	110	02/08→12/09					
316 (906.733, 906.735)	115	09/08→					
316 CDI (906.731, 906.733, 906.735)	120	08/11→					
316 CDI 4x4 (906.731, 906.733, 906.735)	120	08/11→					
316 LGT	115	09/08→					
↓							










	kW			 	! #		
MERCEDES-BENZ - SPRINTER 3,5-t Bus (906) 06/06→							
 Seilzug, Feststellbremse							
318 CDI (906.731, 906.733, 906.735)	135	02/08→12/09	←	↑; Scheibenbremse	1	24.3727-0472.2 580472	L= 1.468
318 CDI 4x4 (906.731, 906.733, 906.735)	135	02/08→12/09	→	↓; Scheibenbremse	2	24.3727-0473.2 580473	L= 1.706
319 CDI / BlueTEC (906.731, 906.733, 906.735)	140	03/09→					
319 CDI / BlueTEC 4x4 (906.731, 906.733, 906.735)	140	03/09→					
324 (906.733, 906.735)	190	06/06→12/13					
MERCEDES-BENZ - SPRINTER 3,5-t Bus (907) 02/18→							
 Bremsbackensatz, Feststellbremse							
311 CDI (907.731, 907.733, 907.735)	84	02/18→	→	- eFSB		03.0137-4003.2 654003	Ø 180 x 25 + Zub
314 CDI (907.731, 907.733, 907.735)	105	02/18→					
316 CDI (907.731, 907.733, 907.735)	120	02/18→					
319 CDI (907.733, 907.735)	140	02/18→					
Zubehörsatz, Feststellbremsbacken							
311 CDI (907.731, 907.733, 907.735)	84	02/18→	→	- eFSB		03.0137-9700.2 669700	
314 CDI (907.731, 907.733, 907.735)	105	02/18→				03.0137-9704.2 669704	
316 CDI (907.731, 907.733, 907.735)	120	02/18→					
319 CDI (907.733, 907.735)	140	02/18→					
MERCEDES-BENZ - SPRINTER 3,5-t Kasten (906) 06/06→							
 Bremsbackensatz, Feststellbremse							
309 CDI (906.631, 906.633, 906.635, 906.637)	65	06/06→12/09	→			03.0137-4003.2 654003	Ø 180 x 25 + Zub
310 CDI (906.631, 906.633, 906.635, 906.637)	70	03/09→					
311 CDI (906.631, 906.633, 906.635, 906.637)	80	06/06→12/09					
311 CDI (906.631, 906.633, 906.635, 906.637)	84	05/16→					
311 CDI 4x4 (906.631, 906.633, 906.635, 906.637)	80	02/08→12/09					
313 CDI (906.631, 906.633, 906.635, 906.637)	95	06/06→					
313 CDI (906.631, 906.633, 906.635, 906.637)	95	05/09→					
313 CDI 4x4 (906.631, 906.633, 906.635, 906.637)	95	05/09→					
314 CDI (906.631, 906.633, 906.635, 906.637)	105	05/16→					
314 CDI 4x4 (906.631, 906.633, 906.635, 906.637)	105	05/16→					
315 CDI (906.631, 906.633, 906.635, 906.637)	110	06/06→12/09					
315 CDI 4x4 (906.631, 906.633, 906.635, 906.637)	110	02/08→12/09					
316 (906.635, 906.633)	115	09/08→					
316 CDI (906.631, 906.633, 906.635, 906.637)	120	03/09→					
316 CDI 4x4 (906.631, 906.633, 906.635, 906.637)	120	03/09→					
316 LGT (906.633, 906.635)	115	09/08→					
↓							


















	kW			 	! #		
MERCEDES-BENZ - SPRINTER 3,5-t Kasten (906) 06/06 →							
 Bremsbackensatz, Feststellbremse							
316 NGT (906.633, 906.635)	115	09/08 →	➔			03.0137-4003.2 654003	Ø 180 x 25 + Zub
318 CDI (906.631, 906.633, 906.635, 906.637)	135	06/06 → 12/09					
318 CDI 4x4 (906.631, 906.633, 906.635, 906.637)	135	02/08 → 12/09					
319 CDI / BlueTEC (906.631, 906.633, 906.635, 906.637)	140	03/09 →					
319 CDI / BlueTEC 4x4 (906.631, 906.633, 906.635, ...)	140	03/09 →					
324 (906.633, 906.635, 906.637)	190	06/06 → 12/13					
Zubehörsatz, Feststellbremsbacken							
309 CDI (906.631, 906.633, 906.635, 906.637)	65	06/06 → 12/09				03.0137-9700.2 669700 03.0137-9704.2 669704	
310 CDI (906.631, 906.633, 906.635, 906.637)	70	03/09 →					
311 CDI (906.631, 906.633, 906.635, 906.637)	80	06/06 → 12/09					
311 CDI (906.631, 906.633, 906.635, 906.637)	84	05/16 →					
311 CDI 4x4 (906.631, 906.633, 906.635, 906.637)	80	02/08 → 12/09					
313 CDI (906.631, 906.633, 906.635, 906.637)	95	06/06 →					
313 CDI (906.631, 906.633, 906.635, 906.637)	95	05/09 →					
313 CDI 4x4 (906.631, 906.633, 906.635, 906.637)	95	05/09 →					
314 CDI (906.631, 906.633, 906.635, 906.637)	105	05/16 →					
314 CDI 4x4 (906.631, 906.633, 906.635, 906.637)	105	05/16 →					
315 CDI (906.631, 906.633, 906.635, 906.637)	110	06/06 → 12/09					
315 CDI 4x4 (906.631, 906.633, 906.635, 906.637)	110	02/08 → 12/09					
316 (906.635, 906.633)	115	09/08 →					
316 CDI (906.631, 906.633, 906.635, 906.637)	120	03/09 →					
316 CDI 4x4 (906.631, 906.633, 906.635, 906.637)	120	03/09 →					
316 LGT (906.633, 906.635)	115	09/08 →					
316 NGT (906.633, 906.635)	115	09/08 →					
318 CDI (906.631, 906.633, 906.635, 906.637)	135	06/06 → 12/09					
318 CDI 4x4 (906.631, 906.633, 906.635, 906.637)	135	02/08 → 12/09					
319 CDI / BlueTEC (906.631, 906.633, 906.635, 906.637)	140	03/09 →					
319 CDI / BlueTEC 4x4 (906.631, 906.633, 906.635, ...)	140	03/09 →					
324 (906.633, 906.635, 906.637)	190	06/06 → 12/13					
↓							











	kW			 	! #		
MERCEDES-BENZ - SPRINTER 3,5-t Kasten (906) 06/06→							
 Seilzug, Feststellbremse							
309 CDI (906.631, 906.633, 906.635, 906.637)	65	06/06→12/09	←	↑; Scheibenbremse	1	24.3727-0472.2 580472	L= 1.468
			→	↓; Scheibenbremse	2	24.3727-0473.2 580473	L= 1.706
310 CDI (906.631, 906.633, 906.635, 906.637)	70	03/09→					
311 CDI (906.631, 906.633, 906.635, 906.637)	80	06/06→12/09					
311 CDI (906.631, 906.633, 906.635, 906.637)	84	05/16→					
311 CDI 4x4 (906.631, 906.633, 906.635, 906.637)	80	02/08→12/09					
313 CDI (906.631, 906.633, 906.635, 906.637)	95	06/06→					
313 CDI (906.631, 906.633, 906.635, 906.637)	95	05/09→					
313 CDI 4x4 (906.631, 906.633, 906.635, 906.637)	95	05/09→					
314 CDI (906.631, 906.633, 906.635, 906.637)	105	05/16→					
314 CDI 4x4 (906.631, 906.633, 906.635, 906.637)	105	05/16→					
315 CDI (906.631, 906.633, 906.635, 906.637)	110	06/06→12/09					
315 CDI 4x4 (906.631, 906.633, 906.635, 906.637)	110	02/08→12/09					
316 (906.635, 906.633)	115	09/08→					
316 CDI (906.631, 906.633, 906.635, 906.637)	120	03/09→					
316 CDI 4x4 (906.631, 906.633, 906.635, 906.637)	120	03/09→					
316 LGT (906.633, 906.635)	115	09/08→					
316 NGT (906.633, 906.635)	115	09/08→					
318 CDI (906.631, 906.633, 906.635, 906.637)	135	06/06→12/09					
318 CDI 4x4 (906.631, 906.633, 906.635, 906.637)	135	02/08→12/09					
319 CDI / BlueTEC (906.631, 906.633, 906.635, 906.637)	140	03/09→					
319 CDI / BlueTEC 4x4 (906.631, 906.633, 906.635, ...)	140	03/09→					
324 (906.633, 906.635, 906.637)	190	06/06→12/13					
MERCEDES-BENZ - SPRINTER 3,5-t Kasten (907, 910) 02/18→							
 Bremsbackensatz, Feststellbremse							
311 CDI (907.633, 907.635, 907.631, 907.637)	84	02/18→	→	- eFSB		03.0137-4003.2 654003	Ø 180 x 25 + Zub
311 CDI (910.631, 910.633)	84	02/18→					
314 CDI (907.631, 907.633, 907.635, 907.637)	105	02/18→					
314 CDI (910.631, 910.633)	105	02/18→					
316 CDI (907.631, 907.633, 907.635, 907.637)	120	02/18→					
319 CDI (907.633, 907.635, 907.637)	140	02/18→					
↓							











	kW			 	! #		
MERCEDES-BENZ - SPRINTER 3,5-t Kasten (907, 910) 02/18→							
Zubehörsatz, Feststellbremsbacken							
311 CDI (907.633, 907.635, 907.631, 907.637)	84	02/18→	➔	- eFSB		03.0137-9700.2 669700 03.0137-9704.2 669704	
311 CDI (910.631, 910.633)	84	02/18→					
314 CDI (907.631, 907.633, 907.635, 907.637)	105	02/18→					
314 CDI (910.631, 910.633)	105	02/18→					
316 CDI (907.631, 907.633, 907.635, 907.637)	120	02/18→					
319 CDI (907.633, 907.635, 907.637)	140	02/18→					
MERCEDES-BENZ - SPRINTER 3,5-t Pritsche/Fahrgestell (906) 06/06→							
 Bremsbackensatz, Feststellbremse							
309 CDI (906.131, 906.133, 906.135, 906.231, 906.233, ...)	65	06/06→12/09	➔			03.0137-4003.2 654003	Ø 180 x 25 + Zub
310 CDI (906.131, 906.133, 906.135, 906.231, 906.233, ...)	70	03/09→05/16					
311 CDI (906.131, 906.133, 906.135, 906.231, 906.233, ...)	80	06/06→12/09					
311 CDI (906.131, 906.133, 906.135, 906.231, 906.233, ...)	84	05/16→					
311 CDI 4x4 (906.131, 906.133, 906.135, 906.231, 906.233, ...)	80	02/08→12/09					
313 CDI (906.131, 906.133, 906.135, 906.231, 906.233, ...)	95	06/06→05/16					
313 CDI 4x4 (906.131, 906.133, 906.135, 906.231, 906.233, ...)	95	06/06→05/16					
314 CDI (906.131, 906.133, 906.135, 906.231, 906.233, ...)	105	05/16→					
314 CDI 4x4 (906.131, 906.133, 906.135, 906.231, 906.233, ...)	105	05/16→					
315 CDI (906.131, 906.133, 906.135, 906.231, 906.233, ...)	110	06/06→12/09					
315 CDI 4x4 (906.131, 906.133, 906.135, 906.231, 906.233, ...)	110	02/08→12/09					
316 (906.133, 906.135, 906.233, 906.235)	115	09/08→					
316 CDI (906.131, 906.133, 906.135, 906.231, 906.233, ...)	120	03/09→					
316 CDI 4x4 (906.131, 906.133, 906.135, 906.231, 906.233, ...)	120	03/09→					
316 LGT (906.133, 906.135, 906.233, 906.235)	115	09/08→					
316 NGT (906.133, 906.135, 906.233, 906.235)	115	09/08→					
318 CDI (906.131, 906.133, 906.135, 906.231, 906.233, ...)	135	06/06→12/09					
318 CDI 4x4 (906.131, 906.133, 906.135, 906.231, 906.233, ...)	135	02/08→12/09					
319 CDI / BlueTEC (906.131, 906.133, 906.135, 906.231, ...)	140	03/09→					
319 CDI / BlueTEC 4x4 (906.131, 906.133, 906.135, ...)	140	05/11→					
324 (906.133, 906.135, 906.233, 906.235)	190	06/06→12/13					
↓							












	kW			 	! #		
MERCEDES-BENZ - SPRINTER 3,5-t Pritsche/Fahrgestell (906) 06/06→							
Zubehörsatz, Feststellbremsbacken							
309 CDI (906.131, 906.133, 906.135, 906.231, 906.233,....	65	06/06→12/09				03.0137-9700.2 669700 03.0137-9704.2 669704	
310 CDI (906.131, 906.133, 906.135, 906.231, 906.233,....	70	03/09→05/16					
311 CDI (906.131, 906.133, 906.135, 906.231, 906.233,....	80	06/06→12/09					
311 CDI (906.131, 906.133, 906.135, 906.231, 906.233,....	84	05/16→					
311 CDI 4x4 (906.131, 906.133, 906.135, 906.231, 906.233,....	80	02/08→12/09					
313 CDI (906.131, 906.133, 906.135, 906.231, 906.233,....	95	06/06→05/16					
313 CDI 4x4 (906.131, 906.133, 906.135, 906.231, 906.233,....	95	06/06→05/16					
314 CDI (906.131, 906.133, 906.135, 906.231, 906.233,....	105	05/16→					
314 CDI 4x4 (906.131, 906.133, 906.135, 906.231, 906.233,....	105	05/16→					
315 CDI (906.131, 906.133, 906.135, 906.231, 906.233,....	110	06/06→12/09					
315 CDI 4x4 (906.131, 906.133, 906.135, 906.231, 906.233,....	110	02/08→12/09					
316 (906.133, 906.135, 906.233, 906.235)	115	09/08→					
316 CDI (906.131, 906.133, 906.135, 906.231, 906.233,....	120	03/09→					
316 CDI 4x4 (906.131, 906.133, 906.135, 906.231, 906.233,....	120	03/09→					
316 LGT (906.133, 906.135, 906.233, 906.235)	115	09/08→					
316 NGT (906.133, 906.135, 906.233, 906.235)	115	09/08→					
318 CDI (906.131, 906.133, 906.135, 906.231, 906.233,....	135	06/06→12/09					
318 CDI 4x4 (906.131, 906.133, 906.135, 906.231, 906.233,....	135	02/08→12/09					
319 CDI / BlueTEC (906.131, 906.133, 906.135, 906.231,....	140	03/09→					
319 CDI / BlueTEC 4x4 (906.131, 906.133, 906.135,....	140	05/11→					
324 (906.133, 906.135, 906.233, 906.235)	190	06/06→12/13					
Seilzug, Feststellbremse							
309 CDI (906.131, 906.133, 906.135, 906.231, 906.233,....	65	06/06→12/09	←	⬆; Scheibenbremse	1	24.3727-0472.2 580472	L= 1.468
310 CDI (906.131, 906.133, 906.135, 906.231, 906.233,....	70	03/09→05/16	→	⬇; Scheibenbremse	2	24.3727-0473.2 580473	L= 1.706
311 CDI (906.131, 906.133, 906.135, 906.231, 906.233,....	80	06/06→12/09					
311 CDI (906.131, 906.133, 906.135, 906.231, 906.233,....	84	05/16→					
311 CDI 4x4 (906.131, 906.133, 906.135, 906.231, 906.233,....	80	02/08→12/09					
313 CDI (906.131, 906.133, 906.135, 906.231, 906.233,....	95	06/06→05/16					
↓							










	kW			 	! #		
MERCEDES-BENZ - SPRINTER 3,5-t Pritsche/Fahrgestell (906) 06/06→							
 Seilzug, Feststellbremse							
313 CDI 4x4 (906.131, 906.133, 906.135, 906.231, 906.233,...	95	06/06→05/16	←	↑; Scheibenbremse	1	24.3727-0472.2 580472	L= 1.468
			→	↓; Scheibenbremse	2	24.3727-0473.2 580473	L= 1.706
314 CDI (906.131, 906.133, 906.135, 906.231, 906.233,...	105	05/16→					
314 CDI 4x4 (906.131, 906.133, 906.135, 906.231, 906.233,...	105	05/16→					
315 CDI (906.131, 906.133, 906.135, 906.231, 906.233,...	110	06/06→12/09					
315 CDI 4x4 (906.131, 906.133, 906.135, 906.231, 906.233,...	110	02/08→12/09					
316 (906.133, 906.135, 906.233, 906.235)	115	09/08→					
316 CDI (906.131, 906.133, 906.135, 906.231, 906.233,...	120	03/09→					
316 CDI 4x4 (906.131, 906.133, 906.135, 906.231, 906.233,...	120	03/09→					
316 LGT (906.133, 906.135, 906.233, 906.235)	115	09/08→					
316 NGT (906.133, 906.135, 906.233, 906.235)	115	09/08→					
318 CDI (906.131, 906.133, 906.135, 906.231, 906.233,...	135	06/06→12/09					
318 CDI 4x4 (906.131, 906.133, 906.135, 906.231, 906.233,...	135	02/08→12/09					
319 CDI / BlueTEC (906.131, 906.133, 906.135, 906.231,...	140	03/09→					
319 CDI / BlueTEC 4x4 (906.131, 906.133, 906.135,...	140	05/11→					
324 (906.133, 906.135, 906.233, 906.235)	190	06/06→12/13					
MERCEDES-BENZ - SPRINTER 3,5-t Pritsche/Fahrgestell (907, 910) 02/18→							
 Bremsbackensatz, Feststellbremse							
311 CDI (907.131, 907.133, 907.135, 907.231, 907.233,...	84	02/18→	→	- eFSB		03.0137-4003.2 654003	Ø 180 x 25 + Zub
311 CDI (910.131, 910.133)	84	02/18→					
314 CDI (907.131, 907.133, 907.135, 907.231, 907.233,...	105	02/18→					
314 CDI (910.131, 910.133)	105	02/18→					
316 CDI (907.131, 907.133, 907.135, 907.231, 907.233,...	120	02/18→					
319 CDI (907.133, 907.135, 907.233, 907.235)	140	02/18→					
Zubehörsatz, Feststellbremsbacken							
311 CDI (907.131, 907.133, 907.135, 907.231, 907.233,...	84	02/18→	→	- eFSB		03.0137-9700.2 669700 03.0137-9704.2 669704	
311 CDI (910.131, 910.133)	84	02/18→					
314 CDI (907.131, 907.133, 907.135, 907.231, 907.233,...	105	02/18→					
314 CDI (910.131, 910.133)	105	02/18→					
316 CDI (907.131, 907.133, 907.135, 907.231, 907.233,...	120	02/18→					
319 CDI (907.133, 907.135, 907.233, 907.235)	140	02/18→					













	kW					! #		
MERCEDES-BENZ - SPRINTER 3-t Bus (903) 01/95→05/06								
 Bremsbackensatz, Feststellbremse								
308 CDI	60	04/00→05/06	➔				03.0137-0397.2 650397	Ø 160 x 40
308 D	58	02/95→04/00					03.0137-4001.2 654001	Ø 160 x 40 + Zub
308 D (903.371, 903.372, 903.373)	60	03/97→04/00						
310 D 4x4	75	05/97→08/02						
311 CDI	80	04/00→05/06						
311 CDI 4x4	80	08/02→05/06						
312 D 2.9	90	02/95→04/00						
312 D 2.9 4x4	90	05/97→08/02						
313 CDI	95	04/00→05/06						
313 CDI 4x4	95	08/02→05/06						
314 (903.071, 903.072, 903.073, 903.671, 903.672,....)	105	02/95→05/06						
314 4x4	105	08/02→05/06						
316 CDI	115	04/00→05/06						
316 CDI 4x4	115	08/02→05/06						
Zubehörsatz, Feststellbremsbacken								
308 CDI	60	04/00→05/06					03.0137-9700.2 669700	
308 D	58	02/95→04/00					03.0137-9704.2 669704	
308 D (903.371, 903.372, 903.373)	60	03/97→04/00						
310 D 4x4	75	05/97→08/02	➔				03.0137-9255.2 669255	
311 CDI	80	04/00→05/06						
311 CDI 4x4	80	08/02→05/06						
312 D 2.9	90	02/95→04/00						
312 D 2.9 4x4	90	05/97→08/02						
313 CDI	95	04/00→05/06						
313 CDI 4x4	95	08/02→05/06						
314 (903.071, 903.072, 903.073, 903.671, 903.672,....)	105	02/95→05/06						
314 4x4	105	08/02→05/06						
316 CDI	115	04/00→05/06						
316 CDI 4x4	115	08/02→05/06						
 Seilzug, Feststellbremse								
308 CDI	60	04/00→05/06	←	 ; Radstand [mm]: 4.025; Scheibenbremse	1	24.3727-0441.2 580441		L= 2.460
308 D	58	02/95→04/00						
308 D (903.371, 903.372, 903.373)	60	03/97→04/00	←	 ; Radstand [mm]: 3.000; für Fahrzeuge ohne Drehsitz; Scheibenbremse	1	24.3727-0442.2 580442		L= 1.435
310 D 4x4	75	05/97→08/02						
311 CDI	80	04/00→05/06						
311 CDI 4x4	80	08/02→05/06	←	 ; Radstand [mm]: 3.550; für Fahrzeuge ohne Drehsitz; Scheibenbremse	1	24.3727-0443.2 580443		L= 1.990
312 D 2.9	90	02/95→04/00						
312 D 2.9 4x4	90	05/97→08/02						
313 CDI	95	04/00→05/06	←	 ; Radstand [mm]: 3.550; für Fahrzeuge mit Drehsitz; Scheibenbremse	1	24.3727-0444.2 580444		L= 1.970
313 CDI 4x4	95	08/02→05/06						
314 (903.071, 903.072, 903.073, 903.671, 903.672,....)	105	02/95→05/06	←	 ; Radstand [mm]: 3.000; für Fahrzeuge mit Drehsitz; Scheibenbremse	1	24.3727-0445.2 580445		L= 1.415
314 4x4	105	08/02→05/06						
316 CDI	115	04/00→05/06	➔	 ; Komponentennummer: 504013/01; Scheibenbremse	2	24.3727-0438.2 580438		L= 1.513
316 CDI 4x4	115	08/02→05/06	➔	 ; Komponentennummer: 504013/04; Scheibenbremse	2	24.3727-0463.2 580463		L= 1.545
MERCEDES-BENZ - SPRINTER 3-t Bus (906) 06/06→								
 Bremsbackensatz, Feststellbremse								
210 CDI (906.711, 906.713)	70	03/09→12/13	➔				03.0137-4003.2 654003	Ø 180 x 25 + Zub
211 CDI (906.711, 906.713)	80	06/06→12/09						
211 CDI (906.711, 906.713)	84	04/16→						
213 CDI (906.711, 906.713)	95	06/06→05/16						
214 CDI (906.711, 906.713)	105	04/16→						
215 CDI (906.711, 906.713)	110	06/06→12/09						
216 (906.713)	115	09/08→						
224 (906.713)	190	06/06→12/13						
216 CDI (906.711, 906.713)	120	06/06→	➔	03/09→			03.0137-4003.2 654003	Ø 180 x 25 + Zub
Zubehörsatz, Feststellbremsbacken								
210 CDI (906.711, 906.713)	70	03/09→12/13					03.0137-9700.2 669700	
↓								











	kW			 	! #		
MERCEDES-BENZ - SPRINTER 3-t Bus (906) 06/06→							
Zubehörsatz, Feststellbremsbacken							
211 CDI (906.711, 906.713)	80	06/06→12/09				03.0137-9704.2 669704	
211 CDI (906.711, 906.713)	84	04/16→					
213 CDI (906.711, 906.713)	95	06/06→05/16					
214 CDI (906.711, 906.713)	105	04/16→					
215 CDI (906.711, 906.713)	110	06/06→12/09					
216 (906.713)	115	09/08→					
224 (906.713)	190	06/06→12/13					
216 CDI (906.711, 906.713)	120	06/06→		03/09→			03.0137-9700.2 669700 03.0137-9704.2 669704
 Seilzug, Feststellbremse							
210 CDI (906.711, 906.713)	70	03/09→12/13	←	☒; Scheibenbremse	1	24.3727-0472.2 580472	L= 1.468
211 CDI (906.711, 906.713)	80	06/06→12/09	→	☒; Scheibenbremse	2	24.3727-0473.2 580473	L= 1.706
211 CDI (906.711, 906.713)	84	04/16→					
213 CDI (906.711, 906.713)	95	06/06→05/16					
214 CDI (906.711, 906.713)	105	04/16→					
215 CDI (906.711, 906.713)	110	06/06→12/09					
216 (906.713)	115	09/08→					
224 (906.713)	190	06/06→12/13					
216 CDI (906.711, 906.713)	120	06/06→	←	☒; 03/09→; Scheibenbremse	1	24.3727-0472.2 580472	L= 1.468
			→	☒; 03/09→; Scheibenbremse	2	24.3727-0473.2 580473	L= 1.706
MERCEDES-BENZ - SPRINTER 3-t Bus (907) 02/18→							
 Bremsbackensatz, Feststellbremse							
211 CDI (907.721, 907.723)	84	02/18→	→	- eFSB		03.0137-4003.2 654003	Ø 180 x 25 + Zub
214 CDI (907.721, 907.723)	105	02/18→					
Zubehörsatz, Feststellbremsbacken							
211 CDI (907.721, 907.723)	84	02/18→	→	- eFSB		03.0137-9700.2 669700	
214 CDI (907.721, 907.723)	105	02/18→	→	- eFSB	2		03.0137-9704.2 669704
MERCEDES-BENZ - SPRINTER 3-t Kasten (903) 01/95→05/06							
 Bremsbackensatz, Feststellbremse							
308 CDI	60	04/00→05/06	→			03.0137-0397.2 650397 03.0137-4001.2 654001	Ø 160 x 40 Ø 160 x 40 + Zub
308 D 2.3	58	02/95→04/00					
308 D 2.3	60	02/95→04/00					
310 D 2.9	75	02/95→04/00					
311 CDI	80	04/00→05/06					
311 CDI 4x4	80	08/02→05/06					
312 D 2.9	90	02/95→04/00					
312 D 2.9 4x4	90	05/97→08/02					
313 CDI	95	04/00→05/06					
313 CDI 4x4	95	08/02→05/06					
314	105	02/95→05/06					
314 4x4	105	08/02→05/06					
316 CDI	115	04/00→05/06					
316 CDI 4x4	115	08/02→05/06					
Zubehörsatz, Feststellbremsbacken							
308 CDI	60	04/00→05/06				03.0137-9700.2 669700 03.0137-9704.2 669704	
308 D 2.3	58	02/95→04/00					
308 D 2.3	60	02/95→04/00					
310 D 2.9	75	02/95→04/00	→			03.0137-9255.2 669255	
311 CDI	80	04/00→05/06					
311 CDI 4x4	80	08/02→05/06					
312 D 2.9	90	02/95→04/00					
312 D 2.9 4x4	90	05/97→08/02					
313 CDI	95	04/00→05/06					
313 CDI 4x4	95	08/02→05/06					
314	105	02/95→05/06					
314 4x4	105	08/02→05/06					
316 CDI	115	04/00→05/06					
316 CDI 4x4	115	08/02→05/06					
↓							












	kW					! #		
MERCEDES-BENZ - SPRINTER 3-t Kasten (903) 01/95→05/06								
 Seilzug, Feststellbremse								
308 CDI	60	04/00→05/06	←	↑	Radstand [mm]: 4.025; Scheibenbremse	1	24.3727-0441.2 580441	L= 2.460
308 D 2.3	58	02/95→04/00						
308 D 2.3	60	02/95→04/00	←	↑	Radstand [mm]: 3.000; für Fahrzeuge ohne Drehsitz; Scheibenbremse	1	24.3727-0442.2 580442	L= 1.435
310 D 2.9	75	02/95→04/00						
311 CDI	80	04/00→05/06						
311 CDI 4x4	80	08/02→05/06	←	↑	Radstand [mm]: 3.550; für Fahrzeuge ohne Drehsitz; Scheibenbremse	1	24.3727-0443.2 580443	L= 1.990
312 D 2.9	90	02/95→04/00						
312 D 2.9 4x4	90	05/97→08/02						
313 CDI	95	04/00→05/06						
313 CDI 4x4	95	08/02→05/06	←	↑	Radstand [mm]: 3.550; für Fahrzeuge mit Drehsitz; Scheibenbremse	1	24.3727-0444.2 580444	L= 1.970
314	105	02/95→05/06						
314 4x4	105	08/02→05/06						
316 CDI	115	04/00→05/06	←	↑	Radstand [mm]: 3.000; für Fahrzeuge mit Drehsitz; Scheibenbremse	1	24.3727-0445.2 580445	L= 1.415
316 CDI 4x4	115	08/02→05/06						
			→	↓	Komponentennummer: 504013/01; Scheibenbremse	2	24.3727-0438.2 580438	L= 1.513
			→	↓	Komponentennummer: 504013/04; Scheibenbremse	2	24.3727-0463.2 580463	L= 1.545
MERCEDES-BENZ - SPRINTER 3-t Kasten (906) 06/06→								
 Bremsbackensatz, Feststellbremse								
209 CDI (906.611, 906.613)	65	06/06→12/09	→				03.0137-4003.2 654003	Ø 180 x 25 + Zub
210 CDI (906.611, 906.613)	70	03/09→						
211 CDI (906.611, 906.613)	80	06/06→12/09						
211 CDI (906.611, 906.613)	84	04/16→						
213 CDI (906.611, 906.613)	95	06/06→12/09						
213 CDI (906.611, 906.613)	95	06/06→						
214 CDI (906.611, 906.613)	105	04/16→						
215 CDI (906.611, 906.613)	110	06/06→12/09						
216 (906.613)	115	09/08→						
216 CDI (906.611, 906.613)	120	03/09→						
218 CDI (906.611, 906.613)	135	06/06→12/09						
219 CDI / BlueTEC (906.611, 906.613)	140	03/09→						
224 (906.613)	190	06/06→						
Zubehörsatz, Feststellbremsbacken								
209 CDI (906.611, 906.613)	65	06/06→12/09					03.0137-9700.2 669700	
210 CDI (906.611, 906.613)	70	03/09→					03.0137-9704.2 669704	
211 CDI (906.611, 906.613)	80	06/06→12/09						
211 CDI (906.611, 906.613)	84	04/16→						
213 CDI (906.611, 906.613)	95	06/06→12/09						
213 CDI (906.611, 906.613)	95	06/06→						
214 CDI (906.611, 906.613)	105	04/16→						
215 CDI (906.611, 906.613)	110	06/06→12/09						
216 (906.613)	115	09/08→						
216 CDI (906.611, 906.613)	120	03/09→						
218 CDI (906.611, 906.613)	135	06/06→12/09						
219 CDI / BlueTEC (906.611, 906.613)	140	03/09→						
224 (906.613)	190	06/06→						
 Seilzug, Feststellbremse								
209 CDI (906.611, 906.613)	65	06/06→12/09	←	↑	Scheibenbremse	1	24.3727-0472.2 580472	L= 1.468
210 CDI (906.611, 906.613)	70	03/09→	→	↓	Scheibenbremse	2	24.3727-0473.2 580473	L= 1.706
211 CDI (906.611, 906.613)	80	06/06→12/09						
↓								








	kW			 	! #		
MERCEDES-BENZ - SPRINTER 3-t Kasten (906) 06/06→							
 Seilzug, Feststellbremse							
211 CDI (906.611, 906.613)	84	04/16→	←	↑; Scheibenbremse	1	24.3727-0472.2 580472	L= 1.468
213 CDI (906.611, 906.613)	95	06/06→12/09	→	↓; Scheibenbremse	2	24.3727-0473.2 580473	L= 1.706
213 CDI (906.611, 906.613)	95	06/06→					
214 CDI (906.611, 906.613)	105	04/16→					
215 CDI (906.611, 906.613)	110	06/06→12/09					
216 (906.613)	115	09/08→					
216 CDI (906.611, 906.613)	120	03/09→					
218 CDI (906.611, 906.613)	135	06/06→12/09					
219 CDI / BlueTEC (906.611, 906.613)	140	03/09→					
224 (906.613)	190	06/06→					
MERCEDES-BENZ - SPRINTER 3-t Kasten (910) 02/18→							
 Bremsbackensatz, Feststellbremse							
211 CDI (910.621, 910.623)	84	02/18→	→	- eFSB		03.0137-4003.2 654003	Ø 180 x 25 + Zub
214 CDI (910.621, 910.623)	105	02/18→					
Zubehörsatz, Feststellbremsbacken							
211 CDI (910.621, 910.623)	84	02/18→	→	- eFSB		03.0137-9700.2 669700	
214 CDI (910.621, 910.623)	105	02/18→				03.0137-9704.2 669704	
MERCEDES-BENZ - SPRINTER 3-t Pritsche/Fahrgestell (903) 01/95→05/06							
 Bremsbackensatz, Feststellbremse							
308 CDI	60	04/00→05/06	→			03.0137-0397.2 650397	Ø 160 x 40
308 D 2.3	58	02/95→04/00				03.0137-4001.2 654001	Ø 160 x 40 + Zub
308 D 2.3	60	11/96→04/00					
310 D 2.9	75	01/97→04/00					
311 CDI	80	04/00→05/06					
312 D 2.9	90	02/95→04/00					
312 D 2.9 (903.411, 903.412, 903.413, 903.421, 903.422,...	85	12/98→09/01					
313 CDI	95	04/00→05/06					
313 CDI 4x4	95	08/02→05/06					
314 (903.011, 903.012, 903.013, 903.022, 903.611,...	105	02/95→05/06					
314 NGT (903.611, 903.612)	95	02/95→05/06					
316 CDI	115	04/00→05/06					
316 CDI 4x4	115	08/02→05/06					
Zubehörsatz, Feststellbremsbacken							
308 CDI	60	04/00→05/06				03.0137-9700.2 669700	
308 D 2.3	58	02/95→04/00				03.0137-9704.2 669704	
308 D 2.3	60	11/96→04/00					
310 D 2.9	75	01/97→04/00	→			03.0137-9255.2 669255	
311 CDI	80	04/00→05/06					
312 D 2.9	90	02/95→04/00					
312 D 2.9 (903.411, 903.412, 903.413, 903.421, 903.422,...	85	12/98→09/01					
313 CDI	95	04/00→05/06					
313 CDI 4x4	95	08/02→05/06					
314 (903.011, 903.012, 903.013, 903.022, 903.611,...	105	02/95→05/06					
316 CDI	115	04/00→05/06					
316 CDI 4x4	115	08/02→05/06					
314 NGT (903.611, 903.612)	95	02/95→05/06		04/00→		03.0137-9700.2 669700	
			→			03.0137-9704.2 669704	
						03.0137-9255.2 669255	
 Seilzug, Feststellbremse							
308 CDI	60	04/00→05/06	←	↑; Radstand [mm]: 4.025; Scheibenbremse	1	24.3727-0441.2 580441	L= 2.460
308 D 2.3	58	02/95→04/00					
308 D 2.3	60	11/96→04/00					
310 D 2.9	75	01/97→04/00					
↓							











	kW					! #		
MERCEDES-BENZ - SPRINTER 3-t Pritsche/Fahrgestell (903) 01/95→05/06								
 Seilzug, Feststellbremse								
311 CDI	80	04/00→05/06	←	↑; Radstand [mm]: 3.000; für Fahrzeuge ohne Drehsitz; Scheibenbremse	1	24.3727-0442.2	580442	L= 1.435
312 D 2.9	90	02/95→04/00	←	↑; Radstand [mm]: 3.550; für Fahrzeuge ohne Drehsitz; Scheibenbremse	1	24.3727-0443.2	580443	L= 1.990
312 D 2.9 (903.411, 903.412, 903.413, 903.421, 903.422,...	85	12/98→09/01						
313 CDI	95	04/00→05/06	←	↑; Radstand [mm]: 3.550; für Fahrzeuge mit Drehsitz; Scheibenbremse	1	24.3727-0444.2	580444	L= 1.970
313 CDI 4x4	95	08/02→05/06						
314 (903.011, 903.012, 903.013, 903.022, 903.611,...	105	02/95→05/06						
314 NGT (903.611, 903.612)	95	02/95→05/06	←	↑; Radstand [mm]: 3.000; für Fahrzeuge mit Drehsitz; Scheibenbremse	1	24.3727-0445.2	580445	L= 1.415
316 CDI	115	04/00→05/06	→	↓; Komponentenummer: 504013/01; Scheibenbremse	2	24.3727-0438.2	580438	L= 1.513
316 CDI 4x4	115	08/02→05/06						
MERCEDES-BENZ - SPRINTER 3-t Pritsche/Fahrgestell (906) 06/06→								
 Bremsbackensatz, Feststellbremse								
209 CDI (906.111, 906.113, 906.211, 906.213)	65	06/06→12/09	→			03.0137-4003.2	654003	∅ 180 x 25 + Zub
210 CDI (906.111, 906.113, 906.211, 906.213)	70	03/09→05/16						
211 CDI (906.111, 906.113, 906.211, 906.213)	80	06/06→12/09						
211 CDI (906.111, 906.113, 906.211, 906.213)	84	04/16→						
213 CDI (906.111, 906.113, 906.211, 906.213)	95	06/06→12/09						
213 CDI (906.111, 906.113, 906.211, 906.213)	95	03/09→05/16						
214 CDI (906.111, 906.113, 906.211, 906.213)	105	04/16→						
215 CDI (906.111, 906.113, 906.211, 906.213)	110	06/06→12/09						
216 (906.113, 906.213)	115	09/08→05/16						
216 CDI (906.111, 906.113, 906.211, 906.213)	120	03/09→						
218 CDI (906.111, 906.113, 906.211, 906.213)	135	06/06→12/09						
219 CDI / BlueTEC (906.111, 906.113, 906.211, 906.213)	140	03/09→05/16						
224 (906.113, 906.213)	190	06/06→12/13						
Zubehörsatz, Feststellbremsbacken								
209 CDI (906.111, 906.113, 906.211, 906.213)	65	06/06→12/09				03.0137-9700.2	669700	
210 CDI (906.111, 906.113, 906.211, 906.213)	70	03/09→05/16				03.0137-9704.2	669704	
211 CDI (906.111, 906.113, 906.211, 906.213)	80	06/06→12/09						
211 CDI (906.111, 906.113, 906.211, 906.213)	84	04/16→						
213 CDI (906.111, 906.113, 906.211, 906.213)	95	06/06→12/09						
213 CDI (906.111, 906.113, 906.211, 906.213)	95	03/09→05/16						
214 CDI (906.111, 906.113, 906.211, 906.213)	105	04/16→						
215 CDI (906.111, 906.113, 906.211, 906.213)	110	06/06→12/09						
↓								











	kW					! #		
MERCEDES-BENZ - SPRINTER 3-t Pritsche/Fahrgestell (906) 06/06 →								
Zubehörsatz, Feststellbremsbacken								
216 (906.113, 906.213)	115	09/08→05/16					03.0137-9700.2 669700	
216 CDI (906.111, 906.113, 906.211, 906.213)	120	03/09→					03.0137-9704.2 669704	
218 CDI (906.111, 906.113, 906.211, 906.213)	135	06/06→12/09						
219 CDI / BlueTEC (906.111, 906.113, 906.211, 906.213)	140	03/09→05/16						
224 (906.113, 906.213)	190	06/06→12/13						
 Seilzug, Feststellbremse								
209 CDI (906.111, 906.113, 906.211, 906.213)	65	06/06→12/09	←	 ; Scheibenbremse		1	24.3727-0472.2 580472	L= 1.468
210 CDI (906.111, 906.113, 906.211, 906.213)	70	03/09→05/16	→	 ; Scheibenbremse		2	24.3727-0473.2 580473	L= 1.706
211 CDI (906.111, 906.113, 906.211, 906.213)	80	06/06→12/09						
211 CDI (906.111, 906.113, 906.211, 906.213)	84	04/16→						
213 CDI (906.111, 906.113, 906.211, 906.213)	95	06/06→12/09						
213 CDI (906.111, 906.113, 906.211, 906.213)	95	03/09→05/16						
214 CDI (906.111, 906.113, 906.211, 906.213)	105	04/16→						
215 CDI (906.111, 906.113, 906.211, 906.213)	110	06/06→12/09						
216 (906.113, 906.213)	115	09/08→05/16						
216 CDI (906.111, 906.113, 906.211, 906.213)	120	03/09→						
218 CDI (906.111, 906.113, 906.211, 906.213)	135	06/06→12/09						
219 CDI / BlueTEC (906.111, 906.113, 906.211, 906.213)	140	03/09→05/16						
224 (906.113, 906.213)	190	06/06→12/13						
MERCEDES-BENZ - SPRINTER 3-t Pritsche/Fahrgestell (910, 907) 02/18 →								
 Bremsbackensatz, Feststellbremse								
211 CDI (910.121, 910.123)	84	02/18→	→	- eFSB			03.0137-4003.2 654003	Ø 180 x 25 + Zub
214 CDI (910.121, 910.123)	105	02/18→						
Zubehörsatz, Feststellbremsbacken								
211 CDI (910.121, 910.123)	84	02/18→	→	- eFSB			03.0137-9700.2 669700	
214 CDI (910.121, 910.123)	105	02/18→					03.0137-9704.2 669704	
MERCEDES-BENZ - SPRINTER 4,6-t Kasten (906) 06/06 →								
 Bremsbackensatz, Feststellbremse								
411 CDI (906.653, 906.655, 906.657)	80	06/09→12/18	→				03.0137-4003.2 654003	Ø 180 x 25 + Zub
413 CDI (906.653, 906.655, 906.657)	95	06/06→05/16						
414 CDI	105	05/16→						
415 CDI (906.653, 906.655, 906.657)	110	06/09→12/09						
416 CDI (906.653, 906.655, 906.657)	120	03/09→						
418 CDI (906.653, 906.655, 906.657)	135	06/09→05/16						
419 CDI (906.653, 906.655, 906.657)	140	03/09→						
424 (906.655, 906.657, 906.653)	190	06/06→12/13						










	kW			 	! #		
MERCEDES-BENZ - SPRINTER 4,6-t Kasten (906) 06/06→							
Zubehörsatz, Feststellbremsbacken							
411 CDI (906.653, 906.655, 906.657)	80	06/09→12/18				03.0137-9700.2 669700	
413 CDI (906.653, 906.655, 906.657)	95	06/06→05/16				03.0137-9704.2 669704	
414 CDI	105	05/16→					
415 CDI (906.653, 906.655, 906.657)	110	06/09→12/09					
416 CDI (906.653, 906.655, 906.657)	120	03/09→					
418 CDI (906.653, 906.655, 906.657)	135	06/09→05/16					
419 CDI (906.653, 906.655, 906.657)	140	03/09→					
424 (906.655, 906.657, 906.653)	190	06/06→12/13					
 Seilzug, Feststellbremse							
411 CDI (906.653, 906.655, 906.657)	80	06/09→12/18	←	↑; Scheibenbremse	1	24.3727-0472.2 580472	L= 1.468
413 CDI (906.653, 906.655, 906.657)	95	06/06→05/16	→	↓; Scheibenbremse	2	24.3727-0473.2 580473	L= 1.706
414 CDI	105	05/16→					
415 CDI (906.653, 906.655, 906.657)	110	06/09→12/09					
416 CDI (906.653, 906.655, 906.657)	120	03/09→					
418 CDI (906.653, 906.655, 906.657)	135	06/09→05/16					
419 CDI (906.653, 906.655, 906.657)	140	03/09→					
424 (906.655, 906.657, 906.653)	190	06/06→12/13					
MERCEDES-BENZ - SPRINTER 4,6-t Pritsche/Fahrgestell (906) 06/06→							
 Bremsbackensatz, Feststellbremse							
411 CDI (906.153, 906.155, 906.253, 906.255)	80	06/09→12/18	→			03.0137-4003.2 654003	∅ 180 x 25 + Zub
413 CDI	95	03/09→					
414 CDI	105	05/16→					
415 CDI (906.153, 906.155, 906.253, 906.255)	110	06/06→12/09					
416 CDI (906.153, 906.155, 906.253, 906.255)	120	03/09→					
418 CDI (906.153, 906.155, 906.253, 906.255)	135	06/06→12/09					
419 CDI (906.153, 906.155, 906.253, 906.255)	140	03/09→					
424 (906.153, 906.155, 906.253, 906.255)	190	06/06→12/13					
Zubehörsatz, Feststellbremsbacken							
411 CDI (906.153, 906.155, 906.253, 906.255)	80	06/09→12/18				03.0137-9700.2 669700	
413 CDI	95	03/09→				03.0137-9704.2 669704	
414 CDI	105	05/16→					
415 CDI (906.153, 906.155, 906.253, 906.255)	110	06/06→12/09					
416 CDI (906.153, 906.155, 906.253, 906.255)	120	03/09→					
418 CDI (906.153, 906.155, 906.253, 906.255)	135	06/06→12/09					
419 CDI (906.153, 906.155, 906.253, 906.255)	140	03/09→					
424 (906.153, 906.155, 906.253, 906.255)	190	06/06→12/13					
 Seilzug, Feststellbremse							
411 CDI (906.153, 906.155, 906.253, 906.255)	80	06/09→12/18	←	↑; Scheibenbremse	1	24.3727-0472.2 580472	L= 1.468
413 CDI	95	03/09→	→	↓; Scheibenbremse	2	24.3727-0473.2 580473	L= 1.706
↓							












	kW			 	! #		
MERCEDES-BENZ - SPRINTER 4,6-t Pritsche/Fahrgestell (906) 06/06→							
 Seilzug, Feststellbremse							
414 CDI	105	05/16→	←	↑; Scheibenbremse	1	24.3727-0472.2 580472	L= 1.468
415 CDI (906.153, 906.155, 906.253, 906.255)	110	06/06→12/09	→	↓; Scheibenbremse	2	24.3727-0473.2 580473	L= 1.706
416 CDI (906.153, 906.155, 906.253, 906.255)	120	03/09→					
418 CDI (906.153, 906.155, 906.253, 906.255)	135	06/06→12/09					
419 CDI (906.153, 906.155, 906.253, 906.255)	140	03/09→					
424 (906.153, 906.155, 906.253, 906.255)	190	06/06→12/13					
MERCEDES-BENZ - SPRINTER 4-t Bus (904) 02/96→05/06							
 Bremsbackensatz, Feststellbremse							
408 CDI	60	04/00→05/06	→			03.0137-4015.2 654015	Ø 170 x 40 + Zub
411 CDI	80	04/00→05/06					
413 CDI	95	04/00→05/06					
414	105	02/96→05/06					
416 CDI	115	04/00→05/06					
Zubehörsatz, Feststellbremsbacken							
408 CDI	60	04/00→05/06				03.0137-9700.2 669700	
411 CDI	80	04/00→05/06				03.0137-9704.2 669704	
413 CDI	95	04/00→05/06					
414	105	02/96→05/06	→			03.0137-9256.2 669256	
416 CDI	115	04/00→05/06					
 Seilzug, Feststellbremse							
408 CDI	60	04/00→05/06	←	↑; Scheibenbremse	1	24.3727-0181.2 580181	L= 2.440
411 CDI	80	04/00→05/06	←	↑	1	24.3727-0441.2 580441	L= 2.460
413 CDI	95	04/00→05/06	←				
414	105	02/96→05/06	←	↑; Radstand [mm]: 3.550; für Fahrzeuge ohne Drehsitz	1	24.3727-0443.2 580443	L= 1.990
416 CDI	115	04/00→05/06	←	↑; Radstand [mm]: 3.550; für Fahrzeuge mit Drehsitz	1	24.3727-0444.2 580444	L= 1.970
			→	□; Scheibenbremse		24.3727-0179.2 580179	L= 1.525
			→	□; Scheibenbremse		24.3727-0180.2 580180	L= 1.526
MERCEDES-BENZ - SPRINTER 4-t Kasten (904) 02/95→05/06							
 Bremsbackensatz, Feststellbremse							
408 CDI	60	04/00→05/06	→			03.0137-4015.2 654015	Ø 170 x 40 + Zub
408 D	58	02/96→05/06					
410 D 4x4	75	05/97→05/06					
411 CDI	80	04/00→05/06					
411 CDI 4x4	80	04/00→05/06					
412 D	85	02/96→05/06					
412 D	90	02/96→05/06					
412 D 4x4	85	05/97→05/06					
412 D 4x4	90	05/97→05/06					
413 CDI	95	04/00→05/06					
413 CDI 4x4	95	04/00→05/06					
414 (904.062, 904.063, 904.662, 904.663)	105	02/96→05/06					
414 4x4 (904.062, 904.063, 904.662, 904.663)	105	05/97→05/06					
414 NGT	95	02/95→05/06					
416 CDI	115	04/00→05/06					
416 CDI 4x4	115	04/00→05/06					
410 D	75	02/96→05/06	→	09/96→		03.0137-4015.2 654015	Ø 170 x 40 + Zub
Zubehörsatz, Feststellbremsbacken							
408 CDI	60	04/00→05/06				03.0137-9700.2 669700	
408 D	58	02/96→05/06				03.0137-9704.2 669704	
410 D 4x4	75	05/97→05/06					
411 CDI	80	04/00→05/06	→			03.0137-9256.2 669256	
411 CDI 4x4	80	04/00→05/06					
412 D	85	02/96→05/06					
412 D	90	02/96→05/06					
412 D 4x4	85	05/97→05/06					
412 D 4x4	90	05/97→05/06					
413 CDI	95	04/00→05/06					
413 CDI 4x4	95	04/00→05/06					
↓							



























	kW					! #		
MERCEDES-BENZ - SPRINTER 4-t Kasten (904) 02/95→05/06								
Zubehörsatz, Feststellbremsbacken								
414 (904.062, 904.063, 904.662, 904.663)	105	02/96→05/06					03.0137-9700.2	669700
414 4x4 (904.062, 904.063, 904.662, 904.663)	105	05/97→05/06	→				03.0137-9704.2	669704
416 CDI	115	04/00→05/06						
416 CDI 4x4	115	04/00→05/06						
410 D	75	02/96→05/06		09/96→			03.0137-9700.2	669700
			→	09/96→			03.0137-9704.2	669704
414 NGT	95	02/95→05/06		06/95→			03.0137-9700.2	669700
			→				03.0137-9704.2	669704
			→				03.0137-9256.2	669256
Seilzug, Feststellbremse								
408 CDI	60	04/00→05/06	←	↑; Scheibenbremse	1	24.3727-0181.2	580181	L= 2.440
408 D	58	02/96→05/06	←	↑	1	24.3727-0441.2	580441	L= 2.460
410 D 4x4	75	05/97→05/06	←	↑	1	24.3727-0443.2	580443	L= 1.990
411 CDI	80	04/00→05/06	←	↑; Radstand [mm]: 3.550; für Fahrzeuge ohne Drehsitz	1	24.3727-0443.2	580443	L= 1.990
411 CDI 4x4	80	04/00→05/06	←	↑; Radstand [mm]: 3.550; für Fahrzeuge mit Drehsitz	1	24.3727-0444.2	580444	L= 1.970
412 D	85	02/96→05/06	←	↑; Radstand [mm]: 3.550; für Fahrzeuge mit Drehsitz	1	24.3727-0444.2	580444	L= 1.970
412 D	90	02/96→05/06	←	↑; Radstand [mm]: 3.550; für Fahrzeuge mit Drehsitz	1	24.3727-0444.2	580444	L= 1.970
412 D 4x4	85	05/97→05/06	→	□; Scheibenbremse		24.3727-0179.2	580179	L= 1.525
412 D 4x4	90	05/97→05/06	→	□; Scheibenbremse		24.3727-0179.2	580179	L= 1.525
413 CDI	95	04/00→05/06	→	□; Scheibenbremse		24.3727-0180.2	580180	L= 1.526
413 CDI 4x4	95	04/00→05/06	→	□; Scheibenbremse		24.3727-0180.2	580180	L= 1.526
414 (904.062, 904.063, 904.662, 904.663)	105	02/96→05/06						
414 4x4 (904.062, 904.063, 904.662, 904.663)	105	05/97→05/06						
414 NGT	95	02/95→05/06						
416 CDI	115	04/00→05/06						
416 CDI 4x4	115	04/00→05/06						
410 D	75	02/96→05/06	←	↑; 09/96→; Scheibenbremse	1	24.3727-0181.2	580181	L= 2.440
			←	↑; 09/96→	1	24.3727-0441.2	580441	L= 2.460
			←	↑; 09/96→; Radstand [mm]: 3.550; für Fahrzeuge ohne Drehsitz	1	24.3727-0443.2	580443	L= 1.990
			←	↑; 09/96→; Radstand [mm]: 3.550; für Fahrzeuge mit Drehsitz	1	24.3727-0444.2	580444	L= 1.970
			→	□; 09/96→; Scheibenbremse		24.3727-0179.2	580179	L= 1.525
			→	□; 09/96→; Scheibenbremse		24.3727-0180.2	580180	L= 1.526
MERCEDES-BENZ - SPRINTER 4-t Kasten (907, 910) 02/18→								
Bremsbackensatz, Feststellbremse								
411 CDI (910.641, 910.643)	84	02/18→	→	- eFSB		03.0137-4003.2	654003	∅ 180 x 25 + Zub
414 CDI (907.643, 907.645, 907.647)	105	02/18→						
416 CDI (907.643, 907.645, 907.647)	120	02/18→						
419 CDI (907.643, 907.645, 907.647)	140	02/18→						
Zubehörsatz, Feststellbremsbacken								
411 CDI (910.641, 910.643)	84	02/18→	→	- eFSB		03.0137-9700.2	669700	
414 CDI (907.643, 907.645, 907.647)	105	02/18→				03.0137-9704.2	669704	
416 CDI (907.643, 907.645, 907.647)	120	02/18→						
419 CDI (907.643, 907.645, 907.647)	140	02/18→						
MERCEDES-BENZ - SPRINTER 4-t Pritsche/Fahrgestell (904) 02/95→05/06								
Bremsbackensatz, Feststellbremse								
408 CDI	60	04/00→05/06	→			03.0137-4015.2	654015	∅ 170 x 40 + Zub
408 D	58	02/96→05/06						
410 D 4x4	75	05/97→05/06						
411 CDI	80	04/00→05/06						
411 CDI 4x4	80	04/00→05/06						
412 D	85	02/96→05/06						
412 D	90	02/96→05/06						
412 D 4x4	85	05/97→05/06						
412 D 4x4	90	05/97→05/06						
↓								


















	kW					! #		
MERCEDES-BENZ - SPRINTER 4-t Pritsche/Fahrgestell (904) 02/95→05/06								
 Bremsbackensatz, Feststellbremse								
413 CDI	95	04/00→05/06	➔				03.0137-4015.2 654015	Ø 170 x 40 + Zub
413 CDI 4x4	95	04/00→05/06						
414 (904.012, 904.013, 904.612, 904.613)	105	02/95→05/06						
414 4x4 (904.012, 904.013, 904.612, 904.613)	105	05/97→05/06						
416 CDI	115	04/00→05/06						
416 CDI 4x4	115	04/00→05/06						
410 D	75	02/96→05/06	➔	09/96→			03.0137-4015.2 654015	Ø 170 x 40 + Zub
Zubehörsatz, Feststellbremsbacken								
408 CDI	60	04/00→05/06					03.0137-9700.2 669700	
408 D	58	02/96→05/06					03.0137-9704.2 669704	
410 D 4x4	75	05/97→05/06						
411 CDI	80	04/00→05/06	➔				03.0137-9256.2 669256	
411 CDI 4x4	80	04/00→05/06						
412 D	85	02/96→05/06						
412 D	90	02/96→05/06						
412 D 4x4	85	05/97→05/06						
412 D 4x4	90	05/97→05/06						
413 CDI	95	04/00→05/06						
413 CDI 4x4	95	04/00→05/06						
414 4x4 (904.012, 904.013, 904.612, 904.613)	105	05/97→05/06						
416 CDI	115	04/00→05/06						
416 CDI 4x4	115	04/00→05/06						
410 D	75	02/96→05/06		09/96→			03.0137-9700.2 669700	
							03.0137-9704.2 669704	
			➔	09/96→			03.0137-9256.2 669256	
414 (904.012, 904.013, 904.612, 904.613)	105	02/95→05/06		06/95→			03.0137-9700.2 669700	
							03.0137-9704.2 669704	
			➔				03.0137-9256.2 669256	
 Seilzug, Feststellbremse								
408 CDI	60	04/00→05/06	←	☒; Scheibenbremse	1	24.3727-0181.2 580181	L= 2.440	
408 D	58	02/96→05/06	←	☒	1	24.3727-0441.2 580441	L= 2.460	
410 D 4x4	75	05/97→05/06	←	☒	1	24.3727-0443.2 580443	L= 1.990	
411 CDI	80	04/00→05/06	←	☒; Radstand [mm]: 3.550; für Fahrzeuge ohne Drehsitz	1	24.3727-0443.2 580443	L= 1.990	
411 CDI 4x4	80	04/00→05/06	←	☒; Radstand [mm]: 3.550; für Fahrzeuge ohne Drehsitz	1	24.3727-0443.2 580443	L= 1.990	
412 D	85	02/96→05/06	←	☒; Radstand [mm]: 3.550; für Fahrzeuge mit Drehsitz	1	24.3727-0444.2 580444	L= 1.970	
412 D	90	02/96→05/06	←	☒; Radstand [mm]: 3.550; für Fahrzeuge mit Drehsitz	1	24.3727-0444.2 580444	L= 1.970	
412 D 4x4	85	05/97→05/06	➔	☐; Scheibenbremse		24.3727-0179.2 580179	L= 1.525	
412 D 4x4	90	05/97→05/06	➔	☐; Scheibenbremse		24.3727-0179.2 580179	L= 1.525	
413 CDI	95	04/00→05/06	➔	☐; Scheibenbremse		24.3727-0180.2 580180	L= 1.526	
413 CDI 4x4	95	04/00→05/06	➔	☐; Scheibenbremse		24.3727-0180.2 580180	L= 1.526	
414 (904.012, 904.013, 904.612, 904.613)	105	02/95→05/06						
414 4x4 (904.012, 904.013, 904.612, 904.613)	105	05/97→05/06						
416 CDI	115	04/00→05/06						
416 CDI 4x4	115	04/00→05/06						
410 D	75	02/96→05/06	←	☒; 09/96→; Scheibenbremse	1	24.3727-0181.2 580181	L= 2.440	
			←	☒; 09/96→	1	24.3727-0441.2 580441	L= 2.460	
			←	☒; 09/96→; Radstand [mm]: 3.550; für Fahrzeuge ohne Drehsitz	1	24.3727-0443.2 580443	L= 1.990	
			←	☒; 09/96→; Radstand [mm]: 3.550; für Fahrzeuge mit Drehsitz	1	24.3727-0444.2 580444	L= 1.970	
			➔	☐; 09/96→; Scheibenbremse		24.3727-0179.2 580179	L= 1.525	
			➔	☐; 09/96→; Scheibenbremse		24.3727-0180.2 580180	L= 1.526	
MERCEDES-BENZ - SPRINTER 4-t Pritsche/Fahrgestell (907, 910) 02/18→								
 Bremsbackensatz, Feststellbremse								
411 CDI (907.141, 907.143, 907.145, 907.241, 907.243,...)	84	02/18→	➔	- eFSB			03.0137-4003.2 654003	Ø 180 x 25 + Zub
414 CDI (907.143, 907.145, 907.243, 907.245, 907.141,...)	105	02/18→						
416 CDI (907.143, 907.145, 907.243, 907.141, 907.241,...)	120	02/18→						
↓								










	kW			 	! #		
MERCEDES-BENZ - SPRINTER 4-t Pritsche/Fahrgestell (907, 910) 02/18→							
 Bremsbackensatz, Feststellbremse							
419 CDI (907.143, 907.145, 907.243, 907.245)	140	02/18→	➔	- eFSB		03.0137-4003.2 654003	Ø 180 x 25 + Zub
Zubehörsatz, Feststellbremsbacken							
411 CDI (907.141, 907.143, 907.145, 907.241, 907.243,....)	84	02/18→	➔	- eFSB		03.0137-9700.2 669700 03.0137-9704.2 669704	
414 CDI (907.143, 907.145, 907.243, 907.245, 907.141,....)	105	02/18→					
416 CDI (907.143, 907.145, 907.243, 907.141, 907.241,....)	120	02/18→					
419 CDI (907.143, 907.145, 907.243, 907.245)	140	02/18→					
MERCEDES-BENZ - SPRINTER 5-t Kasten (906) 06/06→							
 Bremsbackensatz, Feststellbremse							
509 CDI (906.653, 906.655, 906.657)	65	06/06→12/09				03.0137-4008.2 654008	Ø 172 x 42 - HEB / + Zub
510 CDI (906.653, 906.655, 906.657)	70	03/09→05/16					
511 CDI (906.653, 906.655, 906.657)	80	06/06→12/09					
511 CDI (906.653, 906.655, 906.657)	84	05/16→					
511 CDI 4x4 (906.653, 906.655, 906.657)	80	06/06→12/09					
513 CDI 4x4 (906.653, 906.655, 906.657)	95	06/06→					
514 CDI (906.653, 906.655, 906.657)	105	05/16→					
514 CDI 4x4 (906.653, 906.655, 906.657)	105	05/16→					
515 CDI (906.653, 906.655, 906.657)	110	06/06→12/09					
515 CDI 4x4 (906.653, 906.655, 906.657)	110	06/06→12/09					
516 CDI (906.653, 906.655, 906.657)	120	03/09→					
516 CDI 4x4 (906.653, 906.655, 906.657)	120	06/06→					
518 CDI (906.653, 906.655, 906.657)	135	06/06→12/09					
518 CDI 4x4 (906.653, 906.655, 906.657)	135	06/06→12/09					
519 CDI / BlueTEC (906.653, 906.655, 906.657)	140	03/09→					
519 CDI / BlueTEC 4x4 (906.653, 906.655, 906.657)	140	03/09→					
524 (906.653, 906.655, 906.657)	190	06/06→12/13					
513 CDI (906.653, 906.655, 906.657)	95	06/06→		03/09→		03.0137-4008.2 654008	Ø 172 x 42 - HEB / + Zub
 Seilzug, Feststellbremse							
509 CDI (906.653, 906.655, 906.657)	65	06/06→12/09	←	☒	1	24.3727-0474.2 580474	L= 1.867
510 CDI (906.653, 906.655, 906.657)	70	03/09→05/16	←	☒; → S 544979; Scheibenbremse	1	24.3727-0474.2 580474	L= 1.867
511 CDI (906.653, 906.655, 906.657)	80	06/06→12/09	←	☒; S 544980→; Scheibenbremse	1	24.3727-0474.2 580474	L= 1.867
511 CDI (906.653, 906.655, 906.657)	84	05/16→	➔	☒; für Reifenabmessung: 285/65 R 16 C; Scheibenbremse	2	24.3727-0471.2 580471	L= 1.430
511 CDI 4x4 (906.653, 906.655, 906.657)	80	06/06→12/09	➔	☒; S 544980→; Scheibenbremse	2	24.3727-0475.2 580475	L= 1.399
513 CDI 4x4 (906.653, 906.655, 906.657)	95	06/06→					
514 CDI (906.653, 906.655, 906.657)	105	05/16→					
514 CDI 4x4 (906.653, 906.655, 906.657)	105	05/16→					
515 CDI (906.653, 906.655, 906.657)	110	06/06→12/09					
515 CDI 4x4 (906.653, 906.655, 906.657)	110	06/06→12/09					










	kW			 	! #		
MERCEDES-BENZ - SPRINTER 5-t Kasten (906) 06/06→							
 Seilzug, Feststellbremse							
516 CDI (906.653, 906.655, 906.657)	120	03/09→	←	↑	1	24.3727-0474.2 580474	L= 1.867
516 CDI 4x4 (906.653, 906.655, 906.657)	120	06/06→	←	↑; → S 544979; Scheibenbremse	1	24.3727-0474.2 580474	L= 1.867
518 CDI (906.653, 906.655, 906.657)	135	06/06→12/09	←	↑; S 544980→; Scheibenbremse	1	24.3727-0474.2 580474	L= 1.867
518 CDI 4x4 (906.653, 906.655, 906.657)	135	06/06→12/09	→	↓; für Reifenabmessung: 285/65 R 16 C; Scheibenbremse	2	24.3727-0471.2 580471	L= 1.430
519 CDI / BlueTEC (906.653, 906.655, 906.657)	140	03/09→	→	↓; S 544980→; Scheibenbremse	2	24.3727-0475.2 580475	L= 1.399
519 CDI / BlueTEC 4x4 (906.653, 906.655, 906.657)	140	03/09→					
524 (906.653, 906.655, 906.657)	190	06/06→12/13					
513 CDI (906.653, 906.655, 906.657)	95	06/06→	←	↑; S 544980→; Scheibenbremse	1	24.3727-0474.2 580474	L= 1.867
			←	↑; 03/09→	1	24.3727-0474.2 580474	L= 1.867
			←	↑; 03/09→; → S 544979; Scheibenbremse	1	24.3727-0474.2 580474	L= 1.867
			→	↓; 03/09→; für Reifenabmessung: 285/65 R 16 C; Scheibenbremse	2	24.3727-0471.2 580471	L= 1.430
			→	↓; S 544980→; Scheibenbremse	2	24.3727-0475.2 580475	L= 1.399
MERCEDES-BENZ - SPRINTER 5-t Pritsche/Fahrgestell (906) 06/06→							
 Bremsbackensatz, Feststellbremse							
509 CDI (906.153, 906.155, 906.253, 906.255)	65	06/06→12/09				03.0137-4008.2 654008	∅ 172 x 42 - HEB / + Zub
510 CDI (906.153, 906.155, 906.253, 906.255)	70	03/09→					
511 CDI (906.153, 906.155, 906.253, 906.255)	80	06/06→12/09					
511 CDI (906.153, 906.155, 906.253, 906.255)	84	05/16→					
511 CDI 4x4 (906.153, 906.253, 906.255)	80	06/06→12/09					
513 CDI 4x4 (906.153, 906.253, 906.255)	95	05/11→05/16					
514 CDI (906.153, 906.155, 906.253, 906.255)	105	05/16→					
514 CDI 4x4 (906.153, 906.155, 906.253, 906.255)	105	05/16→					
515 CDI (906.153, 906.155, 906.253, 906.255)	110	06/06→12/09					
515 CDI 4x4 (906.153, 906.155, 906.253, 906.255)	110	06/06→12/09					
516 (906.153, 906.155, 906.253, 906.255)	115	09/08→					
516 CDI (906.153, 906.155, 906.253, 906.255)	120	03/09→					
516 CDI 4x4 (906.153, 906.155, 906.255)	120	05/11→					
516 NGT (906.153, 906.155, 906.253, 906.255)	115	09/08→					
518 CDI (906.153, 906.155, 906.253, 906.255)	135	06/06→12/09					
518 CDI 4x4 (906.153, 906.155, 906.253, 906.255)	135	06/06→12/09					
519 CDI / BlueTEC (906.153, 906.155, 906.253, 906.255)	140	03/09→					
519 CDI / BlueTEC 4x4 (906.153, 906.155, 906.253, ...)	140	03/09→					
524 (906.153, 906.155, 906.253, 906.255)	190	06/06→12/13					
↓							











	kW			 	! #		
MERCEDES-BENZ - SPRINTER 5-t Pritsche/Fahrgestell (906) 06/06 →							
 Bremsbackensatz, Feststellbremse							
513 CDI (906.155, 906.253, 906.255)	95	06/06→05/16		03/09→		03.0137-4008.2 654008	Ø 172 x 42 - HEB / + Zub
 Seilzug, Feststellbremse							
509 CDI (906.153, 906.155, 906.253, 906.255)	65	06/06→12/09	←	↑	1	24.3727-0474.2 580474	L= 1.867
			←	↑; → S 544979; Scheibenbremse	1	24.3727-0474.2 580474	L= 1.867
510 CDI (906.153, 906.155, 906.253, 906.255)	70	03/09→	←	↑; S 544980→; Scheibenbremse	1	24.3727-0474.2 580474	L= 1.867
511 CDI (906.153, 906.155, 906.253, 906.255)	80	06/06→12/09	→	↓; für Reifenabmessung: 285/65 R 16 C; Scheibenbremse	2	24.3727-0471.2 580471	L= 1.430
511 CDI (906.153, 906.155, 906.253, 906.255)	84	05/16→	→	↓; S 544980→; Scheibenbremse	2	24.3727-0475.2 580475	L= 1.399
511 CDI 4x4 (906.155, 906.253, 906.255)	80	06/06→12/09					
513 CDI 4x4 (906.155, 906.253, 906.255)	95	05/11→05/16					
514 CDI (906.153, 906.155, 906.253, 906.255)	105	05/16→					
514 CDI 4x4 (906.153, 906.155, 906.253, 906.255)	105	05/16→					
515 CDI (906.153, 906.155, 906.253, 906.255)	110	06/06→12/09					
515 CDI 4x4 (906.153, 906.155, 906.253, 906.255)	110	06/06→12/09					
516 (906.153, 906.155, 906.253, 906.255)	115	09/08→					
516 CDI (906.153, 906.155, 906.253, 906.255)	120	03/09→					
516 CDI 4x4 (906.153, 906.155, 906.255)	120	05/11→					
516 NGT (906.153, 906.155, 906.253, 906.255)	115	09/08→					
518 CDI (906.153, 906.155, 906.253, 906.255)	135	06/06→12/09					
518 CDI 4x4 (906.153, 906.155, 906.253, 906.255)	135	06/06→12/09					
519 CDI / BlueTEC (906.153, 906.155, 906.253, 906.255)	140	03/09→					
519 CDI / BlueTEC 4x4 (906.153, 906.155, 906.253, ...)	140	03/09→					
524 (906.153, 906.155, 906.253, 906.255)	190	06/06→12/13					
513 CDI (906.155, 906.253, 906.255)	95	06/06→05/16	←	↑; S 544980→; Scheibenbremse	1	24.3727-0474.2 580474	L= 1.867
			←	↑; 03/09→	1	24.3727-0474.2 580474	L= 1.867
			←	↑; 03/09→; → S 544979; Scheibenbremse	1	24.3727-0474.2 580474	L= 1.867
			→	↓; 03/09→; für Reifenabmessung: 285/65 R 16 C; Scheibenbremse	2	24.3727-0471.2 580471	L= 1.430
			→	↓; S 544980→; Scheibenbremse	2	24.3727-0475.2 580475	L= 1.399
MERCEDES-BENZ - T1 Bus (601) 05/77→02/96							
 Radbremszylinder							
208 D 2.3	60	10/88→02/96	→			24.3215-0902.3 020153	Ø 15,87 GG
208 D 2.3 (601.371, 601.372, 601.376, 601.377)	58	10/88→02/96					
210 2.3	77	05/89→02/96					
210 D 2.8	70	11/88→02/96					
210 D 2.8	72	11/88→02/96					
 Bremstrommel							
208 D 2.3	60	10/88→02/96	→			24.0223-0009.1 480039	Ø 230,0 x 43 / 231
↓							










	kw					! #		
MERCEDES-BENZ - T1 Bus (601) 05/77→02/96								
 Bremstrommel								
208 D 2.3 (601.371, 601.372, 601.376, 601.377)	58	10/88→02/96	➔				24.0223-0009.1 480039	Ø 230,0 x 43 / 231
210 2.3	77	05/89→02/96						
210 D 2.8	70	11/88→02/96						
210 D 2.8	72	11/88→02/96						
 Seilzug, Feststellbremse								
208 D 2.3	60	10/88→02/96	➔	 ; Trommelbremse	2	24.3727-0420.2 580420		L= 1.798
208 D 2.3 (601.371, 601.372, 601.376, 601.377)	58	10/88→02/96	➔	 ; Trommelbremse		24.3727-0459.2 580459		L= 1.845
210 2.3	77	05/89→02/96	➔	 ; Trommelbremse		24.3727-0460.2 580460		L= 1.845
210 D 2.8	70	11/88→02/96						
210 D 2.8	72	11/88→02/96						
MERCEDES-BENZ - T1 Bus (602) 04/77→02/96								
 Radbremsszylinder								
308 D 2.3	58	05/90→02/96	➔				24.3215-0902.3 020153	Ø 15,87 GG
308 D 2.3	60	06/89→02/96						
310 D 2.9	70	06/89→02/96						
310 D 2.9	72	06/90→02/96						
 Bremstrommel								
308 D 2.3	58	05/90→02/96	➔				24.0226-0001.1 480050	Ø 260,0 x 64 / 261,5
308 D 2.3	60	06/89→02/96						
310 D 2.9	70	06/89→02/96						
310 D 2.9	72	06/90→02/96						
 Seilzug, Feststellbremse								
308 D 2.3	58	05/90→02/96	➔	 ; Trommelbremse	2	24.3727-0420.2 580420		L= 1.798
308 D 2.3	60	06/89→02/96	➔	 ; Trommelbremse		24.3727-0459.2 580459		L= 1.845
310 D 2.9	70	06/89→02/96	➔	 ; Trommelbremse		24.3727-0460.2 580460		L= 1.845
310 D 2.9	72	06/90→02/96						
MERCEDES-BENZ - T1 Kasten (601, 611) 05/77→02/96								
 Radbremsszylinder								
208 D 2.3	58	11/88→02/96	➔				24.3215-0902.3 020153	Ø 15,87 GG
208 D 2.3	60	10/88→02/96						
210 2.3	70	07/82→02/96						
210 2.3	77	05/89→02/96						
210 D 2.8	70	10/88→02/96						
210 D 2.8	72	10/88→02/96						
 Bremstrommel								
208 D 2.3	58	11/88→02/96	➔				24.0223-0009.1 480039	Ø 230,0 x 43 / 231
208 D 2.3	60	10/88→02/96						
210 2.3	70	07/82→02/96						
210 2.3	77	05/89→02/96						
210 D 2.8	70	10/88→02/96						
210 D 2.8	72	10/88→02/96						
 Seilzug, Feststellbremse								
208 D 2.3	58	11/88→02/96	➔	 ; Trommelbremse	2	24.3727-0420.2 580420		L= 1.798
208 D 2.3	60	10/88→02/96	➔	 ; Trommelbremse		24.3727-0459.2 580459		L= 1.845
210 2.3	70	07/82→02/96	➔	 ; Trommelbremse		24.3727-0460.2 580460		L= 1.845
210 2.3	77	05/89→02/96						
210 D 2.8	70	10/88→02/96						
210 D 2.8	72	10/88→02/96						
MERCEDES-BENZ - T1 Kasten (602) 10/82→02/96								
 Radbremsszylinder								
308 D 2.3	58	11/88→02/96	➔				24.3215-0902.3 020153	Ø 15,87 GG
308 D 2.3	60	06/89→02/96						
310 2.3	70	06/89→02/96						
310 D 2.9	70	06/89→02/96						
310 D 2.9	72	06/89→02/96						
 Bremstrommel								
308 D 2.3	58	11/88→02/96	➔				24.0226-0001.1 480050	Ø 260,0 x 64 / 261,5
308 D 2.3	60	06/89→02/96						
310 2.3	70	06/89→02/96						
310 D 2.9	70	06/89→02/96						
310 D 2.9	72	06/89→02/96						











	kw			 	! #		
MERCEDES-BENZ - T1 Kasten (602) 10/82→02/96							
 Seilzug, Feststellbremse							
308 D 2.3	58	11/88→02/96	➡	☑; Trommelbremse	2	24.3727-0420.2 580420	L= 1.798
308 D 2.3	60	06/89→02/96	➡	☐; Trommelbremse		24.3727-0459.2 580459	L= 1.845
310 D 2.9	70	06/89→02/96	➡	☑; Trommelbremse		24.3727-0460.2 580460	L= 1.845
310 D 2.9	72	06/89→02/96	➡	☑; Trommelbremse		24.3727-0460.2 580460	L= 1.845
MERCEDES-BENZ - T1 Pritsche/Fahrgestell (601) 01/77→02/96							
 Radbremszylinder							
208 D 2.3	58	11/88→02/96	➡			24.3215-0902.3 020153	Ø 15,87 GG
208 D 2.3	60	06/89→02/96	➡				
210 D 2.8	72	11/88→02/96	➡				
210 D 2.9	70	11/88→02/96	➡				
 Bremstrommel							
208 D 2.3	58	11/88→02/96	➡			24.0223-0009.1 480039	Ø 230,0 x 43 / 231
208 D 2.3	60	06/89→02/96	➡				
210 D 2.8	72	11/88→02/96	➡				
210 D 2.9	70	11/88→02/96	➡				
 Seilzug, Feststellbremse							
208 D 2.3	58	11/88→02/96	➡	☑; Trommelbremse	2	24.3727-0420.2 580420	L= 1.798
208 D 2.3	60	06/89→02/96	➡	☐; Trommelbremse		24.3727-0459.2 580459	L= 1.845
210 D 2.8	72	11/88→02/96	➡	☑; Trommelbremse		24.3727-0460.2 580460	L= 1.845
210 D 2.9	70	11/88→02/96	➡	☑; Trommelbremse		24.3727-0460.2 580460	L= 1.845
MERCEDES-BENZ - T1 Pritsche/Fahrgestell (602) 01/77→02/96							
 Radbremszylinder							
308 D 2.3	58	06/89→02/96	➡			24.3215-0902.3 020153	Ø 15,87 GG
308 D 2.3	60	06/89→02/96	➡				
310 D 2.9	70	06/89→02/96	➡				
310 D 2.9	72	06/89→02/96	➡				
 Bremstrommel							
308 D 2.3	58	06/89→02/96	➡			24.0226-0001.1 480050	Ø 260,0 x 64 / 261,5
308 D 2.3	60	06/89→02/96	➡				
310 D 2.9	70	06/89→02/96	➡				
310 D 2.9	72	06/89→02/96	➡				
 Seilzug, Feststellbremse							
308 D 2.3	58	06/89→02/96	➡	☑; Trommelbremse	2	24.3727-0420.2 580420	L= 1.798
308 D 2.3	60	06/89→02/96	➡	☐; Trommelbremse		24.3727-0459.2 580459	L= 1.845
310 D 2.9	70	06/89→02/96	➡	☑; Trommelbremse		24.3727-0460.2 580460	L= 1.845
310 D 2.9	72	06/89→02/96	➡	☑; Trommelbremse		24.3727-0460.2 580460	L= 1.845
MERCEDES-BENZ - Vaneo (414) 02/02→07/05							
 Bremsbackensatz, Feststellbremse							
1.6 (414.700)	60	02/02→07/05	➡			03.0137-4013.2 654013	Ø 164 x 20 + Zub
1.6 (414.700)	75	02/02→07/05	➡				
1.7 CDI (414.700)	55	02/02→07/05	➡				
1.7 CDI (414.700)	67	02/02→07/05	➡				
1.9 (414.700)	92	02/02→07/05	➡				
 Seilzug, Feststellbremse							
1.6 (414.700)	60	02/02→07/05	➡	☑; Scheibenbremse	1	24.3727-0450.2 580450	L= 1.463
1.6 (414.700)	75	02/02→07/05	➡	☐; Scheibenbremse		24.3727-0427.2 580427	L= 685
1.7 CDI (414.700)	55	02/02→07/05	➡	☑; Scheibenbremse		24.3727-0428.2 580428	L= 1.038
1.7 CDI (414.700)	67	02/02→07/05	➡	☑; Scheibenbremse		24.3727-0428.2 580428	L= 1.038
1.9 (414.700)	92	02/02→07/05	➡	☑; Scheibenbremse		24.3727-0428.2 580428	L= 1.038
MERCEDES-BENZ - Viano (W639) 09/03→							
 Bremsbackensatz, Feststellbremse							
3,0 (639.711, 639.811)	140	09/03→	➡	→ 02/14		03.0137-4009.2 654009	Ø 186 x 20 - HEB / + Zub
3,2 (639.713, 639.813, 639.815)	160	09/03→	➡				
3,5 (639.811, 639.813, 639.815)	190	09/07→	➡				
3,7 (639.815)	170	06/04→	➡				
CDI 2.0 (639.711, 639.713, 639.811, 639.813, 639.815)	80	09/03→	➡				
CDI 2.0 (639.811, 639.813, 639.815)	100	07/10→	➡				
↓							













	kW			 	! #		
MERCEDES-BENZ - VIANO (W639) 09/03→							
 Bremsbackensatz, Feststellbremse							
CDI 2.0 4-matic (639.811, 639.813, 639.815)	100	07/10→	➡	→ 02/14		03.0137-4009.2 654009	Ø 186 x 20 - HEB / + Zub
CDI 2.2 (639.711, 639.713, 639.811, 639.813, 639.815)	110	09/03→					
CDI 2.2 (639.811, 639.813, 639.815)	120	07/10→					
CDI 2.2 4-matic (639.811, 639.813, 639.815)	120	07/10→					
CDI 3.0 (639.811, 639.813, 639.815)	150	03/06→					
CDI 3.0 (639.811, 639.813, 639.815)	165	07/10→					
CDI 2.0 (639.711, 639.713, 639.811, 639.813, 639.815)	85	08/05→	➡			03.0137-4009.2 654009	Ø 186 x 20 - HEB / + Zub
CDI 2.0 4-matic (639.713)	80	07/05→	➡	07/10→ 02/14		03.0137-4009.2 654009	Ø 186 x 20 - HEB / + Zub
CDI 2.2 4-matic (639.711, 639.713, 639.811, 639.813,...	110	07/05→					
Zubehörsatz, Feststellbremsbacken							
3,0 (639.711, 639.811)	140	09/03→		→ 02/14		03.0137-9703.2 669703	
3,2 (639.713, 639.813, 639.815)	160	09/03→				03.0137-9704.2 669704	
3,5 (639.811, 639.813, 639.815)	190	09/07→					
3,7 (639.815)	170	06/04→					
CDI 2.0 (639.711, 639.713, 639.811, 639.813, 639.815)	80	09/03→					
CDI 2.0 (639.811, 639.813, 639.815)	100	07/10→					
CDI 2.0 4-matic (639.811, 639.813, 639.815)	100	07/10→					
CDI 2.2 (639.711, 639.713, 639.811, 639.813, 639.815)	110	09/03→					
CDI 2.2 (639.811, 639.813, 639.815)	120	07/10→					
CDI 2.2 4-matic (639.811, 639.813, 639.815)	120	07/10→					
CDI 3.0 (639.811, 639.813, 639.815)	150	03/06→					
CDI 3.0 (639.811, 639.813, 639.815)	165	07/10→					
CDI 2.0 (639.711, 639.713, 639.811, 639.813, 639.815)	85	08/05→				03.0137-9703.2 669703 03.0137-9704.2 669704	
CDI 2.0 4-matic (639.713)	80	07/05→		07/10→ 02/14		03.0137-9703.2 669703 03.0137-9704.2 669704	
CDI 2.2 4-matic (639.711, 639.713, 639.811, 639.813,...	110	07/05→					
 Seilzug, Feststellbremse							
3,0 (639.711, 639.811)	140	09/03→	➡	☐; → 02/14; Scheibenbremse		24.3727-0453.2 580453	L= 1.285
3,2 (639.713, 639.813, 639.815)	160	09/03→	➡	☐; → 02/14; Scheibenbremse		24.3727-0454.2 580454	L= 1.152
3,5 (639.811, 639.813, 639.815)	190	09/07→					
3,7 (639.815)	170	06/04→					
CDI 2.0 (639.711, 639.713, 639.811, 639.813, 639.815)	80	09/03→					
CDI 2.0 (639.811, 639.813, 639.815)	100	07/10→					
CDI 2.0 4-matic (639.811, 639.813, 639.815)	100	07/10→					
CDI 2.2 (639.711, 639.713, 639.811, 639.813, 639.815)	110	09/03→					
CDI 2.2 (639.811, 639.813, 639.815)	120	07/10→					
↓							










	kW			 	! #		
MERCEDES-BENZ - VIANO (W639) 09/03→							
 Seilzug, Feststellbremse							
CDI 2.2 4-matic (639.811, 639.813, 639.815)	120	07/10→	➡	☐; → 02/14; Scheibenbremse		24.3727-0453.2 580453	L= 1.285
			➡	☑; → 02/14; Scheibenbremse		24.3727-0454.2 580454	L= 1.152
CDI 3.0 (639.811, 639.813, 639.815)	150	03/06→					
	165	07/10→					
CDI 2.0 (639.711, 639.713, 639.811, 639.813, 639.815)	85	08/05→	➡	☐; Scheibenbremse		24.3727-0453.2 580453	L= 1.285
			➡	☑; Scheibenbremse		24.3727-0454.2 580454	L= 1.152
CDI 2.0 4-matic (639.713)	80	07/05→	➡	☐; 07/10→ 02/14; Scheibenbremse		24.3727-0453.2 580453	L= 1.285
	110	07/05→	➡	☑; 07/10→ 02/14; Scheibenbremse		24.3727-0454.2 580454	L= 1.152
CDI 2.2 4-matic (639.711, 639.713, 639.811, 639.813,...)							
MERCEDES-BENZ - VITO / MIXTO Kasten (W639) 08/03→							
 Bremsbackensatz, Feststellbremse							
109 CDI (639.601, 639.603, 639.605)	65	09/03→	➡	→ 02/14		03.0137-4009.2 654009	Ø 186 x 20 - HEB / + Zub
109 CDI (639.601, 639.603, 639.605)	70	08/06→					
110 CDI (639.601, 639.603, 639.605)	70	09/10→					
111 CDI (639.601, 639.603, 639.605)	80	09/03→					
111 CDI (639.601, 639.603)	85	09/07→					
111 CDI 4x4 (639.601, 639.603, 639.605)	80	09/07→					
113 CDI (639.601, 639.603, 639.605)	100	09/10→					
113 CDI 4x4 (639.601, 639.603, 639.605)	100	09/10→					
115 CDI (639.601, 639.603, 639.605)	110	09/03→					
116 CDI (639.601, 639.603, 639.605)	120	09/10→					
116 CDI 4x4 (639.601, 639.603, 639.605)	120	09/10→					
119 (639.601, 639.603, 639.605)	140	09/03→					
122 (639.601, 639.603, 639.605)	160	09/03→					
122 CDI (639.601, 639.603, 639.605)	165	09/10→					
126 (639.601, 639.603, 639.605)	190	09/07→					
E-CELL (639.601, 639.603, 639.605)	60	03/12→					
115 CDI 4x4 (639.601, 639.603, 639.605)	110	07/06→	➡	09/07→ 02/14		03.0137-4009.2 654009	Ø 186 x 20 - HEB / + Zub
120 CDI (639.601, 639.603, 639.605)	150	07/06→					
123 (639.601)	170	06/04→07/08	➡			03.0137-4009.2 654009	Ø 186 x 20 - HEB / + Zub
Zubehörsatz, Feststellbremsbacken							
109 CDI (639.601, 639.603, 639.605)	65	09/03→		→ 02/14		03.0137-9703.2 669703	
109 CDI (639.601, 639.603, 639.605)	70	08/06→				03.0137-9704.2 669704	
110 CDI (639.601, 639.603, 639.605)	70	09/10→					
111 CDI (639.601, 639.603, 639.605)	80	09/03→					
111 CDI (639.601, 639.603)	85	09/07→					
111 CDI 4x4 (639.601, 639.603, 639.605)	80	09/07→					
113 CDI (639.601, 639.603, 639.605)	100	09/10→					
113 CDI 4x4 (639.601, 639.603, 639.605)	100	09/10→					
115 CDI (639.601, 639.603, 639.605)	110	09/03→					
116 CDI (639.601, 639.603, 639.605)	120	09/10→					
116 CDI 4x4 (639.601, 639.603, 639.605)	120	09/10→					
119 (639.601, 639.603, 639.605)	140	09/03→					
↓							













	kW			 	! #		
MERCEDES-BENZ - VITO / MIXTO Kasten (W639) 08/03→							
Zubehörsatz, Feststellbremsbacken							
122 (639.601, 639.603, 639.605)	160	09/03→		→ 02/14		03.0137-9703.2 669703	
122 CDI (639.601, 639.603, 639.605)	165	09/10→				03.0137-9704.2 669704	
126 (639.601, 639.603, 639.605)	190	09/07→					
E-CELL (639.601, 639.603, 639.605)	60	03/12→					
115 CDI 4x4 (639.601, 639.603, 639.605)	110	07/06→		09/07→ 02/14		03.0137-9703.2 669703	
120 CDI (639.601, 639.603, 639.605)	150	07/06→				03.0137-9704.2 669704	
123 (639.601)	170	06/04→07/08				03.0137-9703.2 669703	
						03.0137-9704.2 669704	
 Seilzug, Feststellbremse							
109 CDI (639.601, 639.603, 639.605)	65	09/03→	➡	☐; → 02/14; Scheibenbremse		24.3727-0453.2 580453	L= 1.285
109 CDI (639.601, 639.603, 639.605)	70	08/06→	➡	☐; → 02/14; Scheibenbremse		24.3727-0454.2 580454	L= 1.152
110 CDI (639.601, 639.603, 639.605)	70	09/10→					
111 CDI (639.601, 639.603, 639.605)	80	09/03→					
111 CDI (639.601, 639.603)	85	09/07→					
111 CDI 4x4 (639.601, 639.603, 639.605)	80	09/07→					
113 CDI (639.601, 639.603, 639.605)	100	09/10→					
113 CDI 4x4 (639.601, 639.603, 639.605)	100	09/10→					
115 CDI (639.601, 639.603, 639.605)	110	09/03→					
116 CDI (639.601, 639.603, 639.605)	120	09/10→					
116 CDI 4x4 (639.601, 639.603, 639.605)	120	09/10→					
119 (639.601, 639.603, 639.605)	140	09/03→					
122 (639.601, 639.603, 639.605)	160	09/03→					
122 CDI (639.601, 639.603, 639.605)	165	09/10→					
126 (639.601, 639.603, 639.605)	190	09/07→					
115 CDI 4x4 (639.601, 639.603, 639.605)	110	07/06→	➡	☐; 09/07→ 02/14; Scheibenbremse		24.3727-0453.2 580453	L= 1.285
120 CDI (639.601, 639.603, 639.605)	150	07/06→	➡	☐; 09/07→ 02/14; Scheibenbremse		24.3727-0454.2 580454	L= 1.152
123 (639.601)	170	06/04→07/08	➡	☐; Scheibenbremse		24.3727-0453.2 580453	L= 1.285
			➡	☐; Scheibenbremse		24.3727-0454.2 580454	L= 1.152
MERCEDES-BENZ - VITO Bus (638) 02/96→07/03							
 Bremsbackensatz, Feststellbremse							
108 CDI 2.2 (638.194)	60	03/99→07/03				03.0137-4011.2 654011	Ø 178 x 20 + Zub
110 CDI 2.2 (638.194)	75	03/99→07/03					
112 CDI 2.2 (638.194)	90	03/99→07/03					
114 2.3 (638.134, 638.194)	105	12/96→07/03					
108 D 2.3 (638.164)	58	02/96→07/03		03/96→		03.0137-4011.2 654011	Ø 178 x 20 + Zub
110 TD 2.3 (638.174)	72	02/96→07/03					
113 2.0 (638.114, 638.194)	95	02/96→07/03					
Zubehörsatz, Feststellbremsbacken							
108 CDI 2.2 (638.194)	60	03/99→07/03				03.0137-9703.2 669703	
110 CDI 2.2 (638.194)	75	03/99→07/03				03.0137-9704.2 669704	
112 CDI 2.2 (638.194)	90	03/99→07/03					
114 2.3 (638.134, 638.194)	105	12/96→07/03	➡			03.0137-9248.2 669248	
108 D 2.3 (638.164)	58	02/96→07/03		03/96→		03.0137-9703.2 669703	
110 TD 2.3 (638.174)	72	02/96→07/03				03.0137-9704.2 669704	
113 2.0 (638.114, 638.194)	95	02/96→07/03	➡	03/96→		03.0137-9248.2 669248	
 Seilzug, Feststellbremse							
108 CDI 2.2 (638.194)	60	03/99→07/03	➡	☐; Scheibenbremse	2	24.3727-0435.2 580435	L= 1.167













	kw					! #		
MERCEDES-BENZ - VITO Bus (638) 02/96→07/03								
 Seilzug, Feststellbremse								
110 CDI 2.2 (638.194) 112 CDI 2.2 (638.194) 114 2.3 (638.134, 638.194)	75 90 105	03/99→07/03 03/99→07/03 12/96→07/03	➔	⏴; Scheibenbremse		2	24.3727-0435.2 580435	L= 1.167
108 D 2.3 (638.164) 110 TD 2.3 (638.174) 113 2.0 (638.114, 638.194)	58 72 95	02/96→07/03 02/96→07/03 02/96→07/03	➔	⏴; 03/96→; Scheibenbremse		2	24.3727-0435.2 580435	L= 1.167
MERCEDES-BENZ - VITO Bus (W639) 09/03→								
 Bremsbackensatz, Feststellbremse								
109 CDI (639.701, 639.703) 109 CDI (639.701) 109 CDI 4x4 (639.701) 110 CDI (639.701, 639.703, 639.705) 111 CDI (639.701, 639.703, 639.705) 111 CDI (639.701, 639.703, 639.705) 111 CDI 4x4 (639.701, 639.703, 639.705) 113 CDI (639.701, 639.703, 639.705) 113 CDI 4x4 (639.701, 639.703, 639.705) 115 CDI (639.701, 639.703, 639.705) 115 CDI 4x4 (639.701, 639.705) 116 CDI (639.701, 639.703, 639.705) 116 CDI 4x4 (639.701, 639.703, 639.705) 119 (639.701, 639.703, 639.705) 122 (639.701, 639.703, 639.705) 122 CDI (639.701, 639.703, 639.705) 123 (639.701) 126 (639.701, 639.703, 639.705) E-CELL (639.703)	70 65 70 70 80 85 80 100 100 110 110 120 120 140 160 165 170 190 60	09/06→ 09/03→ 09/07→ 09/10→ 09/03→ 09/07→ 09/07→ 09/10→ 09/10→ 09/03→ 09/07→ 09/10→ 09/10→ 09/03→ 09/07→ 09/10→ 09/10→ 09/03→ 09/07→ 09/10→ 09/10→ 06/04→ 09/07→ 03/12→	➔	→ 02/14			03.0137-4009.2 654009	Ø 186 x 20 - HEB / + Zub
120 CDI (639.701, 639.703, 639.705)	150	07/06→	➔	09/07→ 02/14			03.0137-4009.2 654009	Ø 186 x 20 - HEB / + Zub
Zubehörsatz, Feststellbremsbacken								
109 CDI (639.701, 639.703) 109 CDI (639.701) 109 CDI 4x4 (639.701) 110 CDI (639.701, 639.703, 639.705) 111 CDI (639.701, 639.703, 639.705) 111 CDI (639.701, 639.703, 639.705) 111 CDI 4x4 (639.701, 639.703, 639.705) 113 CDI (639.701, 639.703, 639.705) 113 CDI 4x4 (639.701, 639.703, 639.705) 115 CDI (639.701, 639.703, 639.705) 115 CDI 4x4 (639.701, 639.705) 116 CDI (639.701, 639.703, 639.705) 116 CDI 4x4 (639.701, 639.703, 639.705) 119 (639.701, 639.703, 639.705) 122 (639.701, 639.703, 639.705) 122 CDI (639.701, 639.703, 639.705) 123 (639.701) 126 (639.701, 639.703, 639.705) ↓	70 65 70 70 80 85 80 100 100 110 110 120 120 140 160 165 170 190	09/06→ 09/03→ 09/07→ 09/10→ 09/03→ 09/07→ 09/07→ 09/10→ 09/10→ 09/03→ 09/07→ 09/10→ 09/10→ 09/03→ 09/07→ 09/10→ 09/10→ 09/03→ 09/07→ 09/10→ 09/10→ 06/04→ 09/07→	➔	→ 02/14			03.0137-9703.2 669703 03.0137-9704.2 669704	













	kw					! #		
MERCEDES-BENZ - VITO Bus (W639) 09/03→								
Zubehörsatz, Feststellbremsbacken								
E-CELL (639.703)	60	03/12→			→ 02/14		03.0137-9703.2 669703 03.0137-9704.2 669704	
120 CDI (639.701, 639.703, 639.705)	150	07/06→			09/07→ 02/14		03.0137-9703.2 669703 03.0137-9704.2 669704	
 Seilzug, Feststellbremse								
109 CDI (639.701, 639.703)	70	09/06→	➡		☐; → 02/14; Scheibenbremse		24.3727-0453.2 580453	L= 1.285
109 CDI (639.701)	65	09/03→	➡		☐; → 02/14; Scheibenbremse		24.3727-0454.2 580454	L= 1.152
109 CDI 4x4 (639.701)	70	09/07→						
110 CDI (639.701, 639.703, 639.705)	70	09/10→						
111 CDI (639.701, 639.703, 639.705)	80	09/03→						
111 CDI (639.701, 639.703, 639.705)	85	09/07→						
111 CDI 4x4 (639.701, 639.703, 639.705)	80	09/07→						
113 CDI (639.701, 639.703, 639.705)	100	09/10→						
113 CDI 4x4 (639.701, 639.703, 639.705)	100	09/10→						
115 CDI (639.701, 639.703, 639.705)	110	09/03→						
115 CDI 4x4 (639.701, 639.705)	110	09/07→						
116 CDI (639.701, 639.703, 639.705)	120	09/10→						
116 CDI 4x4 (639.701, 639.703, 639.705)	120	09/10→						
119 (639.701, 639.703, 639.705)	140	09/03→						
122 (639.701, 639.703, 639.705)	160	09/03→						
122 CDI (639.701, 639.703, 639.705)	165	09/10→						
123 (639.701)	170	06/04→						
126 (639.701, 639.703, 639.705)	190	09/07→						
120 CDI (639.701, 639.703, 639.705)	150	07/06→	➡		☐; 09/07→ 02/14; Scheibenbremse		24.3727-0453.2 580453	L= 1.285
			➡		☐; 09/07→ 02/14; Scheibenbremse		24.3727-0454.2 580454	L= 1.152
MERCEDES-BENZ - VITO Kasten (638) 03/97→07/03								
 Bremsbackensatz, Feststellbremse								
108 CDI 2.2 (638.094)	60	03/99→07/03					03.0137-4011.2 654011	Ø 178 x 20 + Zub
108 D 2.3 (638.064, 638.068)	58	03/97→07/03						
110 CDI 2.2 (638.094)	75	03/99→07/03						
110 D 2.3 (638.074, 638.078)	72	03/97→07/03						
112 CDI 2.2 (638.094)	90	03/99→07/03						
113 2.0 (638.014, 638.094)	95	03/97→07/03						
114 2.3 (638.034, 638.094)	105	03/97→07/03						
Zubehörsatz, Feststellbremsbacken								
108 CDI 2.2 (638.094)	60	03/99→07/03					03.0137-9703.2 669703	
108 D 2.3 (638.064, 638.068)	58	03/97→07/03					03.0137-9704.2 669704	
110 CDI 2.2 (638.094)	75	03/99→07/03	➡				03.0137-9248.2 669248	
110 D 2.3 (638.074, 638.078)	72	03/97→07/03						
112 CDI 2.2 (638.094)	90	03/99→07/03						
113 2.0 (638.014, 638.094)	95	03/97→07/03						
114 2.3 (638.034, 638.094)	105	03/97→07/03						
 Seilzug, Feststellbremse								
108 CDI 2.2 (638.094)	60	03/99→07/03	➡		☐; Scheibenbremse	2	24.3727-0435.2 580435	L= 1.167
108 D 2.3 (638.064, 638.068)	58	03/97→07/03						
110 CDI 2.2 (638.094)	75	03/99→07/03						
110 D 2.3 (638.074, 638.078)	72	03/97→07/03						
112 CDI 2.2 (638.094)	90	03/99→07/03						
113 2.0 (638.014, 638.094)	95	03/97→07/03						















	kW			 	! #		
MERCEDES-BENZ - VITO Kasten (638) 03/97→07/03							
 Seilzug, Feststellbremse							
114 2.3 (638.034, 638.094)	105	03/97→07/03		 ; Scheibenbremse	2	24.3727-0435.2 580435	L= 1.167
MERCEDES-BENZ - VITO Kasten (W447) 10/14→							
 Bremsbackensatz, Feststellbremse							
109 CDI (447.601, 447.603, 447.605)	65	10/14→				03.0137-4009.2 654009	Ø 186 x 20 - HEB / + Zub
111 CDI (447.601, 447.603, 447.605)	84	10/14→					
114 CDI (447.601, 447.603, 447.605)	100	10/14→					
114 CDI 4x4 (447.601, 447.603, 447.605)	100	07/15→					
116 CDI (447.601, 447.603, 447.605)	120	10/14→					
116 CDI 4x4 (447.601, 447.603, 447.605)	120	07/15→					
119 CDI / BlueTEC (447.601, 447.603, 447.605)	140	10/14→					
119 CDI / BlueTEC 4x4 (447.601, 447.603, 447.605)	140	07/15→					
Zubehörsatz, Feststellbremsbacken							
109 CDI (447.601, 447.603, 447.605)	65	10/14→				03.0137-9703.2 669703	
111 CDI (447.601, 447.603, 447.605)	84	10/14→				03.0137-9704.2 669704	
114 CDI (447.601, 447.603, 447.605)	100	10/14→					
114 CDI 4x4 (447.601, 447.603, 447.605)	100	07/15→					
116 CDI (447.601, 447.603, 447.605)	120	10/14→					
116 CDI 4x4 (447.601, 447.603, 447.605)	120	07/15→					
119 CDI / BlueTEC (447.601, 447.603, 447.605)	140	10/14→					
119 CDI / BlueTEC 4x4 (447.601, 447.603, 447.605)	140	07/15→					
MERCEDES-BENZ - VITO Mixto (W447) 10/14→							
 Bremsbackensatz, Feststellbremse							
109 CDI (447.701, 447.703, 447.705)	65	10/14→				03.0137-4009.2 654009	Ø 186 x 20 - HEB / + Zub
111 CDI (447.701, 447.703, 447.705)	84	10/14→					
114 CDI (447.701, 447.703, 447.705)	100	10/14→					
114 CDI 4-matic (447.701, 447.703, 447.705)	100	07/15→					
116 CDI (447.701, 447.703, 447.705)	120	10/14→					
116 CDI 4-matic (447.701, 447.703, 447.705)	120	07/15→					
119 BlueTEC (447.701, 447.703, 447.705)	140	10/14→					
119 BlueTEC 4-matic (447.701, 447.703, 447.705)	140	12/14→					
Zubehörsatz, Feststellbremsbacken							
109 CDI (447.701, 447.703, 447.705)	65	10/14→				03.0137-9703.2 669703	
111 CDI (447.701, 447.703, 447.705)	84	10/14→				03.0137-9704.2 669704	
114 CDI (447.701, 447.703, 447.705)	100	10/14→					
114 CDI 4-matic (447.701, 447.703, 447.705)	100	07/15→					
116 CDI (447.701, 447.703, 447.705)	120	10/14→					
116 CDI 4-matic (447.701, 447.703, 447.705)	120	07/15→					
↓							













	kw			 	! #		
MERCEDES-BENZ - VITO Mixto (W447) 10/14→							
Zubehörsatz, Feststellbremsbacken							
119 BlueTEC (447.701, 447.703, 447.705)	140	10/14→				03.0137-9703.2 669703	
119 BlueTEC 4-matic (447.701, 447.703, 447.705)	140	12/14→				03.0137-9704.2 669704	
MERCEDES-BENZ - VITO Tourer (W447) 10/14→							
 Bremsbackensatz, Feststellbremse							
109 CDI / 109 BlueTEC (447.701, 447.703, 447.705)	65	10/14→				03.0137-4009.2 654009	Ø 186 x 20 - HEB / + Zub
111 CDI / 111 BlueTEC (447.701, 447.703, 447.705)	84	10/14→					
114 CDI / 114 BlueTEC (447.701, 447.703, 447.705)	100	10/14→					
114 CDI / 114 BlueTEC 4-matic (447.701, 447.703,....)	100	07/15→					
116 CDI / 116 BlueTEC (447.701, 447.703, 447.705)	120	10/14→					
116 CDI / 116 BlueTEC 4-matic (447.701, 447.703,....)	120	07/15→					
119 CDI / 119 BlueTEC (447.701, 447.703, 447.705)	140	10/14→					
119 CDI / 119 BlueTEC 4-matic (447.701, 447.703,....)	140	12/14→					
Zubehörsatz, Feststellbremsbacken							
109 CDI / 109 BlueTEC (447.701, 447.703, 447.705)	65	10/14→				03.0137-9703.2 669703 03.0137-9704.2 669704	
111 CDI / 111 BlueTEC (447.701, 447.703, 447.705)	84	10/14→					
114 CDI / 114 BlueTEC (447.701, 447.703, 447.705)	100	10/14→					
114 CDI / 114 BlueTEC 4-matic (447.701, 447.703,....)	100	07/15→					
116 CDI / 116 BlueTEC (447.701, 447.703, 447.705)	120	10/14→					
116 CDI / 116 BlueTEC 4-matic (447.701, 447.703,....)	120	07/15→					
119 CDI / 119 BlueTEC (447.701, 447.703, 447.705)	140	10/14→					
119 CDI / 119 BlueTEC 4-matic (447.701, 447.703,....)	140	12/14→					
MERCEDES-BENZ - V-KLASSE (638/2) 02/96→07/03							
 Bremsbackensatz, Feststellbremse							
V 200 (638.214, 638.294)	95	02/97→07/03				03.0137-4011.2 654011	Ø 178 x 20 + Zub
V 200 CDI (638.294)	75	03/99→07/03					
V 220 CDI (638.294)	90	03/99→07/03					
V 230 (638.234, 638.294)	105	10/96→07/03					
V 230 TD (638.274)	72	09/96→07/03					
V 280 (638.244, 638.294)	128	08/97→07/03		09/97→		03.0137-4011.2 654011	Ø 178 x 20 + Zub
Zubehörsatz, Feststellbremsbacken							
V 200 (638.214, 638.294)	95	02/97→07/03				03.0137-9703.2 669703 03.0137-9704.2 669704	
V 200 CDI (638.294)	75	03/99→07/03					
V 220 CDI (638.294)	90	03/99→07/03	→			03.0137-9248.2 669248	
V 230 (638.234, 638.294)	105	10/96→07/03					
V 230 TD (638.274)	72	09/96→07/03					
↓							








	kW					! #		
MERCEDES-BENZ - V-KLASSE (638/2) 02/96→07/03								
Zubehörsatz, Feststellbremsbacken								
V 280 (638.244, 638.294)	128	08/97→07/03		09/97→			03.0137-9703.2 669703 03.0137-9704.2 669704	
			➔	09/97→			03.0137-9248.2 669248	
 Seilzug, Feststellbremse								
V 200 (638.214, 638.294)	95	02/97→07/03	➔	☒; Scheibenbremse	2	24.3727-0435.2 580435	L= 1.167	
V 200 CDI (638.294)	75	03/99→07/03						
V 220 CDI (638.294)	90	03/99→07/03						
V 230 (638.234, 638.294)	105	10/96→07/03						
V 230 TD (638.274)	72	09/96→07/03						
V 280 (638.244, 638.294)	128	08/97→07/03	➔	☒; 09/97→; Scheibenbremse	2	24.3727-0435.2 580435	L= 1.167	
MERCEDES-BENZ - V-KLASSE (W447) 03/14→								
 Bremsbackensatz, Feststellbremse								
V 200 CDI / d (447.811, 447.813, 447.815)	100	03/14→				03.0137-4009.2 654009	Ø 186 x 20 - HEB / + Zub	
V 200 CDI / d 4-matic	100	04/15→						
V 220 CDI / d (447.811, 447.813, 447.815)	120	03/14→						
V 220 CDI / d 4-matic	120	04/15→						
V 250 BlueTEC / d (447.811, 447.813, 447.815)	140	03/14→						
V 250 BlueTEC / d 4-matic	140	12/14→						
Zubehörsatz, Feststellbremsbacken								
V 200 CDI / d (447.811, 447.813, 447.815)	100	03/14→				03.0137-9703.2 669703 03.0137-9704.2 669704		
V 200 CDI / d 4-matic	100	04/15→						
V 220 CDI / d (447.811, 447.813, 447.815)	120	03/14→						
V 220 CDI / d 4-matic	120	04/15→						
V 250 BlueTEC / d (447.811, 447.813, 447.815)	140	03/14→						
V 250 BlueTEC / d 4-matic	140	12/14→						
MERCEDES-BENZ - X-KLASSE (470) 09/17→								
 Bremsbackensatz, Feststellbremse								
X 220 d (470.210)	120	09/17→	➔			03.0137-3042.2 653042	Ø 190 x 33 - HEB	
X 220 d 4-matic (470.211)	120	09/17→						
X 250 d (470.230)	140	09/17→						
X 250 d 4-matic (470.231)	140	09/17→						
X 350 d 4-matic (470.252)	190	07/18→						
MERCEDES-BENZ - X-KLASSE Pritsche/Fahrgestell (470) 09/17→								
 Bremsbackensatz, Feststellbremse								
X 220 d (470.210)	120	09/17→	➔			03.0137-3042.2 653042	Ø 190 x 33 - HEB	
X 250 d 4-matic (470.231)	140	09/17→						
MG - MG ZT 06/01→10/05								
 Bremsbackensatz, Feststellbremse								
1.8 T 16V	118	01/03→07/05	➔			03.0137-0408.2 650408	Ø 160 x 20	
160	118	06/01→07/05						
180	130	02/04→10/05						
190	140	06/01→07/05						
2.0 CDTi	85	06/02→09/03						
2.0 CDTi	96	11/02→07/05						
Zubehörsatz, Feststellbremsbacken								
1.8 T 16V	118	01/03→07/05				03.0137-9701.2 669701 03.0137-9702.2 669702		
160	118	06/01→07/05						
180	130	02/04→10/05						
190	140	06/01→07/05						
2.0 CDTi	85	06/02→09/03						
2.0 CDTi	96	11/02→07/05						
















	kw			 	! #		
MG - MG ZT- T 10/01→10/05							
 Bremsbackensatz, Feststellbremse							
1.8 T 16V 160 180 190 2.0 CDTi	118 118 130 140 96	01/03→07/05 10/01→07/05 02/04→10/05 10/01→07/05 11/02→07/05	➡			03.0137-0408.2 650408	Ø 160 x 20
2.0 CDTi	85	06/02→07/05	➡	→ 09/03		03.0137-0408.2 650408	Ø 160 x 20
Zubehörsatz, Feststellbremsbacken							
1.8 T 16V 160 180 190 2.0 CDTi	118 118 130 140 96	01/03→07/05 10/01→07/05 02/04→10/05 10/01→07/05 11/02→07/05				03.0137-9701.2 669701 03.0137-9702.2 669702	
2.0 CDTi	85	06/02→07/05		→ 09/03		03.0137-9701.2 669701 03.0137-9702.2 669702	
MINI - MINI (F55) 09/13→							
 Seilzug, Feststellbremse							
Cooper Cooper D Cooper S Cooper S Cooper SD Cooper SD One One D	100 85 120 141 120 125 75 70	09/13→ 10/13→ 09/13→ 09/13→ 09/13→ 09/13→ 05/14→10/17 02/14→	➡	<input type="checkbox"/> ; 10/14→; Scheibenbremse		24.3727-0250.2 580250	L= 771
			➡	<input type="checkbox"/> ; 10/14→; Scheibenbremse		24.3727-0251.2 580251	L= 846
Cooper S JCW One One First	155 75 55	09/13→ 11/17→ 11/17→	➡	<input type="checkbox"/> ; Scheibenbremse		24.3727-0250.2 580250	L= 771
			➡	<input type="checkbox"/> ; Scheibenbremse		24.3727-0251.2 580251	L= 846
One First	55	06/14→10/17	➡	<input type="checkbox"/> ; 03/15→; Scheibenbremse		24.3727-0250.2 580250	L= 771
			➡	<input type="checkbox"/> ; 03/15→; Scheibenbremse		24.3727-0251.2 580251	L= 846
MINI - MINI (F56) 12/13→							
 Seilzug, Feststellbremse							
Cooper Cooper D Cooper S Cooper S Cooper SD Cooper SD John Cooper Works One One One D One First One First	100 85 120 141 120 125 170 75 75 70 55 55	12/13→ 12/13→ 11/14→ 12/13→ 06/14→ 06/14→ 03/15→ 04/14→10/17 11/17→ 03/14→ 07/14→10/17 11/17→	➡	<input type="checkbox"/> ; Scheibenbremse		24.3727-0250.2 580250	L= 771
			➡	<input type="checkbox"/> ; Scheibenbremse		24.3727-0251.2 580251	L= 846
Cooper S JCW	155	12/13→	➡	<input type="checkbox"/> ; 03/15→; Scheibenbremse		24.3727-0250.2 580250	L= 771
			➡	<input type="checkbox"/> ; 03/15→; Scheibenbremse		24.3727-0251.2 580251	L= 846
MINI - MINI (R50, R53) 06/01→09/06							
 Seilzug, Feststellbremse							
Cooper Cooper S One One One D One D S Works Works	85 125 55 66 55 65 149 155	06/01→09/06 07/04→09/06 04/03→09/06 06/01→09/06 06/03→09/06 06/03→09/06 11/03→06/05 11/03→09/06	➡	<input type="checkbox"/> ; Scheibenbremse		24.3727-0244.2 580244	L= 1.435
			➡	<input type="checkbox"/>		24.3727-0245.2 580245	L= 1.433
Cooper S	120	03/02→09/06	➡	<input type="checkbox"/> ; 07/02→; Scheibenbremse		24.3727-0244.2 580244	L= 1.435
			➡	<input type="checkbox"/> ; 07/02→		24.3727-0245.2 580245	L= 1.433
MINI - MINI (R56) 11/05→01/14							
 Seilzug, Feststellbremse							
Cooper Cooper One D	85 90 66	09/06→11/13 09/09→11/13 06/09→07/10	➡	<input type="checkbox"/> ; 03/10→; Scheibenbremse		24.3727-0241.2 580241	L= 1.393
			➡	<input type="checkbox"/> ; 03/10→; Scheibenbremse		24.3727-0242.2 580242	L= 1.402
Cooper Cooper S	88 128	10/06→02/12 10/06→02/10	➡	<input type="checkbox"/> ; 11/06→; Scheibenbremse		24.3727-0241.2 580241	L= 1.393
			➡	<input type="checkbox"/> ; 11/06→; Scheibenbremse		24.3727-0242.2 580242	L= 1.402
Cooper D One	80 70	11/06→09/10 11/06→03/10	➡	<input type="checkbox"/> ; 04/07→; Scheibenbremse		24.3727-0241.2 580241	L= 1.393
			➡	<input type="checkbox"/> ; 04/07→; Scheibenbremse		24.3727-0242.2 580242	L= 1.402
↓							


















	kw			 	! #		
MINI - MINI (R56) 11/05→01/14							
 Seilzug, Feststellbremse							
Cooper D	82	06/10→11/13	➡	<input type="checkbox"/> ; Scheibenbremse		24.3727-0241.2 580241	L= 1.393
Cooper D	82	02/11→11/13	➡	<input checked="" type="checkbox"/> ; Scheibenbremse		24.3727-0242.2 580242	L= 1.402
Cooper S	120	03/10→11/13					
Cooper S	135	03/10→11/13					
Cooper SD	100	02/11→11/13					
Cooper SD	105	02/11→11/13					
Cooper S John Cooper Works	147	01/12→11/13					
John Cooper Works GP	160	09/12→11/13					
One	55	03/09→03/10					
One	55	03/10→11/13					
One	72	03/10→11/13					
One D	66	07/10→11/13					
Cooper S John Cooper Works	141	11/06→02/10	➡	<input type="checkbox"/> ; 03/08→; Scheibenbremse		24.3727-0241.2 580241	L= 1.393
John Cooper Works	155	11/07→11/13	➡	<input checked="" type="checkbox"/> ; 03/08→; Scheibenbremse		24.3727-0242.2 580242	L= 1.402
MINI - MINI Cabriolet (F57) 11/14→							
 Seilzug, Feststellbremse							
Cooper	100	11/14→	➡	<input checked="" type="checkbox"/> ; 11/15→; Scheibenbremse		24.3727-0250.2 580250	L= 771
Cooper D	85	12/14→	➡	<input type="checkbox"/> ; 11/15→; Scheibenbremse		24.3727-0251.2 580251	L= 846
Cooper S	120	11/14→					
Cooper S	141	11/14→					
Cooper SD	120	05/15→	➡	<input checked="" type="checkbox"/> ; 03/16→; Scheibenbremse		24.3727-0250.2 580250	L= 771
Cooper SD	125	05/15→	➡	<input type="checkbox"/> ; 03/16→; Scheibenbremse		24.3727-0251.2 580251	L= 846
Cooper S JCW	155	11/14→					
John Cooper Works	170	05/15→					
One	75	06/15→10/17					
One	75	11/17→	➡	<input checked="" type="checkbox"/> ; Scheibenbremse		24.3727-0250.2 580250	L= 771
			➡	<input type="checkbox"/> ; Scheibenbremse		24.3727-0251.2 580251	L= 846
MINI - MINI Cabriolet (R52) 07/04→01/08							
 Seilzug, Feststellbremse							
Cooper	85	07/04→11/07	➡	<input type="checkbox"/> ; Scheibenbremse		24.3727-0244.2 580244	L= 1.435
Cooper S	120	07/04→11/07	➡	<input type="checkbox"/>		24.3727-0245.2 580245	L= 1.433
Cooper S	125	07/04→11/07					
John Cooper Works	155	07/04→11/07					
One	66	07/04→11/07					
MINI - MINI Cabriolet (R57) 10/07→06/15							
 Seilzug, Feststellbremse							
Cooper	85	10/07→06/10	➡	<input type="checkbox"/> ; 01/09→; Scheibenbremse		24.3727-0241.2 580241	L= 1.393
Cooper S	128	04/08→07/10	➡	<input checked="" type="checkbox"/> ; 01/09→; Scheibenbremse		24.3727-0242.2 580242	L= 1.402
Cooper	88	10/07→06/15	➡	<input type="checkbox"/> ; 01/09→ 06/14; Scheibenbremse		24.3727-0241.2 580241	L= 1.393
Cooper S	120	10/07→06/15	➡	<input checked="" type="checkbox"/> ; 01/09→ 06/14; Scheibenbremse		24.3727-0242.2 580242	L= 1.402
Cooper	90	09/09→06/15	➡	<input type="checkbox"/> ; 03/10→ 06/14; Scheibenbremse		24.3727-0241.2 580241	L= 1.393
Cooper S	135	02/10→06/15	➡	<input checked="" type="checkbox"/> ; 03/10→ 06/14; Scheibenbremse		24.3727-0242.2 580242	L= 1.402
Cooper S	147	02/10→06/15					
One	72	09/09→06/15					
Cooper D	82	05/09→11/13	➡	<input type="checkbox"/> ; 06/10→; Scheibenbremse		24.3727-0241.2 580241	L= 1.393
			➡	<input checked="" type="checkbox"/> ; 06/10→; Scheibenbremse		24.3727-0242.2 580242	L= 1.402
Cooper D	82	02/11→05/15	➡	<input type="checkbox"/> ; → 06/14; Scheibenbremse		24.3727-0241.2 580241	L= 1.393
			➡	<input checked="" type="checkbox"/> ; → 06/14; Scheibenbremse		24.3727-0242.2 580242	L= 1.402
Cooper S	141	04/08→07/10	➡	<input type="checkbox"/> ; Scheibenbremse		24.3727-0241.2 580241	L= 1.393
			➡	<input checked="" type="checkbox"/> ; Scheibenbremse		24.3727-0242.2 580242	L= 1.402
Cooper SD	100	01/11→05/15	➡	<input type="checkbox"/> ; 02/11→ 06/14; Scheibenbremse		24.3727-0241.2 580241	L= 1.393
Cooper SD	105	06/09→05/15	➡	<input checked="" type="checkbox"/> ; 02/11→ 06/14; Scheibenbremse		24.3727-0242.2 580242	L= 1.402
John Cooper Works	155	08/08→05/15	➡	<input type="checkbox"/> ; 03/09→ 06/14; Scheibenbremse		24.3727-0241.2 580241	L= 1.393
			➡	<input checked="" type="checkbox"/> ; 03/09→ 06/14; Scheibenbremse		24.3727-0242.2 580242	L= 1.402
MINI - MINI CLUBMAN (R55) 10/06→12/15							
 Seilzug, Feststellbremse							
Cooper	85	03/10→06/14	➡	<input type="checkbox"/> ; Scheibenbremse		24.3727-0240.2 580240	L= 1.474
Cooper	88	10/07→12/13	➡	<input checked="" type="checkbox"/> ; Scheibenbremse		24.3727-0243.2 580243	L= 1.483
Cooper	90	03/10→06/14					
Cooper D	80	10/07→02/10					
Cooper D	82	03/10→06/14					
Cooper D	82	02/11→06/14					
Cooper S	120	10/07→06/14					















	kw			 	! #							
MINI - MINI CLUBMAN (R55) 10/06→12/15												
 Seilzug, Feststellbremse												
Cooper S	128	08/07→07/10	➡	<input type="checkbox"/> ; Scheibenbremse		24.3727-0240.2 580240	L= 1.474					
Cooper S	135	03/10→06/14	➡	<input checked="" type="checkbox"/> ; Scheibenbremse		24.3727-0243.2 580243	L= 1.483					
Cooper S	147	03/10→06/14										
Cooper SD	100	02/11→06/14	➡									
Cooper SD	105	02/11→06/14										
Cooper S John Cooper Works	141	10/08→02/10										
One	72	03/10→06/14										
One D	66	03/10→06/14	➡	<input type="checkbox"/> ; 03/08→; Scheibenbremse		24.3727-0240.2 580240	L= 1.474					
John Cooper Works	155	11/07→06/14										
			➡	<input checked="" type="checkbox"/> ; 03/08→; Scheibenbremse		24.3727-0243.2 580243	L= 1.483					
MINI - MINI CLUBVAN (R55) 12/12→06/14												
 Seilzug, Feststellbremse												
Cooper	90	12/12→06/14	➡	<input type="checkbox"/> ; Scheibenbremse		24.3727-0240.2 580240	L= 1.474					
Cooper D	82	12/12→06/14	➡	<input checked="" type="checkbox"/> ; Scheibenbremse		24.3727-0243.2 580243	L= 1.483					
One	72	12/12→06/14										
MINI - MINI Coupe (R58) 12/10→05/15												
 Seilzug, Feststellbremse												
Cooper	85	12/10→04/15	➡	<input type="checkbox"/> ; 10/11→; Scheibenbremse		24.3727-0241.2 580241	L= 1.393					
Cooper	90	12/10→04/15	➡	<input checked="" type="checkbox"/> ; 10/11→; Scheibenbremse		24.3727-0242.2 580242	L= 1.402					
Cooper S	120	12/10→04/15										
Cooper S	135	12/10→04/15	➡									
Cooper SD	100	12/10→05/15										
Cooper SD	105	12/10→05/15										
Cooper S JCW	147	12/10→04/15										
John Cooper Works	155	12/10→05/15										
MINI - MINI Roadster (R59) 01/11→04/15												
 Seilzug, Feststellbremse												
Cooper	85	11/11→04/15	➡	<input type="checkbox"/> ; 02/12→; Scheibenbremse		24.3727-0241.2 580241	L= 1.393					
Cooper	90	11/11→04/15	➡	<input checked="" type="checkbox"/> ; 02/12→; Scheibenbremse		24.3727-0242.2 580242	L= 1.402					
Cooper S	120	11/11→04/15										
Cooper S	135	11/11→04/15	➡									
Cooper SD	100	11/11→04/15										
Cooper SD	105	11/11→04/15										
Cooper S JCW	147	11/11→04/15										
John Cooper Works	155	11/11→04/15										
MITSUBISHI - ASX (GA_W_) 01/10→												
 Bremsbackensatz, Feststellbremse												
1.6 MIVEC	85	05/10→			06/10→	03.0137-3023.2 653023	Ø 170 x 32 - HEB					
1.6 MIVEC	86	06/10→	➡			03.0137-3023.2 653023	Ø 170 x 32 - HEB					
1.8 DI-D	85	06/10→										
1.8 DI-D	110	06/10→										
1.8 DI-D 4WD	85	06/10→										
1.8 DI-D 4WD	110	06/10→										
2.0 i	110	06/10→										
2.0 i 4WD	110	06/10→										
2.2 Di-D 4WD	110	04/13→										
Zubehörsatz, Feststellbremsbacken												
1.6 MIVEC	85	05/10→						➡		06/10→	03.0137-9307.2 669307	
1.6 MIVEC	86	06/10→	➡			03.0137-9307.2 669307						
1.8 DI-D	110	06/10→										
1.8 DI-D 4WD	110	06/10→										
2.2 Di-D 4WD	110	04/13→										
1.8 DI-D	85	06/10→										
1.8 DI-D 4WD	85	06/10→										
2.0 i	110	06/10→										
2.0 i 4WD	110	06/10→										
MITSUBISHI - ATTRAGE Stufenheck (A1_A) 07/13→												
 Radbremszylinder												
1.2 (A13A)	59	10/13→	➡			24.3219-1753.3 020506	Ø 19,05 GG					
 Bremsbackensatz												
1.2 (A13A)	59	10/13→	➡			03.0137-0530.2 650530	Ø 203 x 32 - HEB					

















	kw					! #		
MITSUBISHI - CARISMA (DA_) 07/95→06/06								
 Radbremszylinder								
1.6 (DA1A)	66	07/95→06/06	➡	10/98→; - ABS		24.3219-1745.3	020496	Ø 19,05 GG
1.6 (DA1A)	73	05/97→06/06						
1.8 16V GDI (DA2A)	92	09/97→06/06	➡	→ 09/98; - ABS		24.3219-1753.3	020506	Ø 19,05 GG
1.9 TD (DA4A)	66	10/96→09/00						
1.6 (DA1A)	70	12/98→06/06	➡	- ABS		24.3219-1745.3	020496	Ø 19,05 GG
1.6 (DA1A)	76	09/00→06/06						
1.8 GDI (DA2A)	90	10/00→06/06						
1.8 (DA2A)	85	07/95→07/97	➡	- ABS		24.3219-1753.3	020506	Ø 19,05 GG
1.8 MSX - 16V (DA2A)	103	07/95→07/97						
Zubehörsatz, Bremsbacken								
1.6 (DA1A)	66	07/95→06/06		→ 09/98; - ABS		03.0137-9192.2	669192	AKE
1.6 (DA1A)	73	05/97→06/06						
1.8 16V GDI (DA2A)	92	09/97→06/06	➡	10/98→; - ABS		03.0137-9257.2	669257	
1.9 TD (DA4A)	66	10/96→09/00						
1.6 (DA1A)	70	12/98→06/06		- ABS		03.0137-9192.2	669192	AKE
1.8 (DA2A)	85	07/95→07/97						
1.8 GDI (DA2A)	90	10/00→06/06						
1.8 MSX - 16V (DA2A)	103	07/95→07/97						
1.6 (DA1A)	76	09/00→06/06	➡	- ABS		03.0137-9257.2	669257	
 Bremstrommel								
1.6 (DA1A)	66	07/95→06/06	➡	- ABS		24.0220-3017.1	480108	Ø 203,0 x 42 / 205
1.6 (DA1A)	70	12/98→06/06						
1.6 (DA1A)	73	05/97→06/06						
1.6 (DA1A)	76	09/00→06/06	➡	- ABS		24.0220-3028.1	480169	Ø 203,0 x 41,8 / 205
1.8 (DA2A)	85	07/95→07/97						
1.8 16V GDI (DA2A)	92	09/97→06/06						
1.8 GDI (DA2A)	90	10/00→06/06						
1.8 MSX - 16V (DA2A)	103	07/95→07/97						
1.9 TD (DA4A)	66	10/96→09/00	➡	→ 02/99; - ABS		24.0220-3017.1	480108	Ø 203,0 x 42 / 205
			➡	03/99→; - ABS		24.0220-3028.1	480169	Ø 203,0 x 41,8 / 205
 Bremsbackensatz								
1.6 (DA1A)	66	07/95→06/06	➡	→ 09/98; - ABS		03.0137-0289.2	650289	AKE Ø 203 x 37
1.6 (DA1A)	73	05/97→06/06						
1.8 16V GDI (DA2A)	92	09/97→06/06	➡	10/98→; - ABS		03.0137-0428.2	650428	Ø 203 x 39 + HEB
1.9 TD (DA4A)	66	10/96→09/00						
1.6 (DA1A)	70	12/98→06/06	➡	- ABS		03.0137-0289.2	650289	AKE Ø 203 x 37
1.8 (DA2A)	85	07/95→07/97						
1.8 GDI (DA2A)	90	10/00→06/06						
1.8 MSX - 16V (DA2A)	103	07/95→07/97						
1.6 (DA1A)	76	09/00→06/06	➡	- ABS		03.0137-0428.2	650428	Ø 203 x 39 + HEB
 Seilzug, Feststellbremse								
1.6 (DA1A)	76	09/00→06/06	➡	<input type="checkbox"/> ; Scheibenbremse		24.3727-2108.2	582108	L= 1.588
1.8 GDI (DA2A)	90	10/00→06/06						
1.9 DI-D	85	09/00→06/06	➡	<input type="checkbox"/> ; Scheibenbremse		24.3727-2109.2	582109	L= 1.588
1.9 DI-D (DA5A)	75	09/00→06/06						
1.8 16V GDI (DA2A)	92	09/97→06/06	➡	<input type="checkbox"/> ; 07/00→; Scheibenbremse		24.3727-2108.2	582108	L= 1.588
			➡	<input type="checkbox"/> ; 07/00→; Scheibenbremse		24.3727-2109.2	582109	L= 1.588
MITSUBISHI - CARISMA Stufenheck (DA_) 09/96→06/06								
 Radbremszylinder								
1.6 (DA1A)	66	09/96→06/06	➡	10/98→; - ABS		24.3219-1745.3	020496	Ø 19,05 GG
1.6 (DA1A)	73	05/97→06/06						
1.8 16V GDI (DA2A)	92	09/97→06/06	➡	→ 09/98; - ABS		24.3219-1753.3	020506	Ø 19,05 GG
1.9 TD (DA4A)	66	10/96→09/00						
1.6 (DA1A)	70	12/98→06/06	➡	- ABS		24.3219-1745.3	020496	Ø 19,05 GG
1.6 (DA1A)	76	09/00→06/06						
1.8 GDI (DA2A)	90	10/00→06/06						
1.8 (DA2A)	85	09/96→09/97	➡	- ABS		24.3219-1753.3	020506	Ø 19,05 GG
Zubehörsatz, Bremsbacken								
1.6 (DA1A)	66	09/96→06/06		→ 09/98; - ABS		03.0137-9192.2	669192	AKE
1.6 (DA1A)	73	05/97→06/06						
1.8 16V GDI (DA2A)	92	09/97→06/06	➡	10/98→; - ABS		03.0137-9257.2	669257	
1.9 TD (DA4A)	66	10/96→09/00						
1.6 (DA1A)	70	12/98→06/06		- ABS		03.0137-9192.2	669192	AKE
1.8 (DA2A)	85	09/96→09/97						
1.8 GDI (DA2A)	90	10/00→06/06						
1.6 (DA1A)	76	09/00→06/06	➡	- ABS		03.0137-9257.2	669257	
↓								

















	kw					! #		
MITSUBISHI - CARISMA Stufenheck (DA_) 09/96→06/06								
Bremstrommel								
1.6 (DA1A)	66	09/96→06/06	➔	- ABS		24.0220-3017.1	480108	Ø 203,0 x 42 / 205
1.6 (DA1A)	70	12/98→06/06						
1.6 (DA1A)	73	05/97→06/06						
1.6 (DA1A)	76	09/00→06/06	➔	- ABS		24.0220-3028.1	480169	Ø 203,0 x 41,8 / 205
1.8 (DA2A)	85	09/96→09/97						
1.8 16V GDI (DA2A)	92	09/97→06/06						
1.8 GDI (DA2A)	90	10/00→06/06						
1.9 TD (DA4A)	66	10/96→09/00	➔	→ 02/99; - ABS		24.0220-3017.1	480108	Ø 203,0 x 42 / 205
			➔	03/99→; - ABS		24.0220-3028.1	480169	Ø 203,0 x 41,8 / 205
Bremsbackensatz								
1.6 (DA1A)	66	09/96→06/06	➔	→ 09/98; - ABS		03.0137-0289.2	650289	AKE Ø 203 x 37
1.6 (DA1A)	73	05/97→06/06						
1.8 16V GDI (DA2A)	92	09/97→06/06	➔	10/98→; - ABS		03.0137-0428.2	650428	Ø 203 x 39 + HEB
1.9 TD (DA4A)	66	10/96→09/00						
1.6 (DA1A)	70	12/98→06/06	➔	- ABS		03.0137-0289.2	650289	AKE Ø 203 x 37
1.8 (DA2A)	85	09/96→09/97						
1.8 GDI (DA2A)	90	10/00→06/06						
1.6 (DA1A)	76	09/00→06/06	➔	- ABS		03.0137-0428.2	650428	Ø 203 x 39 + HEB
Seilzug, Feststellbremse								
1.6 (DA1A)	76	09/00→06/06	➔	<input type="checkbox"/> ; Scheibenbremse		24.3727-2108.2	582108	L= 1.588
1.8 GDI (DA2A)	90	10/00→06/06						
1.9 DI-D	85	09/00→06/06	➔	<input type="checkbox"/> ; Scheibenbremse		24.3727-2109.2	582109	L= 1.588
1.9 DI-D (DA5A)	75	09/00→06/06						
1.8 16V GDI (DA2A)	92	09/97→06/06	➔	<input type="checkbox"/> ; 07/00→; Scheibenbremse		24.3727-2108.2	582108	L= 1.588
			➔	<input type="checkbox"/> ; 07/00→; Scheibenbremse		24.3727-2109.2	582109	L= 1.588
MITSUBISHI - COLT IV (CA_A) 03/92→04/96								
Radbremszylinder								
1.3 Gli 12V (CA1A)	55	04/92→04/96	➔			24.3219-1752.3	020505	Ø 19,05 GG
Zubehörsatz, Bremsbacken								
1.3 Gli 12V (CA1A)	55	04/92→04/96	➔			03.0137-9107.2	669107	
1.6 (CA4A)	66	02/94→04/96	➔			03.0137-9192.2	669192	AKE
1.6 GLXi 16V (CA4A)	83	04/92→04/96						
Bremstrommel								
1.6 (CA4A)	66	02/94→04/96	➔			24.0220-3017.1	480108	Ø 203,0 x 42 / 205
1.6 GLXi 16V (CA4A)	83	04/92→04/96						
Bremsbackensatz								
1.3 Gli 12V (CA1A)	55	04/92→04/96	➔			03.0137-0255.2	650255	Ø 180 x 37
1.6 (CA4A)	66	02/94→04/96	➔			03.0137-0289.2	650289	AKE Ø 203 x 37
1.6 GLXi 16V (CA4A)	83	04/92→04/96						
MITSUBISHI - COLT V (CJ_, CP_) 09/95→08/04								
Radbremszylinder								
1300 (CJ1A)	60	06/00→09/03	➔	09/00→ 06/03; - ABS		24.3219-1752.3	020505	Ø 19,05 GG
1300 GL, GLX (CJ1A)	55	05/96→06/00	➔	- ABS		24.3219-1752.3	020505	Ø 19,05 GG
1600	76	09/00→09/03	➔	→ 06/03; - ABS		24.3219-1752.3	020505	Ø 19,05 GG
1600 GLX (CJ4A)	66	05/96→09/00	➔	→ 08/00; - ABS		24.3219-1752.3	020505	Ø 19,05 GG
Zubehörsatz, Bremsbacken								
1300 (CJ1A)	60	06/00→09/03	➔	09/00→ 06/03; - ABS		03.0137-9155.2	669155	
			➔	09/00→ 06/03; + ABS		03.0137-9192.2	669192	AKE
1300 GL, GLX (CJ1A)	55	05/96→06/00	➔	- ABS		03.0137-9155.2	669155	
			➔	+ ABS		03.0137-9192.2	669192	AKE
1600	76	09/00→09/03	➔	→ 06/03; - ABS		03.0137-9155.2	669155	
			➔	→ 06/03; + ABS		03.0137-9192.2	669192	AKE
1600 GLX (CJ4A)	66	05/96→09/00	➔	→ 08/00; - ABS		03.0137-9155.2	669155	
			➔	→ 08/00; + ABS		03.0137-9192.2	669192	AKE
Bremstrommel								
1300 (CJ1A)	60	06/00→09/03	➔	09/00→ 06/03; + ABS		24.0220-3017.1	480108	Ø 203,0 x 42 / 205
↓								












	kw					! #		
MITSUBISHI - COLT V (CJ_, CP_) 09/95→08/04								
 Bremstrommel								
1300 GL, GLX (CJ1A)	55	05/96→06/00	➡	+ ABS		24.0220-3017.1	480108	Ø 203,0 x 42 / 205
1600	76	09/00→09/03	➡	→ 06/03; + ABS		24.0220-3017.1	480108	Ø 203,0 x 42 / 205
1600 GLX (CJ4A)	66	05/96→09/00	➡	→ 08/00; + ABS		24.0220-3017.1	480108	Ø 203,0 x 42 / 205
 Bremsbackensatz								
1300 (CJ1A)	60	06/00→09/03	➡	09/00→ 06/03; - ABS		03.0137-0255.2	650255	Ø 180 x 37
			➡	09/00→ 06/03; + ABS		03.0137-0289.2	650289	AKE Ø 203 x 37
1300 GL, GLX (CJ1A)	55	05/96→06/00	➡	- ABS		03.0137-0255.2	650255	Ø 180 x 37
			➡	+ ABS		03.0137-0289.2	650289	AKE Ø 203 x 37
1600	76	09/00→09/03	➡	→ 06/03; - ABS		03.0137-0255.2	650255	Ø 180 x 37
			➡	→ 06/03; + ABS		03.0137-0289.2	650289	AKE Ø 203 x 37
1600 GLX (CJ4A)	66	05/96→09/00	➡	→ 08/00; - ABS		03.0137-0255.2	650255	Ø 180 x 37
			➡	→ 08/00; + ABS		03.0137-0289.2	650289	AKE Ø 203 x 37
MITSUBISHI - COLT VI (Z3_A, Z2_A) 10/02→12/12								
 Radbremszylinder								
1.1	55	10/04→06/12	➡			24.3219-1757.3	020517	TRW Ø 19,05 ALU
1.3	70	06/04→06/12						
1.5 DI-D	50	08/04→06/12						
1.5 DI-D	70	08/04→06/12						
 Bremsbackensatz								
1.1	55	10/04→06/12	➡			03.0137-0477.2	650477	Ø 203 x 38 + HEB
1.3	70	06/04→06/12				03.0520-7319.3	697319	Ø 203 x 38 Ø 19,05 + RZ / + Zub TopKit
1.5 DI-D	50	08/04→06/12						
1.5 DI-D	70	08/04→06/12						
 Seilzug, Feststellbremse								
1.1	55	10/04→06/12	➡	☐; Scheibenbremse		24.3727-2110.2	582110	L= 1.540
1.3	70	06/04→06/12	➡	☐; Scheibenbremse		24.3727-2111.2	582111	L= 1.570
1.5 DI-D	50	08/04→06/12	➡	☐; Trommelbremse		24.3727-2112.2	582112	L= 1.525
1.5 DI-D	70	08/04→06/12	➡	☐; Trommelbremse		24.3727-2113.2	582113	L= 1.560
1.5	80	06/04→06/12	➡	☐; Scheibenbremse		24.3727-2110.2	582110	L= 1.540
1.5 CZT	110	03/05→06/12	➡	☐; Scheibenbremse		24.3727-2111.2	582111	L= 1.570
MITSUBISHI - COLT CZC Cabriolet (RG) 05/06→07/09								
 Seilzug, Feststellbremse								
1.5 (Z23)	80	05/06→07/09	➡	☐; Scheibenbremse		24.3727-2110.2	582110	L= 1.540
1.5 Turbo (Z23)	110	05/06→07/09	➡	☐; Scheibenbremse		24.3727-2111.2	582111	L= 1.570
MITSUBISHI - GALANT V (E5_A, E7_A, E8_A) 11/92→10/96								
Zubehörsatz, Bremsbacken								
1.8 (E52A)	85	02/94→08/96	➡	- ABS		03.0137-9192.2	669192	AKE
1.8 GLSI (E52A)	93	11/92→08/96						
2.0 GLSTD (E57A)	66	11/92→08/96	➡			03.0137-9192.2	669192	AKE
 Bremsbackensatz								
1.8 (E52A)	85	02/94→08/96	➡	- ABS		03.0137-0289.2	650289	AKE Ø 203 x 37
1.8 GLSI (E52A)	93	11/92→08/96						
2.0 GLSTD (E57A)	66	11/92→08/96	➡			03.0137-0289.2	650289	AKE Ø 203 x 37
 Bremsbackensatz, Feststellbremse								
1.8 (E52A)	85	02/94→08/96	➡	+ ABS		03.0137-0452.2	650452	Ø 167 x 32
1.8 GLSI (E52A)	93	11/92→08/96						
2.0 GLSI (E55A)	101	11/92→08/96	➡			03.0137-0452.2	650452	Ø 167 x 32
2.0 GLSTD (E57A)	66	11/92→08/96						
2.0 V6-24 (E64A, E54A)	110	11/92→08/96						
MITSUBISHI - GALANT V Stufenheck (E5_A, E7_A, E8_A) 11/92→12/98								
Zubehörsatz, Bremsbacken								
1.8 (E52A)	85	02/94→08/96	➡	- ABS		03.0137-9192.2	669192	AKE
1.8 GLSI (E52A)	93	11/92→08/96						
2.0 GLSTD (E57A)	66	11/92→08/96	➡			03.0137-9192.2	669192	AKE
↓								












	kw					! #		
MITSUBISHI - GALANT V Stufenheck (E5_A, E7_A, E8_A) 11/92→12/98								
 Bremsbackensatz								
1.8 (E52A)	85	02/94→08/96	➡	- ABS			03.0137-0289.2 650289	AKE Ø 203 x 37
1.8 GLSI (E52A)	93	11/92→08/96						
2.0 GLSTD (E57A)	66	11/92→08/96	➡				03.0137-0289.2 650289	AKE Ø 203 x 37
 Bremsbackensatz, Feststellbremse								
1.8 (E52A)	85	02/94→08/96	➡	+ ABS			03.0137-0452.2 650452	Ø 167 x 32
1.8 GLSI (E52A)	93	11/92→08/96						
2.0 GLSI (E55A)	101	11/92→08/96	➡				03.0137-0452.2 650452	Ø 167 x 32
2.0 GLSTD (E57A)	66	11/92→08/96						
2.0 V6-24 (E64A, E54A)	110	11/92→08/96						
MITSUBISHI - GALANT VI (EA_) 09/96→10/04								
Zubehörsatz, Bremsbacken								
2.0 TDI (EA6A)	66	09/96→10/04		10/96→ 07/01			03.0137-9192.2 669192	AKE
 Bremsbackensatz								
2.0 TDI (EA6A)	66	09/96→10/04	➡	10/96→ 07/01			03.0137-0289.2 650289	AKE Ø 203 x 37
 Bremsbackensatz, Feststellbremse								
2.0 (EA2A)	98	09/00→10/04		→ 10/03			03.0137-0452.2 650452	Ø 167 x 32
2.4 GDI (EA3A)	106	09/00→10/04						
2.5 V6 24V (EA5A)	118	09/00→10/04						
2.0 (EA2A)	100	09/96→09/00		10/96→			03.0137-0452.2 650452	Ø 167 x 32
2.5 V6 24V (EA5A)	120	09/96→09/00						
2.4 GDI (EA3A)	110	02/99→09/00		03/99→			03.0137-0452.2 650452	Ø 167 x 32
MITSUBISHI - GALANT VI Kombi (EA_) 09/96→10/03								
Zubehörsatz, Bremsbacken								
2.0 TDI (EA6W)	66	09/96→10/03		10/96→ 07/01			03.0137-9192.2 669192	AKE
 Bremsbackensatz								
2.0 TDI (EA6W)	66	09/96→10/03	➡	10/96→ 07/01			03.0137-0289.2 650289	AKE Ø 203 x 37
 Bremsbackensatz, Feststellbremse								
2.0 (EA2W)	98	09/00→10/03					03.0137-0452.2 650452	Ø 167 x 32
2.4 GDI (EA3W)	106	09/00→10/03						
2.5 V6 24V (EA5W)	118	09/00→10/03						
2.0 (EA2W)	100	09/96→09/00		10/96→			03.0137-0452.2 650452	Ø 167 x 32
2.5 V6 24V (EA5W)	120	09/96→09/00						
2.4 GDI (EA3W)	110	02/99→10/03		03/99→			03.0137-0452.2 650452	Ø 167 x 32
MITSUBISHI - GALANT Stufenheck (DJ_, ED_, EF_) 10/03→								
 Bremsbackensatz, Feststellbremse								
2.4	116	10/03→					03.0137-3023.2 653023	Ø 170 x 32 - HEB
Zubehörsatz, Feststellbremsbacken								
2.4	116	10/03→					03.0137-9307.2 669307	
MITSUBISHI - GRANDIS (NA_W) 03/03→12/11								
 Bremsbackensatz, Feststellbremse								
2.0 DI-D (NA8W)	100	09/05→03/10	➡				03.0137-3015.2 653015	Ø 190 x 32 - HEB
2.0 DI-D (NA8W)	103	02/07→03/10						
2.4 MIVEC (NA4W)	121	04/04→12/11	➡	→ 08/10			03.0137-3015.2 653015	Ø 190 x 32 - HEB
Zubehörsatz, Feststellbremsbacken								
2.0 DI-D (NA8W)	100	09/05→03/10					03.0137-9307.2 669307	
2.0 DI-D (NA8W)	103	02/07→03/10						
2.4 MIVEC (NA4W)	121	04/04→12/11		→ 08/10			03.0137-9307.2 669307	
MITSUBISHI - i (HA_) 01/06→								
 Radbremszylinder								
MiEV (HA4W)	35	07/09→	➡				24.3219-1753.3 020506	Ø 19,05 GG
MiEV (HA4W)	49	02/11→	➡	→ 04/14			24.3219-1753.3 020506	Ø 19,05 GG
 Bremsbackensatz								
MiEV (HA4W)	35	07/09→	➡				03.0137-0525.2 650525	Ø 203 x 32 - HEB
MiEV (HA4W)	49	02/11→	➡	→ 04/14			03.0137-0525.2 650525	Ø 203 x 32 - HEB

















	kw					! #		
MITSUBISHI - L200 (KJ_, KK_, KL_) 11/14→								
 Radbremszylinder								
2.2 DI-D 4WD	110	07/19→	➔			2	24.3222-1737.3 020563	Ø 22,2 ALU
2.4 DI-D (KJ0T)	113	09/15→	➔				24.3222-1737.3 020563	Ø 22,2 ALU
2.4 DI-D 4WD (KJ0T)	113	09/15→						
2.4 DI-D 4WD (KL1T)	133	11/14→	➔	09/15→			24.3222-1737.3 020563	Ø 22,2 ALU
 Bremsbackensatz								
2.2 DI-D 4WD	110	07/19→	➔				03.0137-0518.2 650518	Ø 295 x 51 - HEB
2.4 DI-D (KJ0T)	113	09/15→						
2.4 DI-D 4WD (KJ0T)	113	09/15→						
2.4 DI-D 4WD (KL1T)	133	11/14→	➔	09/15→			03.0137-0518.2 650518	Ø 295 x 51 - HEB
MITSUBISHI - L 200 / TRITON (KA_T, KB_T) 01/04→12/16								
 Radbremszylinder								
2.5 DiD (KA4T)	100	11/05→12/15	➔	☐; 01/06→			24.3222-1736.3 020562	Ø 22,2 ALU
2.5 DI-D 4WD (KB4T)	100	11/05→12/15	➔	☐; 01/06→			24.3222-1737.3 020563	Ø 22,2 ALU
2.5 DI-D (KA4T)	94	04/10→12/15	➔	☐			24.3222-1736.3 020562	Ø 22,2 ALU
2.5 DI-D 4WD (KB4T)	123	10/07→12/15	➔	☐			24.3222-1737.3 020563	Ø 22,2 ALU
2.5 DI-D 4WD (KB4T)	131	04/10→12/15	➔	☐			24.3222-1737.3 020563	Ø 22,2 ALU
2.5 DI-D (KA4T)	123	08/07→12/15	➔	☐; für Fahrzeuge mit erhöhter Bodenfreiheit			24.3222-1736.3 020562	Ø 22,2 ALU
			➔	☐; für Fahrzeuge mit erhöhter Bodenfreiheit			24.3222-1737.3 020563	Ø 22,2 ALU
 Bremsbackensatz								
2.5 DiD (KA4T)	100	11/05→12/15	➔	01/06→			03.0137-0518.2 650518	Ø 295 x 51 - HEB
2.5 DI-D 4WD (KB4T)	100	11/05→12/15	➔					
2.5 DI-D (KA4T)	94	04/10→12/15	➔				03.0137-0518.2 650518	Ø 295 x 51 - HEB
2.5 DI-D 4WD (KB4T)	123	10/07→12/15	➔					
2.5 DI-D 4WD (KB4T)	131	04/10→12/15	➔					
2.5 DI-D (KA4T)	123	08/07→12/15	➔	für Fahrzeuge mit erhöhter Bodenfreiheit			03.0137-0518.2 650518	Ø 295 x 51 - HEB
MITSUBISHI - L 200 (K3_T, K2_T, K1_T, K0_T) 01/83→10/96								
Zubehörsatz, Bremsbacken								
2.5 TD 4WD (K34T)	64	11/92→08/96	➔				03.0137-9105.2 669105	
 Bremsbackensatz								
2.5 TD 4WD (K34T)	64	11/92→08/96	➔				03.0137-0188.2 650188	Ø 254 x 50
MITSUBISHI - L 200 (K7_T, K6_T) 01/96→12/11								
 Radbremszylinder								
2.0 (K62T)	90	06/96→12/07	➔	☐; → 01/00			24.3223-1712.3 020571	Ø 23,81 GG
2.4 4WD (K75T)	97	06/96→12/07	➔	☐; 02/00→ 07/01			24.3223-1712.3 020571	Ø 23,81 GG
2.5 D (K64T)	55	06/96→12/07	➔	☐; 02/00→ 07/01			24.3223-1713.3 020572	Ø 23,81 GG
2.5 TD 4WD	73	06/96→12/07	➔	☐; 02/00→ 07/01			24.3223-1713.3 020572	Ø 23,81 GG
			➔	☐; → 01/00			24.3223-1713.3 020572	Ø 23,81 GG
2.5 TD 4WD (K74T)	85	09/01→12/07	➔	☐; → 04/06			24.3223-1712.3 020571	Ø 23,81 GG
2.5 TD 4WD (K74T)	98	08/01→12/07	➔	☐; → 04/06			24.3223-1713.3 020572	Ø 23,81 GG
Zubehörsatz, Bremsbacken								
2.4 4WD (K75T)	97	06/96→12/07	➔	→ 07/01			03.0137-9291.2 669291	
2.5 TD 4WD	73	06/96→12/07	➔					
2.5 TD 4WD (K74T)	85	09/01→12/07	➔	→ 04/06			03.0137-9291.2 669291	
2.5 TD 4WD (K74T)	98	08/01→12/07	➔					
 Bremsbackensatz								
2.0 (K62T)	90	06/96→12/07	➔	→ 07/01			03.0137-0482.2 650482	Ø 254 x 52 - HEB
2.5 D (K64T)	55	06/96→12/07	➔					
2.4 4WD (K75T)	97	06/96→12/07	➔	→ 07/01			03.0137-0474.2 650474	Ø 270 x 52 - HEB
2.5 TD 4WD	73	06/96→12/07	➔					
2.5 TD 4WD (K74T)	85	09/01→12/07	➔	→ 04/06			03.0137-0474.2 650474	Ø 270 x 52 - HEB
2.5 TD 4WD (K74T)	98	08/01→12/07	➔					
MITSUBISHI - L 300 III Bus (P0_W, P1_W, P2_W) 08/86→12/13								
Zubehörsatz, Bremsbacken								
1.6 (P02W, P12W)	51	11/86→05/04	➔	11/88→ 05/94			03.0137-9105.2 669105	
2.0 (P03W, P13W)	64	11/86→05/04	➔	→ 05/94			03.0137-9105.2 669105	
2.0 (P03W, P13W)	66	11/86→05/04						
2.4 (P04W, P14W)	82	11/90→05/04						
















	kW					! #		
MITSUBISHI - L 300 III Bus (P0_W, P1_W, P2_W) 08/86→12/13								
Zubehörsatz, Bremsbacken								
2.5 D (P05W, P15W, P25W)	51	11/86→05/04	➔	→ 05/94			03.0137-9105.2 669105	
 Bremsbackensatz								
1.6 (P02W, P12W)	51	11/86→05/04	➔	11/88→ 05/94			03.0137-0188.2 650188	Ø 254 x 50
2.0 (P03W, P13W)	64	11/86→05/04	➔	→ 05/94			03.0137-0188.2 650188	Ø 254 x 50
2.0 (P03W, P13W)	66	11/86→05/04						
2.4 (P04W, P14W)	82	11/90→05/04						
2.5 D (P05W, P15W, P25W)	51	11/86→05/04						
MITSUBISHI - L 300 III Kasten (P0_V, P1_V, P_2V) 11/86→12/13								
Zubehörsatz, Bremsbacken								
2.5 D (P05V, P05W, P15V)	51	11/86→02/06	➔	→ 05/94			03.0137-9105.2 669105	
 Bremsbackensatz								
2.5 D (P05V, P05W, P15V)	51	11/86→02/06	➔	→ 05/94			03.0137-0188.2 650188	Ø 254 x 50
MITSUBISHI - L 400 Bus (PD_W, PC_W, PA_V, PB_V, PA_W) 06/94→04/07								
 Radbremszylinder								
2.0 (PA3W)	83	09/95→10/02	➔	☐; 02/00→			24.3223-1712.3 020571	Ø 23,81 GG
			➔	☐; 06/96→ 01/00			24.3223-1712.3 020571	Ø 23,81 GG
			➔	☐; 02/00→			24.3223-1713.3 020572	Ø 23,81 GG
			➔	☐; 06/96→ 01/00			24.3223-1713.3 020572	Ø 23,81 GG
 Bremsbackensatz								
2.0 (PA3W)	83	09/95→10/02	➔	08/96→			03.0137-0482.2 650482	Ø 254 x 52 - HEB
			➔	06/96→			03.0137-0482.2 650482	Ø 254 x 52 - HEB
2.0 16V (PA3V/W, PB3V, PA3W)	85	05/95→05/00	➔				03.0137-0482.2 650482	Ø 254 x 52 - HEB
2.4	97	05/95→10/02						
2.5 TD (PA5V/W, PB5V)	73	05/95→05/00						
2500 TD	64	05/95→06/05	➔	06/96→			03.0137-0482.2 650482	Ø 254 x 52 - HEB
MITSUBISHI - L 400 Kasten (PD_W, PC_W, PB_V, PA_W, PA_V) 12/94→04/07								
 Bremsbackensatz								
2500 TD (PD5W, PD5V, PA5W, PA5V)	64	09/96→06/05	➔				03.0137-0482.2 650482	Ø 254 x 52 - HEB
MITSUBISHI - LANCER IV (C6_A, C7_A) 04/88→12/97								
 Bremsbackensatz, Feststellbremse								
EVO IV (CN9A)	206	08/96→12/97					03.0137-0453.2 650453	Ø 167 x 32
MITSUBISHI - LANCER V (CB_A, CD_A, CE_A) 07/91→12/96								
 Radbremszylinder								
1.3 (CB1A)	55	06/92→12/96	➔	→ 04/96			24.3219-1752.3 020505	Ø 19,05 GG
Zubehörsatz, Bremsbacken								
1.3 (CB1A)	55	06/92→12/96	➔	→ 04/96			03.0137-9107.2 669107	
1.6 (CB4A)	66	02/94→12/96	➔	→ 04/96			03.0137-9192.2 669192	AKE
1.6 16V (CB4A)	83	06/92→12/96						
2.0 Diesel (CB8A)	50	06/92→12/96						
 Bremstrommel								
1.6 (CB4A)	66	02/94→12/96	➔	→ 04/96			24.0220-3017.1 480108	Ø 203,0 x 42 / 205
1.6 16V (CB4A)	83	06/92→12/96						
2.0 Diesel (CB8A)	50	06/92→12/96						
 Bremsbackensatz								
1.3 (CB1A)	55	06/92→12/96	➔	→ 04/96			03.0137-0255.2 650255	Ø 180 x 37
1.6 (CB4A)	66	02/94→12/96	➔	→ 04/96			03.0137-0289.2 650289	AKE Ø 203 x 37
1.6 16V (CB4A)	83	06/92→12/96						
2.0 Diesel (CB8A)	50	06/92→12/96						
1.6 16V 4WD (CD4A)	83	06/92→12/96	➔	→ 11/93			03.0137-0288.2 650288	Ø 229 x 42
















	kw					! #		
MITSUBISHI - LANCER V Station Wagon (CB_W, CD_W) 09/92→10/03								
 Radbremszylinder								
1.6 16V (CB4W) 2.0 D (CB8W)	83 50	12/92→10/03 12/92→10/03	➡	→ 09/96; - ABS			24.3219-1752.3 020505	Ø 19,05 GG
1.6 16V 4WD (CD4W)	83	12/92→10/03	➡	→ 02/95			24.3219-1716.3 020071	Ø 19,05 GG
Zubehörsatz, Bremsbacken								
1.6 16V (CB4W) 2.0 D (CB8W)	83 50	12/92→10/03 12/92→10/03	➡	→ 09/96; - ABS			03.0137-9192.2 669192	AKE
 Bremstrommel								
1.6 16V (CB4W) 2.0 D (CB8W)	83 50	12/92→10/03 12/92→10/03	➡	→ 09/96; - ABS			24.0220-3017.1 480108	Ø 203,0 x 42 / 205
 Bremsbackensatz								
1.6 16V (CB4W) 2.0 D (CB8W)	83 50	12/92→10/03 12/92→10/03	➡	→ 09/96; - ABS			03.0137-0289.2 650289	AKE Ø 203 x 37
1.6 16V 4WD (CD4W)	83	12/92→10/03	➡				03.0137-0288.2 650288	Ø 229 x 42
MITSUBISHI - LANCER VI (CJ_, CP_) 09/95→12/03								
 Radbremszylinder								
1.3 12V (CK1A)	55	12/95→08/03	➡	05/96→ 07/01; - ABS			24.3219-1752.3 020505	Ø 19,05 GG
Zubehörsatz, Bremsbacken								
1.3 12V (CK1A)	55	12/95→08/03	➡	05/96→ 07/01; - ABS			03.0137-9155.2 669155	
			➡	05/96→ 07/01; + ABS			03.0137-9192.2 669192	AKE
 Bremstrommel								
1.3 12V (CK1A)	55	12/95→08/03	➡	05/96→ 07/01; + ABS			24.0220-3017.1 480108	Ø 203,0 x 42 / 205
 Bremsbackensatz								
1.3 12V (CK1A)	55	12/95→08/03	➡	05/96→ 07/01; - ABS			03.0137-0255.2 650255	Ø 180 x 37
			➡	05/96→ 07/01; + ABS			03.0137-0289.2 650289	AKE Ø 203 x 37
MITSUBISHI - LANCER VII (CS_A, CT_A) 03/00→12/13								
 Bremsbackensatz, Feststellbremse								
1.3 1.6 (CS3A) 2.0 (CS9A)	60 72 99	09/03→12/13 09/03→12/13 12/03→12/13	➡	→ 03/07			03.0137-0453.2 650453	Ø 167 x 32
EVO IX (CT9A)	206	01/05→09/07	➡	01/06→ 08/07			03.0137-0453.2 650453	Ø 167 x 32
EVO VIII - 260 (CT9A)	195	03/04→07/05	➡				03.0137-0453.2 650453	Ø 167 x 32
Zubehörsatz, Feststellbremsbacken								
1.3 1.6 (CS3A) 2.0 (CS9A)	60 72 99	09/03→12/13 09/03→12/13 12/03→12/13		→ 03/07			03.0137-9307.2 669307	
EVO IX (CT9A)	206	01/05→09/07		01/06→ 08/07			03.0137-9307.2 669307	
EVO VIII - 260 (CT9A)	195	03/04→07/05					03.0137-9307.2 669307	
MITSUBISHI - LANCER VII Kombi (CS_W, CT_W) 09/03→12/08								
 Bremsbackensatz, Feststellbremse								
1.6 2.0	72 99	09/03→10/08 09/03→12/07	➡	→ 03/07			03.0137-0453.2 650453	Ø 167 x 32
Zubehörsatz, Feststellbremsbacken								
1.6 2.0	72 99	09/03→10/08 09/03→12/07		→ 03/07			03.0137-9307.2 669307	
MITSUBISHI - LANCER VIII (CY_A, CZ_A) 03/07→								
 Bremsbackensatz, Feststellbremse								
1.5 1.5 Bifuel 1.6 MIVEC 1.8 1.8 1.8 Bifuel 1.8 DI-D 1.8 DI-D (CY9A) 1.8 Flexfuel 2.0 DI-D ↓	80 80 86 103 105 105 85 110 103 103	06/08→ 02/10→ 05/10→ 05/10→ 02/08→ 01/10→ 05/10→ 06/10→ 03/09→ 01/08→					03.0137-3023.2 653023	Ø 170 x 32 - HEB













	kw					! #		
MITSUBISHI - LANCER VIII (CY_A, CZ_A) 03/07→								
 Bremsbackensatz, Feststellbremse								
2.0 i Ralliart 4WD (CY4A)	177	10/08→					03.0137-3023.2 653023	Ø 170 x 32 - HEB
EVO X (CZ4A)	217	06/08→12/15	➔				03.0137-3015.2 653015	Ø 190 x 32 - HEB
Zubehörsatz, Feststellbremsbacken								
1.5	80	06/08→					03.0137-9307.2 669307	
1.5 Bifuel	80	02/10→						
1.8	105	02/08→						
1.8 Bifuel	105	01/10→						
1.8 DI-D (CY9A)	110	06/10→						
2.0 DI-D	103	01/08→						
2.0 i Ralliart 4WD (CY4A)	177	10/08→						
EVO X (CZ4A)	217	06/08→12/15						
1.6 MIVEC	86	05/10→	➔				03.0137-9307.2 669307	
1.8	103	05/10→						
1.8 DI-D	85	05/10→						
1.8 Flexfuel	103	03/09→						
MITSUBISHI - LANCER VIII Sportback (CX_A) 10/07→								
 Bremsbackensatz, Feststellbremse								
1.5	80	06/08→	➔				03.0137-3023.2 653023	Ø 170 x 32 - HEB
1.5 Bifuel	80	03/10→						
1.6 MIVEC	86	05/10→						
1.8 (CX3A)	105	06/08→						
1.8 Bifuel	105	02/10→						
1.8 DI-D	85	05/10→						
1.8 DI-D (CX9A)	110	06/10→						
1.8 Flex	103	03/09→						
1.8 MIVEC	103	03/09→						
2.0 DI-D	103	06/08→						
2.0 Ralliart 4WD (CX4A)	177	10/08→	➔				03.0137-3015.2 653015	Ø 190 x 32 - HEB
Zubehörsatz, Feststellbremsbacken								
1.5	80	06/08→					03.0137-9307.2 669307	
1.5 Bifuel	80	03/10→						
1.8 (CX3A)	105	06/08→						
1.8 Bifuel	105	02/10→						
1.8 DI-D (CX9A)	110	06/10→						
2.0 DI-D	103	06/08→						
2.0 Ralliart 4WD (CX4A)	177	10/08→						
1.6 MIVEC	86	05/10→	➔				03.0137-9307.2 669307	
1.8 DI-D	85	05/10→						
1.8 Flex	103	03/09→						
1.8 MIVEC	103	03/09→						
MITSUBISHI - OUTLANDER I (CU_W) 03/01→07/08								
 Bremsbackensatz, Feststellbremse								
2.0 (CU2W)	100	05/03→10/06	➔				03.0137-0453.2 650453	Ø 167 x 32
2.0 4WD (CU2W)	100	05/03→10/06						
2.0 Turbo 4WD (CU2W)	148	04/04→10/06						
2.4 4WD (CU5W)	118	11/03→10/06						
Zubehörsatz, Feststellbremsbacken								
2.0 (CU2W)	100	05/03→10/06					03.0137-9307.2 669307	
2.0 4WD (CU2W)	100	05/03→10/06						
2.0 Turbo 4WD (CU2W)	148	04/04→10/06						
2.4 4WD (CU5W)	118	11/03→10/06						
MITSUBISHI - OUTLANDER II (CW_W) 11/06→12/12								
 Bremsbackensatz, Feststellbremse								
2.0	108	11/06→11/12	➔				03.0137-3023.2 653023	Ø 170 x 32 - HEB
2.4 (CW5W)	125	11/06→11/12						
2.4 4WD (CW5W)	125	09/07→11/12						
2.0 DI-D	103	02/07→11/12	➔				03.0137-3015.2 653015	Ø 190 x 32 - HEB
2.2 DI-D 4WD	115	08/07→11/12						
2.2 DI-D	130	11/06→11/12	➔		für Fahrzeuge mit 3. Sitzreihe		03.0137-3015.2 653015	Ø 190 x 32 - HEB
2.2 DI-D 4WD	103	09/10→11/12						
2.2 DI-D 4WD	130	11/06→11/12	➔		für Fahrzeuge ohne 3. Sitzreihe		03.0137-3023.2 653023	Ø 170 x 32 - HEB
Zubehörsatz, Feststellbremsbacken								
2.0	108	11/06→11/12	➔				03.0137-9307.2 669307	
2.2 DI-D	130	11/06→11/12						
2.2 DI-D 4WD	103	09/10→11/12						
2.2 DI-D 4WD	130	11/06→11/12						
2.0 DI-D	103	02/07→11/12					03.0137-9307.2 669307	
2.2 DI-D 4WD	115	08/07→11/12						












	kW			 	! #		
MITSUBISHI - OUTLANDER II (CW_W) 11/06→12/12							
Zubehörsatz, Feststellbremsbacken							
2.4 (CW5W)	125	11/06→11/12				03.0137-9307.2	669307
2.4 4WD (CW5W)	125	09/07→11/12					
MITSUBISHI - PAJERO II (V3_W, V2_W, V4_W) 12/90→05/01							
 Bremsbackensatz, Feststellbremse							
2.4 (V21W, V21C)	82	04/91→10/99	➔			03.0137-0390.2	650390 Ø 196 x 40
2.5 TD 4WD (V24C, V24W)	73	12/90→10/99					
2.8 TD (V46W, V26W)	92	06/94→10/99					
3.0 V6 24V (V43W, V23W)	130	06/97→10/99					
3.0 V6 24V (V43W, V23W)	133	06/94→05/97					
3.5 V6 24V (V25W, V45W)	153	06/94→10/99					
3.5 V6 24V (V45W, V25W)	143	07/97→10/99					
Zubehörsatz, Feststellbremsbacken							
2.4 (V21W, V21C)	82	04/91→10/99	➔			03.0137-9275.2	669275
2.5 TD 4WD (V24C, V24W)	73	12/90→10/99					
2.8 TD (V46W, V26W)	92	06/94→10/99					
3.0 V6 24V (V43W, V23W)	130	06/97→10/99					
3.0 V6 24V (V43W, V23W)	133	06/94→05/97					
3.5 V6 24V (V25W, V45W)	153	06/94→10/99					
3.5 V6 24V (V45W, V25W)	143	07/97→10/99					
MITSUBISHI - PAJERO II Canvas Top (V2_W, V4_W) 12/90→04/00							
 Bremsbackensatz, Feststellbremse							
2.4 (V41W, V21W, V21C)	82	04/91→04/00	➔	→ 03/00		03.0137-0390.2	650390 Ø 196 x 40
2.5 TD 4WD (V24C, V24W)	73	12/90→04/00					
3.0 V6 24V (V23W, V23C)	133	06/94→04/00					
Zubehörsatz, Feststellbremsbacken							
2.4 (V41W, V21W, V21C)	82	04/91→04/00	➔	→ 03/00		03.0137-9275.2	669275
2.5 TD 4WD (V24C, V24W)	73	12/90→04/00					
3.0 V6 24V (V23W, V23C)	133	06/94→04/00					
MITSUBISHI - PAJERO III (V7_W, V6_W) 01/99→09/07							
 Bremsbackensatz, Feststellbremse							
2.5 TDi	73	04/00→12/06	➔			03.0137-3003.2	653003 Ø 198 x 34 - HEB
2.5 TDi	85	09/01→12/06					
3.2 Di-D	121	04/00→10/01					
3.2 Di-D (V68W)	118	04/00→12/06	➔	10/01→ 08/06		03.0137-3003.2	653003 Ø 198 x 34 - HEB
3.5	149	04/00→01/07	➔	→ 08/06		03.0137-3003.2	653003 Ø 198 x 34 - HEB
Zubehörsatz, Feststellbremsbacken							
2.5 TDi	73	04/00→12/06	➔			03.0137-9275.2	669275
2.5 TDi	85	09/01→12/06					
3.2 Di-D	121	04/00→10/01					
3.2 Di-D (V68W)	118	04/00→12/06	➔	10/01→ 08/06		03.0137-9275.2	669275
3.5	149	04/00→01/07	➔	→ 08/06		03.0137-9275.2	669275
MITSUBISHI - PAJERO IV (V8_W, V9_W) 10/06→							
 Bremsbackensatz, Feststellbremse							
3.2 DI-D (V88W, V98W)	118	02/07→		kurzer Radstand		03.0137-3003.2	653003 Ø 198 x 34 - HEB
3.2 DI-D (V88W, V98W)	125	02/07→					
3.2 DI-D 4WD (V98W, V88W)	140	02/07→					
3.2 DI-D 4WD (V98W, V88W)	147	01/09→					
3.8 V6	182	10/06→					
3.8 V6 (V87W, V97W)	184	02/07→					
↓							
















	kW					! #		
MITSUBISHI - PAJERO IV (V8_W, V9_W) 10/06→								
Zubehörsatz, Feststellbremsbacken								
3.2 DI-D (V88W, V98W)	118	02/07→			kurzer Radstand		03.0137-9275.2 669275	
3.2 DI-D (V88W, V98W)	125	02/07→						
3.2 DI-D 4WD (V98W, V88W)	147	01/09→						
3.8 V6	182	10/06→						
3.8 V6 (V87W, V97W)	184	02/07→						
3.2 DI-D 4WD (V98W, V88W)	140	02/07→			01/09→; kurzer Radstand		03.0137-9275.2 669275	
					kurzer Radstand		03.0137-9275.2 669275	
MITSUBISHI - PAJERO IV Van (V9_, V8_, V8_V) 11/06→								
 Bremsbackensatz, Feststellbremse								
3.2 DI-D 4WD	140	02/07→			kurzer Radstand		03.0137-3003.2 653003	Ø 198 x 34 - HEB
Zubehörsatz, Feststellbremsbacken								
3.2 DI-D 4WD	140	02/07→			kurzer Radstand		03.0137-9275.2 669275	
MITSUBISHI - PAJERO CLASSIC (V2_W) 07/01→								
 Bremsbackensatz, Feststellbremse								
2.5 TD	85	07/01→	➔		→ 01/07		03.0137-3003.2 653003	Ø 198 x 34 - HEB
Zubehörsatz, Feststellbremsbacken								
2.5 TD	85	07/01→	➔		→ 01/07		03.0137-9275.2 669275	
MITSUBISHI - PAJERO PININ (H6_W, H7_W) 03/99→06/07								
 Bremsbackensatz, Feststellbremse								
1.8 (H76W, H66W)	84	11/01→06/07	➔				03.0137-0389.2 650389	Ø 167 x 32
1.8 GDI (H66W, H76W)	88	10/99→10/01						
2.0 GDI (H67W, H77W)	95	10/00→06/07						
MITSUBISHI - SANTAMO 03/99→12/04								
 Bremsbackensatz								
2.0 16V	102	05/99→12/04	➔		- ABS		03.0137-0288.2 650288	Ø 229 x 42
2.0 16V 4WD	102	05/99→12/04						
MITSUBISHI - SPACE RUNNER (N1_W, N2_W) 10/91→08/99								
 Radbremszylinder								
1.8 (N11W)	85	06/96→08/99	➔				24.3219-1752.3 020505	Ø 19,05 GG
1.8 (N11W)	90	10/91→08/99						
2.0 TD (N18W)	60	10/92→08/99						
1.8 4WD (N21W)	85	06/96→08/99	➔				24.3219-1716.3 020071	Ø 19,05 GG
1.8 4WD (N21W)	90	10/91→08/99						
Zubehörsatz, Bremsbacken								
1.8 (N11W)	85	06/96→08/99	➔				03.0137-9192.2 669192	AKE
1.8 (N11W)	90	10/91→08/99						
2.0 TD (N18W)	60	10/92→08/99						
 Bremsbackensatz								
1.8 (N11W)	85	06/96→08/99	➔				03.0137-0289.2 650289	AKE Ø 203 x 37
1.8 (N11W)	90	10/91→08/99						
2.0 TD (N18W)	60	10/92→08/99						
1.8 4WD (N21W)	85	06/96→08/99	➔				03.0137-0288.2 650288	Ø 229 x 42
1.8 4WD (N21W)	90	10/91→08/99						
 Bremsbackensatz, Feststellbremse								
1.8 (N11W)	85	06/96→08/99	➔				03.0137-0389.2 650389	Ø 167 x 32
1.8 (N11W)	90	10/91→08/99						
MITSUBISHI - SPACE RUNNER (N6_W) 08/99→01/03								
 Bremsbackensatz, Feststellbremse								
2.0	98	05/00→08/02	➔				03.0137-0389.2 650389	Ø 167 x 32
2.0 (N63W)	100	08/99→08/02	➔		09/99→		03.0137-0389.2 650389	Ø 167 x 32
2.4 GDI	108	08/99→08/02						
2.4 GDI	110	08/99→01/03						
MITSUBISHI - SPACE STAR Großraumlimousine (DG_A) 06/98→12/04								
 Radbremszylinder								
1.3 16V (DG1A)	60	09/00→12/04	➔		- ABS		24.3219-1745.3 020496	Ø 19,05 GG
1.3 16V (DG1A)	61	12/98→12/04						
1.8 GDI (DG5A)	87	06/98→12/04						











	kw					! #		
MITSUBISHI - SPACE STAR Großraumlimousine (DG_A) 06/98→12/04								
 Radbremszylinder								
1.8 GDI (DG5A)	90	06/98→12/04	➔	- ABS		24.3219-1745.3	020496	Ø 19,05 GG
1.8 MPI	82	10/02→12/04						
1.3 16V (DG1A)	63	06/98→12/04	➔	10/98→ 07/00; - ABS		24.3219-1745.3	020496	Ø 19,05 GG
			➔	→ 09/98; - ABS		24.3219-1753.3	020506	Ø 19,05 GG
Zubehörsatz, Bremsbacken								
1.3 16V (DG1A)	60	09/00→12/04	➔	- ABS		03.0137-9192.2	669192	AKE
1.3 16V (DG1A)	61	12/98→12/04				03.0137-9257.2	669257	
1.3 16V (DG1A)	63	06/98→12/04	➔	→ 09/98; - ABS		03.0137-9192.2	669192	AKE
			➔	10/98→ 07/00; - ABS		03.0137-9257.2	669257	
1.8 GDI (DG5A)	87	06/98→12/04	➔	- ABS		03.0137-9257.2	669257	
1.8 GDI (DG5A)	90	06/98→12/04						
1.8 MPI	82	10/02→12/04						
 Bremstrommel								
1.3 16V (DG1A)	60	09/00→12/04	➔	- ABS		24.0220-3028.1	480169	Ø 203,0 x 41,8 / 205
1.3 16V (DG1A)	61	12/98→12/04						
1.8 GDI (DG5A)	87	06/98→12/04						
1.8 GDI (DG5A)	90	06/98→12/04						
1.8 MPI	82	10/02→12/04						
1.3 16V (DG1A)	63	06/98→12/04	➔	→ 07/00; - ABS		24.0220-3028.1	480169	Ø 203,0 x 41,8 / 205
 Bremsbackensatz								
1.3 16V (DG1A)	60	09/00→12/04	➔	- ABS		03.0137-0289.2	650289	AKE Ø 203 x 37
1.3 16V (DG1A)	61	12/98→12/04				03.0137-0428.2	650428	Ø 203 x 39 + HEB
1.3 16V (DG1A)	63	06/98→12/04	➔	→ 09/98; - ABS		03.0137-0289.2	650289	AKE Ø 203 x 37
			➔	10/98→ 07/00; - ABS		03.0137-0428.2	650428	Ø 203 x 39 + HEB
1.8 GDI (DG5A)	87	06/98→12/04	➔	- ABS		03.0137-0428.2	650428	Ø 203 x 39 + HEB
1.8 GDI (DG5A)	90	06/98→12/04						
1.8 MPI	82	10/02→12/04						
 Seilzug, Feststellbremse								
1.3 16V (DG1A)	60	09/00→12/04	➔	☐; Scheiben/Trommel		24.3727-2114.2	582114	L= 1.490
1.3 16V (DG1A)	61	12/98→12/04	➔					
1.8 GDI (DG5A)	87	06/98→12/04	➔	☐; Scheiben/Trommel		24.3727-2115.2	582115	L= 1.473
1.8 GDI (DG5A)	90	06/98→12/04						
1.8 MPI	82	10/02→12/04						
1.3 16V (DG1A)	63	06/98→12/04	➔	☐; → 07/00; Scheiben/Trommel		24.3727-2114.2	582114	L= 1.490
			➔	☐; → 07/00; Scheiben/Trommel		24.3727-2115.2	582115	L= 1.473
1.6 16V (DG3A)	72	01/01→12/04	➔	☐; 09/01→; Scheibenbremse		24.3727-2116.2	582116	L= 1.573
			➔	☐; 09/01→; Scheibenbremse		24.3727-2117.2	582117	L= 1.551
1.9 DI-D	85	10/02→12/04	➔	☐; Scheibenbremse		24.3727-2116.2	582116	L= 1.573
1.9 DI-D (DG4A)	75	02/01→12/04	➔	☐; Scheibenbremse		24.3727-2117.2	582117	L= 1.551
MITSUBISHI - SPACE STAR Schrägheck (A0_A) 01/12→								
 Radbremszylinder								
1.0 (A05A)	52	05/12→	➔			24.3219-1753.3	020506	Ø 19,05 GG
1.2 (A03A)	59	10/12→						
 Bremsbackensatz								
1.0 (A05A)	52	05/12→	➔			03.0137-0530.2	650530	Ø 203 x 32 - HEB
1.2 (A03A)	59	10/12→						
MITSUBISHI - SPACE WAGON (N3_W, N4_W) 05/91→11/00								
 Radbremszylinder								
1.8 (N31W)	90	10/91→10/98	➔	→ 05/92		24.3219-1716.3	020071	Ø 19,05 GG
1.8 4WD (N41W)	90	10/91→10/98						
1.8 TD (N35W)	55	10/91→10/98						
2.0 (N33W)	98	10/92→10/98	➔			24.3219-1716.3	020071	Ø 19,05 GG
2.0 4WD (N43W)	98	10/92→10/98						
2.0 TD (N38W)	60	10/92→10/98						
 Bremsbackensatz								
1.8 (N31W)	90	10/91→10/98	➔	→ 05/92		03.0137-0288.2	650288	Ø 229 x 42
1.8 4WD (N41W)	90	10/91→10/98						
1.8 TD (N35W)	55	10/91→10/98						
2.0 (N33W)	98	10/92→10/98	➔			03.0137-0288.2	650288	Ø 229 x 42
2.0 4WD (N43W)	98	10/92→10/98						
↓								















	kw					! #		
MITSUBISHI - SPACE WAGON (N3_W, N4_W) 05/91→11/00								
 Bremsbackensatz								
2.0 TD (N38W)	60	10/92→10/98	➔			03.0137-0288.2	650288	Ø 229 x 42
 Bremsbackensatz, Feststellbremse								
1.8 (N31W)	90	10/91→10/98	➔	→ 05/92		03.0137-0389.2	650389	Ø 167 x 32
1.8 TD (N35W)	55	10/91→10/98						
2.0 (N33W)	98	10/92→10/98	➔			03.0137-0389.2	650389	Ø 167 x 32
2.0 TD (N38W)	60	10/92→10/98						
MITSUBISHI - SPACE WAGON (N9_W, N8_W) 07/98→12/04								
 Bremsbackensatz, Feststellbremse								
2.0	98	10/98→12/04		05/02→		03.0137-0389.2	650389	Ø 167 x 32
2.4 GDI	108	09/00→12/04		→ 08/03		03.0137-0389.2	650389	Ø 167 x 32
2.4 GDI	110	10/98→12/04						
2.4 GDI 4WD	108	09/00→12/04						
2.4 GDI 4WD	110	10/98→12/04						
NISSAN - 350 Z Coupe (Z33) 09/02→12/09								
 Bremsbackensatz, Feststellbremse								
3.5	206	10/03→12/06	➔			03.0137-3006.2	653006	Ø 172 x 32 - HEB
3.5	221	09/02→12/08						
3.5	230	09/05→12/08						
NISSAN - 350 Z Roadster (Z33) 10/03→12/09								
 Bremsbackensatz, Feststellbremse								
3.5	206	03/05→12/07	➔			03.0137-3006.2	653006	Ø 172 x 32 - HEB
3.5	221	11/04→01/07						
3.5	230	09/05→12/09	➔	→ 05/09		03.0137-3006.2	653006	Ø 172 x 32 - HEB
NISSAN - ALMERA I (N15) 07/95→09/00								
 Radbremsszylinder								
1.4	64	09/95→07/00	➔	→ 04/00; - ABS		24.3215-1107.3	020352	Ø 15,87 GG
1.4 GX,LX	55	09/95→07/00						
1.6	73	09/95→07/00						
1.6 SLX	66	09/95→07/00						
2.0 D	55	11/95→07/00						
Zubehörsatz, Bremsbacken								
1.4	64	09/95→07/00	➔	→ 04/00; - ABS		03.0137-9165.2	669165	
1.4 GX,LX	55	09/95→07/00						
1.6	73	09/95→07/00						
1.6 SLX	66	09/95→07/00						
2.0 D	55	11/95→07/00						
 Bremsbackensatz								
1.4	64	09/95→07/00	➔	→ 04/00; - ABS		03.0137-0265.2	650265	Ø 180 x 31
1.4 GX,LX	55	09/95→07/00						
1.6	73	09/95→07/00						
1.6 SLX	66	09/95→07/00						
2.0 D	55	11/95→07/00						
 Seilzug, Feststellbremse								
1.4	64	09/95→07/00	←	☒; → 03/96; + ABS; Scheibenbremse		24.3727-1701.2	581701	L= 250
1.4 GX,LX	55	09/95→07/00	←	☒; 01/98→ 04/00; + ABS; Scheibenbremse		24.3727-1701.2	581701	L= 250
1.6	73	09/95→07/00	←	☒; 04/96→ 12/97; + ABS; Scheibenbremse		24.3727-1701.2	581701	L= 250
1.6 SLX	66	09/95→07/00	←	☒; → 03/96; - ABS; Trommelbremse		24.3727-1701.2	581701	L= 250
2.0 D	55	11/95→07/00	←	☒; 04/96→ 04/00; - ABS; Trommelbremse		24.3727-1701.2	581701	L= 250
			➔	☒; 04/96→ 04/00; - ABS; Trommelbremse		24.3727-1742.2	581742	L= 1.660
			➔	☒; 04/96→ 04/00; - ABS; Trommelbremse		24.3727-1743.2	581743	L= 1.662
			➔	☒; 04/96→ 12/97; + ABS; Scheibenbremse		24.3727-1746.2	581746	L= 1.680
			➔	☒; 01/98→ 04/00; + ABS; Scheibenbremse		24.3727-1746.2	581746	L= 1.680
			➔	☒; → 03/96; + ABS; Scheibenbremse		24.3727-1746.2	581746	L= 1.680
			➔	☒; 01/98→ 04/00; + ABS; Scheibenbremse		24.3727-1747.2	581747	L= 1.682














	kW				! #		
NISSAN - ALMERA I (N15) 07/95→09/00							
 Seilzug, Feststellbremse							
1.4	64	09/95→07/00	➡	☐; → 03/96; + ABS; Scheibenbremse	24.3727-1747.2	581747	L= 1.682
1.4 GX,LX	55	09/95→07/00	➡	☐; 04/96→ 12/97; + ABS; Scheibenbremse	24.3727-1747.2	581747	L= 1.682
1.6	73	09/95→07/00					
1.6 SLX	66	09/95→07/00					
2.0 D	55	11/95→07/00					
NISSAN - ALMERA I Hatchback (N15) 07/95→01/01							
 Radbremszylinder							
1.4	64	09/95→03/00	➡	- ABS	24.3215-1107.3	020352	Ø 15,87 GG
1.4 S,GX,LX	55	09/95→03/00	➡				
1.6	73	09/95→03/00					
1.6 SR,SLX	66	09/95→03/00					
2.0 D	55	11/95→03/00					
Zubehörsatz, Bremsbacken							
1.4	64	09/95→03/00	➡	- ABS	03.0137-9165.2	669165	
1.4 S,GX,LX	55	09/95→03/00	➡				
1.6	73	09/95→03/00					
1.6 SR,SLX	66	09/95→03/00					
2.0 D	55	11/95→03/00					
 Bremsbackensatz							
1.4	64	09/95→03/00	➡	- ABS	03.0137-0265.2	650265	Ø 180 x 31
1.4 S,GX,LX	55	09/95→03/00	➡				
1.6	73	09/95→03/00					
1.6 SR,SLX	66	09/95→03/00					
2.0 D	55	11/95→03/00					
 Seilzug, Feststellbremse							
1.4	64	09/95→03/00	⬅	☐; 01/98→; + ABS; Scheibenbremse	24.3727-1701.2	581701	L= 250
1.4 S,GX,LX	55	09/95→03/00	⬅	☐; → 03/96; + ABS; Scheibenbremse	24.3727-1701.2	581701	L= 250
1.6	73	09/95→03/00					
1.6 SR,SLX	66	09/95→03/00					
2.0 D	55	11/95→03/00					
2.0 GTi	105	07/96→03/00					
			➡	☐; Scheibenbremse	24.3727-1746.2	581746	L= 1.680
			➡	☐; Scheibenbremse	24.3727-1747.2	581747	L= 1.682
NISSAN - ALMERA II (N16) 04/00→							
 Bremsbackensatz							
1.5	66	07/00→11/06	➡	- ABS	03.0137-0443.2	650443	Ø 203 x 37 - HEB
			➡	→ 03/01; - ABS; Fahrzeugproduktionsland Japan	03.0137-0443.2	650443	Ø 203 x 37 - HEB
1.5	72	10/02→09/06	➡	- ABS	03.0137-0443.2	650443	Ø 203 x 37 - HEB
1.5 dCi	60	01/03→09/06					
 Seilzug, Feststellbremse							
1.5	66	07/00→11/06	⬅	☐; → 03/01; - ABS; Fahrzeugproduktionsland Japan; Trommelbremse	24.3727-1723.2	581723	L= 236
			⬅	☐; → 03/01; + ABS; Fahrzeugproduktionsland Japan; Scheibenbremse	24.3727-1723.2	581723	L= 236
			➡	☐; + ABS; Scheibenbremse	24.3727-1724.2	581724	L= 1.650
			➡	☐; + ABS; Scheibenbremse	24.3727-1725.2	581725	L= 1.661
			➡	☐; - ABS; Trommelbremse	24.3727-1736.2	581736	L= 1.634



















	kw			 	! #		
NISSAN - ALMERA II (N16) 04/00→							
 Seilzug, Feststellbremse							
1.5	66	07/00→11/06	➡	<input type="checkbox"/> ; - ABS; Trommelbremse	24.3727-1737.2	581737	L= 1.642
1.5 1.5 dCi	72 60	10/02→09/06 01/03→09/06	➡	<input type="checkbox"/> ; + ABS; Scheibenbremse	24.3727-1724.2	581724	L= 1.650
			➡	<input type="checkbox"/> ; + ABS; Scheibenbremse	24.3727-1725.2	581725	L= 1.661
			➡	<input type="checkbox"/> ; - ABS; Trommelbremse	24.3727-1736.2	581736	L= 1.634
			➡	<input type="checkbox"/> ; - ABS; Trommelbremse	24.3727-1737.2	581737	L= 1.642
1.8 2.2 Di	84 81	07/00→11/02 07/00→04/03	←	<input type="checkbox"/> ; → 03/01; Fahrzeugproduktionsland Japan; Scheibenbremse	24.3727-1723.2	581723	L= 236
			➡	<input type="checkbox"/> ; Scheibenbremse	24.3727-1724.2	581724	L= 1.650
			➡	<input type="checkbox"/> ; Scheibenbremse	24.3727-1725.2	581725	L= 1.661
1.8 2.2 dCi 2.2 dCi	85 82 100	10/02→09/06 09/03→09/06 09/03→09/06	➡	<input type="checkbox"/> ; Scheibenbremse	24.3727-1724.2	581724	L= 1.650
			➡	<input type="checkbox"/> ; Scheibenbremse	24.3727-1725.2	581725	L= 1.661
			➡	<input type="checkbox"/> ; Scheibenbremse	24.3727-1725.2	581725	L= 1.661
NISSAN - ALMERA II Hatchback (N16) 01/00→							
 Bremsbackensatz							
1.5	66	03/00→11/06	➡	- ABS	03.0137-0443.2	650443	Ø 203 x 37 - HEB
			➡	→ 03/01; - ABS; Fahrzeugproduktionsland Japan	03.0137-0443.2	650443	Ø 203 x 37 - HEB
1.5 1.5 dCi	72 60	10/02→09/06 01/03→09/06	➡	- ABS	03.0137-0443.2	650443	Ø 203 x 37 - HEB
 Seilzug, Feststellbremse							
1.5	66	03/00→11/06	←	<input type="checkbox"/> ; → 03/01; - ABS; Fahrzeugproduktionsland Japan; Trommelbremse	24.3727-1723.2	581723	L= 236
			←	<input type="checkbox"/> ; → 03/01; + ABS; Fahrzeugproduktionsland Japan; Scheibenbremse	24.3727-1723.2	581723	L= 236
			➡	<input type="checkbox"/> ; + ABS; Scheibenbremse	24.3727-1724.2	581724	L= 1.650
			➡	<input type="checkbox"/> ; + ABS; Scheibenbremse	24.3727-1725.2	581725	L= 1.661
			➡	<input type="checkbox"/> ; - ABS; Trommelbremse	24.3727-1736.2	581736	L= 1.634
			➡	<input type="checkbox"/> ; - ABS; Trommelbremse	24.3727-1737.2	581737	L= 1.642
1.5 1.5 dCi	72 60	10/02→09/06 01/03→09/06	➡	<input type="checkbox"/> ; + ABS; Scheibenbremse	24.3727-1724.2	581724	L= 1.650
			➡	<input type="checkbox"/> ; + ABS; Scheibenbremse	24.3727-1725.2	581725	L= 1.661
			➡	<input type="checkbox"/> ; - ABS; Trommelbremse	24.3727-1736.2	581736	L= 1.634
			➡	<input type="checkbox"/> ; - ABS; Trommelbremse	24.3727-1737.2	581737	L= 1.642
1.8	84	01/00→11/02	←	<input type="checkbox"/> ; 03/00→ 03/01; Fahrzeugproduktionsland Japan; Scheibenbremse	24.3727-1723.2	581723	L= 236
			➡	<input type="checkbox"/> ; 02/00→; Scheibenbremse	24.3727-1724.2	581724	L= 1.650
			➡	<input type="checkbox"/> ; 02/00→; Scheibenbremse	24.3727-1725.2	581725	L= 1.661
1.8 2.2 dCi 2.2 dCi	85 82 100	10/02→09/06 09/03→09/06 09/03→09/06	➡	<input type="checkbox"/> ; Scheibenbremse	24.3727-1724.2	581724	L= 1.650
			➡	<input type="checkbox"/> ; Scheibenbremse	24.3727-1725.2	581725	L= 1.661
			➡	<input type="checkbox"/> ; Scheibenbremse	24.3727-1725.2	581725	L= 1.661
2.2 Di	81	03/00→04/03	←	<input type="checkbox"/> ; → 03/01; Fahrzeugproduktionsland Japan; Scheibenbremse	24.3727-1723.2	581723	L= 236
			➡	<input type="checkbox"/> ; Scheibenbremse	24.3727-1724.2	581724	L= 1.650
			➡	<input type="checkbox"/> ; Scheibenbremse	24.3727-1725.2	581725	L= 1.661
NISSAN - ALMERA TINO (V10) 12/98→02/06							
 Seilzug, Feststellbremse							
1.8 1.8 2.2 dCi	84 85 82	08/00→02/06 12/02→02/06 09/03→02/06	➡	<input type="checkbox"/> ; → 11/05; Scheibenbremse	24.3727-1734.2	581734	L= 1.660
			➡	<input type="checkbox"/> ; → 11/05; Scheibenbremse	24.3727-1735.2	581735	L= 1.670
2.2 dCi	100	09/03→02/06	➡	<input type="checkbox"/> ; → 11/05; Scheibenbremse	24.3727-1735.2	581735	L= 1.670
			➡	<input type="checkbox"/> ; → 11/05; Scheibenbremse	24.3727-1735.2	581735	L= 1.670
2.0	100	08/00→01/03	➡	<input type="checkbox"/> ; Scheibenbremse	24.3727-1734.2	581734	L= 1.660
			➡	<input type="checkbox"/> ; Scheibenbremse	24.3727-1735.2	581735	L= 1.670
2.2 dCi	84	08/00→02/06	➡	<input type="checkbox"/> ; → 08/03; Scheibenbremse	24.3727-1734.2	581734	L= 1.660
			➡	<input type="checkbox"/> ; → 08/03; Scheibenbremse	24.3727-1735.2	581735	L= 1.670
















	kw					! #		
NISSAN - CUBE (Z12) 09/07→								
 Bremsbackensatz, Feststellbremse								
1.5 dCi	78	03/10→			→ 03/11		03.0137-3012.2 653012	Ø 172 x 32 - HEB
1.5 dCi	81	03/10→						
1.6 16V	81	03/10→						
NISSAN - EVALIA Bus 07/10→								
 Radbremszylinder								
1.5 dci (M20, M20M, M20K, M20KK)	63	07/10→	→				24.3222-1735.3 020554	Ø 22,2 GG
1.5 dci (M20, M20M)	66	04/11→						
1.5 dci (M20, M20M)	81	04/11→						
1.6 16V (M20, M20M)	81	07/10→						
 Bremsbackensatz								
1.5 dci (M20, M20M, M20K, M20KK)	63	07/10→	→				03.0137-0513.2 650513	Ø 229 x 37
1.5 dci (M20, M20M)	66	04/11→						
1.5 dci (M20, M20M)	81	04/11→						
1.6 16V (M20, M20M)	81	07/10→						
 Bremsbackensatz, Feststellbremse								
e- (ME0)	80	07/14→	→				03.0137-3012.2 653012	Ø 172 x 32 - HEB
NISSAN - GT-R (R35) 12/07→								
 Bremsbackensatz, Feststellbremse								
NISMO V6	441 419	07/14→ 06/16→	→				03.0137-3041.2 653041	Ø 190 x 33 - HEB
V6	357	12/07→10/10	→	02/09→			03.0137-3041.2 653041	Ø 190 x 33 - HEB
V6	390	10/10→09/11	→	02/11→			03.0137-3041.2 653041	Ø 190 x 33 - HEB
V6	404	10/11→	→	02/12→			03.0137-3041.2 653041	Ø 190 x 33 - HEB
NISSAN - INTERSTAR Bus (X70) 04/02→								
 Seilzug, Feststellbremse								
dCi 100	73	11/03→	←	☒; → 06/10; Scheibenbremse		1	24.3727-0762.2 580762	L= 1.175
dCi 100	74	04/06→	→	☒; → 06/10; kurzer Radstand; Scheibenbremse		2	24.3727-1072.2 581072	L= 1.420
dCi 120	88	09/06→						
dCi 150	107	09/06→						
dCi 120	84	07/02→08/06	←	☒; Scheibenbremse		1	24.3727-0762.2 580762	L= 1.175
			→	☒; kurzer Radstand; Scheibenbremse		2	24.3727-1072.2 581072	L= 1.420
dCi 140	100	11/03→	←	☒; → 08/06; Scheibenbremse		1	24.3727-0762.2 580762	L= 1.175
dCi 90	66	07/02→	→	☒; → 08/06; kurzer Radstand; Scheibenbremse		2	24.3727-1072.2 581072	L= 1.420
dCi 80	60	04/02→08/06	←	☒; 07/02→; Scheibenbremse		1	24.3727-0762.2 580762	L= 1.175
			→	☒; 07/02→; kurzer Radstand; Scheibenbremse		2	24.3727-1072.2 581072	L= 1.420
NISSAN - INTERSTAR Kasten (X70) 04/02→								
 Seilzug, Feststellbremse								
dCi 100	73	11/03→	←	☒; → 06/10; Scheibenbremse		1	24.3727-0762.2 580762	L= 1.175
dCi 100	74	04/06→	→	☒; → 06/10; kurzer Radstand; Scheibenbremse		2	24.3727-1072.2 581072	L= 1.420
dCi 120	88	09/06→						
dCi 150	107	09/06→						
dCi 120	84	04/02→	←	☒; → 08/06; Scheibenbremse		1	24.3727-0762.2 580762	L= 1.175
dCi 140	100	11/03→	→	☒; → 08/06; kurzer Radstand; Scheibenbremse		2	24.3727-1072.2 581072	L= 1.420
dCi 90	66	07/02→						
dCi 80	60	04/02→08/06	←	☒; 07/02→; Scheibenbremse		1	24.3727-0762.2 580762	L= 1.175
			→	☒; 07/02→; kurzer Radstand; Scheibenbremse		2	24.3727-1072.2 581072	L= 1.420
NISSAN - INTERSTAR Pritsche/Fahrgestell 08/03→								
 Seilzug, Feststellbremse								
dCi 100	73	02/04→	←	☒; → 06/10; Scheibenbremse		1	24.3727-0762.2 580762	L= 1.175
			→	☒; → 06/10; kurzer Radstand; Scheibenbremse		2	24.3727-1072.2 581072	L= 1.420
dCi 120	84	08/03→	←	☒; → 08/06; Scheibenbremse		1	24.3727-0762.2 580762	L= 1.175
dCi 140	100	11/03→	→	☒; → 08/06; kurzer Radstand; Scheibenbremse		2	24.3727-1072.2 581072	L= 1.420
dCi 120	88	08/06→	←	☒; 09/06→ 06/10; Scheibenbremse		1	24.3727-0762.2 580762	L= 1.175
↓								



















	kw			 	! #		
NISSAN - INTERSTAR Pritsche/Fahrgestell 08/03→							
 Seilzug, Feststellbremse							
dCi 150	107	08/06→	➡	⬇; 09/06→ 06/10; kurzer Radstand; Scheibenbremse	2	24.3727-1072.2 581072	L= 1.420
NISSAN - JUKE (F15) 06/10→							
 Bremsbackensatz, Feststellbremse							
1.2 DIG-T	85	05/14→				03.0137-3012.2 653012	Ø 172 x 32 - HEB
1.5 dCi	81	06/10→					
1.6	69	01/13→					
1.6	86	06/10→					
1.6 DIG-T	140	06/10→					
1.6 DIG-T 4x4	140	06/10→					
1.6 DIG-T NISMO	147	03/13→07/14					
1.6 DIG-T NISMO 4x4	147	02/13→07/14					
1.6 DIG-T NISMO RS	160	08/14→					
1.6 DIG-T NISMO RS 4x4	157	08/14→					
1.6	83	07/18→	➡			03.0137-3012.2 653012	Ø 172 x 32 - HEB
NISSAN - KUBISTAR Kasten (X76) 08/03→							
 Radbremszylinder							
1.2	44	08/03→	➡	→ 08/05; für erhöhte Nutzlast		24.3222-1715.3 020433	BDX Ø 22,2 ALU
1.5 dCi	42	08/03→10/09	➡	→ 08/05; nicht für erhöhte Nutzlast		24.3222-1716.3 020434	BDX Ø 22,2 ALU
1.5 dCi	48	08/03→	➡				
1.5 dCi	60	08/03→	➡				
1.2 16V	55	04/06→	➡	→ 10/09; für erhöhte Nutzlast		24.3222-1715.3 020433	BDX Ø 22,2 ALU
1.6 16V	70	08/03→	➡	→ 10/09; nicht für erhöhte Nutzlast		24.3222-1716.3 020434	BDX Ø 22,2 ALU
1.5 dCi	45	08/05→	➡	09/05→ 10/09; für erhöhte Nutzlast		24.3222-1715.3 020433	BDX Ø 22,2 ALU
			➡	09/05→ 10/09; nicht für erhöhte Nutzlast		24.3222-1716.3 020434	BDX Ø 22,2 ALU
1.5 dCi 70	50	09/05→10/09	➡	für erhöhte Nutzlast		24.3222-1715.3 020433	BDX Ø 22,2 ALU
dCi 85	62	04/06→10/09	➡	nicht für erhöhte Nutzlast		24.3222-1716.3 020434	BDX Ø 22,2 ALU
Zubehörsatz, Bremsbacken							
1.2	44	08/03→	➡	→ 08/05; für erhöhte Nutzlast		03.0137-9228.2 669228	BDX
1.5 dCi	42	08/03→10/09	➡	→ 08/05; nicht für erhöhte Nutzlast		03.0137-9233.2 669233	
1.5 dCi	48	08/03→	➡				
1.5 dCi	60	08/03→	➡				
1.2 16V	55	04/06→	➡	→ 10/09; für erhöhte Nutzlast		03.0137-9228.2 669228	BDX
1.6 16V	70	08/03→	➡	→ 10/09; nicht für erhöhte Nutzlast		03.0137-9233.2 669233	
1.5 dCi	45	08/05→	➡	09/05→ 10/09; für erhöhte Nutzlast		03.0137-9228.2 669228	BDX
			➡	09/05→ 10/09; nicht für erhöhte Nutzlast		03.0137-9233.2 669233	
1.5 dCi 70	50	09/05→10/09	➡	für erhöhte Nutzlast		03.0137-9228.2 669228	BDX
dCi 85	62	04/06→10/09	➡	nicht für erhöhte Nutzlast		03.0137-9233.2 669233	
Bremstrommel							
1.2	44	08/03→	➡	→ 08/05; nicht für erhöhte Nutzlast		24.0220-3010.1 480081	Ø 203,0 x 50,5 / 204,5 - RLG / - ABS Ring
1.5 dCi	42	08/03→10/09	➡				
1.5 dCi	48	08/03→	➡				
1.5 dCi	60	08/03→	➡				
1.2 16V	55	04/06→	➡	→ 10/09; nicht für erhöhte Nutzlast		24.0220-3010.1 480081	Ø 203,0 x 50,5 / 204,5 - RLG / - ABS Ring
1.6 16V	70	08/03→	➡				
1.5 dCi	45	08/05→	➡	09/05→ 10/09; nicht für erhöhte Nutzlast		24.0220-3010.1 480081	Ø 203,0 x 50,5 / 204,5 - RLG / - ABS Ring
1.5 dCi 70	50	09/05→10/09	➡	nicht für erhöhte Nutzlast		24.0220-3010.1 480081	Ø 203,0 x 50,5 / 204,5 - RLG / - ABS Ring
dCi 85	62	04/06→10/09	➡				
Bremsbackensatz							
1.2	44	08/03→	➡	→ 08/05; nicht für erhöhte Nutzlast		03.0137-0350.2 650350	Ø 203 x 39 + HEB
1.5 dCi	42	08/03→10/09	➡			03.0520-5722.3 695722	BDX Ø 203 x 39 Ø 22,2 + RZ / + Zub TopKit
1.5 dCi	48	08/03→	➡				
1.5 dCi	60	08/03→	➡	→ 08/05; für erhöhte Nutzlast		03.0137-0351.2 650351	BDX Ø 229 x 42 + HEB
			➡			03.0520-5622.3 695622	BDX Ø 229 x 42 Ø 22,2 + RZ / + Zub TopKit
1.2 16V	55	04/06→	➡	→ 10/09; nicht für erhöhte Nutzlast		03.0137-0350.2 650350	Ø 203 x 39 + HEB
1.6 16V	70	08/03→	➡			03.0520-5722.3 695722	BDX Ø 203 x 39 Ø 22,2 + RZ / + Zub TopKit
			➡	→ 10/09; für erhöhte Nutzlast		03.0137-0351.2 650351	BDX Ø 229 x 42 + HEB
			➡			03.0520-5622.3 695622	BDX Ø 229 x 42 Ø 22,2 + RZ / + Zub TopKit
↓							


















	kw					! #		
NISSAN - KUBISTAR Kasten (X76) 08/03→								
 Bremsbackensatz								
1.5 dCi	45	08/05→	➔	09/05→ 10/09; nicht für erhöhte Nutzlast		03.0137-0350.2 650350 03.0520-5722.3 695722	Ø 203 x 39 + HEB BDX Ø 203 x 39 Ø 22,2 + RZ / + Zub TopKit	
			➔	09/05→ 10/09; für erhöhte Nutzlast		03.0137-0351.2 650351 03.0520-5622.3 695622	BDX Ø 229 x 42 + HEB BDX Ø 229 x 42 Ø 22,2 + RZ / + Zub TopKit	
1.5 dCi 70 dCi 85	50 62	09/05→10/09 04/06→10/09	➔	nicht für erhöhte Nutzlast		03.0137-0350.2 650350 03.0520-5722.3 695722	Ø 203 x 39 + HEB BDX Ø 203 x 39 Ø 22,2 + RZ / + Zub TopKit	
			➔	für erhöhte Nutzlast		03.0137-0351.2 650351 03.0520-5622.3 695622	BDX Ø 229 x 42 + HEB BDX Ø 229 x 42 Ø 22,2 + RZ / + Zub TopKit	
 Seilzug, Feststellbremse								
1.2 1.5 dCi	44 42	08/03→ 08/03→10/09	➔	<input type="checkbox"/> ; → 08/05; Trommelbremse		24.3727-1041.2 581041	L= 1.423	
1.5 dCi	48	08/03→	➔	<input type="checkbox"/> ; → 08/05; Trommelbremse		24.3727-1042.2 581042	L= 1.421	
1.5 dCi	60	08/03→	➔					
1.2 16V 1.6 16V	55 70	04/06→ 08/03→	➔	<input type="checkbox"/> ; → 10/09; Trommelbremse		24.3727-1041.2 581041	L= 1.423	
			➔	<input type="checkbox"/> ; → 10/09; Trommelbremse		24.3727-1042.2 581042	L= 1.421	
1.5 dCi	45	08/05→	➔	<input type="checkbox"/> ; 09/05→ 10/09; Trommelbremse		24.3727-1041.2 581041	L= 1.423	
			➔	<input type="checkbox"/> ; 09/05→ 10/09; Trommelbremse		24.3727-1042.2 581042	L= 1.421	
1.5 dCi 70 dCi 85	50 62	09/05→10/09 04/06→10/09	➔	<input type="checkbox"/> ; Trommelbremse		24.3727-1041.2 581041	L= 1.423	
			➔	<input type="checkbox"/> ; Trommelbremse		24.3727-1042.2 581042	L= 1.421	
NISSAN - LEAF (ZE0) 11/10→								
 Bremsbackensatz, Feststellbremse								
Electric	80	11/10→				03.0137-3012.2 653012	Ø 172 x 32 - HEB	
NISSAN - LEAF (ZE1_) 08/17→								
 Bremsbackensatz, Feststellbremse								
Electric Electric	110 160	08/17→ 01/19→	➔			03.0137-3012.2 653012	Ø 172 x 32 - HEB	
NISSAN - MICRA II (K11) 01/92→12/07								
 Radbremszylinder								
1.0 i 16V 1.3 i 16V	40 55	08/92→09/00 08/92→09/00	➔	→ 08/00; - ABS		24.3217-1708.3 020414	Ø 17,78 GG	
1.0 i 16V 1.4 i 16V	44 60	09/00→02/03 09/00→02/03	➔	→ 12/02; - ABS		24.3217-1708.3 020414	Ø 17,78 GG	
1.5 D	42	02/98→02/03	➔	→ 12/02		24.3217-1708.3 020414	Ø 17,78 GG	
Zubehörsatz, Bremsbacken								
1.0 i 16V 1.3 i 16V	40 55	08/92→09/00 08/92→09/00	➔	02/98→ 08/00; - ABS		03.0137-9180.2 669180		
			➔	→ 01/98; - ABS		03.0137-9180.2 669180		
1.0 i 16V 1.4 i 16V	44 60	09/00→02/03 09/00→02/03	➔	→ 12/02; - ABS		03.0137-9180.2 669180		
1.5 D	42	02/98→02/03	➔	→ 12/02		03.0137-9180.2 669180		
 Bremstrommel								
1.0 i 16V 1.3 i 16V	40 55	08/92→09/00 08/92→09/00	➔	→ 08/00; - ABS; ohne Leichtmetallfelge		24.0218-0043.1 480165	Ø 180,0 x 32,8 / 181	
1.0 i 16V 1.4 i 16V	44 60	09/00→02/03 09/00→02/03	➔	→ 12/02; - ABS; ohne Leichtmetallfelge		24.0218-0043.1 480165	Ø 180,0 x 32,8 / 181	
1.5 D	42	02/98→02/03	➔	→ 12/02; ohne Leichtmetallfelge		24.0218-0043.1 480165	Ø 180,0 x 32,8 / 181	
 Bremsbackensatz								
1.0 i 16V 1.3 i 16V	40 55	08/92→09/00 08/92→09/00	➔	→ 01/98; - ABS		03.0137-0275.2 650275 03.0420-3317.3 683317 03.0520-3317.3 693317	Ø 180 x 27 + HEB Ø 180 x 27 Ø 17,78 + RZ / + Zub Kit Ø 180 x 27 Ø 17,78 + RZ / + Zub TopKit	
			➔	02/98→ 08/00; - ABS		03.0137-0413.2 650413 03.0520-4217.3 694217	Ø 180 x 27 + HEB Ø 180 x 27 Ø 17,78 + RZ / + Zub TopKit	
1.0 i 16V ↓	44	09/00→02/03	➔	→ 12/02; - ABS		03.0137-0413.2 650413	Ø 180 x 27 + HEB	



















































	kw					! #		
NISSAN - MICRA II (K11) 01/92→12/07								
 Bremsbackensatz								
1.4 i 16V	60	09/00→02/03	➡	→ 12/02; - ABS		03.0520-4217.3	694217	Ø 180 x 27 Ø 17,78 + RZ / + Zub TopKit
1.5 D	42	02/98→02/03	➡	→ 12/02		03.0137-0413.2	650413	Ø 180 x 27 + HEB
						03.0520-4217.3	694217	Ø 180 x 27 Ø 17,78 + RZ / + Zub TopKit
 Seilzug, Feststellbremse								
1.0 i 16V	40	08/92→09/00	⬅	☒; → 08/00; - ABS; Trommelbremse		24.3727-1701.2	581701	L= 250
1.3 i 16V	55	08/92→09/00	⬅	☒; → 08/00; + ABS; Scheibenbremse		24.3727-1701.2	581701	L= 250
			➡	☒; → 08/00; - ABS; Trommelbremse		24.3727-1704.2	581704	L= 1.433
			➡	☒; → 08/00; - ABS; Trommelbremse		24.3727-1705.2	581705	L= 1.410
			➡	☒; → 08/00; + ABS; Scheibenbremse		24.3727-1714.2	581714	L= 1.310
			➡	☒; → 08/00; + ABS; Scheibenbremse		24.3727-1715.2	581715	L= 1.287
1.0 i 16V	44	09/00→02/03	⬅	☒; → 12/02; - ABS; Trommelbremse		24.3727-1701.2	581701	L= 250
1.4 i 16V	60	09/00→02/03	⬅	☒; → 12/02; + ABS; Scheibenbremse		24.3727-1701.2	581701	L= 250
			➡	☒; → 12/02; + ABS; Scheibenbremse		24.3727-1714.2	581714	L= 1.310
			➡	☒; → 12/02; + ABS; Scheibenbremse		24.3727-1715.2	581715	L= 1.287
1.5 D	42	02/98→02/03	⬅	☒; 09/00→ 12/02; Trommelbremse		24.3727-1701.2	581701	L= 250
			⬅	☒; → 08/00; Trommelbremse		24.3727-1701.2	581701	L= 250
			➡	☒; → 08/00; Trommelbremse		24.3727-1704.2	581704	L= 1.433
			➡	☒; → 08/00; Trommelbremse		24.3727-1705.2	581705	L= 1.410
NISSAN - MICRA III (K12) 03/02→06/10								
 Radbremszylinder								
1.0 16V	48	01/03→06/10	➡			24.3219-1755.3	020508	Ø 19,05 ALU
1.2 16V	48	01/03→06/10						
1.2 16V	59	01/03→06/10						
1.4 16V	65	01/03→06/10						
1.5 dCi	48	01/03→06/10						
1.5 dCi	50	06/05→06/10						
1.5 dCi	60	09/03→06/10						
1.5 dCi	63	06/05→06/10						
160 SR	81	05/05→06/10						
Zubehörsatz, Bremsbacken								
1.0 16V	48	01/03→06/10	➡			03.0137-9280.2	669280	
1.2 16V	48	01/03→06/10						
1.2 16V	59	01/03→06/10						
1.4 16V	65	01/03→06/10						
1.5 dCi	48	01/03→06/10						
1.5 dCi	50	06/05→06/10						
1.5 dCi	60	09/03→06/10						
1.5 dCi	63	06/05→06/10						
160 SR	81	05/05→06/10						
 Bremstrommel								
1.0 16V	48	01/03→06/10	➡			24.0220-3033.1	480195	Ø 203,3 x 50,5 / 204,5 - RLG / - ABS Ring
1.2 16V	48	01/03→06/10						
1.2 16V	59	01/03→06/10						
1.4 16V	65	01/03→06/10						
1.5 dCi	48	01/03→06/10						
1.5 dCi	50	06/05→06/10						
1.5 dCi	60	09/03→06/10						
1.5 dCi	63	06/05→06/10						
160 SR	81	05/05→06/10						
 Bremsbackensatz								
1.0 16V	48	01/03→06/10	➡			03.0137-0454.2	650454	AP Ø 203 x 38 + HEB
1.2 16V	48	01/03→06/10				03.0520-6419.3	696419	AP Ø 203 x 38 Ø 19,05 + RZ / + Zub TopKit
1.2 16V	59	01/03→06/10						
1.4 16V	65	01/03→06/10						
1.5 dCi	48	01/03→06/10						
1.5 dCi	50	06/05→06/10						
1.5 dCi	60	09/03→06/10						
1.5 dCi	63	06/05→06/10						
160 SR	81	05/05→06/10						
 Seilzug, Feststellbremse								
1.0 16V	48	01/03→06/10	⬅	☒; Trommelbremse		24.3727-1722.2	581722	L= 200
1.2 16V	48	01/03→06/10						
↓								













	kw			 	! #		
NISSAN - MICRA III (K12) 03/02→06/10							
 Seilzug, Feststellbremse							
1.2 16V	59	01/03→06/10	➔	☐; Trommelbremse		24.3727-1718.2 581718	L= 1.540
1.4 16V	65	01/03→06/10	➔	☐; Trommelbremse		24.3727-1719.2 581719	L= 1.604
1.5 dCi	48	01/03→06/10					
1.5 dCi	50	06/05→06/10					
1.5 dCi	60	09/03→06/10					
1.5 dCi	63	06/05→06/10					
160 SR	81	05/05→06/10					
NISSAN - MICRA IV (K13_) 05/10→							
 Radbremszylinder							
1.2	59	05/10→	➔			24.3219-1768.3 020561	Ø 19,05 ALU
1.2 DIG-S	72	03/11→					
Zubehörsatz, Bremsbacken							
1.2	59	05/10→	➔			03.0137-9274.2 669274	
1.2 DIG-S	72	03/11→					
 Bremsbackensatz							
1.2	59	05/10→	➔			03.0137-0510.2 650510	BOS Ø 203 x 39 + HEB
1.2 DIG-S	72	03/11→				03.0137-0536.2 650536	Ø 203 x 39 + HEB
						03.0520-8119.3 698119	BOS Ø 203 x 39 Ø 19,05 + RZ / + Zub TopKit
NISSAN - MICRA C+C III (K12) 08/05→							
 Radbremszylinder							
1.4 16V	65	08/05→	➔	→ 12/10		24.3219-1755.3 020508	Ø 19,05 ALU
1.6 160 SR	81	08/05→					
Zubehörsatz, Bremsbacken							
1.4 16V	65	08/05→	➔	→ 12/10		03.0137-9280.2 669280	
1.6 160 SR	81	08/05→					
 Bremstrommel							
1.4 16V	65	08/05→	➔	→ 12/10		24.0220-3033.1 480195	Ø 203,3 x 50,5 / 204,5 - RLG / - ABS Ring
1.6 160 SR	81	08/05→					
 Bremsbackensatz							
1.4 16V	65	08/05→	➔	→ 12/10		03.0137-0454.2 650454	AP Ø 203 x 38 + HEB
1.6 160 SR	81	08/05→				03.0520-6419.3 696419	AP Ø 203 x 38 Ø 19,05 + RZ / + Zub TopKit
 Seilzug, Feststellbremse							
1.4 16V	65	08/05→	➔	☐; → 12/10; Trommelbremse		24.3727-1722.2 581722	L= 200
1.6 160 SR	81	08/05→		☐; → 12/10; Trommelbremse		24.3727-1718.2 581718	L= 1.540
				☐; → 12/10; Trommelbremse		24.3727-1719.2 581719	L= 1.604
NISSAN - MURANO I (Z50) 08/03→09/08							
 Bremsbackensatz, Feststellbremse							
3.5 4x4	172	08/03→09/08		→ 06/08		03.0137-3041.2 653041	Ø 190 x 33 - HEB
NISSAN - MURANO II (Z51) 10/07→09/14							
 Bremsbackensatz, Feststellbremse							
2.5 dCi 4x4	140	01/10→09/14	➔			03.0137-3041.2 653041	Ø 190 x 33 - HEB
3.5 4x4	188	10/08→09/14					
NISSAN - NAVARA (D22_) 01/97→							
 Radbremszylinder							
2.5 D 4x4	98	11/01→	➔	→ 04/05		24.3222-1743.3 020575	Ø 22,2 GG
Zubehörsatz, Bremsbacken							
2.5 D 4x4	98	11/01→	➔	→ 04/05		03.0137-9290.2 669290	
 Bremsbackensatz							
2.5 D 4x4	98	11/01→	➔	→ 04/05		03.0137-0319.2 650319	Ø 295 x 52
















	kw					! #		
NISSAN - NAVARA Pick-up (D23) 07/14→								
 Bremsbackensatz								
2.3 dCi (D231)	120	01/15→	➔	10/15→			03.0137-0519.2 650519	Ø 294 x 56 - HEB
2.3 dCi 4x4 (D231)	120	01/15→						
2.3 dCi 4x4 (D231)	140	10/15→	➔				03.0137-0519.2 650519	Ø 294 x 56 - HEB
NISSAN - NOTE (E11, NE11) 01/05→08/13								
 Radbremszylinder								
1.4	65	03/06→06/12	➔				24.3219-1755.3 020508	Ø 19,05 ALU
1.5 dCi	50	03/06→06/12						
1.5 dCi	63	03/06→06/12						
1.5 dCi	66	09/10→06/12						
1.5 dCi	76	07/08→06/12						
1.6	81	03/06→06/12						
Zubehörsatz, Bremsbacken								
1.4	65	03/06→06/12	➔				03.0137-9280.2 669280	
1.5 dCi	50	03/06→06/12						
1.5 dCi	63	03/06→06/12						
1.5 dCi	66	09/10→06/12						
1.5 dCi	76	07/08→06/12						
1.6	81	03/06→06/12						
 Bremstrommel								
1.4	65	03/06→06/12	➔				24.0220-3033.1 480195	Ø 203,3 x 50,5 / 204,5 - RLG / - ABS Ring
1.5 dCi	50	03/06→06/12						
1.5 dCi	63	03/06→06/12						
1.5 dCi	66	09/10→06/12						
1.5 dCi	76	07/08→06/12						
1.6	81	03/06→06/12						
 Bremsbackensatz								
1.4	65	03/06→06/12	➔				03.0137-0454.2 650454	AP Ø 203 x 38 + HEB
1.5 dCi	50	03/06→06/12					03.0520-6419.3 696419	AP Ø 203 x 38 Ø 19,05 + RZ / + Zub TopKit
1.5 dCi	63	03/06→06/12						
1.5 dCi	66	09/10→06/12						
1.5 dCi	76	07/08→06/12						
1.6	81	03/06→06/12						
 Seilzug, Feststellbremse								
1.4	65	03/06→06/12	←	☒; Trommelbremse			24.3727-1722.2 581722	L= 200
1.5 dCi	50	03/06→06/12						
1.5 dCi	63	03/06→06/12	➔	☐; Trommelbremse			24.3727-1744.2 581744	L= 1.706
1.5 dCi	66	09/10→06/12	➔					
1.5 dCi	76	07/08→06/12	➔	☒; Trommelbremse			24.3727-1745.2 581745	L= 1.770
1.6	81	03/06→06/12						
NISSAN - NOTE (E12) 09/12→								
 Radbremszylinder								
1.2	59	06/13→	➔				24.3219-1768.3 020561	Ø 19,05 ALU
1.2 DIG-S	72	06/13→						
1.5 dCi	66	06/13→						
Zubehörsatz, Bremsbacken								
1.2	59	06/13→	➔				03.0137-9274.2 669274	
1.2 DIG-S	72	06/13→						
1.5 dCi	66	06/13→						
 Bremsbackensatz								
1.2	59	06/13→	➔				03.0137-0536.2 650536	Ø 203 x 39 + HEB
1.2 DIG-S	72	06/13→					03.0520-8119.3 698119	BOS Ø 203 x 39 Ø 19,05 + RZ / + Zub TopKit
1.5 dCi	66	06/13→	➔				03.0137-0454.2 650454	AP Ø 203 x 38 + HEB
							03.0137-0536.2 650536	Ø 203 x 39 + HEB
							03.0520-8119.3 698119	BOS Ø 203 x 39 Ø 19,05 + RZ / + Zub TopKit
NISSAN - NP300 NAVARA (D40) 10/04→								
 Radbremszylinder								
2.5 dCi	106	07/05→	➔				24.3222-1702.3 020525	Ø 22,2 ALU
2.5 dCi	120	10/06→						
2.5 dCi 4WD	106	01/07→						
2.5 dCi 4WD	126	10/06→						
2.5 dCi 4WD	128	07/05→						
2.5 dCi 4WD (D40TT, D40T, D40M, D40BB)	140	12/09→						












	kw					! #		
NISSAN - NP300 NAVARA (D40) 10/04→								
 Radbremszylinder								
3.0 dCi 4WD	170	02/10→	➔			24.3222-1702.3	020525	Ø 22,2 ALU
 Bremsbackensatz								
2.5 dCi	106	07/05→	➔			03.0137-0519.2	650519	Ø 294 x 56 - HEB
2.5 dCi	120	10/06→						
2.5 dCi 4WD	106	01/07→						
2.5 dCi 4WD	126	10/06→						
2.5 dCi 4WD	128	07/05→						
2.5 dCi 4WD (D40TT, D40T, D40M, D40BB)	140	12/09→						
3.0 dCi 4WD	170	02/10→						
NISSAN - NP300 NAVARA Pritsche/Fahrgestell (D40) 08/08→								
 Radbremszylinder								
2.5 dCi	140	03/10→	➔			24.3222-1702.3	020525	Ø 22,2 ALU
3.0 dCi	170	03/10→						
2.5 dCi 4WD	106	08/08→	➔	10/08→		24.3222-1702.3	020525	Ø 22,2 ALU
 Bremsbackensatz								
2.5 dCi	140	03/10→	➔			03.0137-0519.2	650519	Ø 294 x 56 - HEB
3.0 dCi	170	03/10→						
2.5 dCi 4WD	106	08/08→	➔	10/08→		03.0137-0519.2	650519	Ø 294 x 56 - HEB
NISSAN - NP300 PICKUP (D22) 04/08→								
 Radbremszylinder								
2.5 dCi	98	04/08→	➔			24.3222-1702.3	020525	Ø 22,2 ALU
2.5 dCi 4x4	98	04/08→						
 Bremsbackensatz								
2.5 dCi	98	04/08→	➔			03.0137-0519.2	650519	Ø 294 x 56 - HEB
2.5 dCi 4x4	98	04/08→						
NISSAN - NV200 Kasten/Kombi 02/10→								
 Radbremszylinder								
1.5 dci (M20, M20M)	63	02/10→	➔			24.3222-1735.3	020554	Ø 22,2 GG
1.5 dci (M20, M20M)	66	04/11→						
1.5 dci (M20, M20M)	81	04/11→						
1.6 16V (M20, M20M)	81	02/10→						
 Bremsbackensatz								
1.5 dci (M20, M20M)	63	02/10→	➔			03.0137-0513.2	650513	Ø 229 x 37
1.5 dci (M20, M20M)	66	04/11→						
1.5 dci (M20, M20M)	81	04/11→						
1.6 16V (M20, M20M)	81	02/10→						
 Bremsbackensatz, Feststellbremse								
e-NV (ME0)	80	05/14→	➔			03.0137-3012.2	653012	Ø 172 x 32 - HEB
NISSAN - PATHFINDER II (R50) 09/95→07/05								
 Radbremszylinder								
2.7 TD 4WD	96	09/97→12/04	➔	03/98→ 10/00		24.3222-1747.3	020576	Ø 22,2 ALU
3.2 TD 4WD	110	09/97→12/04						
3.3	125	05/99→12/04	➔			24.3222-1747.3	020576	Ø 22,2 ALU
3.3 V6 4WD	110	03/98→10/00						
3.3 V6 4WD	125	09/97→12/04						
3.5 V6 4WD	162	11/00→12/04	➔	06/01→		24.3222-1743.3	020575	Ø 22,2 GG
			➔	→ 05/01		24.3222-1747.3	020576	Ø 22,2 ALU
Zubehörsatz, Bremsbacken								
2.7 TD 4WD	96	09/97→12/04	➔	03/98→ 10/00		03.0137-9290.2	669290	
3.2 TD 4WD	110	09/97→12/04						
3.3	125	05/99→12/04	➔			03.0137-9290.2	669290	
3.3 V6 4WD	110	03/98→10/00						
3.3 V6 4WD	125	09/97→12/04						
3.5 V6 4WD	162	11/00→12/04						
 Bremsbackensatz								
2.7 TD 4WD	96	09/97→12/04	➔	03/98→ 10/00		03.0137-0319.2	650319	Ø 295 x 52
3.2 TD 4WD	110	09/97→12/04						
3.3	125	05/99→12/04	➔			03.0137-0319.2	650319	Ø 295 x 52
3.3 V6 4WD	110	03/98→10/00						
↓								














	kw					! #		
NISSAN - PATHFINDER II (R50) 09/95→07/05								
 Bremsbackensatz								
3.3 V6 4WD	125	09/97→12/04	➔				03.0137-0319.2 650319	Ø 295 x 52
3.5 V6 4WD	162	11/00→12/04						
NISSAN - PATHFINDER III (R51) 01/05→								
 Bremsbackensatz, Feststellbremse								
2.5 dCi 4WD	120	01/05→	➔				03.0137-3042.2 653042	Ø 190 x 33 - HEB
2.5 dCi 4WD	126	10/06→						
2.5 dCi 4WD	128	03/05→						
2.5 dCi 4WD	140	08/10→						
3.0 dCi	170	08/10→						
4.0 4WD	198	09/05→						
NISSAN - PATHFINDER IV (R52) 09/12→								
 Bremsbackensatz, Feststellbremse								
3.5	190	10/13→					03.0137-3041.2 653041	Ø 190 x 33 - HEB
3.5 4WD	194	09/12→						
NISSAN - PATROL GR IV (Y60, GR) 01/86→02/98								
 Bremsbackensatz								
2.8 TD (Y60A)	85	09/88→06/97	➔	→ 09/91			03.0137-0297.2 650297	Ø 270 x 52
NISSAN - PICK UP (D21) 09/85→12/08								
Zubehörsatz, Bremsbacken								
2.4 i 12V 4WD	93	04/92→02/98	➔				03.0137-9290.2 669290	
 Bremsbackensatz								
2.4 i 12V 4WD	93	04/92→02/98	➔				03.0137-0319.2 650319	Ø 295 x 52
NISSAN - PICK UP (D22) 01/97→								
 Radbremszylinder								
2.4 i 4WD	88	02/98→04/05	➔	→ 10/01			24.3222-1747.3 020576	Ø 22,2 ALU
2.5 TD 4WD	76	05/98→04/05						
2.4 i 4WD	98	03/02→04/05	➔				24.3222-1743.3 020575	Ø 22,2 GG
Zubehörsatz, Bremsbacken								
2.4 i 4WD	88	02/98→04/05	➔	→ 10/01			03.0137-9290.2 669290	
2.5 TD 4WD	76	05/98→04/05						
2.4 i 4WD	98	03/02→04/05	➔				03.0137-9290.2 669290	
2.5 D	61	02/98→04/05	➔	→ 10/01			03.0137-9273.2 669273	
2.5 Di	98	03/02→12/10	➔	→ 04/05			03.0137-9273.2 669273	
 Bremsbackensatz								
2.4 i 4WD	88	02/98→04/05	➔	→ 10/01			03.0137-0319.2 650319	Ø 295 x 52
2.5 TD 4WD	76	05/98→04/05						
2.4 i 4WD	98	03/02→04/05	➔				03.0137-0319.2 650319	Ø 295 x 52
2.5 D	61	02/98→04/05	➔	→ 10/01			03.0137-0310.2 650310	Ø 260 x 52
2.5 Di	98	03/02→12/10	➔	→ 04/05			03.0137-0310.2 650310	Ø 260 x 52
NISSAN - PIXO (UA0) 03/09→								
 Radbremszylinder								
1.0	50	06/09→	➔	→ 04/13			24.3219-1765.3 020547	Ø 19,05 ALU
 Bremsbackensatz								
1.0	50	06/09→	➔	→ 04/13			03.0137-0503.2 650503	Ø 180 x 26 - HEB
NISSAN - PRIMASTAR Bus (X83) 03/01→								
 Seilzug, Feststellbremse								
2.0	86	04/06→	←	☒ / ☐; für Linkslenker; kurzer Radstand; Scheibenbremse	24.3727-0796.2 580796	Satz L= 1.245 L2= 498		
			←	☒ / ☐; für Linkslenker; langer Radstand; Scheibenbremse	24.3727-0797.2 580797	Satz L= 1.643 L2= 498		
			➔	☐; für Linkslenker; Scheibenbremse	24.3727-1068.2 581068	L= 1.503		
			➔	☐; für Linkslenker; Scheibenbremse	24.3727-1071.2 581071	L= 1.603		
2.0 dCi 115	88 84	03/01→ 09/08→	←	☒ / ☐; kurzer Radstand; Scheibenbremse	24.3727-0796.2 580796	Satz L= 1.245 L2= 498		
















	kw			 	! #		
NISSAN - PRIMASTAR Bus (X83) 03/01→							
 Seilzug, Feststellbremse							
dCi 120 dCi 150 dCi 90	84 107 66	09/06→ 09/06→ 09/06→	← → →	 /  ; langer Radstand; Scheibenbremse  ; Scheibenbremse  ; Scheibenbremse	24.3727-0797.2 24.3727-1068.2 24.3727-1071.2	580797 581068 581071	Satz L= 1.643 L2= 498 L= 1.503 L= 1.603
dCi 100 dCi 140 dCi 80	74 99 60	03/01→ 07/03→ 03/01→	← ← → →	 /  ; → 08/06; kurzer Radstand; Scheibenbremse  /  ; → 08/06; langer Radstand; Scheibenbremse  ; → 08/06; Scheibenbremse  ; → 08/06; Scheibenbremse	24.3727-0796.2 24.3727-0797.2 24.3727-1068.2 24.3727-1071.2	580796 580797 581068 581071	Satz L= 1.245 L2= 498 Satz L= 1.643 L2= 498 L= 1.503 L= 1.603
NISSAN - PRIMASTAR Kasten (X83) 09/02→							
 Seilzug, Feststellbremse							
1.9 dCi 100	74	09/02→	← ← → → → →	 /  ; → 08/06; Kasten/Kombi; kurzer Radstand; Scheibenbremse  /  ; → 08/06; Kasten/Kombi; langer Radstand  ; → 08/06; Kasten/Kombi; Scheibenbremse  ; → 08/06; Pritsche/Fahrgestell  ; → 08/06; Kasten/Kombi; Scheibenbremse  ; → 08/06; Pritsche/Fahrgestell	24.3727-0796.2 24.3727-0797.2 24.3727-1068.2 24.3727-1068.2 24.3727-1071.2 24.3727-1071.2	580796 580797 581068 581068 581071 581071	Satz L= 1.245 L2= 498 Satz L= 1.643 L2= 498 L= 1.503 L= 1.503 L= 1.603 L= 1.603
1.9 dCi 80 2.5 dCi 140	60 99	09/02→ 07/03→	← ← → →	 /  ; → 08/06; kurzer Radstand; Scheibenbremse  /  ; → 08/06; langer Radstand  ; → 08/06; Scheibenbremse  ; → 08/06; Scheibenbremse	24.3727-0796.2 24.3727-0797.2 24.3727-1068.2 24.3727-1071.2	580796 580797 581068 581071	Satz L= 1.245 L2= 498 Satz L= 1.643 L2= 498 L= 1.503 L= 1.603
2.0 2.0 dCi 115 2.0 dCi 90 2.5 dCi 115 2.5 dCi 150	88 84 66 84 107	02/03→ 09/06→ 09/06→ 09/08→ 09/06→	← ← → → →	 /  ; kurzer Radstand; Scheibenbremse  /  ; langer Radstand  ; Scheibenbremse  ; Scheibenbremse	24.3727-0796.2 24.3727-0797.2 24.3727-1068.2 24.3727-1071.2	580796 580797 581068 581071	Satz L= 1.245 L2= 498 Satz L= 1.643 L2= 498 L= 1.503 L= 1.603
NISSAN - PRIMERA (P10) 06/90→06/96							
Zubehörsatz, Bremsbacken							
1.6	66	06/90→01/96	→	- ABS	03.0137-9181.2	669181	
2.0 D	55	01/91→01/96	→	→ 04/93	03.0137-9181.2	669181	
 Bremsbackensatz							
1.6	66	06/90→01/96	→	- ABS	03.0137-0276.2	650276	Ø 203 x 39
2.0 D	55	01/91→01/96	→	→ 04/93	03.0137-0276.2	650276	Ø 203 x 39
 Seilzug, Feststellbremse							
1.6	66	06/90→01/96	→ →	 ; 05/93→; + ABS; Scheibenbremse  ; 05/93→; + ABS; Scheibenbremse	24.3727-1708.2 24.3727-1709.2	581708 581709	L= 1.491 L= 1.516
2.0 16V 2.0 GT	85 110	06/90→01/96 06/90→01/96	→ →	 ; Scheibenbremse  ; Scheibenbremse	24.3727-1708.2 24.3727-1709.2	581708 581709	L= 1.491 L= 1.516
2.0 D	55	01/91→01/96	→ →	 ; 05/93→; Scheibenbremse  ; 05/93→; Scheibenbremse	24.3727-1708.2 24.3727-1709.2	581708 581709	L= 1.491 L= 1.516
2.0 i	92	01/95→06/96	→ →	 ; → 01/96; Scheibenbremse  ; → 01/96; Scheibenbremse	24.3727-1708.2 24.3727-1709.2	581708 581709	L= 1.491 L= 1.516
NISSAN - PRIMERA (P11) 06/96→12/01							
 Radbremszylinder							
1.6 16V 1.6 16V 1.6 16V 2.0 TD	66 73 78 66	09/96→12/01 09/96→10/00 06/96→12/01 09/96→12/01	→		24.3220-1718.3	020438	BDX Ø 20,64 GG
Zubehörsatz, Bremsbacken							
1.6 16V ↓	66	09/96→12/01	→		03.0137-9228.2	669228	BDX














	kw				! #		
NISSAN - PRIMERA (P11) 06/96→12/01							
Zubehörsatz, Bremsbacken							
1.6 16V	73	09/96→10/00	➔			03.0137-9228.2	669228 BDX
1.6 16V	78	06/96→12/01					
2.0 TD	66	09/96→12/01					
 Bremsbackensatz							
1.6 16V	66	09/96→12/01	➔			03.0137-0351.2	650351 BDX Ø 229 x 42 + HEB
1.6 16V	73	09/96→10/00				03.0520-7520.3	697520 BDX Ø 230 x 42 Ø 20,64
1.6 16V	78	06/96→12/01					+ RZ / + Zub TopKit
2.0 TD	66	09/96→12/01					
 Seilzug, Feststellbremse							
1.6 16V	66	09/96→12/01	➔	<input type="checkbox"/> Trommelbremse		24.3727-1713.2	581713 L= 1.620
1.6 16V	73	09/96→10/00					
1.6 16V	78	06/96→12/01					
2.0 TD	66	09/96→12/01					
1.8 16V	84	08/99→12/01	➔	<input type="checkbox"/> Scheibenbremse		24.3727-1730.2	581730 L= 1.657
2.0 16V	85	09/96→12/01					
2.0 16V	96	09/96→12/01	➔	<input type="checkbox"/> Scheibenbremse		24.3727-1731.2	581731 L= 1.632
2.0 16V	103	08/99→12/01					
2.0 16V	110	09/96→12/01					
NISSAN - PRIMERA (P12) 01/02→							
 Seilzug, Feststellbremse							
1.6	80	01/02→04/06	➔	<input type="checkbox"/> 03/02→; Scheibenbremse		24.3727-1723.2	581723 L= 236
			➔	<input type="checkbox"/> 03/02→; Scheibenbremse		24.3727-1728.2	581728 L= 1.778
			➔	<input type="checkbox"/> 03/02→; Scheibenbremse		24.3727-1729.2	581729 L= 1.778
1.8	85	03/02→10/08	➔	<input type="checkbox"/> Scheibenbremse		24.3727-1723.2	581723 L= 236
1.9 dCi	88	04/03→10/07	➔	<input type="checkbox"/> Scheibenbremse		24.3727-1728.2	581728 L= 1.778
2.0	103	03/02→10/08	➔	<input type="checkbox"/> Scheibenbremse		24.3727-1729.2	581729 L= 1.778
1.9 dCi	85	08/02→10/07	➔	<input type="checkbox"/> 04/03→; Scheibenbremse		24.3727-1723.2	581723 L= 236
			➔	<input type="checkbox"/> 04/03→; Scheibenbremse		24.3727-1728.2	581728 L= 1.778
			➔	<input type="checkbox"/> 04/03→; Scheibenbremse		24.3727-1729.2	581729 L= 1.778
2.2 dCi	102	04/03→	➔	<input type="checkbox"/> → 10/07; Scheibenbremse		24.3727-1723.2	581723 L= 236
			➔	<input type="checkbox"/> → 10/07; Scheibenbremse		24.3727-1728.2	581728 L= 1.778
			➔	<input type="checkbox"/> → 10/07; Scheibenbremse		24.3727-1729.2	581729 L= 1.778
2.2 Di	93	03/02→05/07	➔	<input type="checkbox"/> → 04/03; Scheibenbremse		24.3727-1723.2	581723 L= 236
			➔	<input type="checkbox"/> → 04/03; Scheibenbremse		24.3727-1728.2	581728 L= 1.778
			➔	<input type="checkbox"/> → 04/03; Scheibenbremse		24.3727-1729.2	581729 L= 1.778
NISSAN - PRIMERA Hatchback (P10) 06/90→06/96							
Zubehörsatz, Bremsbacken							
1.6	66	06/90→01/96	➔	- ABS		03.0137-9181.2	669181
2.0 D	55	01/91→01/96	➔	→ 04/93		03.0137-9181.2	669181
 Bremsbackensatz							
1.6	66	06/90→01/96	➔	- ABS		03.0137-0276.2	650276 Ø 203 x 39
2.0 D	55	01/91→01/96	➔	→ 04/93		03.0137-0276.2	650276 Ø 203 x 39
 Seilzug, Feststellbremse							
1.6	66	06/90→01/96	➔	<input type="checkbox"/> 05/93→; + ABS; Scheibenbremse		24.3727-1708.2	581708 L= 1.491
			➔	<input type="checkbox"/> 05/93→; + ABS; Scheibenbremse		24.3727-1709.2	581709 L= 1.516
2.0 16V	85	06/90→01/96	➔	<input type="checkbox"/> Scheibenbremse		24.3727-1708.2	581708 L= 1.491
			➔	<input type="checkbox"/> Scheibenbremse		24.3727-1709.2	581709 L= 1.516
2.0 D	55	01/91→01/96	➔	<input type="checkbox"/> 05/93→; Scheibenbremse		24.3727-1708.2	581708 L= 1.491
			➔	<input type="checkbox"/> 05/93→; Scheibenbremse		24.3727-1709.2	581709 L= 1.516
2.0 i	92	01/95→06/96	➔	<input type="checkbox"/> → 01/96; Scheibenbremse		24.3727-1708.2	581708 L= 1.491
			➔	<input type="checkbox"/> → 01/96; Scheibenbremse		24.3727-1709.2	581709 L= 1.516
NISSAN - PRIMERA Hatchback (P11) 06/96→07/02							
 Radbremszylinder							
1.6 16V	66	09/96→07/02	➔	→ 02/02		24.3220-1718.3	020438 BDX Ø 20,64 GG
1.6 16V	73	09/96→07/02					















	kw					! #		
NISSAN - PRIMERA Hatchback (P11) 06/96→07/02								
 Radbremszylinder								
1.6 16V 2.0 TD	78 66	09/00→07/02 09/96→07/02	➔	→ 02/02		24.3220-1718.3	020438	BDX Ø 20,64 GG
Zubehörsatz, Bremsbacken								
1.6 16V 1.6 16V 1.6 16V 2.0 TD	66 73 78 66	09/96→07/02 09/96→07/02 09/00→07/02 09/96→07/02	➔	→ 02/02		03.0137-9228.2	669228	BDX
 Bremsbackensatz								
1.6 16V 1.6 16V 1.6 16V 2.0 TD	66 73 78 66	09/96→07/02 09/96→07/02 09/00→07/02 09/96→07/02	➔	→ 02/02		03.0137-0351.2 03.0520-7520.3	650351 697520	BDX Ø 229 x 42 + HEB BDX Ø 230 x 42 Ø 20,64 + RZ / + Zub TopKit
 Seilzug, Feststellbremse								
1.6 16V 1.6 16V 1.6 16V 2.0 TD	66 73 78 66	09/96→07/02 09/96→07/02 09/00→07/02 09/96→07/02	➔	☐; → 02/02; Trommelbremse		24.3727-1713.2	581713	L= 1.620
1.8 16V 2.0 16V 2.0 16V 2.0 16V 2.0 16V	84 85 96 103 110	08/99→07/02 09/96→07/02 09/96→07/02 08/99→07/02 09/96→07/02	➔	☐; → 02/02; Scheibenbremse		24.3727-1730.2	581730	L= 1.657
			➔	☐; → 02/02; Scheibenbremse		24.3727-1731.2	581731	L= 1.632
NISSAN - PRIMERA Hatchback (P12) 01/02→								
 Seilzug, Feststellbremse								
1.6 1.8 1.9 dCi 2.0	80 85 88 103	07/02→04/06 07/02→10/08 04/03→10/07 07/02→10/08	➔	☐; Scheibenbremse		24.3727-1723.2	581723	L= 236
			➔	☐; Scheibenbremse		24.3727-1728.2	581728	L= 1.778
			➔	☐; Scheibenbremse		24.3727-1729.2	581729	L= 1.778
1.9 dCi	85	08/02→10/07	➔	☐; 04/03→; Scheibenbremse		24.3727-1723.2	581723	L= 236
			➔	☐; 04/03→; Scheibenbremse		24.3727-1728.2	581728	L= 1.778
			➔	☐; 04/03→; Scheibenbremse		24.3727-1729.2	581729	L= 1.778
2.2 dCi	102	04/03→	➔	☐; → 10/07; Scheibenbremse		24.3727-1723.2	581723	L= 236
			➔	☐; → 10/07; Scheibenbremse		24.3727-1728.2	581728	L= 1.778
			➔	☐; → 10/07; Scheibenbremse		24.3727-1729.2	581729	L= 1.778
2.2 Di	93	07/02→05/07	➔	☐; → 04/03; Scheibenbremse		24.3727-1723.2	581723	L= 236
			➔	☐; → 04/03; Scheibenbremse		24.3727-1728.2	581728	L= 1.778
			➔	☐; → 04/03; Scheibenbremse		24.3727-1729.2	581729	L= 1.778
NISSAN - PRIMERA Traveller (W10) 07/90→03/98								
 Radbremszylinder								
1.6 i 1.6 i	66 75	07/90→03/98 02/91→03/98	➔	- ABS		24.3220-1703.3	020391	Ø 20,64 GG
Zubehörsatz, Bremsbacken								
1.6 i 1.6 i	66 75	07/90→03/98 02/91→03/98	➔	- ABS		03.0137-9112.2	669112	
 Bremsbackensatz								
1.6 i 1.6 i	66 75	07/90→03/98 02/91→03/98	➔	- ABS		03.0137-0210.2	650210	Ø 229 x 41
 Seilzug, Feststellbremse								
1.6 i 1.6 i	66 75	07/90→03/98 02/91→03/98	➔	☐; + ABS; Scheibenbremse		24.3727-1701.2	581701	L= 250
			➔	☐; - ABS; Trommelbremse		24.3727-1701.2	581701	L= 250
2.0 i	85	07/90→03/98	➔	☐; → 12/95; Scheibenbremse		24.3727-1701.2	581701	L= 250
NISSAN - PRIMERA Traveller (WP11) 06/96→01/02								
 Seilzug, Feststellbremse								
1.6 16V 1.6 16V 1.8 16V 2.0 16V 2.0 16V 2.0 TD	66 73 84 96 103 66	04/98→12/01 04/98→12/01 08/99→12/01 04/98→12/01 08/99→12/01 04/98→12/01	➔	☐; → 03/01; Scheibenbremse		24.3727-1716.2	581716	L= 1.642
			➔	☐; → 03/01; Scheibenbremse		24.3727-1717.2	581717	L= 1.668
			➔	☐; 04/01→; Scheibenbremse		24.3727-1720.2	581720	L= 1.635
			➔	☐; 04/01→; Scheibenbremse		24.3727-1721.2	581721	L= 1.660
↓								













	kw					! #		
NISSAN - PRIMERA Traveller (WP11) 06/96→01/02								
 Seilzug, Feststellbremse								
2.0 16V	85	06/96→12/01	➡	<input type="checkbox"/>	04/98→03/01; Scheibenbremse	24.3727-1716.2	581716	L= 1.642
			➡	<input type="checkbox"/>	04/98→03/01; Scheibenbremse	24.3727-1717.2	581717	L= 1.668
			➡	<input type="checkbox"/>	04/01→; Scheibenbremse	24.3727-1720.2	581720	L= 1.635
			➡	<input type="checkbox"/>	04/01→; Scheibenbremse	24.3727-1721.2	581721	L= 1.660
NISSAN - PRIMERA Traveller (WP12) 01/02→								
 Seilzug, Feststellbremse								
1.6 Visia	80	01/02→04/06	⬅	<input type="checkbox"/>	03/02→; Scheibenbremse	24.3727-1723.2	581723	L= 236
			➡	<input type="checkbox"/>	03/02→; Scheibenbremse	24.3727-1728.2	581728	L= 1.778
			➡	<input type="checkbox"/>	03/02→; Scheibenbremse	24.3727-1729.2	581729	L= 1.778
1.8 2.2 Di	85 93	03/02→05/07 03/02→04/03	⬅	<input type="checkbox"/>	Scheibenbremse	24.3727-1723.2	581723	L= 236
			➡	<input type="checkbox"/>	Scheibenbremse	24.3727-1728.2	581728	L= 1.778
			➡	<input type="checkbox"/>	Scheibenbremse	24.3727-1729.2	581729	L= 1.778
1.9 dCi	85	08/02→10/07	⬅	<input type="checkbox"/>	04/03→; Scheibenbremse	24.3727-1723.2	581723	L= 236
			➡	<input type="checkbox"/>	04/03→; Scheibenbremse	24.3727-1728.2	581728	L= 1.778
			➡	<input type="checkbox"/>	04/03→; Scheibenbremse	24.3727-1729.2	581729	L= 1.778
1.9 dCi 2.2 dCi	88 102	04/03→ 04/03→	⬅	<input type="checkbox"/>	→ 10/07; Scheibenbremse	24.3727-1723.2	581723	L= 236
			➡	<input type="checkbox"/>	→ 10/07; Scheibenbremse	24.3727-1728.2	581728	L= 1.778
			➡	<input type="checkbox"/>	→ 10/07; Scheibenbremse	24.3727-1729.2	581729	L= 1.778
2.0	103	03/02→	⬅	<input type="checkbox"/>	→ 10/08; Scheibenbremse	24.3727-1723.2	581723	L= 236
			➡	<input type="checkbox"/>	→ 10/08; Scheibenbremse	24.3727-1728.2	581728	L= 1.778
			➡	<input type="checkbox"/>	→ 10/08; Scheibenbremse	24.3727-1729.2	581729	L= 1.778
NISSAN - QASHQAI / QASHQAI +2 I (J10, NJ10, JJ10E) 12/06→04/14								
 Bremsbackensatz, Feststellbremse								
1.5 dCi	76	07/08→12/13	➡			03.0137-3012.2	653012	Ø 172 x 32 - HEB
1.5 dCi	78	02/07→12/13						
1.6	84	02/07→12/13						
1.6	86	11/10→12/13						
1.6 dCi	96	10/11→12/13						
1.6 dCi Allrad	96	10/11→12/13						
2.0	104	02/07→12/13						
2.0 Allrad	104	02/07→12/13						
2.0 dCi	110	02/07→12/13						
2.0 dCi Allrad	110	02/07→12/13						
1.5 dCi	81	01/10→12/13	➡		11/10→	03.0137-3012.2	653012	Ø 172 x 32 - HEB
 Seilzug, Feststellbremse								
1.5 dCi	76	07/08→12/13	⬅	<input type="checkbox"/>	08/08→; Scheibenbremse	24.3727-1732.2	581732	L= 262
1.5 dCi	78	02/07→12/13	⬅	<input type="checkbox"/>	Scheibenbremse	24.3727-1732.2	581732	L= 262
1.6	84	02/07→12/13						
2.0	104	02/07→12/13	➡	<input type="checkbox"/>	kurzer Radstand; Scheibenbremse	24.3727-1738.2	581738	L= 1.703
2.0 Allrad	104	02/07→12/13	➡	<input type="checkbox"/>	kurzer Radstand; Scheibenbremse	24.3727-1739.2	581739	L= 1.705
2.0 dCi	110	02/07→12/13	➡	<input type="checkbox"/>	08/08→; langer Radstand; Scheibenbremse	24.3727-1740.2	581740	L= 1.833
2.0 dCi Allrad	110	02/07→12/13	➡	<input type="checkbox"/>	08/08→; langer Radstand; Scheibenbremse	24.3727-1741.2	581741	L= 1.835
1.5 dCi	81	01/10→12/13	⬅	<input type="checkbox"/>	11/10→; Scheibenbremse	24.3727-1732.2	581732	L= 262
			⬅	<input type="checkbox"/>	02/10→; Scheibenbremse	24.3727-1732.2	581732	L= 262
			➡	<input type="checkbox"/>	11/10→; kurzer Radstand; Scheibenbremse	24.3727-1738.2	581738	L= 1.703
			➡	<input type="checkbox"/>	11/10→; kurzer Radstand; Scheibenbremse	24.3727-1739.2	581739	L= 1.705
			➡	<input type="checkbox"/>	02/10→; langer Radstand; Scheibenbremse	24.3727-1740.2	581740	L= 1.833
			➡	<input type="checkbox"/>	02/10→; langer Radstand; Scheibenbremse	24.3727-1741.2	581741	L= 1.835
1.6	86	11/10→12/13	⬅	<input type="checkbox"/>	Scheibenbremse	24.3727-1732.2	581732	L= 262
1.6 dCi	96	10/11→12/13	➡	<input type="checkbox"/>	kurzer Radstand; Scheibenbremse	24.3727-1738.2	581738	L= 1.703
1.6 dCi Allrad	96	10/11→12/13	➡	<input type="checkbox"/>	kurzer Radstand; Scheibenbremse	24.3727-1739.2	581739	L= 1.705
			➡	<input type="checkbox"/>	langer Radstand; Scheibenbremse	24.3727-1740.2	581740	L= 1.833
			➡	<input type="checkbox"/>	langer Radstand; Scheibenbremse	24.3727-1741.2	581741	L= 1.835













	kw					! #		
NISSAN - QASHQAI II Geländewagen geschlossen (J11, J11_) 11/13→								
 Bremsbackensatz, Feststellbremse								
1.5 dCi	81	11/13→	→	→ 01/14		03.0137-3012.2	653012	Ø 172 x 32 - HEB
 Seilzug, Feststellbremse								
1.5 dCi	81	11/13→	←	☒; → 01/14; Scheibenbremse	24.3727-1732.2	581732	L= 262	
			→	☐; → 01/14; kurzer Radstand; Scheibenbremse	24.3727-1738.2	581738	L= 1.703	
			→	☒; → 01/14; kurzer Radstand; Scheibenbremse	24.3727-1739.2	581739	L= 1.705	
			→	☐; → 01/14; langer Radstand; Scheibenbremse	24.3727-1740.2	581740	L= 1.833	
			→	☒; → 01/14; langer Radstand; Scheibenbremse	24.3727-1741.2	581741	L= 1.835	
NISSAN - SERENA (C23) 06/91→09/01								
 Radbremszylinder								
1.6	71	02/93→09/01	→			24.3223-1709.3	020444	Ø 23,81 GG
2.0	93	11/92→09/01						
2.3 D	55	01/95→09/01						
2.0 D	49	11/92→09/01	→	→ 08/94		24.3223-1709.3	020444	Ø 23,81 GG
Zubehörsatz, Bremsbacken								
1.6	71	02/93→09/01	→	06/96→	03.0137-9169.2	669169		
			→	→ 09/95	03.0137-9169.2	669169		
			→	06/96→	03.0137-9169.2	669169		
			→	12/94→ 05/96	03.0137-9169.2	669169		
			→	10/95→ 05/96	03.0137-9169.2	669169		
2.0	93	11/92→09/01	→	→ 09/95	03.0137-9169.2	669169		
			→	06/96→	03.0137-9169.2	669169		
			→	10/95→ 05/96	03.0137-9169.2	669169		
2.0 D	49	11/92→09/01	→	→ 08/94	03.0137-9169.2	669169		
2.3 D	55	01/95→09/01	→	→ 09/95	03.0137-9169.2	669169		
			→	06/96→	03.0137-9169.2	669169		
			→	→ 05/96	03.0137-9169.2	669169		
			→	10/95→ 05/96	03.0137-9169.2	669169		
			→	06/96→	03.0137-9169.2	669169		
 Bremstrommel								
1.6	71	02/93→09/01	→			24.0225-4012.1	480153	Ø 254,0 x 67 / 255,5
2.0	93	11/92→09/01						
2.3 D	55	01/95→09/01						
2.0 D	49	11/92→09/01	→	→ 08/94		24.0225-4012.1	480153	Ø 254,0 x 67 / 255,5
 Bremsbackensatz								
1.6	71	02/93→09/01	→	→ 09/95	03.0137-0269.2	650269	Ø 254 x 57 + HEB	
			→	06/96→	03.0137-0361.2	650361	Ø 254 x 57 + HEB	
			→	12/94→ 05/96	03.0137-0376.2	650376	Ø 254 x 58 + HEB	
2.0	93	11/92→09/01	→	→ 09/95	03.0137-0269.2	650269	Ø 254 x 57 + HEB	
			→	06/96→	03.0137-0361.2	650361	Ø 254 x 57 + HEB	
2.0 D	49	11/92→09/01	→	→ 08/94	03.0137-0269.2	650269	Ø 254 x 57 + HEB	
2.3 D	55	01/95→09/01	→	→ 09/95	03.0137-0269.2	650269	Ø 254 x 57 + HEB	
			→	06/96→	03.0137-0361.2	650361	Ø 254 x 57 + HEB	
			→	→ 05/96	03.0137-0376.2	650376	Ø 254 x 58 + HEB	
 Seilzug, Feststellbremse								
1.6	71	02/93→09/01	→	☒; 06/94→; Trommelbremse	24.3727-1726.2	581726	L= 1.608	
			→	☐; 06/94→; Trommelbremse	24.3727-1727.2	581727	L= 1.234	
2.0 D	49	11/92→09/01	→	☒; 06/94→ 08/94; Trommelbremse	24.3727-1726.2	581726	L= 1.608	
			→	☐; 06/94→ 08/94; Trommelbremse	24.3727-1727.2	581727	L= 1.234	
2.3 D	55	01/95→09/01	→	☒; Trommelbremse	24.3727-1726.2	581726	L= 1.608	
			→	☐; Trommelbremse	24.3727-1727.2	581727	L= 1.234	














	kw					! #		
NISSAN - SUNNY III Kasten (Y10) 11/90→03/00								
Zubehörsatz, Bremsbacken								
1.6 i 16V 1.7 D	66 40	10/92→03/00 11/90→03/00	➔				03.0137-9112.2 669112	
 Bremsbackensatz								
1.6 i 16V 1.7 D	66 40	10/92→03/00 11/90→03/00	➔				03.0137-0210.2 650210	Ø 229 x 41
 Seilzug, Feststellbremse								
1.6 i 16V 1.7 D	66 40	10/92→03/00 11/90→03/00	➔	 ; Trommelbremse			24.3727-1701.2 581701	L= 250
NISSAN - SUNNY III Traveller (Y10) 11/90→03/00								
Zubehörsatz, Bremsbacken								
1.6 i 1.6 i 16V 4x4 2.0 D	66 75 55	06/91→03/00 10/92→03/00 06/91→03/00	➔				03.0137-9112.2 669112	
 Bremsbackensatz								
1.6 i 1.6 i 16V 4x4 2.0 D	66 75 55	06/91→03/00 10/92→03/00 06/91→03/00	➔				03.0137-0210.2 650210	Ø 229 x 41
 Seilzug, Feststellbremse								
1.6 i 1.6 i 16V 4x4 2.0 D	66 75 55	06/91→03/00 10/92→03/00 06/91→03/00	➔	 ; Trommelbremse			24.3727-1701.2 581701	L= 250
NISSAN - TERRANO I (WD21) 07/86→02/96								
Zubehörsatz, Bremsbacken								
2.7 TD 4WD	73	02/89→02/96	➔	→ 10/93			03.0137-9273.2 669273	
 Bremsbackensatz								
2.7 TD 4WD	73	02/89→02/96	➔	→ 10/93			03.0137-0310.2 650310	Ø 260 x 52
NISSAN - TERRANO II (R20) 10/92→09/07								
 Radbremszylinder								
2.4 4WD	85	05/96→01/02	➔	10/99→; + ABS; Türenanzahl: 2			24.3220-1121.3 020343	Ø 20,64 GG
			➔	10/99→; Türenanzahl: 2; - ABS			24.3222-1124.3 020344	Ø 22,2 GG
			➔	10/99→; + ABS; Türenanzahl: 4			24.3222-1124.3 020344	Ø 22,2 GG
			➔	10/99→; Türenanzahl: 4; - ABS			24.3223-1706.3 020479	Ø 23,81 GG
			➔	→ 09/99; Türenanzahl: 2			24.3223-1709.3 020444	Ø 23,81 GG
			➔	→ 09/99; Türenanzahl: 4			24.3225-1703.3 020481	Ø 25,4 GG
2.4 4WD	87	05/96→09/07	➔	10/99→ 01/02; + ABS; Türenanzahl: 2			24.3220-1121.3 020343	Ø 20,64 GG
			➔	10/99→ 01/02; Türenanzahl: 2; - ABS			24.3222-1124.3 020344	Ø 22,2 GG
			➔	10/99→ 01/02; + ABS; Türenanzahl: 4			24.3222-1124.3 020344	Ø 22,2 GG
			➔	10/99→ 01/02; Türenanzahl: 4; - ABS			24.3223-1706.3 020479	Ø 23,81 GG
			➔	02/02→ 11/05; Türenanzahl: 4			24.3223-1706.3 020479	Ø 23,81 GG
			➔	→ 09/99; Türenanzahl: 2			24.3223-1709.3 020444	Ø 23,81 GG
			➔	→ 09/99; Türenanzahl: 4			24.3225-1703.3 020481	Ø 25,4 GG
2.4 i 12V 4WD	91	02/93→12/97	➔	→ 04/96; Türenanzahl: 2			24.3222-1717.3 020443	Ø 22,2 GG
			➔	→ 04/96; Türenanzahl: 4			24.3223-1709.3 020444	Ø 23,81 GG
2.7 TD 4WD	74	02/93→01/02	➔	10/99→; + ABS; Türenanzahl: 2			24.3220-1121.3 020343	Ø 20,64 GG
			➔	10/99→; + ABS; Türenanzahl: 4			24.3222-1124.3 020344	Ø 22,2 GG
			➔	10/99→; Türenanzahl: 2; - ABS			24.3222-1124.3 020344	Ø 22,2 GG
			➔	→ 04/96; Türenanzahl: 2			24.3222-1717.3 020443	Ø 22,2 GG
			➔	10/99→; Türenanzahl: 4; - ABS			24.3223-1706.3 020479	Ø 23,81 GG
			➔	→ 04/96; Türenanzahl: 4			24.3223-1709.3 020444	Ø 23,81 GG
			➔	05/96→ 09/99; Türenanzahl: 2			24.3223-1709.3 020444	Ø 23,81 GG
			➔	05/96→ 09/99; Türenanzahl: 4			24.3225-1703.3 020481	Ø 25,4 GG
2.7 TDi 4WD	92	05/96→09/07	➔	10/99→ 01/02; Vollautomatik; Türenanzahl: 2			24.3220-1121.3 020343	Ø 20,64 GG
			➔	10/99→ 01/02; + ABS; Schaltgetriebe; Türenanzahl: 2			24.3220-1121.3 020343	Ø 20,64 GG















	kw			 	! #		
NISSAN - TERRANO II (R20) 10/92→09/07							
 Radbremszylinder							
2.7 TDi 4WD	92	05/96→09/07	➡	10/99→ 01/02; - ABS; Vollautomatik; Türenanzahl: 4	24.3222-1124.3	020344	Ø 22,2 GG
			➡	10/99→ 01/02; Türenanzahl: 2; - ABS; Schaltgetriebe	24.3222-1124.3	020344	Ø 22,2 GG
			➡	02/02→ 11/05; Türenanzahl: 2	24.3222-1124.3	020344	Ø 22,2 GG
			➡	10/99→ 01/02; + ABS; Schaltgetriebe; Türenanzahl: 4	24.3222-1124.3	020344	Ø 22,2 GG
			➡	02/02→ 11/05; Türenanzahl: 4	24.3223-1706.3	020479	Ø 23,81 GG
			➡	10/99→ 01/02; Türenanzahl: 4; - ABS; Schaltgetriebe	24.3223-1706.3	020479	Ø 23,81 GG
			➡	→ 09/99; Türenanzahl: 2	24.3223-1709.3	020444	Ø 23,81 GG
			➡	→ 09/99; Türenanzahl: 4	24.3225-1703.3	020481	Ø 25,4 GG
3.0 Di 4WD	113	05/02→09/07	➡	→ 04/06; Türenanzahl: 2	24.3222-1124.3	020344	Ø 22,2 GG
			➡	→ 04/06; Türenanzahl: 4	24.3223-1706.3	020479	Ø 23,81 GG
Zubehörsatz, Bremsbacken							
2.4 4WD	85	05/96→01/02	➡	→ 09/99	03.0137-9169.2	669169	
2.7 TD 4WD	74	02/93→01/02	➡	10/99→	03.0137-9268.2	669268	
2.4 4WD	87	05/96→09/07	➡	→ 09/99	03.0137-9169.2	669169	
			➡	10/99→ 11/05	03.0137-9268.2	669268	
2.7 TDi 4WD	92	05/96→09/07	➡				
2.4 i 12V 4WD	91	02/93→12/97	➡	→ 04/96	03.0137-9169.2	669169	
3.0 Di 4WD	113	05/02→09/07	➡	→ 04/06	03.0137-9268.2	669268	
 Bremstrommel							
2.4 4WD	85	05/96→01/02	➡	→ 09/99	24.0225-4014.1	480155	Ø 254,0 x 65 / 255,5
2.4 4WD	87	05/96→09/07	➡				
2.7 TD 4WD	74	02/93→01/02	➡				
2.7 TDi 4WD	92	05/96→09/07	➡				
2.4 i 12V 4WD	91	02/93→12/97	➡	→ 04/96	24.0225-4014.1	480155	Ø 254,0 x 65 / 255,5
 Bremsbackensatz							
2.4 4WD	85	05/96→01/02	➡	→ 09/99	03.0137-0376.2	650376	Ø 254 x 58 + HEB
2.7 TD 4WD	74	02/93→01/02	➡	10/99→	03.0137-0469.2	650469	Ø 280 x 65 + HEB
2.4 4WD	87	05/96→09/07	➡	→ 09/99	03.0137-0376.2	650376	Ø 254 x 58 + HEB
			➡	10/99→ 11/05	03.0137-0469.2	650469	Ø 280 x 65 + HEB
2.7 TDi 4WD	92	05/96→09/07	➡				
2.4 i 12V 4WD	91	02/93→12/97	➡	→ 04/96	03.0137-0376.2	650376	Ø 254 x 58 + HEB
3.0 Di 4WD	113	05/02→09/07	➡	→ 04/06	03.0137-0469.2	650469	Ø 280 x 65 + HEB
NISSAN - URVAN Bus (E24) 06/86→05/97							
Zubehörsatz, Bremsbacken							
2.5 D	59	05/89→10/96	➡		03.0137-9273.2	669273	
 Bremsbackensatz							
2.5 D	59	05/89→10/96	➡		03.0137-0310.2	650310	Ø 260 x 52
NISSAN - URVAN Kasten (E24) 06/86→05/97							
Zubehörsatz, Bremsbacken							
2.0	64	05/87→05/97	➡		03.0137-9273.2	669273	
2.3 D	51	01/88→05/97	➡	→ 12/88	03.0137-9273.2	669273	
2.5 D	59	12/88→05/97	➡	01/89→	03.0137-9273.2	669273	
 Bremsbackensatz							
2.0	64	05/87→05/97	➡		03.0137-0310.2	650310	Ø 260 x 52
2.3 D	51	01/88→05/97	➡	→ 12/88	03.0137-0310.2	650310	Ø 260 x 52
2.5 D	59	12/88→05/97	➡	01/89→	03.0137-0310.2	650310	Ø 260 x 52
NISSAN - VANETTE CARGO Bus (HC 23) 04/94→05/01							
 Radbremszylinder							
1.6 i	72	01/96→05/01	➡		24.3223-1709.3	020444	Ø 23,81 GG
2.3 D	55	09/94→05/01	➡				







	kw			 	! #			
NISSAN - VANETTE CARGO Bus (HC 23) 04/94→05/01								
Zubehörsatz, Bremsbacken								
1.6 i	72	01/96→05/01	➡	06/96→		03.0137-9169.2	669169	
			➡	→ 05/96		03.0137-9169.2	669169	
			➡	06/96→		03.0137-9169.2	669169	
			➡	→ 05/96		03.0137-9169.2	669169	
2.3 D	55	09/94→05/01	➡	06/96→		03.0137-9169.2	669169	
			➡	→ 09/95		03.0137-9169.2	669169	
			➡	06/96→		03.0137-9169.2	669169	
			➡	12/94→ 05/96		03.0137-9169.2	669169	
			➡	10/95→ 05/96		03.0137-9169.2	669169	
 Bremstrommel								
1.6 i	72	01/96→05/01	➡			24.0225-4012.1	480153	Ø 254,0 x 67 / 255,5
2.3 D	55	09/94→05/01	➡					
 Bremsbackensatz								
1.6 i	72	01/96→05/01	➡	06/96→		03.0137-0361.2	650361	Ø 254 x 57 + HEB
			➡	→ 05/96		03.0137-0376.2	650376	Ø 254 x 58 + HEB
2.3 D	55	09/94→05/01	➡	→ 09/95		03.0137-0269.2	650269	Ø 254 x 57 + HEB
			➡	06/96→		03.0137-0361.2	650361	Ø 254 x 57 + HEB
			➡	12/94→ 05/96		03.0137-0376.2	650376	Ø 254 x 58 + HEB
 Seilzug, Feststellbremse								
1.6 i	72	01/96→05/01	➡	<input type="checkbox"/> ; Trommelbremse		24.3727-1726.2	581726	L= 1.608
2.3 D	55	09/94→05/01	➡	<input type="checkbox"/> ; Trommelbremse		24.3727-1727.2	581727	L= 1.234
NISSAN - VANETTE CARGO Kasten (HC 23) 09/94→05/02								
 Radbremszylinder								
1.6 i	71	09/94→05/01	➡			24.3223-1709.3	020444	Ø 23,81 GG
2.3 D	55	09/94→05/02	➡	→ 11/01		24.3223-1709.3	020444	Ø 23,81 GG
Zubehörsatz, Bremsbacken								
1.6 i	71	09/94→05/01	➡	06/96→		03.0137-9169.2	669169	
			➡	→ 09/95		03.0137-9169.2	669169	
			➡	06/96→		03.0137-9169.2	669169	
			➡	12/94→ 05/96		03.0137-9169.2	669169	
			➡	10/95→ 05/96		03.0137-9169.2	669169	
2.3 D	55	09/94→05/02	➡	→ 09/95		03.0137-9169.2	669169	
			➡	06/96→ 11/01		03.0137-9169.2	669169	
			➡	06/96→ 11/01		03.0137-9169.2	669169	
			➡	12/94→ 05/96		03.0137-9169.2	669169	
			➡	10/95→ 05/96		03.0137-9169.2	669169	
 Bremstrommel								
1.6 i	71	09/94→05/01	➡			24.0225-4012.1	480153	Ø 254,0 x 67 / 255,5
2.3 D	55	09/94→05/02	➡	→ 11/01		24.0225-4012.1	480153	Ø 254,0 x 67 / 255,5
 Bremsbackensatz								
1.6 i	71	09/94→05/01	➡	→ 09/95		03.0137-0269.2	650269	Ø 254 x 57 + HEB
			➡	06/96→		03.0137-0361.2	650361	Ø 254 x 57 + HEB
			➡	12/94→ 05/96		03.0137-0376.2	650376	Ø 254 x 58 + HEB
2.3 D	55	09/94→05/02	➡	→ 09/95		03.0137-0269.2	650269	Ø 254 x 57 + HEB
			➡	06/96→ 11/01		03.0137-0361.2	650361	Ø 254 x 57 + HEB
			➡	12/94→ 05/96		03.0137-0376.2	650376	Ø 254 x 58 + HEB
 Seilzug, Feststellbremse								
1.6 i	71	09/94→05/01	➡	<input type="checkbox"/> ; Trommelbremse		24.3727-1726.2	581726	L= 1.608
			➡	<input type="checkbox"/> ; Trommelbremse		24.3727-1727.2	581727	L= 1.234
↓								










	kw					! #		
NISSAN - VANETTE CARGO Kasten (HC 23) 09/94→05/02								
 Seilzug, Feststellbremse								
2.3 D	55	09/94→05/02	➡	☐; → 11/01; Trommelbremse		24.3727-1726.2	581726	L= 1.608
			➡	☐; → 11/01; Trommelbremse		24.3727-1727.2	581727	L= 1.234
NISSAN - X-TRAIL (T30) 01/01→12/13								
 Bremsbackensatz, Feststellbremse								
2.0	103	07/01→01/13	➡	→ 02/07		03.0137-0460.2	650460	Ø 172 x 22
2.0 4x4	103	07/01→01/13						
2.2 dCi	100	12/03→01/13						
2.2 dCi 4x4	100	06/01→12/08						
2.2 Di 4x4	84	07/01→10/05	➡	→ 09/03		03.0137-0460.2	650460	Ø 172 x 22
2.5 4x4	121	09/02→01/13	➡	01/03→ 02/07		03.0137-0460.2	650460	Ø 172 x 22
Zubehörsatz, Feststellbremsbacken								
2.0	103	07/01→01/13	➡	→ 02/07		03.0137-9293.2	669293	
2.0 4x4	103	07/01→01/13						
2.2 dCi	100	12/03→01/13						
2.2 dCi 4x4	100	06/01→12/08						
2.2 Di 4x4	84	07/01→10/05	➡	→ 09/03		03.0137-9293.2	669293	
2.5 4x4	121	09/02→01/13	➡	01/03→ 02/07		03.0137-9293.2	669293	
 Seilzug, Feststellbremse								
2.0	103	07/01→01/13	⬅	☒; → 02/07; Scheibenbremse		24.3727-1723.2	581723	L= 236
2.0 4x4	103	07/01→01/13						
2.2 dCi	100	12/03→01/13	➡	☐; → 02/07; Scheibenbremse		24.3727-1748.2	581748	L= 1.745
2.2 dCi 4x4	100	06/01→12/08	➡	☐; → 02/07; Scheibenbremse		24.3727-1749.2	581749	L= 1.733
2.2 Di 4x4	84	07/01→10/05	⬅	☒; → 09/03; Scheibenbremse		24.3727-1723.2	581723	L= 236
			➡	☐; → 09/03; Scheibenbremse		24.3727-1748.2	581748	L= 1.745
			➡	☐; → 09/03; Scheibenbremse		24.3727-1749.2	581749	L= 1.733
2.5 4x4	121	09/02→01/13	⬅	☒; 01/03→ 02/07; Scheibenbremse		24.3727-1723.2	581723	L= 236
			➡	☐; 01/03→ 02/07; Scheibenbremse		24.3727-1748.2	581748	L= 1.745
			➡	☐; 01/03→ 02/07; Scheibenbremse		24.3727-1749.2	581749	L= 1.733
NISSAN - X-TRAIL (T31) 03/07→07/14								
 Bremsbackensatz, Feststellbremse								
2.0	103	06/08→11/13	➡			03.0137-3012.2	653012	Ø 172 x 32 - HEB
2.0	104	06/07→11/13						
2.0 dCi	127	06/07→11/13						
2.0 dCi 4x4	110	06/07→11/13						
2.0 dCi FWD	110	06/07→11/13						
2.0 FWD	103	06/08→11/13						
2.0 FWD	104	03/07→11/13						
2.5 4x4	124	06/07→11/13						
OPEL - ADAM (M13) 10/12→								
 Radbremsszylinder								
1.0	66	07/14→	➡			24.3219-1755.3	020508	Ø 19,05 ALU
1.0	85	07/14→						
1.4 LPG	64	07/13→						
1.4 S	110	11/14→						
1.2	51	10/12→	➡	01/13→		24.3219-1755.3	020508	Ø 19,05 ALU
1.4	64	10/12→						
1.4	74	10/12→						
Zubehörsatz, Bremsbacken								
1.0	66	07/14→	➡	→ E6999999; Br.trommeldurchm.innen [Zoll]: 9		03.0137-9309.2	669309	AP
1.0	85	07/14→						
1.4 LPG	64	07/13→	➡	F6000001→; Br.trommeldurchm.innen [Zoll]: 9		03.0137-9309.2	669309	AP
1.4 S	110	11/14→	➡	→ E6999999; Br.trommeldurchm.innen [Zoll]: 8		03.0137-9310.2	669310	AP
			➡	F6000001→; Br.trommeldurchm.innen [Zoll]: 8		03.0137-9310.2	669310	AP
1.2	51	10/12→	➡	F6000001→; Br.trommeldurchm.innen [Zoll]: 9		03.0137-9309.2	669309	AP
1.4	64	10/12→						
1.4	74	10/12→	➡	01/13→; → E6999999; Br.trommeldurchm.innen [Zoll]: 9		03.0137-9309.2	669309	AP
			➡	F6000001→; Br.trommeldurchm.innen [Zoll]: 8		03.0137-9310.2	669310	AP
↓								












	kw					! #		
OPEL - ADAM (M13) 10/12→								
Zubehörsatz, Bremsbacken								
1.2 1.4 1.4	51 64 74	10/12→ 10/12→ 10/12→	➔	01/13→; → E6999999; Br.trommeldurchm.innen [Zoll]: 8			03.0137-9310.2 669310	AP
 Bremsbackensatz								
1.0 1.0 1.4 LPG 1.4 S	66 85 64 110	07/14→ 07/14→ 07/13→ 11/14→	➔	→ E6999999; Br.trommeldurchm.innen [Zoll]: 9			03.0137-0478.2 650478 03.0520-6819.3 696819	AP Ø 228 x 42 + HEB AP Ø 228 x 42 Ø 19,05 + RZ / + Zub TopKit
			➔	F6000001→; Br.trommeldurchm.innen [Zoll]: 9			03.0137-0478.2 650478	AP Ø 228 x 42 + HEB
			➔	→ E6999999; Br.trommeldurchm.innen [Zoll]: 8			03.0137-0479.2 650479	AP Ø 203 x 38 + HEB
			➔	F6000001→; Br.trommeldurchm.innen [Zoll]: 8			03.0137-0479.2 650479	AP Ø 203 x 38 + HEB
1.2 1.4 1.4	51 64 74	10/12→ 10/12→ 10/12→	➔	F6000001→; Br.trommeldurchm.innen [Zoll]: 9			03.0137-0478.2 650478	AP Ø 228 x 42 + HEB
			➔	01/13→; → E6999999; Br.trommeldurchm.innen [Zoll]: 9			03.0137-0478.2 650478 03.0520-6819.3 696819	AP Ø 228 x 42 + HEB AP Ø 228 x 42 Ø 19,05 + RZ / + Zub TopKit
			➔	F6000001→; Br.trommeldurchm.innen [Zoll]: 8			03.0137-0479.2 650479	AP Ø 203 x 38 + HEB
			➔	01/13→; → E6999999; Br.trommeldurchm.innen [Zoll]: 8			03.0137-0479.2 650479	AP Ø 203 x 38 + HEB
 Seilzug, Feststellbremse								
1.0 1.0 1.4 LPG 1.4 S	66 85 64 110	07/14→ 07/14→ 07/13→ 11/14→	➔	⚠; Br.trommeldurchm.außen [mm]: 203; Trommelbremse	1	24.3727-0799.2 580799		L= 1.335 L2= 1.335
			➔	⚠; Br.trommeldurchm.außen [mm]: 228; Trommelbremse	1	24.3727-3500.2 583500		L= 1.352 L2= 1.352
1.2 1.4 1.4	51 64 74	10/12→ 10/12→ 10/12→	➔	⚠; 01/13→; Br.trommeldurchm.außen [mm]: 203; Trommelbremse	1	24.3727-0799.2 580799		L= 1.335 L2= 1.335
			➔	⚠; 01/13→; Br.trommeldurchm.außen [mm]: 228; Trommelbremse	1	24.3727-3500.2 583500		L= 1.352 L2= 1.352
OPEL - AGILA (A) (H00) 09/00→12/07								
 Radbremszylinder								
1.0 (F68) 1.0 12V (F68) 1.2 16V (F68) 1.2 16V Twinport (F68) 1.3 CDTI (F68)	44 43 55 59 51	08/03→12/07 09/00→12/07 09/00→12/07 07/04→12/07 08/03→12/07	➔	→ 07/07			24.3215-1701.3 020493	Ø 15,87 ALU
Zubehörsatz, Bremsbacken								
1.0 (F68) 1.2 16V Twinport (F68) 1.3 CDTI (F68)	44 59 51	08/03→12/07 07/04→12/07 08/03→12/07	➔	→ 07/07			03.0137-9300.2 669300	
1.0 12V (F68) 1.2 16V (F68)	43 55	09/00→12/07 09/00→12/07	➔	→ 2G999999			03.0137-9286.2 669286	
			➔	3G0000001→; → 07/07			03.0137-9300.2 669300	
 Bremstrommel								
1.0 (F68) 1.2 16V Twinport (F68) 1.3 CDTI (F68)	44 59 51	08/03→12/07 07/04→12/07 08/03→12/07	➔	4G0000001→; → 07/07			24.0220-0045.1 480189	Ø 200,0 x 38 / 202 - RLG / - ABS Ring
1.0 12V (F68) 1.2 16V (F68)	43 55	09/00→12/07 09/00→12/07	➔	→ 2G999999			24.0218-0039.1 480160	Ø 180,0 x 34,5 / 182 - RLG / - ABS Ring
			➔	4G0000001→; → 07/07			24.0220-0045.1 480189	Ø 200,0 x 38 / 202 - RLG / - ABS Ring
 Bremsbackensatz								
1.0 (F68) 1.3 CDTI (F68)	44 51	08/03→12/07 08/03→12/07	➔	→ 07/07			03.0137-0465.2 650465 03.0520-1415.3 691415	Ø 200 x 29 + HEB Ø 200 x 29 Ø 15,87 + RZ / + Zub TopKit
1.0 12V (F68) 1.2 16V (F68)	43 55	09/00→12/07 09/00→12/07	➔	→ 2G999999			03.0137-0399.2 650399 03.0520-1315.3 691315	Ø 180 x 26 + HEB Ø 180 x 26 Ø 15,87 + RZ / + Zub TopKit
			➔	3G0000001→; → 07/07			03.0137-0465.2 650465 03.0520-1415.3 691415	Ø 200 x 29 + HEB Ø 200 x 29 Ø 15,87 + RZ / + Zub TopKit
1.2 16V Twinport (F68)	59	07/04→12/07	➔	→ 07/07			03.0137-0465.2 650465	Ø 200 x 29 + HEB














	kw					! #							
OPEL - AGILA (A) (H00) 09/00→12/07													
 Seilzug, Feststellbremse													
1.0 (F68)	44	08/03→12/07	➔	<input type="checkbox"/>	→ 07/07; Trommelbremse	24.3727-0777.2	580777	L= 1.536 + Zub					
1.2 16V Twinport (F68)	59	07/04→12/07	➔	<input type="checkbox"/>	→ 07/07; Trommelbremse	24.3727-0778.2	580778	L= 1.530 + Zub					
1.3 CDTI (F68)	51	08/03→12/07											
1.0 12V (F68)	43	09/00→12/07	➔	<input type="checkbox"/>	1G075422→ 2G999999; Trommelbremse	24.3727-0771.2	580771	L= 1.516 + Zub					
1.2 16V (F68)	55	09/00→12/07											
									<input type="checkbox"/>	→ 1G075421; Trommelbremse	24.3727-0771.2	580771	L= 1.516 + Zub
									<input type="checkbox"/>	1G075422→ 2G999999; Trommelbremse	24.3727-0772.2	580772	L= 1.498
									<input type="checkbox"/>	→ 1G075421; Trommelbremse	24.3727-0774.2	580774	L= 1.507 + Zub
									<input type="checkbox"/>	3G000001→; → 07/07; Trommelbremse	24.3727-0777.2	580777	L= 1.536 + Zub
									<input type="checkbox"/>	3G000001→; → 07/07; Trommelbremse	24.3727-0778.2	580778	L= 1.530 + Zub
OPEL - AGILA (B) (H08) 04/08→10/14													
 Radbremsszylinder													
1.0 (F68)	48	04/08→06/11	➔			24.3219-1756.3	020511	BOS Ø 19,05 ALU					
1.0 (F68)	50	07/11→07/14											
1.0 LPG (F68)	48	01/10→06/11											
1.2 (F68)	63	04/08→10/12											
1.2 (F68)	69	04/10→10/14											
1.2 LPG (F68)	63	04/08→10/10											
1.3 CDTI (F68)	55	04/08→04/10											
Zubehörsatz, Bremsbacken													
1.0 (F68)	48	04/08→06/11	➔			03.0137-9287.2	669287	BOS					
1.0 (F68)	50	07/11→07/14											
1.0 LPG (F68)	48	01/10→06/11											
1.2 (F68)	63	04/08→10/12											
1.2 (F68)	69	04/10→10/14											
1.2 LPG (F68)	63	04/08→10/10											
1.3 CDTI (F68)	55	04/08→04/10											
 Bremsbackensatz													
1.0 (F68)	48	04/08→06/11	➔			03.0137-0466.2	650466	BOS Ø 200 x 32 + HEB					
1.0 (F68)	50	07/11→07/14											
1.0 LPG (F68)	48	01/10→06/11											
1.2 (F68)	63	04/08→10/12											
1.2 (F68)	69	04/10→10/14											
1.2 LPG (F68)	63	04/08→10/10											
1.3 CDTI (F68)	55	04/08→04/10											
 Seilzug, Feststellbremse													
1.0 (F68)	48	04/08→06/11	➔	<input type="checkbox"/>	Trommelbremse	24.3727-0792.2	580792	L= 1.600					
1.0 (F68)	50	07/11→07/14											
1.0 LPG (F68)	48	01/10→06/11											
1.2 (F68)	63	04/08→10/12											
1.2 (F68)	69	04/10→10/14											
1.2 LPG (F68)	63	04/08→10/10											
1.3 CDTI (F68)	55	04/08→04/10											
OPEL - ANTARA (L07) 05/06→													
 Bremsbackensatz, Feststellbremse													
2.0 CDTI	93	03/07→12/11	➔			03.0137-3011.2	653011	Ø 188 x 26 - HEB					
2.0 CDTI	93	09/08→12/11											
2.0 CDTI	110	08/06→12/11											
2.0 CDTI	125	01/16→											
2.0 CDTI 4x4	110	07/06→12/11											
2.0 CDTI 4x4	125	01/16→											
2.2 CDTi	120	12/10→12/15											
2.2 CDTi 4x4	120	12/10→12/15											
2.2 CDTi 4x4	135	12/10→12/15											
2.4	103	09/08→12/11											
2.4	104	07/06→12/11											
2.4	123	12/10→											
2.4 4x4	103	08/06→12/11											
2.4 4x4	123	12/10→											
2.4 LPG	103	10/08→											
2.4 LPG 4x4	103	08/06→12/10											
3.2 V6	167	07/06→12/11											
3.0	190	11/10→12/15	➔	12/10→		03.0137-3011.2	653011	Ø 188 x 26 - HEB					
OPEL - ARENA Bus (A97) 01/97→12/01													
 Radbremsszylinder													
1.9 D (TF1G/M, THBJ/L)	44	01/97→12/01	➔		03/98→ 09/01; - ABS	24.3223-1106.3	020317	BDX Ø 23,81 GG					
↓													












	kw			 	! #		
OPEL - ARENA Bus (A97) 01/97→12/01							
 Radbremszylinder							
1.9 D (TF1G/M, THBJ/L)	44	01/97→12/01	➡	03/98→ 09/01; + ABS		24.3225-1601.3 020359	TRW Ø 25,4 GG
2.5 D (TF1G/M, THBG/M)	55	01/97→12/01	➡	03/98→ 09/01		24.3225-1601.3 020359	TRW Ø 25,4 GG
Zubehörsatz, Bremsbacken							
1.9 D (TF1G/M, THBJ/L)	44	01/97→12/01		03/98→ 03/01; - ABS		03.0137-9211.2 669211	BDX
				03/98→ 09/01; + ABS		03.0137-9216.2 669216	TRW
2.5 D (TF1G/M, THBG/M)	55	01/97→12/01		03/98→ 09/01		03.0137-9216.2 669216	TRW
 Bremstrommel							
1.9 D (TF1G/M, THBJ/L)	44	01/97→12/01	➡	03/98→ 09/01; + ABS		24.0225-4015.2 480178	Ø 254,0 x 70 / 254,8 - RLG / - ABS Ring / mit Radbefestigungsbolzen
2.5 D (TF1G/M, THBG/M)	55	01/97→12/01	➡	→ 09/01		24.0225-4015.2 480178	Ø 254,0 x 70 / 254,8 - RLG / - ABS Ring / mit Radbefestigungsbolzen
 Bremsbackensatz							
1.9 D (TF1G/M, THBJ/L)	44	01/97→12/01	➡	03/98→ 03/01; - ABS		03.0137-0153.2 650153	BDX Ø 255 x 46
			➡	03/98→ 09/01; + ABS		03.0137-0330.2 650330	TRW Ø 254 x 57 + HEB
						03.0520-0825.3 690825	TRW Ø 254 x 57 Ø 25,4 + RZ / + Zub TopKit
2.5 D (TF1G/M, THBG/M)	55	01/97→12/01	➡	03/98→ 09/01		03.0137-0330.2 650330	TRW Ø 254 x 57 + HEB
						03.0520-0825.3 690825	TRW Ø 254 x 57 Ø 25,4 + RZ / + Zub TopKit
OPEL - ARENA Combi (A97) 03/98→08/01							
 Radbremszylinder							
1.9 D	44	03/98→08/01	➡	- ABS		24.3223-1106.3 020317	BDX Ø 23,81 GG
			➡	+ ABS		24.3225-1601.3 020359	TRW Ø 25,4 GG
2.5 D	55	03/98→08/01	➡			24.3225-1601.3 020359	TRW Ø 25,4 GG
Zubehörsatz, Bremsbacken							
1.9 D	44	03/98→08/01		→ 03/01; - ABS		03.0137-9211.2 669211	BDX
				+ ABS		03.0137-9216.2 669216	TRW
2.5 D	55	03/98→08/01				03.0137-9216.2 669216	TRW
 Bremstrommel							
1.9 D	44	03/98→08/01	➡	+ ABS		24.0225-4015.2 480178	Ø 254,0 x 70 / 254,8 - RLG / - ABS Ring / mit Radbefestigungsbolzen
2.5 D	55	03/98→08/01	➡			24.0225-4015.2 480178	Ø 254,0 x 70 / 254,8 - RLG / - ABS Ring / mit Radbefestigungsbolzen
 Bremsbackensatz							
1.9 D	44	03/98→08/01	➡	→ 03/01; - ABS		03.0137-0153.2 650153	BDX Ø 255 x 46
			➡	+ ABS		03.0137-0330.2 650330	TRW Ø 254 x 57 + HEB
						03.0520-0825.3 690825	TRW Ø 254 x 57 Ø 25,4 + RZ / + Zub TopKit
2.5 D	55	03/98→08/01	➡			03.0137-0330.2 650330	TRW Ø 254 x 57 + HEB
						03.0520-0825.3 690825	TRW Ø 254 x 57 Ø 25,4 + RZ / + Zub TopKit
OPEL - ARENA Kasten (A97) 01/97→12/01							
 Radbremszylinder							
1.9 D (TF1J/L, THBJ/L)	44	01/97→12/01	➡	03/98→ 09/01; - ABS		24.3223-1106.3 020317	BDX Ø 23,81 GG
			➡	03/98→ 09/01; + ABS		24.3225-1601.3 020359	TRW Ø 25,4 GG
2.5 D (TF1G/M, THBG/M)	55	01/97→12/01	➡	03/98→ 09/01		24.3225-1601.3 020359	TRW Ø 25,4 GG
Zubehörsatz, Bremsbacken							
1.9 D (TF1J/L, THBJ/L)	44	01/97→12/01		03/98→ 03/01; - ABS		03.0137-9211.2 669211	BDX
				03/98→ 09/01; + ABS		03.0137-9216.2 669216	TRW
↓							










	kw				! #		
OPEL - ARENA Kasten (A97) 01/97→12/01							
Zubehörsatz, Bremsbacken							
2.5 D (TF1G/M, THBG/M)	55	01/97→12/01		03/98→ 09/01		03.0137-9216.2 669216	TRW
Bremstrommel							
1.9 D (TF1J/L, THBJ/L)	44	01/97→12/01	➡	03/98→ 09/01; + ABS		24.0225-4015.2 480178	Ø 254,0 x 70 / 254,8 - RLG / - ABS Ring / mit Radbefestigungsbolzen
2.5 D (TF1G/M, THBG/M)	55	01/97→12/01	➡	→ 09/01		24.0225-4015.2 480178	Ø 254,0 x 70 / 254,8 - RLG / - ABS Ring / mit Radbefestigungsbolzen
Bremsbackensatz							
1.9 D (TF1J/L, THBJ/L)	44	01/97→12/01	➡	03/98→ 03/01; - ABS		03.0137-0153.2 650153	BDX Ø 255 x 46
			➡	03/98→ 09/01; + ABS		03.0137-0330.2 650330 03.0520-0825.3 690825	TRW Ø 254 x 57 + HEB TRW Ø 254 x 57 Ø 25,4 + RZ / + Zub TopKit
2.5 D (TF1G/M, THBG/M)	55	01/97→12/01	➡	03/98→ 09/01		03.0137-0330.2 650330 03.0520-0825.3 690825	TRW Ø 254 x 57 + HEB TRW Ø 254 x 57 Ø 25,4 + RZ / + Zub TopKit
OPEL - ARENA Kasten (TB, TF) 03/98→08/01							
Radbremszylinder							
1.9 D	44	03/98→08/01	➡	- ABS		24.3223-1106.3 020317	BDX Ø 23,81 GG
			➡	+ ABS		24.3225-1601.3 020359	TRW Ø 25,4 GG
2.5 D	55	03/98→08/01	➡			24.3225-1601.3 020359	TRW Ø 25,4 GG
Zubehörsatz, Bremsbacken							
1.9 D	44	03/98→08/01		→ 03/01; - ABS		03.0137-9211.2 669211	BDX
				+ ABS		03.0137-9216.2 669216	TRW
2.5 D	55	03/98→08/01				03.0137-9216.2 669216	TRW
Bremstrommel							
1.9 D	44	03/98→08/01	➡	+ ABS		24.0225-4015.2 480178	Ø 254,0 x 70 / 254,8 - RLG / - ABS Ring / mit Radbefestigungsbolzen
2.5 D	55	03/98→08/01	➡			24.0225-4015.2 480178	Ø 254,0 x 70 / 254,8 - RLG / - ABS Ring / mit Radbefestigungsbolzen
Bremsbackensatz							
1.9 D	44	03/98→08/01	➡	→ 03/01; - ABS		03.0137-0153.2 650153	BDX Ø 255 x 46
			➡	+ ABS		03.0137-0330.2 650330 03.0520-0825.3 690825	TRW Ø 254 x 57 + HEB TRW Ø 254 x 57 Ø 25,4 + RZ / + Zub TopKit
2.5 D	55	03/98→08/01	➡			03.0137-0330.2 650330 03.0520-0825.3 690825	TRW Ø 254 x 57 + HEB TRW Ø 254 x 57 Ø 25,4 + RZ / + Zub TopKit
OPEL - ASTRA F (T92) 09/91→09/98							
Radbremszylinder							
1.4 i (F19, M19)	44	09/91→09/98	➡	10/91→; → R2500000		03.3217-3512.3 020032	Lucas Ø 17,46 GG
			➡	R2500001→		24.3219-1715.3 020122 24.3219-1767.3 020552	Ø 19,05 ALU Ø 19,05 GG
			➡	→ R2500000; nicht für Fahrzeuge mit verstärkter Bremsen		03.3217-3512.3 020032	Lucas Ø 17,46 GG
1.4 i 16V (F19, M19) 1.4 Si (F19, M19)	66 60	02/96→09/98 03/92→09/98	➡	→ R2500000; nicht für Fahrzeuge mit verstärkter Bremsen		03.3217-3512.3 020032	Lucas Ø 17,46 GG
			➡	für Fahrzeuge mit verstärkter Bremsen		24.3219-1715.3 020122 24.3219-1767.3 020552	Ø 19,05 ALU Ø 19,05 GG
			➡	R2500001→; nicht für Fahrzeuge mit verstärkter Bremsen		24.3219-1715.3 020122 24.3219-1767.3 020552	Ø 19,05 ALU Ø 19,05 GG
1.6 i (F19, M19) 1.6 i (F19, M19) 1.6 i 16V (F19, M19) 1.7 D (F19, M19) 1.7 TD (F19, M19) 1.7 TDS (F19, M19) 1.8 i (F19, M19) ↓	52 55 74 44 50 60 66	05/93→07/96 03/92→09/98 08/94→09/98 07/92→09/98 11/94→09/98 03/92→09/98 03/92→09/98	➡	→ R2500000		03.3217-3512.3 020032	Lucas Ø 17,46 GG
			➡	R2500001→		24.3219-1715.3 020122 24.3219-1767.3 020552	Ø 19,05 ALU Ø 19,05 GG
			➡	→ R2500000; nicht für Fahrzeuge mit verstärkter Bremsen		03.3217-3512.3 020032	Lucas Ø 17,46 GG
			➡	für Fahrzeuge mit verstärkter Bremsen		24.3219-1715.3 020122 24.3219-1767.3 020552	Ø 19,05 ALU Ø 19,05 GG
			➡	R2500001→; nicht für Fahrzeuge mit verstärkter Bremsen		24.3219-1715.3 020122 24.3219-1767.3 020552	Ø 19,05 ALU Ø 19,05 GG
			➡	→ R2500000		03.3217-3512.3 020032	Lucas Ø 17,46 GG










	kw				! #		
OPEL - ASTRA F (T92) 09/91→09/98							
 Radbremszylinder							
2.0 i (F19, M19)	85	03/92→09/98	➔	→ R2500000		03.3217-3512.3 020032	Lucas Ø 17,46 GG
			➔	R2500001→		24.3219-1715.3 020122	Ø 19,05 ALU
						24.3219-1767.3 020552	Ø 19,05 GG
1.8 i 16V (F19, M19)	85	11/94→09/98	➔			24.3219-1715.3 020122	Ø 19,05 ALU
1.8 i 16V (F19, M19)	85	09/95→08/97				24.3219-1767.3 020552	Ø 19,05 GG
Zubehörsatz, Bremsbacken							
1.4 i (F19, M19)	44	09/91→09/98	➔	10/91→; → SP999999		03.0137-9166.2 669166	
			➔	T2500001→		03.0137-9167.2 669167	
1.4 i 16V (F19, M19)	66	02/96→09/98	➔	→ SP999999; Schaltgetriebe		03.0137-9166.2 669166	
1.4 Si (F19, M19)	60	03/92→09/98					
1.6 i (F19, M19)	52	05/93→07/96	➔	T2500001→; Schaltgetriebe		03.0137-9167.2 669167	
1.6 i (F19, M19)	55	03/92→09/98	➔	Vollautomatik		03.0137-9167.2 669167	
1.7 D (F19, M19)	44	07/92→09/98					
1.6 i 16V (F19, M19)	74	08/94→09/98	➔			03.0137-9167.2 669167	
1.7 TD (F19, M19)	50	11/94→09/98					
1.7 TDS (F19, M19)	60	03/92→09/98					
1.8 i (F19, M19)	66	03/92→09/98					
1.8 i 16V (F19, M19)	85	11/94→09/98					
1.8 i 16V (F19, M19)	85	09/95→08/97					
2.0 i (F19, M19)	85	03/92→09/98					
 Bremstrommel							
1.4 i (F19, M19)	44	09/91→09/98	➔	10/91→		24.0220-0011.2 480016	Ø 200,0 x 37,4 / 201
1.4 i 16V (F19, M19)	66	02/96→09/98	➔	Vollautomatik		24.0220-0001.2 480013	Ø 200,0 x 53,5 / 201,3
1.4 Si (F19, M19)	60	03/92→09/98	➔	Schaltgetriebe; für Fahrzeuge mit verstärkter Bremse		24.0220-0001.2 480013	Ø 200,0 x 53,5 / 201,3
			➔	Schaltgetriebe; nicht für Fahrzeuge mit verstärkter Bremse		24.0220-0011.2 480016	Ø 200,0 x 37,4 / 201
1.6 i (F19, M19)	52	05/93→07/96	➔	Vollautomatik		24.0220-0001.2 480013	Ø 200,0 x 53,5 / 201,3
1.6 i (F19, M19)	55	03/92→09/98	➔	Schaltgetriebe		24.0220-0011.2 480016	Ø 200,0 x 37,4 / 201
1.6 i 16V (F19, M19)	74	08/94→09/98	➔			24.0220-0001.2 480013	Ø 200,0 x 53,5 / 201,3
1.7 TD (F19, M19)	50	11/94→09/98					
1.7 TDS (F19, M19)	60	03/92→09/98					
1.8 i (F19, M19)	66	03/92→09/98					
1.8 i 16V (F19, M19)	85	11/94→09/98					
1.8 i 16V (F19, M19)	85	09/95→08/97					
2.0 i (F19, M19)	85	03/92→09/98					
1.7 D (F19, M19)	44	07/92→09/98	➔	für Fahrzeuge mit verstärkter Bremse		24.0220-0001.2 480013	Ø 200,0 x 53,5 / 201,3
			➔	nicht für Fahrzeuge mit verstärkter Bremse		24.0220-0011.2 480016	Ø 200,0 x 37,4 / 201
 Bremsbackensatz							
1.4 i (F19, M19)	44	09/91→09/98	➔	10/91→; → SP999999		03.0137-0266.2 650266	Ø 200 x 29 + HEB
			➔	T2500001→		03.0137-0267.2 650267	Ø 200 x 46 + HEB
						03.0420-4019.3 684019	DEL Ø 200 x 46 Ø 19,05 + RZ / + Zub Kit
						03.0520-4019.3 694019	DEL Ø 200 x 46 Ø 19,05 + RZ / + Zub TopKit
			➔	R2500001→ SP999999		03.0420-1019.3 681019	TRW Ø 200 x 29 Ø 19,05 + RZ / + Zub Kit
						03.0520-1019.3 691019	TRW Ø 200 x 29 Ø 19,05 + RZ / + Zub TopKit
			➔	10/91→; → R2500000		03.0520-1917.3 691917	TRW Ø 200 x 29 Ø 17,46 + RZ / + Zub TopKit
1.4 i 16V (F19, M19)	66	02/96→09/98	➔	→ SP999999; Schaltgetriebe		03.0137-0266.2 650266	Ø 200 x 29 + HEB
1.4 Si (F19, M19)	60	03/92→09/98					
1.6 i (F19, M19)	52	05/93→07/96	➔	T2500001→; Schaltgetriebe		03.0137-0267.2 650267	Ø 200 x 46 + HEB
1.6 i (F19, M19)	55	03/92→09/98				03.0420-4019.3 684019	DEL Ø 200 x 46 Ø 19,05 + RZ / + Zub Kit
1.7 D (F19, M19)	44	07/92→09/98				03.0520-4019.3 694019	DEL Ø 200 x 46 Ø 19,05 + RZ / + Zub TopKit
			➔	Vollautomatik		03.0137-0267.2 650267	Ø 200 x 46 + HEB
						03.0420-4019.3 684019	DEL Ø 200 x 46 Ø 19,05 + RZ / + Zub Kit
						03.0520-4019.3 694019	DEL Ø 200 x 46 Ø 19,05 + RZ / + Zub TopKit
			➔	R2500001→ SP999999; Schaltgetriebe		03.0420-1019.3 681019	TRW Ø 200 x 29 Ø 19,05 + RZ / + Zub Kit












	kw			 	! #		
OPEL - ASTRA F (T92) 09/91→09/98							
 Bremsbackensatz							
1.4 i 16V (F19, M19)	66	02/96→09/98	➔	R2500001→ SP999999; Schaltgetriebe		03.0520-1019.3 691019	TRW Ø 200 x 29 Ø 19,05 + RZ / + Zub TopKit
1.4 Si (F19, M19)	60	03/92→09/98					
1.6 i (F19, M19)	52	05/93→07/96					
1.6 i (F19, M19)	55	03/92→09/98	➔	→ R2500000; Schaltgetriebe		03.0520-1917.3 691917	TRW Ø 200 x 29 Ø 17,46 + RZ / + Zub TopKit
1.7 D (F19, M19)	44	07/92→09/98					
1.6 i 16V (F19, M19)	74	08/94→09/98	➔			03.0137-0267.2 650267	Ø 200 x 46 + HEB
1.8 i 16V (F19, M19)	85	11/94→09/98				03.0420-4019.3 684019	DEL Ø 200 x 46 Ø 19,05 + RZ / + Zub Kit
1.8 i 16V (F19, M19)	85	09/95→08/97				03.0520-4019.3 694019	DEL Ø 200 x 46 Ø 19,05 + RZ / + Zub TopKit
1.7 TD (F19, M19)	50	11/94→09/98	➔			03.0137-0267.2 650267	Ø 200 x 46 + HEB
1.7 TDS (F19, M19)	60	03/92→09/98					
1.8 i (F19, M19)	66	03/92→09/98	➔	R2500001→		03.0420-4019.3 684019	DEL Ø 200 x 46 Ø 19,05 + RZ / + Zub Kit
2.0 i (F19, M19)	85	03/92→09/98				03.0520-4019.3 694019	DEL Ø 200 x 46 Ø 19,05 + RZ / + Zub TopKit
			➔	→ R2500000		03.0520-3717.3 693717	Ø 200 x 46 Ø 17,46 + RZ / + Zub TopKit
 Bremsbackensatz, Feststellbremse							
1.8 i 16V (F19, M19)	82	09/95→09/96	➔			03.0137-0172.2 650172	Ø 160 x 25
1.8 i 16V (F19, M19)	85	11/94→09/98					
1.8 i 16V (F19, M19)	85	09/95→08/97					
2.0 i 16V (F19, M19)	100	02/95→09/98					
Zubehörsatz, Feststellbremsbacken							
1.8 i 16V (F19, M19)	82	09/95→09/96	➔			03.0137-9243.2 669243	
1.8 i 16V (F19, M19)	85	11/94→09/98					
1.8 i 16V (F19, M19)	85	09/95→08/97					
2.0 i 16V (F19, M19)	100	02/95→09/98					
 Seilzug, Feststellbremse							
1.4 i (F19, M19)	44	09/91→09/98	➔	⚠; 10/91→; Trommelbremse	1	24.3727-0735.2 580735	L= 1.273 L2= 1.690 + Zub
1.4 i 16V (F19, M19)	66	02/96→09/98	➔	⚠; Trommelbremse	1	24.3727-0735.2 580735	L= 1.273 L2= 1.690 + Zub
1.6 i (F19, M19)	55	03/92→09/98					
1.6 i 16V (F19, M19)	74	08/94→09/98					
1.7 D (F19, M19)	44	07/92→09/98					
1.7 TD (F19, M19)	50	11/94→09/98					
1.7 TDS (F19, M19)	60	03/92→09/98					
1.8 i (F19, M19)	66	03/92→09/98					
2.0 i (F19, M19)	85	03/92→09/98					
1.8 i 16V (F19, M19)	82	09/95→09/96	➔	⚠; Trommelbremse	1	24.3727-0732.2 580732	L= 1.288 L2= 1.398 + Zub
1.8 i 16V (F19, M19)	85	11/94→09/98					
1.8 i 16V (F19, M19)	85	09/95→08/97	➔	⚠; Scheibenbremse	1	24.3727-0742.2 580742	L= 1.175 L2= 1.575 + Zub
2.0 i 16V (F19, M19)	100	02/95→09/98					
OPEL - ASTRA F Cabriolet (T92) 03/93→03/01							
 Radbremszylinder							
1.4 i 16V	66	01/96→03/01	➔	→ R2500000		03.3217-3512.3 020032	Lucas Ø 17,46 GG
1.4 Si	60	05/93→03/01				24.3219-1715.3 020122	Ø 19,05 ALU
1.6 i	55	01/96→03/01	➔	R2500001→		24.3219-1767.3 020552	Ø 19,05 GG
1.6 i	52	03/93→08/96	➔	05/93→; → R2500000		03.3217-3512.3 020032	Lucas Ø 17,46 GG
			➔	→ R2500000		03.3217-3512.3 020032	Lucas Ø 17,46 GG
			➔	R2500001→; → 07/96		24.3219-1715.3 020122	Ø 19,05 ALU
			➔	R2500001→		24.3219-1767.3 020552	Ø 19,05 GG
			➔	R2500001→		24.3219-1715.3 020122	Ø 19,05 ALU
			➔	R2500001→		24.3219-1767.3 020552	Ø 19,05 GG
1.8 i 16V	85	11/94→03/01	➔	→ R2500000		03.3217-3512.3 020032	Lucas Ø 17,46 GG
			➔			24.3219-1715.3 020122	Ø 19,05 ALU
			➔			24.3219-1767.3 020552	Ø 19,05 GG
			➔	R2500001→		24.3219-1715.3 020122	Ø 19,05 ALU
			➔			24.3219-1767.3 020552	Ø 19,05 GG
Zubehörsatz, Bremsbacken							
1.4 i 16V	66	01/96→03/01	➔			03.0137-9167.2 669167	
1.4 Si	60	05/93→03/01					
1.6 i	52	03/93→08/96					
1.6 i	55	01/96→03/01					
1.8 i 16V	85	11/94→03/01					














	kw					! #		
OPEL - ASTRA F Cabriolet (T92) 03/93→03/01								
 Bremstrommel								
1.4 i 16V	66	01/96→03/01	➔				24.0220-0001.2 480013	Ø 200,0 x 53,5 / 201,3
1.4 Si	60	05/93→03/01						
1.6 i	52	03/93→08/96						
1.6 i	55	01/96→03/01						
1.8 i 16V	85	11/94→03/01						
 Bremsbackensatz								
1.4 i 16V	66	01/96→03/01	➔				03.0137-0267.2 650267	Ø 200 x 46 + HEB
1.4 Si	60	05/93→03/01						
1.6 i	52	03/93→08/96	➔	R2500001→			03.0420-4019.3 684019	DEL Ø 200 x 46 Ø 19,05 + RZ / + Zub Kit
1.6 i	55	01/96→03/01					03.0520-4019.3 694019	DEL Ø 200 x 46 Ø 19,05 + RZ / + Zub TopKit
			➔	→ R2500000			03.0520-3717.3 693717	Ø 200 x 46 Ø 17,46 + RZ / + Zub TopKit
1.8 i 16V	85	11/94→03/01	➔				03.0137-0267.2 650267	Ø 200 x 46 + HEB
							03.0420-4019.3 684019	DEL Ø 200 x 46 Ø 19,05 + RZ / + Zub Kit
							03.0520-4019.3 694019	DEL Ø 200 x 46 Ø 19,05 + RZ / + Zub TopKit
			➔	R2500001→			03.0420-4019.3 684019	DEL Ø 200 x 46 Ø 19,05 + RZ / + Zub Kit
							03.0520-4019.3 694019	DEL Ø 200 x 46 Ø 19,05 + RZ / + Zub TopKit
			➔	→ R2500000			03.0520-3717.3 693717	Ø 200 x 46 Ø 17,46 + RZ / + Zub TopKit
 Bremsbackensatz, Feststellbremse								
1.8 i 16V	85	11/94→03/01	➔	→ 09/98			03.0137-0172.2 650172	Ø 160 x 25
Zubehörsatz, Feststellbremsbacken								
1.8 i 16V	85	11/94→03/01	➔	→ 09/98			03.0137-9243.2 669243	
 Seilzug, Feststellbremse								
1.8 i 16V	85	11/94→03/01	➔	⬇; → 09/98; Trommelbremse	1	24.3727-0732.2 580732	L= 1.288 L2= 1.398 + Zub	
			➔	⬇; → 09/98; Scheibenbremse	1	24.3727-0742.2 580742	L= 1.175 L2= 1.575 + Zub	
OPEL - ASTRA F Caravan (T92) 09/91→01/98								
 Radbremsszylinder								
1.4 i (F08, C05)	44	09/91→01/98	➔	10/91→			24.3219-1715.3 020122	Ø 19,05 ALU
1.6 i (F08, C05)	55	09/91→01/98					24.3219-1767.3 020552	Ø 19,05 GG
1.8 i (F08, C05)	66	09/91→01/98						
1.4 i 16V (F08, C05)	66	02/96→01/98	➔				24.3219-1715.3 020122	Ø 19,05 ALU
1.4 Si (F08, C05)	60	03/92→01/98					24.3219-1767.3 020552	Ø 19,05 GG
1.6 i (F08, C05)	52	05/93→07/96						
1.6 i 16V (F08, C05)	74	08/94→01/98						
1.7 D (F08, C05)	44	07/92→01/98						
1.7 TD (F08, C05)	50	11/94→01/98						
1.7 TDS (F08, C05)	60	12/91→01/98						
1.8 i 16V (F08, C05)	85	07/94→01/98						
Zubehörsatz, Bremsbacken								
1.4 i (F08, C05)	44	09/91→01/98	➔	10/91→; → SP999999			03.0137-9167.2 669167	
1.6 i (F08, C05)	55	09/91→01/98						
1.8 i (F08, C05)	66	09/91→01/98	➔	T2500001→			03.0137-9215.2 669215	
1.4 i 16V (F08, C05)	66	02/96→01/98	➔	→ SP999999			03.0137-9167.2 669167	
1.4 Si (F08, C05)	60	03/92→01/98						
1.6 i (F08, C05)	52	05/93→07/96	➔	T2500001→			03.0137-9215.2 669215	
1.6 i 16V (F08, C05)	74	08/94→01/98						
1.7 D (F08, C05)	44	07/92→01/98						
1.7 TD (F08, C05)	50	11/94→01/98						
1.7 TDS (F08, C05)	60	12/91→01/98						
1.8 i 16V (F08, C05)	85	07/94→01/98						
 Bremstrommel								
1.4 i (F08, C05)	44	09/91→01/98	➔	10/91→; → ST999999			24.0220-0001.2 480013	Ø 200,0 x 53,5 / 201,3
1.6 i (F08, C05)	55	09/91→01/98						
1.8 i (F08, C05)	66	09/91→01/98	➔	T2500001→			24.0223-0013.2 480061	Ø 230,0 x 50 / 231
1.4 i 16V (F08, C05)	66	02/96→01/98	➔	→ ST999999			24.0220-0001.2 480013	Ø 200,0 x 53,5 / 201,3
1.4 Si (F08, C05)	60	03/92→01/98						
1.6 i (F08, C05)	52	05/93→07/96	➔	T2500001→			24.0223-0013.2 480061	Ø 230,0 x 50 / 231
1.6 i 16V (F08, C05)	74	08/94→01/98						
1.7 D (F08, C05)	44	07/92→01/98						
1.7 TD (F08, C05)	50	11/94→01/98						
↓								







	kw				! #		
OPEL - ASTRA F Caravan (T92) 09/91→01/98							
 Bremstrommel							
1.7 TDS (F08, C05)	60	12/91→01/98	➔	→ ST999999		24.0220-0001.2 480013	Ø 200,0 x 53,5 / 201,3
1.8 i 16V (F08, C05)	85	07/94→01/98	➔	T2500001→		24.0223-0013.2 480061	Ø 230,0 x 50 / 231
 Bremsbackensatz							
1.4 i (F08, C05)	44	09/91→01/98	➔	10/91→; → SP999999		03.0137-0267.2 650267	Ø 200 x 46 + HEB
1.6 i (F08, C05)	55	09/91→01/98				03.0420-4019.3 684019	DEL Ø 200 x 46 Ø 19,05 + RZ / + Zub Kit
1.8 i (F08, C05)	66	09/91→01/98				03.0520-4019.3 694019	DEL Ø 200 x 46 Ø 19,05 + RZ / + Zub TopKit
			➔	T2500001→		03.0137-0322.2 650322	Ø 230 x 42
						03.0520-5719.3 695719	TRW Ø 230 x 42 Ø 19,05 + RZ / + Zub TopKit
1.4 i 16V (F08, C05)	66	02/96→01/98	➔	→ SP999999		03.0137-0267.2 650267	Ø 200 x 46 + HEB
1.4 Si (F08, C05)	60	03/92→01/98				03.0420-4019.3 684019	DEL Ø 200 x 46 Ø 19,05 + RZ / + Zub Kit
1.6 i (F08, C05)	52	05/93→07/96					
1.6 i 16V (F08, C05)	74	08/94→01/98				03.0520-4019.3 694019	DEL Ø 200 x 46 Ø 19,05 + RZ / + Zub TopKit
1.7 D (F08, C05)	44	07/92→01/98					
1.7 TD (F08, C05)	50	11/94→01/98					
1.7 TDS (F08, C05)	60	12/91→01/98	➔	T2500001→		03.0137-0322.2 650322	Ø 230 x 42
1.8 i 16V (F08, C05)	85	07/94→01/98				03.0520-5719.3 695719	TRW Ø 230 x 42 Ø 19,05 + RZ / + Zub TopKit
 Bremsbackensatz, Feststellbremse							
1.8 i 16V (F08, C05)	85	07/94→01/98	➔			03.0137-0172.2 650172	Ø 160 x 25
1.8 i 16V (F08, C05)	92	06/93→01/98					
Zubehörsatz, Feststellbremsbacken							
1.8 i 16V (F08, C05)	85	07/94→01/98	➔			03.0137-9243.2 669243	
1.8 i 16V (F08, C05)	92	06/93→01/98					
 Seilzug, Feststellbremse							
1.4 i (F08, C05)	44	09/91→01/98	➔	⬇; 10/91→; Trommelbremse	1	24.3727-0732.2 580732	L= 1.288 L2= 1.398 + Zub
1.6 i (F08, C05)	55	09/91→01/98					
1.8 i (F08, C05)	66	09/91→01/98					
1.4 i 16V (F08, C05)	66	02/96→01/98	➔	⬇; Trommelbremse	1	24.3727-0732.2 580732	L= 1.288 L2= 1.398 + Zub
1.4 Si (F08, C05)	60	03/92→01/98					
1.6 i (F08, C05)	52	05/93→07/96					
1.6 i 16V (F08, C05)	74	08/94→01/98					
1.7 D (F08, C05)	44	07/92→01/98					
1.7 TD (F08, C05)	50	11/94→01/98					
1.7 TDS (F08, C05)	60	12/91→01/98					
1.8 i 16V (F08, C05)	85	07/94→01/98	➔	⬇; Trommelbremse	1	24.3727-0732.2 580732	L= 1.288 L2= 1.398 + Zub
1.8 i 16V (F08, C05)	92	06/93→01/98	➔	⬇; Scheibenbremse	1	24.3727-0742.2 580742	L= 1.175 L2= 1.575 + Zub
OPEL - ASTRA F CC (T92) 09/91→02/98							
 Radbremsszylinder							
1.4 i (F08, M08, F68, M68)	44	09/91→01/98	➔	→ R2500000		03.3217-3512.3 020032	Lucas Ø 17,46 GG
1.6 i (F08, M08, F68, M68)	52	05/93→07/96	➔	R2500001→		24.3219-1715.3 020122	Ø 19,05 ALU
1.6 i 16V (F08, M08, F68, M68)	74	08/94→01/98				24.3219-1767.3 020552	Ø 19,05 GG
1.7 D (F08, M08, F68, M68)	44	07/92→01/98					
1.7 TD (F08, M08, F68, M68)	50	11/94→01/98					
1.7 TDS (F08, M08, F68, M68)	60	12/91→01/98					
1.4 i 16V (F08, M08, F68, M68)	66	09/96→02/98	➔	→ R2500000; nicht für Fahrzeuge mit verstärkter Bremse		03.3217-3512.3 020032	Lucas Ø 17,46 GG
1.4 Si (F08, M08, F68, M68)	60	03/92→01/98	➔	für Fahrzeuge mit verstärkter Bremse		24.3219-1715.3 020122	Ø 19,05 ALU
						24.3219-1767.3 020552	Ø 19,05 GG
			➔	R2500001→; nicht für Fahrzeuge mit verstärkter Bremse		24.3219-1715.3 020122	Ø 19,05 ALU
						24.3219-1767.3 020552	Ø 19,05 GG
1.6 i (F08, M08, F68, M68)	55	09/91→01/98	➔	10/91→; → R2500000		03.3217-3512.3 020032	Lucas Ø 17,46 GG
1.8 i (F08, M08, F68, M68)	66	09/91→01/98	➔	R2500001→		24.3219-1715.3 020122	Ø 19,05 ALU
2.0 i (F08, M08, F68, M68)	85	09/91→01/98				24.3219-1767.3 020552	Ø 19,05 GG
1.8 i 16V (F08, M08, F68, M68)	85	09/94→01/98	➔	11/94→		24.3219-1715.3 020122	Ø 19,05 ALU












	kw				! #		
OPEL - ASTRA F CC (T92) 09/91→02/98							
 Radbremszylinder							
1.8 i 16V (F08, M08, F68, M68)	85	09/94→01/98	➔	11/94→		24.3219-1767.3 020552	Ø 19,05 GG
Zubehörsatz, Bremsbacken							
1.4 i (F08, M08, F68, M68)	44	09/91→01/98	➔	→ SP999999		03.0137-9166.2 669166	
			➔	T2500001→		03.0137-9167.2 669167	
1.4 i 16V (F08, M08, F68, M68)	66	09/96→02/98	➔	→ SP999999; Schaltgetriebe		03.0137-9166.2 669166	
1.4 Si (F08, M08, F68, M68)	60	03/92→01/98	➔	T2500001→; Schaltgetriebe		03.0137-9167.2 669167	
1.6 i (F08, M08, F68, M68)	52	05/93→07/96	➔	Vollautomatik		03.0137-9167.2 669167	
1.7 D (F08, M08, F68, M68)	44	07/92→01/98					
1.6 i (F08, M08, F68, M68)	55	09/91→01/98	➔	10/91→; → SP999999; Schaltgetriebe		03.0137-9166.2 669166	
			➔	T2500001→; Schaltgetriebe		03.0137-9167.2 669167	
			➔	10/91→; Vollautomatik		03.0137-9167.2 669167	
1.6 i 16V (F08, M08, F68, M68)	74	08/94→01/98	➔			03.0137-9167.2 669167	
1.7 TD (F08, M08, F68, M68)	50	11/94→01/98					
1.7 TDS (F08, M08, F68, M68)	60	12/91→01/98					
1.8 i (F08, M08, F68, M68)	66	09/91→01/98	➔	10/91→		03.0137-9167.2 669167	
2.0 i (F08, M08, F68, M68)	85	09/91→01/98					
1.8 i 16V (F08, M08, F68, M68)	85	09/94→01/98	➔	11/94→		03.0137-9167.2 669167	
 Bremstrommel							
1.4 i (F08, M08, F68, M68)	44	09/91→01/98	➔			24.0220-0011.2 480016	Ø 200,0 x 37,4 / 201
1.4 i 16V (F08, M08, F68, M68)	66	09/96→02/98	➔	Vollautomatik		24.0220-0001.2 480013	Ø 200,0 x 53,5 / 201,3
1.4 Si (F08, M08, F68, M68)	60	03/92→01/98	➔	Schaltgetriebe; für Fahrzeuge mit verstärkter Bremse		24.0220-0001.2 480013	Ø 200,0 x 53,5 / 201,3
			➔	Schaltgetriebe; nicht für Fahrzeuge mit verstärkter Bremse		24.0220-0011.2 480016	Ø 200,0 x 37,4 / 201
1.6 i (F08, M08, F68, M68)	52	05/93→07/96	➔	Vollautomatik		24.0220-0001.2 480013	Ø 200,0 x 53,5 / 201,3
			➔	Schaltgetriebe		24.0220-0011.2 480016	Ø 200,0 x 37,4 / 201
1.6 i (F08, M08, F68, M68)	55	09/91→01/98	➔	10/91→; Vollautomatik		24.0220-0001.2 480013	Ø 200,0 x 53,5 / 201,3
			➔	10/91→; Schaltgetriebe		24.0220-0011.2 480016	Ø 200,0 x 37,4 / 201
1.6 i 16V (F08, M08, F68, M68)	74	08/94→01/98	➔			24.0220-0001.2 480013	Ø 200,0 x 53,5 / 201,3
1.7 TD (F08, M08, F68, M68)	50	11/94→01/98					
1.7 TDS (F08, M08, F68, M68)	60	12/91→01/98					
1.7 D (F08, M08, F68, M68)	44	07/92→01/98	➔	für Fahrzeuge mit verstärkter Bremse		24.0220-0001.2 480013	Ø 200,0 x 53,5 / 201,3
			➔	nicht für Fahrzeuge mit verstärkter Bremse		24.0220-0011.2 480016	Ø 200,0 x 37,4 / 201
1.8 i (F08, M08, F68, M68)	66	09/91→01/98	➔	10/91→		24.0220-0001.2 480013	Ø 200,0 x 53,5 / 201,3
2.0 i (F08, M08, F68, M68)	85	09/91→01/98					
1.8 i 16V (F08, M08, F68, M68)	85	09/94→01/98	➔	11/94→		24.0220-0001.2 480013	Ø 200,0 x 53,5 / 201,3
 Bremsbackensatz							
1.4 i (F08, M08, F68, M68)	44	09/91→01/98	➔	→ SP999999		03.0137-0266.2 650266	Ø 200 x 29 + HEB
			➔	T2500001→		03.0137-0267.2 650267	Ø 200 x 46 + HEB
						03.0420-4019.3 684019	DEL Ø 200 x 46 Ø 19,05 + RZ / + Zub Kit
						03.0520-4019.3 694019	DEL Ø 200 x 46 Ø 19,05 + RZ / + Zub TopKit
			➔	R2500001→ SP999999		03.0420-1019.3 681019	TRW Ø 200 x 29 Ø 19,05 + RZ / + Zub Kit
						03.0520-1019.3 691019	TRW Ø 200 x 29 Ø 19,05 + RZ / + Zub TopKit
↓							








	kw			 	! #		
OPEL - ASTRA F CC (T92) 09/91→02/98							
 Bremsbackensatz							
1.4 i (F08, M08, F68, M68)	44	09/91→01/98	➔	→ R2500000		03.0520-1917.3 691917	TRW Ø 200 x 29 Ø 17,46 + RZ / + Zub TopKit
1.4 i 16V (F08, M08, F68, M68)	66	09/96→02/98	➔	→ SP999999; Schaltgetriebe		03.0137-0266.2 650266	Ø 200 x 29 + HEB
1.4 Si (F08, M08, F68, M68)	60	03/92→01/98	➔	T2500001→; Schaltgetriebe		03.0137-0267.2 650267	Ø 200 x 46 + HEB
1.6 i (F08, M08, F68, M68)	52	05/93→07/96				03.0420-4019.3 684019	DEL Ø 200 x 46 Ø 19,05 + RZ / + Zub Kit
1.7 D (F08, M08, F68, M68)	44	07/92→01/98				03.0520-4019.3 694019	DEL Ø 200 x 46 Ø 19,05 + RZ / + Zub TopKit
			➔	Vollautomatik		03.0137-0267.2 650267	Ø 200 x 46 + HEB
						03.0420-4019.3 684019	DEL Ø 200 x 46 Ø 19,05 + RZ / + Zub Kit
						03.0520-4019.3 694019	DEL Ø 200 x 46 Ø 19,05 + RZ / + Zub TopKit
			➔	R2500001→ SP999999; Schaltgetriebe		03.0420-1019.3 681019	TRW Ø 200 x 29 Ø 19,05 + RZ / + Zub Kit
						03.0520-1019.3 691019	TRW Ø 200 x 29 Ø 19,05 + RZ / + Zub TopKit
			➔	→ R2500000; Schaltgetriebe		03.0520-1917.3 691917	TRW Ø 200 x 29 Ø 17,46 + RZ / + Zub TopKit
1.6 i (F08, M08, F68, M68)	55	09/91→01/98	➔	10/91→; → SP999999; Schaltgetriebe		03.0137-0266.2 650266	Ø 200 x 29 + HEB
			➔	T2500001→; Schaltgetriebe		03.0137-0267.2 650267	Ø 200 x 46 + HEB
						03.0420-4019.3 684019	DEL Ø 200 x 46 Ø 19,05 + RZ / + Zub Kit
						03.0520-4019.3 694019	DEL Ø 200 x 46 Ø 19,05 + RZ / + Zub TopKit
			➔	10/91→; Vollautomatik		03.0137-0267.2 650267	Ø 200 x 46 + HEB
						03.0420-4019.3 684019	DEL Ø 200 x 46 Ø 19,05 + RZ / + Zub Kit
						03.0520-4019.3 694019	DEL Ø 200 x 46 Ø 19,05 + RZ / + Zub TopKit
			➔	R2500001→ SP999999; Schaltgetriebe		03.0420-1019.3 681019	TRW Ø 200 x 29 Ø 19,05 + RZ / + Zub Kit
						03.0520-1019.3 691019	TRW Ø 200 x 29 Ø 19,05 + RZ / + Zub TopKit
			➔	10/91→; → R2500000; Schaltgetriebe		03.0520-1917.3 691917	TRW Ø 200 x 29 Ø 17,46 + RZ / + Zub TopKit
1.6 i 16V (F08, M08, F68, M68)	74	08/94→01/98	➔			03.0137-0267.2 650267	Ø 200 x 46 + HEB
						03.0420-4019.3 684019	DEL Ø 200 x 46 Ø 19,05 + RZ / + Zub Kit
						03.0520-4019.3 694019	DEL Ø 200 x 46 Ø 19,05 + RZ / + Zub TopKit
1.7 TD (F08, M08, F68, M68)	50	11/94→01/98	➔			03.0137-0267.2 650267	Ø 200 x 46 + HEB
1.7 TDS (F08, M08, F68, M68)	60	12/91→01/98	➔	R2500001→		03.0420-4019.3 684019	DEL Ø 200 x 46 Ø 19,05 + RZ / + Zub Kit
						03.0520-4019.3 694019	DEL Ø 200 x 46 Ø 19,05 + RZ / + Zub TopKit
			➔	→ R2500000		03.0520-3717.3 693717	Ø 200 x 46 Ø 17,46 + RZ / + Zub TopKit
1.8 i (F08, M08, F68, M68)	66	09/91→01/98	➔	10/91→		03.0137-0267.2 650267	Ø 200 x 46 + HEB
2.0 i (F08, M08, F68, M68)	85	09/91→01/98	➔	R2500001→		03.0420-4019.3 684019	DEL Ø 200 x 46 Ø 19,05 + RZ / + Zub Kit
						03.0520-4019.3 694019	DEL Ø 200 x 46 Ø 19,05 + RZ / + Zub TopKit
			➔	10/91→; → R2500000		03.0520-3717.3 693717	Ø 200 x 46 Ø 17,46 + RZ / + Zub TopKit
1.8 i 16V (F08, M08, F68, M68)	85	09/94→01/98	➔	11/94→		03.0137-0267.2 650267	Ø 200 x 46 + HEB
						03.0420-4019.3 684019	DEL Ø 200 x 46 Ø 19,05 + RZ / + Zub Kit
						03.0520-4019.3 694019	DEL Ø 200 x 46 Ø 19,05 + RZ / + Zub TopKit
 Bremsbackensatz, Feststellbremse							
1.8 i 16V (F08, M08, F68, M68)	85	09/94→01/98	➔			03.0137-0172.2 650172	Ø 160 x 25
2.0 i 16V (F08, M08, F68, M68)	100	02/95→01/98					
2.0 GSI 16V (F08, M08, F68, M68) ↓	110	09/91→01/98	➔	10/91→		03.0137-0172.2 650172	Ø 160 x 25















	kw			 	! #		
OPEL - ASTRA F CC (T92) 09/91→02/98							
Zubehörsatz, Feststellbremsbacken							
1.8 i 16V (F08, M08, F68, M68)	85	09/94→01/98	➔			03.0137-9243.2 669243	
2.0 i 16V (F08, M08, F68, M68)	100	02/95→01/98					
2.0 GSI 16V (F08, M08, F68, M68)	110	09/91→01/98	➔	10/91→		03.0137-9243.2 669243	
 Seilzug, Feststellbremse							
1.4 i (F08, M08, F68, M68)	44	09/91→01/98	➔	↓; Trommelbremse	1	24.3727-0735.2 580735	L= 1.273 L2= 1.690 + Zub
1.4 i 16V (F08, M08, F68, M68)	66	09/96→02/98					
1.6 i (F08, M08, F68, M68)	52	05/93→07/96					
1.6 i 16V (F08, M08, F68, M68)	74	08/94→01/98					
1.7 D (F08, M08, F68, M68)	44	07/92→01/98					
1.7 TD (F08, M08, F68, M68)	50	11/94→01/98					
1.7 TDS (F08, M08, F68, M68)	60	12/91→01/98					
1.6 i (F08, M08, F68, M68)	55	09/91→01/98	➔	↓; 10/91→; Trommelbremse	1	24.3727-0735.2 580735	L= 1.273 L2= 1.690 + Zub
1.8 i (F08, M08, F68, M68)	66	09/91→01/98					
2.0 i (F08, M08, F68, M68)	85	09/91→01/98					
1.8 i 16V (F08, M08, F68, M68)	85	09/94→01/98	➔	↓; Trommelbremse	1	24.3727-0732.2 580732	L= 1.288 L2= 1.398 + Zub
2.0 i 16V (F08, M08, F68, M68)	100	02/95→01/98	➔	↓; Scheibenbremse	1	24.3727-0742.2 580742	L= 1.175 L2= 1.575 + Zub
2.0 GSI 16V (F08, M08, F68, M68)	110	09/91→01/98	➔	↓; 10/91→; Trommelbremse	1	24.3727-0732.2 580732	L= 1.288 L2= 1.398 + Zub
			➔	↓; 10/91→; Scheibenbremse	1	24.3727-0742.2 580742	L= 1.175 L2= 1.575 + Zub
OPEL - ASTRA F Van (T92) 10/91→01/99							
 Radbremszylinder							
1.4 i (F70)	44	10/91→01/99	➔	→ 09/98		24.3219-1715.3 020122	Ø 19,05 ALU
1.7 D (F70)	44	07/92→01/99				24.3219-1767.3 020552	Ø 19,05 GG
1.7 TD (F70)	50	08/94→01/99					
1.6 i (F70)	52	02/93→07/96	➔	05/93→; → R2500000		03.3217-3512.3 020032	Lucas Ø 17,46 GG
			➔			24.3219-1715.3 020122	Ø 19,05 ALU
			➔			24.3219-1767.3 020552	Ø 19,05 GG
			➔	R2500001→		24.3219-1715.3 020122	Ø 19,05 ALU
			➔			24.3219-1767.3 020552	Ø 19,05 GG
1.7 TD (F70)	60	03/95→02/98	➔			24.3219-1715.3 020122	Ø 19,05 ALU
			➔			24.3219-1767.3 020552	Ø 19,05 GG
Zubehörsatz, Bremsbacken							
1.4 i (F70)	44	10/91→01/99	➔	→ SP999999		03.0137-9167.2 669167	
1.7 D (F70)	44	07/92→01/99					
1.7 TD (F70)	50	08/94→01/99	➔	T2500001→; → 09/98		03.0137-9215.2 669215	
1.6 i (F70)	52	02/93→07/96	➔	→ SP999999		03.0137-9167.2 669167	
1.7 TD (F70)	60	03/95→02/98	➔	T2500001→		03.0137-9215.2 669215	
 Bremstrommel							
1.4 i (F70)	44	10/91→01/99	➔	→ ST999999		24.0220-0001.2 480013	Ø 200,0 x 53,5 / 201,3
1.7 D (F70)	44	07/92→01/99					
1.7 TD (F70)	50	08/94→01/99	➔	T2500001→; → 09/98		24.0223-0013.2 480061	Ø 230,0 x 50 / 231
1.6 i (F70)	52	02/93→07/96	➔	→ ST999999		24.0220-0001.2 480013	Ø 200,0 x 53,5 / 201,3
1.7 TD (F70)	60	03/95→02/98	➔	T2500001→		24.0223-0013.2 480061	Ø 230,0 x 50 / 231
 Bremsbackensatz							
1.4 i (F70)	44	10/91→01/99	➔	→ SP999999		03.0137-0267.2 650267	Ø 200 x 46 + HEB
1.7 D (F70)	44	07/92→01/99				03.0420-4019.3 684019	DEL Ø 200 x 46 Ø 19,05 + RZ / + Zub Kit
1.7 TD (F70)	50	08/94→01/99				03.0520-4019.3 694019	DEL Ø 200 x 46 Ø 19,05 + RZ / + Zub TopKit
			➔	T2500001→; → 09/98		03.0137-0322.2 650322	Ø 230 x 42
						03.0520-5719.3 695719	TRW Ø 230 x 42 Ø 19,05 + RZ / + Zub TopKit
↓							
































	kw					! #		
OPEL - ASTRA F Van (T92) 10/91→01/99								
 Bremsbackensatz								
1.6 i (F70) 1.7 TD (F70)	52 60	02/93→07/96 03/95→02/98	→	→ SP999999			03.0137-0267.2 650267 03.0420-4019.3 684019 03.0520-4019.3 694019	Ø 200 x 46 + HEB DEL Ø 200 x 46 Ø 19,05 + RZ / + Zub Kit DEL Ø 200 x 46 Ø 19,05 + RZ / + Zub TopKit
			→	T2500001→			03.0137-0322.2 650322 03.0520-5719.3 695719	Ø 230 x 42 TRW Ø 230 x 42 Ø 19,05 + RZ / + Zub TopKit
 Seilzug, Feststellbremse								
1.4 i (F70) 1.7 D (F70) 1.7 TD (F70)	44 44 50	10/91→01/99 07/92→01/99 08/94→01/99	→	↓; → 09/98; Trommelbremse	1	24.3727-0732.2 580732		L= 1.288 L2= 1.398 + Zub
1.6 i (F70) 1.7 TD (F70)	52 60	02/93→07/96 03/95→02/98	→	↓; Trommelbremse	1	24.3727-0732.2 580732		L= 1.288 L2= 1.398 + Zub
OPEL - ASTRA G Cabriolet (T98) 03/01→10/05								
 Seilzug, Feststellbremse								
2.0 16V Turbo (F67) 2.0 OPC (F67) 2.2 16V (F67) 2.2 DTI (F67)	147 141 108 92	11/02→10/05 03/02→10/05 03/01→10/05 09/02→10/05	←	↑; 42000001→; Scheibenbremse	1	24.3727-0748.2 580748		L= 279 + Zub
			←	↑; → 22006460; Scheibenbremse	1	24.3727-0748.2 580748		L= 279 + Zub
			←	↑; 22006461→ 38999999; Scheibenbremse	1	24.3727-0748.2 580748		L= 279 + Zub
			→	↓; → 22006460; Scheibenbremse	1	24.3727-0752.2 580752		L= 1.593 L2= 1.593 + Zub
			→	↓; 22006461→ 38999999; Scheibenbremse	1	24.3727-0753.2 580753		L= 1.592 L2= 1.592 + Zub
			→	↓; 42000001→; Scheibenbremse	1	24.3727-0783.2 580783		L= 1.587 L2= 1.587 + Zub
OPEL - ASTRA G Caravan (T98) 02/98→12/09								
 Radbremszylinder								
1.2 16V (F35) 1.6 (F35) 1.6 16V (F35) 1.7 TD (F35)	48 55 74 50	02/98→09/00 02/98→09/00 02/98→07/04 02/98→08/00	→	04/98→		24.3219-1715.3 020122		Ø 19,05 ALU
1.2 16V (F35) 1.4 (F35) 1.4 16V (F35) 1.6 (F35) 1.6 (F35) 1.6 CNG (F35) 1.7 DTI 16V (F35)	55 66 66 62 76 71 55	09/00→07/04 10/04→12/09 06/98→07/04 09/00→07/04 12/02→07/09 03/03→07/04 02/00→07/04	→			24.3219-1715.3 020122		Ø 19,05 ALU
Zubehörsatz, Bremsbacken								
1.2 16V (F35) 1.6 (F35) 1.6 16V (F35)	48 55 74	02/98→09/00 02/98→09/00 02/98→07/04	→	22000001→		03.0137-9215.2 669215		
			→	04/98→; → 18999999		03.0137-9215.2 669215		
1.2 16V (F35) 1.4 16V (F35) 1.6 (F35) 1.6 (F35) 1.6 CNG (F35) 1.7 DTI 16V (F35)	55 66 62 76 71 55	09/00→07/04 06/98→07/04 09/00→07/04 12/02→07/09 03/03→07/04 02/00→07/04	→	→ 18999999		03.0137-9215.2 669215		
			→	22000001→		03.0137-9215.2 669215		
1.4 (F35) 1.7 TD (F35)	66 50	10/04→12/09 02/98→08/00	→			03.0137-9215.2 669215 03.0137-9215.2 669215		
 Bremstrommel								
1.2 16V (F35) 1.6 (F35) 1.6 16V (F35) 1.7 TD (F35)	48 55 74 50	02/98→09/00 02/98→09/00 02/98→07/04 02/98→08/00	→	04/98→		24.0223-0013.2 480061		Ø 230,0 x 50 / 231
1.2 16V (F35) 1.4 (F35) 1.4 16V (F35) 1.6 (F35) 1.6 (F35) 1.6 CNG (F35) 1.7 DTI 16V (F35)	55 66 66 62 76 71 55	09/00→07/04 10/04→12/09 06/98→07/04 09/00→07/04 12/02→07/09 03/03→07/04 02/00→07/04	→			24.0223-0013.2 480061		Ø 230,0 x 50 / 231
 Bremsbackensatz								
1.2 16V (F35) 1.6 (F35) 1.6 16V (F35)	48 55 74	02/98→09/00 02/98→09/00 02/98→07/04	→	04/98→; → 18999999		03.0137-0322.2 650322 03.0520-5719.3 695719		Ø 230 x 42 TRW Ø 230 x 42 Ø 19,05 + RZ / + Zub TopKit
			→	22000001→		03.0137-0424.2 650424		Ø 230 x 42 + HEB











	kw				! #		
OPEL - ASTRA G Caravan (T98) 02/98→12/09							
Bremsbackensatz							
1.2 16V (F35) 1.6 (F35) 1.6 16V (F35)	48 55 74	02/98→09/00 02/98→09/00 02/98→07/04	➡	22000001→		03.0520-6019.3 696019	Ø 230 x 42 Ø 19,05 + RZ / + Zub TopKit
1.2 16V (F35) 1.4 16V (F35) 1.6 (F35) 1.6 (F35) 1.6 CNG (F35) 1.7 DTI 16V (F35)	55 66 62 76 71 55	09/00→07/04 06/98→07/04 09/00→07/04 12/02→07/09 03/03→07/04 02/00→07/04	➡	→ 18999999		03.0137-0322.2 650322 03.0520-5719.3 695719	Ø 230 x 42 TRW Ø 230 x 42 Ø 19,05 + RZ / + Zub TopKit
			➡	22000001→		03.0137-0424.2 650424 03.0520-6019.3 696019	Ø 230 x 42 + HEB Ø 230 x 42 Ø 19,05 + RZ / + Zub TopKit
1.4 (F35)	66	10/04→12/09	➡			03.0137-0424.2 650424 03.0520-6019.3 696019	Ø 230 x 42 + HEB Ø 230 x 42 Ø 19,05 + RZ / + Zub TopKit
1.7 TD (F35)	50	02/98→08/00	➡	04/98→		03.0137-0322.2 650322 03.0520-5719.3 695719	Ø 230 x 42 TRW Ø 230 x 42 Ø 19,05 + RZ / + Zub TopKit
Seilzug, Feststellbremse							
1.2 16V (F35) 1.6 (F35) 1.6 16V (F35)	48 55 74	02/98→09/00 02/98→09/00 02/98→07/04	←	⬆; 04/98→; → 22006460; Scheibenbremse	1	24.3727-0748.2 580748	L= 279 + Zub
			←	⬆; 04/98→; Trommelbremse	1	24.3727-0748.2 580748	L= 279 + Zub
			←	⬆; 22006461→ 38999999; Scheibenbremse	1	24.3727-0748.2 580748	L= 279 + Zub
			←	⬆; 42000001→; Scheibenbremse	1	24.3727-0748.2 580748	L= 279 + Zub
			➡	⬇; 04/98→; Trommelbremse	2	24.3727-0746.2 580746	L= 182 + Zub
			➡	⬇; 04/98→; Trommelbremse	1	24.3727-0747.2 580747	L= 1.252 L2= 1.252 + Zub
			➡	⬇; 04/98→; → 22006460; Scheibenbremse	1	24.3727-0752.2 580752	L= 1.593 L2= 1.593 + Zub
			➡	⬇; 22006461→ 38999999; Scheibenbremse	1	24.3727-0753.2 580753	L= 1.592 L2= 1.592 + Zub
			➡	⬇; 42000001→; Scheibenbremse	1	24.3727-0783.2 580783	L= 1.587 L2= 1.587 + Zub
1.2 16V (F35) 1.4 16V (F35) 1.6 (F35) 1.6 (F35) 1.6 CNG (F35) 1.7 DTI 16V (F35)	55 66 62 76 71 55	09/00→07/04 06/98→07/04 09/00→07/04 12/02→07/09 03/03→07/04 02/00→07/04	←	⬆; Trommelbremse	1	24.3727-0748.2 580748	L= 279 + Zub
			←	⬆; 42000001→; Scheibenbremse	1	24.3727-0748.2 580748	L= 279 + Zub
			←	⬆; → 22006460; Scheibenbremse	1	24.3727-0748.2 580748	L= 279 + Zub
			←	⬆; 22006461→ 38999999; Scheibenbremse	1	24.3727-0748.2 580748	L= 279 + Zub
			➡	⬇; Trommelbremse	2	24.3727-0746.2 580746	L= 182 + Zub
			➡	⬇; Trommelbremse	1	24.3727-0747.2 580747	L= 1.252 L2= 1.252 + Zub
			➡	⬇; → 22006460; Scheibenbremse	1	24.3727-0752.2 580752	L= 1.593 L2= 1.593 + Zub
			➡	⬇; 22006461→ 38999999; Scheibenbremse	1	24.3727-0753.2 580753	L= 1.592 L2= 1.592 + Zub
			➡	⬇; 42000001→; Scheibenbremse	1	24.3727-0783.2 580783	L= 1.587 L2= 1.587 + Zub
1.4 (F35)	66	10/04→12/09	←	⬆; Trommelbremse	1	24.3727-0748.2 580748	L= 279 + Zub
			←	⬆; Scheibenbremse	1	24.3727-0748.2 580748	L= 279 + Zub
			➡	⬇; Trommelbremse	2	24.3727-0746.2 580746	L= 182 + Zub
			➡	⬇; Trommelbremse	1	24.3727-0747.2 580747	L= 1.252 L2= 1.252 + Zub
			➡	⬇; Scheibenbremse	1	24.3727-0783.2 580783	L= 1.587 L2= 1.587 + Zub
1.7 CDTI (F35)	59	04/03→07/09	←	⬆; 42000001→; Scheibenbremse	1	24.3727-0748.2 580748	L= 279 + Zub
			←	⬆; → 38999999; Scheibenbremse	1	24.3727-0748.2 580748	L= 279 + Zub
			➡	⬇; → 38999999; Scheibenbremse	1	24.3727-0753.2 580753	L= 1.592 L2= 1.592 + Zub
			➡	⬇; 42000001→; Scheibenbremse	1	24.3727-0783.2 580783	L= 1.587 L2= 1.587 + Zub
1.7 TD (F35)	50	02/98→08/00	←	⬆; 04/98→; Trommelbremse	1	24.3727-0748.2 580748	L= 279 + Zub
			←	⬆; 04/98→; Scheibenbremse	1	24.3727-0748.2 580748	L= 279 + Zub
			➡	⬇; 04/98→; Trommelbremse	2	24.3727-0746.2 580746	L= 182 + Zub
			➡	⬇; 04/98→; Trommelbremse	1	24.3727-0747.2 580747	L= 1.252 L2= 1.252 + Zub
			➡	⬇; 04/98→; Scheibenbremse	1	24.3727-0752.2 580752	L= 1.593 L2= 1.593 + Zub
1.8 16V (F35) 2.0 16V (F35) 2.0 DI (F35)	85 100 60	02/98→09/00 02/98→07/04 02/98→07/04	←	⬆; 04/98→; → 22006460; Scheibenbremse	1	24.3727-0748.2 580748	L= 279 + Zub
			←	⬆; 42000001→; Scheibenbremse	1	24.3727-0748.2 580748	L= 279 + Zub
			←	⬆; 22006461→ 38999999; Scheibenbremse	1	24.3727-0748.2 580748	L= 279 + Zub
↓							












	kW					! #		
OPEL - ASTRA G Caravan (T98) 02/98→12/09								
 Seilzug, Feststellbremse								
1.8 16V (F35) 2.0 16V (F35) 2.0 DI (F35)	85 100 60	02/98→09/00 02/98→07/04 02/98→07/04	➡	⬇; 04/98→; → 22006460; Scheibenbremse		1	24.3727-0752.2 580752	L= 1.593 L2= 1.593 + Zub
			➡	⬇; 22006461→ 38999999; Scheibenbremse		1	24.3727-0753.2 580753	L= 1.592 L2= 1.592 + Zub
			➡	⬇; 42000001→; Scheibenbremse		1	24.3727-0783.2 580783	L= 1.587 L2= 1.587 + Zub
1.8 16V (F35) 2.0 DTI 16V (F35) 2.0 OPC (F35) 2.0 OPC (F35) 2.2 16V (F35) 2.2 DTI (F35) 2.2 DTI (F35)	92 74 141 147 108 86 92	09/00→07/04 08/99→07/04 09/02→07/04 11/02→07/04 03/01→07/04 09/02→07/04 09/02→07/04	⬅	⬆; 42000001→; Scheibenbremse		1	24.3727-0748.2 580748	L= 279 + Zub
			⬅	⬆; → 22006460; Scheibenbremse		1	24.3727-0748.2 580748	L= 279 + Zub
			⬅	⬆; 22006461→ 38999999; Scheibenbremse		1	24.3727-0748.2 580748	L= 279 + Zub
			➡	⬇; → 22006460; Scheibenbremse		1	24.3727-0752.2 580752	L= 1.593 L2= 1.593 + Zub
			➡	⬇; 22006461→ 38999999; Scheibenbremse		1	24.3727-0753.2 580753	L= 1.592 L2= 1.592 + Zub
			➡	⬇; 42000001→; Scheibenbremse		1	24.3727-0783.2 580783	L= 1.587 L2= 1.587 + Zub
OPEL - ASTRA G CC (T98) 02/98→12/09								
 Radbremszylinder								
1.2 16V (F08, F48) 1.4 16V (F08, F48) 1.6 (F08, F48) 1.6 16V (F08, F48) 1.7 TD (F08, F48)	48 66 55 74 50	02/98→09/00 02/98→01/05 02/98→09/00 02/98→01/05 02/98→08/00	➡	04/98→			24.3219-1715.3 020122	Ø 19,05 ALU
1.2 16V (F08, F48) 1.4 (F08, F48) 1.6 (F08, F48) 1.6 (F08, F48) 1.7 DTI 16V (F08, F48)	55 66 62 76 55	09/00→01/05 09/07→12/09 09/00→01/05 12/02→12/09 02/00→01/05	➡				24.3219-1715.3 020122	Ø 19,05 ALU
Zubehörsatz, Bremsbacken								
1.2 16V (F08, F48)	48	02/98→09/00	➡	04/98→			03.0137-9167.2 669167	
1.2 16V (F08, F48)	55	09/00→01/05	➡				03.0137-9167.2 669167	
1.4 (F08, F48)	66	09/07→12/09	➡	→ 18999999			03.0137-9215.2 669215	
1.6 (F08, F48)	62	09/00→01/05	➡				03.0137-9215.2 669215	
1.6 (F08, F48)	76	12/02→12/09	➡	22000001→			03.0137-9215.2 669215	
1.7 DTI 16V (F08, F48)	55	02/00→01/05	➡				03.0137-9215.2 669215	
1.4 16V (F08, F48)	66	02/98→01/05	➡	22000001→			03.0137-9215.2 669215	
1.6 (F08, F48)	55	02/98→09/00	➡				03.0137-9215.2 669215	
1.6 16V (F08, F48)	74	02/98→01/05	➡	04/98→; → 18999999			03.0137-9215.2 669215	
1.7 TD (F08, F48)	50	02/98→08/00	➡	04/98→			03.0137-9215.2 669215	
 Bremstrommel								
1.2 16V (F08, F48)	48	02/98→09/00	➡	04/98→			24.0220-0001.2 480013	Ø 200,0 x 53,5 / 201,3
1.2 16V (F08, F48)	55	09/00→01/05	➡				24.0220-0001.2 480013	Ø 200,0 x 53,5 / 201,3
1.4 (F08, F48)	66	09/07→12/09	➡				24.0223-0013.2 480061	Ø 230,0 x 50 / 231
1.6 (F08, F48)	62	09/00→01/05	➡				24.0223-0013.2 480061	Ø 230,0 x 50 / 231
1.6 (F08, F48)	76	12/02→12/09	➡				24.0223-0013.2 480061	Ø 230,0 x 50 / 231
1.7 DTI 16V (F08, F48)	55	02/00→01/05	➡				24.0223-0013.2 480061	Ø 230,0 x 50 / 231
1.4 16V (F08, F48)	66	02/98→01/05	➡	04/98→			24.0223-0013.2 480061	Ø 230,0 x 50 / 231
1.6 (F08, F48)	55	02/98→09/00	➡				24.0223-0013.2 480061	Ø 230,0 x 50 / 231
1.6 16V (F08, F48)	74	02/98→01/05	➡				24.0223-0013.2 480061	Ø 230,0 x 50 / 231
1.7 TD (F08, F48)	50	02/98→08/00	➡				24.0223-0013.2 480061	Ø 230,0 x 50 / 231
 Bremsbackensatz								
1.2 16V (F08, F48)	48	02/98→09/00	➡	04/98→			03.0137-0267.2 650267	Ø 200 x 46 + HEB
1.2 16V (F08, F48)	55	09/00→01/05	➡				03.0137-0267.2 650267	Ø 200 x 46 + HEB
1.4 (F08, F48)	66	09/07→12/09	➡	→ 18999999			03.0137-0322.2 650322	Ø 230 x 42
1.6 (F08, F48)	62	09/00→01/05	➡				03.0520-5719.3 695719	TRW Ø 230 x 42 Ø 19,05 + RZ / + Zub TopKit
1.6 (F08, F48)	76	12/02→12/09	➡				03.0520-5719.3 695719	TRW Ø 230 x 42 Ø 19,05 + RZ / + Zub TopKit
1.7 DTI 16V (F08, F48)	55	02/00→01/05	➡	22000001→			03.0137-0424.2 650424	Ø 230 x 42 + HEB
			➡				03.0520-6019.3 696019	Ø 230 x 42 Ø 19,05 + RZ / + Zub TopKit
1.4 16V (F08, F48)	66	02/98→01/05	➡	04/98→; → 18999999			03.0137-0322.2 650322	Ø 230 x 42
1.6 (F08, F48)	55	02/98→09/00	➡				03.0520-5719.3 695719	TRW Ø 230 x 42 Ø 19,05 + RZ / + Zub TopKit
1.6 16V (F08, F48)	74	02/98→01/05	➡				03.0520-5719.3 695719	TRW Ø 230 x 42 Ø 19,05 + RZ / + Zub TopKit
			➡	22000001→			03.0137-0424.2 650424	Ø 230 x 42 + HEB
			➡				03.0520-6019.3 696019	Ø 230 x 42 Ø 19,05 + RZ / + Zub TopKit
1.7 TD (F08, F48)	50	02/98→08/00	➡	04/98→			03.0137-0322.2 650322	Ø 230 x 42
			➡				03.0520-5719.3 695719	TRW Ø 230 x 42 Ø 19,05 + RZ / + Zub TopKit














	kw			 	! #		
OPEL - ASTRA G CC (T98) 02/98→12/09							
Seilzug, Feststellbremse							
1.2 16V (F08, F48)	48	02/98→09/00	←	↑; 04/98→; → 22006460; Scheibenbremse	1	24.3727-0748.2 580748	L= 279 + Zub
1.4 16V (F08, F48)	66	02/98→01/05	←	↑; 04/98→; Trommelbremse	1	24.3727-0748.2 580748	L= 279 + Zub
1.6 (F08, F48)	55	02/98→09/00	←	↑; 22006461→ 38999999; Scheibenbremse	1	24.3727-0748.2 580748	L= 279 + Zub
1.6 16V (F08, F48)	74	02/98→01/05	←	↑; 42000001→; Scheibenbremse	1	24.3727-0748.2 580748	L= 279 + Zub
			→	↓; 04/98→; Trommelbremse	2	24.3727-0746.2 580746	L= 182 + Zub
			→	↓; 04/98→; Trommelbremse	1	24.3727-0747.2 580747	L= 1.252 L2= 1.252 + Zub
			→	↓; 04/98→; → 22006460; Scheibenbremse	1	24.3727-0752.2 580752	L= 1.593 L2= 1.593 + Zub
			→	↓; 22006461→ 38999999; Scheibenbremse	1	24.3727-0753.2 580753	L= 1.592 L2= 1.592 + Zub
			→	↓; 42000001→; Scheibenbremse	1	24.3727-0783.2 580783	L= 1.587 L2= 1.587 + Zub
1.2 16V (F08, F48)	55	09/00→01/05	←	↑; Trommelbremse	1	24.3727-0748.2 580748	L= 279 + Zub
1.4 (F08, F48)	66	09/07→12/09	←	↑; 42000001→; Scheibenbremse	1	24.3727-0748.2 580748	L= 279 + Zub
1.6 (F08, F48)	62	09/00→01/05	←	↑; → 22006460; Scheibenbremse	1	24.3727-0748.2 580748	L= 279 + Zub
1.6 (F08, F48)	76	12/02→12/09	←	↑; 22006461→ 38999999; Scheibenbremse	1	24.3727-0748.2 580748	L= 279 + Zub
1.7 DTI 16V (F08, F48)	55	02/00→01/05	←	↑; Trommelbremse	2	24.3727-0746.2 580746	L= 182 + Zub
			→	↓; Trommelbremse	1	24.3727-0747.2 580747	L= 1.252 L2= 1.252 + Zub
			→	↓; → 22006460; Scheibenbremse	1	24.3727-0752.2 580752	L= 1.593 L2= 1.593 + Zub
			→	↓; 22006461→ 38999999; Scheibenbremse	1	24.3727-0753.2 580753	L= 1.592 L2= 1.592 + Zub
			→	↓; 42000001→; Scheibenbremse	1	24.3727-0783.2 580783	L= 1.587 L2= 1.587 + Zub
1.7 CDTI (F08, F48)	59	04/03→12/09	←	↑; 42000001→; Scheibenbremse	1	24.3727-0748.2 580748	L= 279 + Zub
			←	↑; → 38999999; Scheibenbremse	1	24.3727-0748.2 580748	L= 279 + Zub
			→	↓; → 38999999; Scheibenbremse	1	24.3727-0753.2 580753	L= 1.592 L2= 1.592 + Zub
			→	↓; 42000001→; Scheibenbremse	1	24.3727-0783.2 580783	L= 1.587 L2= 1.587 + Zub
1.7 TD (F08, F48)	50	02/98→08/00	←	↑; 04/98→; Trommelbremse	1	24.3727-0748.2 580748	L= 279 + Zub
			←	↑; 04/98→; Scheibenbremse	1	24.3727-0748.2 580748	L= 279 + Zub
			→	↓; 04/98→; Trommelbremse	2	24.3727-0746.2 580746	L= 182 + Zub
			→	↓; 04/98→; Trommelbremse	1	24.3727-0747.2 580747	L= 1.252 L2= 1.252 + Zub
			→	↓; 04/98→; Scheibenbremse	1	24.3727-0752.2 580752	L= 1.593 L2= 1.593 + Zub
1.8 16V (F08, F48)	85	02/98→09/00	←	↑; 04/98→; → 22006460; Scheibenbremse	1	24.3727-0748.2 580748	L= 279 + Zub
2.0 16V (F08, F48)	100	02/98→01/05	←	↑; 42000001→; Scheibenbremse	1	24.3727-0748.2 580748	L= 279 + Zub
2.0 DI (F08, F48)	60	02/98→01/05	←	↑; 22006461→ 38999999; Scheibenbremse	1	24.3727-0748.2 580748	L= 279 + Zub
			→	↓; 04/98→; → 22006460; Scheibenbremse	1	24.3727-0752.2 580752	L= 1.593 L2= 1.593 + Zub
			→	↓; 22006461→ 38999999; Scheibenbremse	1	24.3727-0753.2 580753	L= 1.592 L2= 1.592 + Zub
			→	↓; 42000001→; Scheibenbremse	1	24.3727-0783.2 580783	L= 1.587 L2= 1.587 + Zub
1.8 16V (F08, F48)	92	09/00→01/05	←	↑; 42000001→; Scheibenbremse	1	24.3727-0748.2 580748	L= 279 + Zub
2.0 16V OPC (F08, F48)	118	11/99→09/02	←	↑; → 22006460; Scheibenbremse	1	24.3727-0748.2 580748	L= 279 + Zub
2.0 DTI 16V (F08, F48)	74	08/99→01/05	←	↑; 22006461→ 38999999; Scheibenbremse	1	24.3727-0748.2 580748	L= 279 + Zub
2.0 OPC (F08, F48)	141	09/02→01/05	←	↑; 22006461→ 38999999; Scheibenbremse	1	24.3727-0748.2 580748	L= 279 + Zub
2.0 OPC (F08, F48)	147	11/02→01/05	←	↑; → 22006460; Scheibenbremse	1	24.3727-0752.2 580752	L= 1.593 L2= 1.593 + Zub
2.2 DTI (F08, F48)	86	09/02→01/05	→	↓; 22006461→ 38999999; Scheibenbremse	1	24.3727-0753.2 580753	L= 1.592 L2= 1.592 + Zub
2.2 DTI (F08, F48)	92	09/02→01/05	→	↓; 42000001→; Scheibenbremse	1	24.3727-0783.2 580783	L= 1.587 L2= 1.587 + Zub
2.2 16V (F08, F48)	108	06/00→01/05	←	↑; 42000001→; Scheibenbremse	1	24.3727-0748.2 580748	L= 279 + Zub
			←	↑; 09/00→; → 22006460; Scheibenbremse	1	24.3727-0748.2 580748	L= 279 + Zub
			←	↑; 22006461→ 38999999; Scheibenbremse	1	24.3727-0748.2 580748	L= 279 + Zub
			→	↓; 09/00→; → 22006460; Scheibenbremse	1	24.3727-0752.2 580752	L= 1.593 L2= 1.593 + Zub
			→	↓; 22006461→ 38999999; Scheibenbremse	1	24.3727-0753.2 580753	L= 1.592 L2= 1.592 + Zub
			→	↓; 42000001→; Scheibenbremse	1	24.3727-0783.2 580783	L= 1.587 L2= 1.587 + Zub
















	kw					! #		
OPEL - ASTRA G Coupe (T98) 03/00→05/05								
 Radbremszylinder								
1.6 16V (F07)	74	03/00→05/05	➔			24.3219-1715.3	020122	Ø 19,05 ALU
1.6 16V (F07)	76	03/00→05/05						
Zubehörsatz, Bremsbacken								
1.6 16V (F07)	74	03/00→05/05	➔	→ 18999999		03.0137-9215.2	669215	
1.6 16V (F07)	76	03/00→05/05	➔	22000001→		03.0137-9215.2	669215	
 Bremstrommel								
1.6 16V (F07)	74	03/00→05/05	➔			24.0223-0013.2	480061	Ø 230,0 x 50 / 231
1.6 16V (F07)	76	03/00→05/05						
 Bremsbackensatz								
1.6 16V (F07)	74	03/00→05/05	➔	→ 18999999		03.0137-0322.2	650322	Ø 230 x 42
1.6 16V (F07)	76	03/00→05/05				03.0520-5719.3	695719	TRW Ø 230 x 42 Ø 19,05 + RZ / + Zub TopKit
			➔	22000001→		03.0137-0424.2	650424	Ø 230 x 42 + HEB
						03.0520-6019.3	696019	Ø 230 x 42 Ø 19,05 + RZ / + Zub TopKit
 Seilzug, Feststellbremse								
1.6 16V (F07)	74	03/00→05/05	⬅	⬆; Trommelbremse	1	24.3727-0748.2	580748	L= 279 + Zub
1.6 16V (F07)	76	03/00→05/05	⬅	⬆; 42000001→; Scheibenbremse	1	24.3727-0748.2	580748	L= 279 + Zub
			⬅	⬆; → 22006460; Scheibenbremse	1	24.3727-0748.2	580748	L= 279 + Zub
			⬅	⬆; 22006461→ 38999999; Scheibenbremse	1	24.3727-0748.2	580748	L= 279 + Zub
			➔	⬇; Trommelbremse	2	24.3727-0746.2	580746	L= 182 + Zub
			➔	⬇; Trommelbremse	1	24.3727-0747.2	580747	L= 1.252 L2= 1.252 + Zub
			➔	⬇; → 22006460; Scheibenbremse	1	24.3727-0752.2	580752	L= 1.593 L2= 1.593 + Zub
			➔	⬇; 22006461→ 38999999; Scheibenbremse	1	24.3727-0753.2	580753	L= 1.592 L2= 1.592 + Zub
			➔	⬇; 42000001→; Scheibenbremse	1	24.3727-0783.2	580783	L= 1.587 L2= 1.587 + Zub
1.8 16V (F07)	85	03/00→10/00	⬅	⬆; 42000001→; Scheibenbremse	1	24.3727-0748.2	580748	L= 279 + Zub
1.8 16V (F07)	92	09/00→05/05	⬅	⬆; → 22006460; Scheibenbremse	1	24.3727-0748.2	580748	L= 279 + Zub
2.0 16V Turbo (F07)	140	09/00→08/01	⬅	⬆; 22006461→ 38999999; Scheibenbremse	1	24.3727-0748.2	580748	L= 279 + Zub
2.0 16V Turbo (F07)	141	08/01→05/05						
2.0 16V Turbo (F07)	147	11/02→05/05						
2.2 16V (F07)	108	09/00→05/05	➔	⬇; → 22006460; Scheibenbremse	1	24.3727-0752.2	580752	L= 1.593 L2= 1.593 + Zub
2.2 DTI (F07)	92	09/02→05/05	➔	⬇; 22006461→ 38999999; Scheibenbremse	1	24.3727-0753.2	580753	L= 1.592 L2= 1.592 + Zub
			➔	⬇; 42000001→; Scheibenbremse	1	24.3727-0783.2	580783	L= 1.587 L2= 1.587 + Zub
OPEL - ASTRA G Kasten (F70) 09/98→04/05								
 Radbremszylinder								
1.6 (F70)	55	01/99→09/00	➔			24.3219-1715.3	020122	Ø 19,05 ALU
1.6 (F70)	62	09/00→04/05						
1.7 DTI 16V (F70)	55	02/00→04/05						
1.7 TD (F70)	50	01/99→04/05						
Zubehörsatz, Bremsbacken								
1.6 (F70)	55	01/99→09/00	➔	→ 18999999		03.0137-9215.2	669215	
1.6 (F70)	62	09/00→04/05						
1.7 DTI 16V (F70)	55	02/00→04/05	➔	22000001→		03.0137-9215.2	669215	
1.7 TD (F70)	50	01/99→04/05	➔			03.0137-9215.2	669215	
 Bremstrommel								
1.6 (F70)	55	01/99→09/00	➔			24.0223-0013.2	480061	Ø 230,0 x 50 / 231
1.6 (F70)	62	09/00→04/05						
1.7 DTI 16V (F70)	55	02/00→04/05						
1.7 TD (F70)	50	01/99→04/05						
 Bremsbackensatz								
1.6 (F70)	55	01/99→09/00	➔	→ 18999999		03.0137-0322.2	650322	Ø 230 x 42
1.6 (F70)	62	09/00→04/05				03.0520-5719.3	695719	TRW Ø 230 x 42 Ø 19,05 + RZ / + Zub TopKit
1.7 DTI 16V (F70)	55	02/00→04/05	➔	22000001→		03.0137-0424.2	650424	Ø 230 x 42 + HEB
						03.0520-6019.3	696019	Ø 230 x 42 Ø 19,05 + RZ / + Zub TopKit
↓								














	kw					! #		
OPEL - ASTRA G Kasten (F70) 09/98→04/05								
 Bremsbackensatz								
1.7 TD (F70)	50	01/99→04/05	➔				03.0137-0322.2 650322 03.0520-5719.3 695719	Ø 230 x 42 TRW Ø 230 x 42 Ø 19,05 + RZ / + Zub TopKit
 Seilzug, Feststellbremse								
1.6 (F70)	55	01/99→09/00	←	 ; Trommelbremse	1	24.3727-0748.2 580748		L= 279 + Zub
1.6 (F70)	62	09/00→04/05	←	 ; 42000001→; Scheibenbremse	1	24.3727-0748.2 580748		L= 279 + Zub
1.7 DTI 16V (F70)	55	02/00→04/05	←	 ; → 22006460; Scheibenbremse	1	24.3727-0748.2 580748		L= 279 + Zub
			←	 ; 22006461→ 38999999; Scheibenbremse	1	24.3727-0748.2 580748		L= 279 + Zub
			➔	 ; Trommelbremse	2	24.3727-0746.2 580746		L= 182 + Zub
			➔	 ; Trommelbremse	1	24.3727-0747.2 580747		L= 1.252 L2= 1.252 + Zub
			➔	 ; → 22006460; Scheibenbremse	1	24.3727-0752.2 580752		L= 1.593 L2= 1.593 + Zub
			➔	 ; 22006461→ 38999999; Scheibenbremse	1	24.3727-0753.2 580753		L= 1.592 L2= 1.592 + Zub
			➔	 ; 42000001→; Scheibenbremse	1	24.3727-0783.2 580783		L= 1.587 L2= 1.587 + Zub
1.7 TD (F70)	50	01/99→04/05	←	 ; Trommelbremse	1	24.3727-0748.2 580748		L= 279 + Zub
			←	 ; Scheibenbremse	1	24.3727-0748.2 580748		L= 279 + Zub
			➔	 ; Trommelbremse	2	24.3727-0746.2 580746		L= 182 + Zub
			➔	 ; Trommelbremse	1	24.3727-0747.2 580747		L= 1.252 L2= 1.252 + Zub
			➔	 ; Scheibenbremse	1	24.3727-0752.2 580752		L= 1.593 L2= 1.593 + Zub
2.0 DI (F70)	60	01/99→04/05	←	 ; 42000001→; Scheibenbremse	1	24.3727-0748.2 580748		L= 279 + Zub
			←	 ; → 22006460; Scheibenbremse	1	24.3727-0748.2 580748		L= 279 + Zub
			←	 ; 22006461→ 38999999; Scheibenbremse	1	24.3727-0748.2 580748		L= 279 + Zub
			➔	 ; → 22006460; Scheibenbremse	1	24.3727-0752.2 580752		L= 1.593 L2= 1.593 + Zub
			➔	 ; 22006461→ 38999999; Scheibenbremse	1	24.3727-0753.2 580753		L= 1.592 L2= 1.592 + Zub
			➔	 ; 42000001→; Scheibenbremse	1	24.3727-0783.2 580783		L= 1.587 L2= 1.587 + Zub
OPEL - ASTRA G Stufenheck (T98) 03/98→12/09								
 Radbremszylinder								
1.2 16V (F69)	48	09/98→09/00	➔			24.3219-1715.3 020122		Ø 19,05 ALU
1.2 16V (F69)	55	09/00→01/05						
1.4 (F69)	66	09/07→12/09						
1.4 16V (F69)	66	09/98→01/05						
1.6 (F69)	55	09/98→09/00						
1.6 (F69)	62	09/00→01/05						
1.6 (F69)	76	12/02→12/09						
1.6 16V (F69)	74	09/98→01/05						
1.7 DTI 16V (F69)	55	02/00→01/05						
1.7 TD (F69)	50	09/98→08/00						
Zubehörsatz, Bremsbacken								
1.2 16V (F69)	48	09/98→09/00	➔			03.0137-9167.2 669167		
1.2 16V (F69)	55	09/00→01/05						
1.4 (F69)	66	09/07→12/09	➔			03.0137-9215.2 669215		
1.7 TD (F69)	50	09/98→08/00						
1.4 16V (F69)	66	09/98→01/05	➔	→ 18999999		03.0137-9215.2 669215		
1.6 (F69)	55	09/98→09/00						
1.6 (F69)	62	09/00→01/05	➔	22000001→		03.0137-9215.2 669215		
1.6 (F69)	76	12/02→12/09						
1.6 16V (F69)	74	09/98→01/05						
1.7 DTI 16V (F69)	55	02/00→01/05						
 Bremstrommel								
1.2 16V (F69)	48	09/98→09/00	➔			24.0220-0001.2 480013		Ø 200,0 x 53,5 / 201,3
1.2 16V (F69)	55	09/00→01/05						
1.4 (F69)	66	09/07→12/09	➔			24.0223-0013.2 480061		Ø 230,0 x 50 / 231
1.4 16V (F69)	66	09/98→01/05						
1.6 (F69)	55	09/98→09/00						
1.6 (F69)	62	09/00→01/05						
1.6 (F69)	76	12/02→12/09						
1.6 16V (F69)	74	09/98→01/05						
1.7 DTI 16V (F69)	55	02/00→01/05						
1.7 TD (F69)	50	09/98→08/00						
↓								















	kw			 	! #		
OPEL - ASTRA G Stufenheck (T98) 03/98→12/09							
 Bremsbackensatz							
1.2 16V (F69)	48	09/98→09/00	➔			03.0137-0267.2 650267	Ø 200 x 46 + HEB
1.2 16V (F69)	55	09/00→01/05					
1.4 (F69)	66	09/07→12/09	➔			03.0137-0424.2 650424 03.0520-6019.3 696019	Ø 230 x 42 + HEB Ø 230 x 42 Ø 19,05 + RZ / + Zub TopKit
1.4 16V (F69)	66	09/98→01/05	➔	→ 18999999		03.0137-0322.2 650322	Ø 230 x 42
1.6 (F69)	55	09/98→09/00				03.0520-5719.3 695719	TRW Ø 230 x 42 Ø 19,05 + RZ / + Zub TopKit
1.6 (F69)	62	09/00→01/05					
1.6 (F69)	76	12/02→12/09					
1.6 16V (F69)	74	09/98→01/05	➔	22000001→		03.0137-0424.2 650424	Ø 230 x 42 + HEB
1.7 DTI 16V (F69)	55	02/00→01/05				03.0520-6019.3 696019	Ø 230 x 42 Ø 19,05 + RZ / + Zub TopKit
1.7 TD (F69)	50	09/98→08/00	➔			03.0137-0322.2 650322 03.0520-5719.3 695719	Ø 230 x 42 TRW Ø 230 x 42 Ø 19,05 + RZ / + Zub TopKit
 Seilzug, Feststellbremse							
1.2 16V (F69)	48	09/98→09/00	←	☒; Trommelbremse	1	24.3727-0748.2 580748	L= 279 + Zub
1.2 16V (F69)	55	09/00→01/05					
1.4 16V (F69)	66	09/98→01/05	←	☒; 42000001→; Scheibenbremse	1	24.3727-0748.2 580748	L= 279 + Zub
1.6 (F69)	55	09/98→09/00	←	☒; → 22006460; Scheibenbremse	1	24.3727-0748.2 580748	L= 279 + Zub
1.6 (F69)	62	09/00→01/05					
1.6 (F69)	76	12/02→12/09	←	☒; 22006461→ 38999999;	1	24.3727-0748.2 580748	L= 279 + Zub
1.6 16V (F69)	74	09/98→01/05		Scheibenbremse			
1.7 DTI 16V (F69)	55	02/00→01/05	➔	☒; Trommelbremse	2	24.3727-0746.2 580746	L= 182 + Zub
			➔	☒; Trommelbremse	1	24.3727-0747.2 580747	L= 1.252 L2= 1.252 + Zub
			➔	☒; → 22006460; Scheibenbremse	1	24.3727-0752.2 580752	L= 1.593 L2= 1.593 + Zub
			➔	☒; 22006461→ 38999999;	1	24.3727-0753.2 580753	L= 1.592 L2= 1.592 + Zub
			➔	Scheibenbremse			
			➔	☒; 42000001→; Scheibenbremse	1	24.3727-0783.2 580783	L= 1.587 L2= 1.587 + Zub
1.4 (F69)	66	09/07→12/09	←	☒; Trommelbremse	1	24.3727-0748.2 580748	L= 279 + Zub
			←	☒; Scheibenbremse	1	24.3727-0748.2 580748	L= 279 + Zub
			➔	☒; Trommelbremse	2	24.3727-0746.2 580746	L= 182 + Zub
			➔	☒; Trommelbremse	1	24.3727-0747.2 580747	L= 1.252 L2= 1.252 + Zub
			➔	☒; Scheibenbremse	1	24.3727-0783.2 580783	L= 1.587 L2= 1.587 + Zub
1.7 CDTI (F69)	59	04/03→12/09	←	☒; 42000001→; Scheibenbremse	1	24.3727-0748.2 580748	L= 279 + Zub
			←	☒; → 38999999; Scheibenbremse	1	24.3727-0748.2 580748	L= 279 + Zub
			➔	☒; → 38999999; Scheibenbremse	1	24.3727-0753.2 580753	L= 1.592 L2= 1.592 + Zub
			➔	☒; 42000001→; Scheibenbremse	1	24.3727-0783.2 580783	L= 1.587 L2= 1.587 + Zub
1.7 TD (F69)	50	09/98→08/00	←	☒; Trommelbremse	1	24.3727-0748.2 580748	L= 279 + Zub
			←	☒; Scheibenbremse	1	24.3727-0748.2 580748	L= 279 + Zub
			➔	☒; Trommelbremse	2	24.3727-0746.2 580746	L= 182 + Zub
			➔	☒; Trommelbremse	1	24.3727-0747.2 580747	L= 1.252 L2= 1.252 + Zub
			➔	☒; Scheibenbremse	1	24.3727-0752.2 580752	L= 1.593 L2= 1.593 + Zub
1.8 16V (F69)	85	09/98→09/00	←	☒; 42000001→; Scheibenbremse	1	24.3727-0748.2 580748	L= 279 + Zub
1.8 16V (F69)	92	06/00→01/05					
1.2 16V (F69)	100	09/98→01/05	←	☒; → 22006460; Scheibenbremse	1	24.3727-0748.2 580748	L= 279 + Zub
2.0 DI (F69)	60	09/98→01/05	←	☒; 22006461→ 38999999;	1	24.3727-0748.2 580748	L= 279 + Zub
2.0 DTI 16V (F69)	74	08/99→01/05		Scheibenbremse			
2.2 16V (F69)	108	03/01→01/05					
2.2 DTI (F69)	86	09/02→01/05	➔	☒; → 22006460; Scheibenbremse	1	24.3727-0752.2 580752	L= 1.593 L2= 1.593 + Zub
2.2 DTI (F69)	92	09/02→01/05	➔	☒; 22006461→ 38999999;	1	24.3727-0753.2 580753	L= 1.592 L2= 1.592 + Zub
			➔	Scheibenbremse			
			➔	☒; 42000001→; Scheibenbremse	1	24.3727-0783.2 580783	L= 1.587 L2= 1.587 + Zub
OPEL - ASTRA H (A04) 01/04→05/14							
 Radbremszylinder							
1.2 (L48)	59	08/05→10/10	➔	08/06→		24.3219-1755.3 020508	Ø 19,05 ALU
1.4 (L48)	66	03/04→10/10					
1.6 (L48)	77	03/04→10/10	➔	→ 07/06		24.3220-1719.3 020448	Ø 20,64 ALU
1.7 CDTI (L48)	59	03/04→10/10					
1.7 CDTI (L48)	74	03/04→10/10					
1.4 (L48)	55	04/04→10/04	➔			24.3220-1719.3 020448	Ø 20,64 ALU
1.4 LPG (L48)	66	08/09→10/10	➔			24.3219-1755.3 020508	Ø 19,05 ALU
↓							













	kw					! #		
OPEL - ASTRA H (A04) 01/04→05/14								
Zubehörsatz, Bremsbacken								
1.2 (L48)	59	08/05→10/10	➡	→ 07/06			03.0137-9215.2 669215	
1.4 (L48)	66	03/04→10/10	➡	08/06→			03.0137-9309.2 669309	AP
1.6 (L48)	77	03/04→10/10						
1.7 CDTI (L48)	59	03/04→10/10						
1.7 CDTI (L48)	74	03/04→10/10						
1.4 (L48)	55	04/04→10/04	➡				03.0137-9215.2 669215	
1.4 LPG (L48)	66	08/09→10/10	➡				03.0137-9309.2 669309	AP
 Bremstrommel								
1.2 (L48)	59	08/05→10/10	➡				24.0223-0021.1 480186	Ø 230,0 x 50 / 231
1.4 (L48)	55	04/04→10/04	➡					
1.4 (L48)	66	03/04→10/10						
1.4 LPG (L48)	66	08/09→10/10						
1.6 (L48)	77	03/04→10/10						
1.7 CDTI (L48)	59	03/04→10/10						
1.7 CDTI (L48)	74	03/04→10/10						
 Bremsbackensatz								
1.2 (L48)	59	08/05→10/10	➡	→ 07/06			03.0137-0424.2 650424	Ø 230 x 42 + HEB
1.4 (L48)	66	03/04→10/10	➡	08/06→			03.0520-8720.3 698720	Ø 230 x 42 Ø 20,64 + RZ / + Zub TopKit
1.6 (L48)	77	03/04→10/10						
1.7 CDTI (L48)	59	03/04→10/10						
1.7 CDTI (L48)	74	03/04→10/10						
1.4 (L48)	55	04/04→10/04						03.0137-0424.2 650424
						03.0520-8720.3 698720	Ø 230 x 42 Ø 20,64 + RZ / + Zub TopKit	
1.4 LPG (L48)	66	08/09→10/10	➡				03.0137-0520.2 650520	AP Ø 230 x 43 + HEB
							03.0520-8319.3 698319	AP Ø 230 x 43 Ø 19,05 + RZ / + Zub TopKit
 Seilzug, Feststellbremse								
1.2 (L48)	59	08/05→10/10	➡	⬇; → 07/06; Trommelbremse	2	24.3727-0746.2 580746	L= 182 + Zub	
1.4 (L48)	66	03/04→10/10	➡	⬇; → 07/06; Trommelbremse	1	24.3727-0770.2 580770	L= 1.295 L2= 1.328 + Zub	
1.6 (L48)	77	03/04→10/10	➡	⬇; 08/06→; Trommelbremse	1	24.3727-0770.2 580770	L= 1.295 L2= 1.328 + Zub	
1.7 CDTI (L48)	59	03/04→10/10						
1.7 CDTI (L48)	74	03/04→10/10	➡	⬇; Scheibenbremse	1	24.3727-0775.2 580775	L= 1.647 L2= 1.665	
1.3 CDTI (L48)	66	08/05→10/10	➡	⬇; Scheibenbremse	1	24.3727-0775.2 580775	L= 1.647 L2= 1.665	
1.6 Turbo (L48)	132	02/07→10/10						
1.8 (L48)	92	01/04→10/10						
1.8 (L48)	103	01/06→10/10						
1.9 CDTI (L48)	74	09/05→10/10						
1.9 CDTI (L48)	110	09/04→10/10						
2.0 Turbo (L48)	125	03/04→10/10						
2.0 Turbo (L48)	147	09/04→10/10						
2.0 Turbo (L48)	177	03/05→10/10						
1.4 (L48)	55	04/04→10/04	➡	⬇; Trommelbremse	2	24.3727-0746.2 580746	L= 182 + Zub	
			➡	⬇; Trommelbremse	1	24.3727-0770.2 580770	L= 1.295 L2= 1.328 + Zub	
			➡	⬇; Scheibenbremse	1	24.3727-0775.2 580775	L= 1.647 L2= 1.665	
1.4 LPG (L48)	66	08/09→10/10	➡	⬇; Trommelbremse	1	24.3727-0770.2 580770	L= 1.295 L2= 1.328 + Zub	
			➡	⬇; Scheibenbremse	1	24.3727-0775.2 580775	L= 1.647 L2= 1.665	
1.6 (L48)	85	12/06→05/14	➡	⬇; 01/07→ 11/10; Scheibenbremse	1	24.3727-0775.2 580775	L= 1.647 L2= 1.665	
1.7 CDTI (L48)	81	02/07→05/14	➡	⬇; 04/07→ 11/10; Scheibenbremse	1	24.3727-0775.2 580775	L= 1.647 L2= 1.665	
1.7 CDTI (L48)	92	02/07→05/14						
1.9 CDTI (L48)	88	06/04→10/10	➡	⬇; 09/04→; Scheibenbremse	1	24.3727-0775.2 580775	L= 1.647 L2= 1.665	
1.9 CDTI 16V (L48)	88	04/04→10/10						
OPEL - ASTRA H Caravan (A04) 08/04→05/14								
 Radbremszylinder								
1.4 (L35)	55	08/04→10/10	➡	08/06→			24.3219-1755.3 020508	Ø 19,05 ALU
1.4 (L35)	66	08/04→10/10	➡	→ 07/06			24.3220-1719.3 020448	Ø 20,64 ALU
1.6 (L35)	77	08/04→10/10						
1.7 CDTI (L35)	59	08/04→10/10						
1.7 CDTI (L35)	74	08/04→10/10						
1.4 LPG (L35)	66	08/09→10/10	➡				24.3219-1755.3 020508	Ø 19,05 ALU
Zubehörsatz, Bremsbacken								
1.4 (L35)	55	08/04→10/10	➡	→ 07/06			03.0137-9215.2 669215	
1.4 (L35)	66	08/04→10/10	➡	08/06→			03.0137-9309.2 669309	AP
1.6 (L35)	77	08/04→10/10						
1.7 CDTI (L35)	59	08/04→10/10						













	kw					! #		
OPEL - ASTRA H Caravan (A04) 08/04→05/14								
Zubehörsatz, Bremsbacken								
1.7 CDTi (L35)	74	08/04→10/10	➡	→ 07/06			03.0137-9215.2 669215	
			➡	08/06→			03.0137-9309.2 669309	AP
1.4 LPG (L35)	66	08/09→10/10	➡				03.0137-9309.2 669309	AP
 Bremstrommel								
1.4 (L35)	55	08/04→10/10	➡				24.0223-0021.1 480186	Ø 230,0 x 50 / 231
1.4 (L35)	66	08/04→10/10						
1.4 LPG (L35)	66	08/09→10/10						
1.6 (L35)	77	08/04→10/10						
1.7 CDTi (L35)	59	08/04→10/10						
1.7 CDTi (L35)	74	08/04→10/10						
 Bremsbackensatz								
1.4 (L35)	55	08/04→10/10	➡	→ 07/06			03.0137-0424.2 650424	Ø 230 x 42 + HEB
1.4 (L35)	66	08/04→10/10					03.0520-8720.3 698720	Ø 230 x 42 Ø 20,64 + RZ / + Zub TopKit
1.6 (L35)	77	08/04→10/10						
1.7 CDTi (L35)	59	08/04→10/10						
1.7 CDTi (L35)	74	08/04→10/10	➡	08/06→			03.0137-0520.2 650520	AP Ø 230 x 43 + HEB
							03.0520-8319.3 698319	AP Ø 230 x 43 Ø 19,05 + RZ / + Zub TopKit
1.4 LPG (L35)	66	08/09→10/10	➡				03.0137-0520.2 650520	AP Ø 230 x 43 + HEB
							03.0520-8319.3 698319	AP Ø 230 x 43 Ø 19,05 + RZ / + Zub TopKit
 Seilzug, Feststellbremse								
1.3 CDTi (L35)	66	08/05→10/10	➡	↓; Scheibenbremse	1		24.3727-0785.2 580785	L= 1.735 L2= 1.760 + Zub
1.6 LPG (L35)	85	08/09→10/10						
1.6 Turbo (L35)	132	02/07→10/10						
1.8 (L35)	103	08/05→05/14						
1.9 CDTi (L35)	74	09/05→10/10						
1.9 CDTi (L35)	88	09/05→10/10						
1.9 CDTi (L35)	110	09/04→10/10						
1.9 CDTi 16V (L35)	88	08/04→10/10						
2.0 Turbo (L35)	125	08/04→10/10						
2.0 Turbo (L35)	147	09/04→10/10						
1.4 (L35)	55	08/04→10/10	➡	↓; Trommelbremse	2		24.3727-0746.2 580746	L= 182 + Zub
1.4 (L35)	66	08/04→10/10						
1.4 LPG (L35)	66	08/09→10/10	➡	↓; Trommelbremse	1		24.3727-0770.2 580770	L= 1.295 L2= 1.328 + Zub
1.6 (L35)	77	08/04→10/10	➡	↓; Scheibenbremse	1		24.3727-0785.2 580785	L= 1.735 L2= 1.760 + Zub
1.7 CDTi (L35)	59	08/04→10/10						
1.7 CDTi (L35)	74	08/04→10/10						
1.6 (L35)	85	12/06→05/14	➡	↓; 01/07→ 11/10; Scheibenbremse	1		24.3727-0785.2 580785	L= 1.735 L2= 1.760 + Zub
1.7 CDTi (L35)	81	02/07→05/14	➡	↓; 04/07→ 11/10; Scheibenbremse	1		24.3727-0785.2 580785	L= 1.735 L2= 1.760 + Zub
1.7 CDTi (L35)	92	02/07→05/14						
1.8 (L35)	92	08/04→10/10	➡	↓; 09/04→; Scheibenbremse	1		24.3727-0785.2 580785	L= 1.735 L2= 1.760 + Zub
OPEL - ASTRA H GTC (A04) 03/05→10/10								
 Radbremszylinder								
1.4 (L08)	55	03/05→10/10	➡	08/06→			24.3219-1755.3 020508	Ø 19,05 ALU
1.4 (L08)	66	03/05→10/10						
1.6 (L08)	77	03/05→10/10	➡	→ 07/06			24.3220-1719.3 020448	Ø 20,64 ALU
1.7 CDTi (L08)	74	03/05→10/10						
1.7 CDTi (L08)	59	03/05→10/10						
Zubehörsatz, Bremsbacken								
1.4 (L08)	55	03/05→10/10	➡	→ 07/06			03.0137-9215.2 669215	
1.4 (L08)	66	03/05→10/10						
1.6 (L08)	77	03/05→10/10	➡	08/06→			03.0137-9309.2 669309	AP
1.7 CDTi (L08)	74	03/05→10/10						
1.7 CDTi (L08)	59	03/05→10/10						
 Bremstrommel								
1.4 (L08)	55	03/05→10/10	➡				24.0223-0021.1 480186	Ø 230,0 x 50 / 231
1.4 (L08)	66	03/05→10/10						
1.6 (L08)	77	03/05→10/10						
1.7 CDTi (L08)	74	03/05→10/10						
1.7 CDTi (L08)	59	03/05→10/10						
 Bremsbackensatz								
1.4 (L08)	55	03/05→10/10	➡	→ 07/06			03.0137-0424.2 650424	Ø 230 x 42 + HEB
1.4 (L08)	66	03/05→10/10					03.0520-8720.3 698720	Ø 230 x 42 Ø 20,64 + RZ / + Zub TopKit
1.6 (L08)	77	03/05→10/10						
1.7 CDTi (L08)	74	03/05→10/10						
1.7 CDTi (L08)	59	03/05→10/10	➡	08/06→			03.0137-0520.2 650520	AP Ø 230 x 43 + HEB
			↓					











	kw				! #		
OPEL - ASTRA H GTC (A04) 03/05→10/10							
 Bremsbackensatz							
1.4 (L08)	55	03/05→10/10	➔	08/06→		03.0520-8319.3 698319	AP Ø 230 x 43 Ø 19,05 + RZ / + Zub TopKit
1.4 (L08)	66	03/05→10/10					
1.6 (L08)	77	03/05→10/10					
1.7 CDTi (L08)	74	03/05→10/10					
1.7 CDTi (L08)	59	03/05→10/10					
 Seilzug, Feststellbremse							
1.3 CDTi (L08)	66	04/05→10/10	➔	⏴; 08/05→; Scheibenbremse	1	24.3727-0775.2 580775	L= 1.647 L2= 1.665
1.4 (L08)	55	03/05→10/10	➔	⏴; → 07/06; Trommelbremse	2	24.3727-0746.2 580746	L= 182 + Zub
1.4 (L08)	66	03/05→10/10					
1.6 (L08)	77	03/05→10/10	➔	⏴; 08/06→; Trommelbremse	1	24.3727-0770.2 580770	L= 1.295 L2= 1.328 + Zub
1.7 CDTi (L08)	74	03/05→10/10	➔	⏴; → 07/06; Trommelbremse	1	24.3727-0770.2 580770	L= 1.295 L2= 1.328 + Zub
1.7 CDTi (L08)	59	03/05→10/10	➔	⏴; Scheibenbremse	1	24.3727-0775.2 580775	L= 1.647 L2= 1.665
1.6 (L08)	85	12/06→10/10	➔	⏴; 01/07→; Scheibenbremse	1	24.3727-0775.2 580775	L= 1.647 L2= 1.665
1.6 Turbo (L08)	132	02/07→10/10	➔	⏴; Scheibenbremse	1	24.3727-0775.2 580775	L= 1.647 L2= 1.665
1.8 (L08)	92	03/05→10/10					
1.8 (L08)	103	01/06→10/10					
1.9 CDTi (L08)	110	03/05→10/10					
1.9 CDTi (L08)	74	01/06→10/10					
1.9 CDTi (L08)	88	09/05→10/10					
1.9 CDTi 16V (L08)	88	03/05→10/10					
2.0 Turbo (L08)	125	03/05→10/10					
2.0 Turbo (L08)	147	03/05→10/10					
2.0 Turbo (L08)	177	08/05→10/10					
1.7 CDTi (L08)	81	02/07→10/10	➔	⏴; 04/07→; Scheibenbremse	1	24.3727-0775.2 580775	L= 1.647 L2= 1.665
1.7 CDTi (L08)	92	02/07→10/10					
OPEL - ASTRA H H Stufenheck (A04) 02/07→05/14							
 Radbremszylinder							
1.7 CDTi (L69)	74	02/07→10/10	➔			24.3219-1755.3 020508	Ø 19,05 ALU
Zubehörsatz, Bremsbacken							
1.7 CDTi (L69)	74	02/07→10/10	➔			03.0137-9309.2 669309	AP
 Bremstrommel							
1.7 CDTi (L69)	74	02/07→10/10	➔			24.0223-0021.1 480186	Ø 230,0 x 50 / 231
 Bremsbackensatz							
1.7 CDTi (L69)	74	02/07→10/10	➔			03.0137-0520.2 650520 03.0520-8319.3 698319	AP Ø 230 x 43 + HEB AP Ø 230 x 43 Ø 19,05 + RZ / + Zub TopKit
 Seilzug, Feststellbremse							
1.3 CDTi (L69)	66	02/07→10/10	➔	⏴; Scheibenbremse	1	24.3727-0775.2 580775	L= 1.647 L2= 1.665
1.8 (L69)	103	02/07→09/12					
1.6 (L69)	85	02/07→05/14	➔	⏴; → 11/10; Scheibenbremse	1	24.3727-0775.2 580775	L= 1.647 L2= 1.665
1.7 CDTi (L69)	74	02/07→10/10	➔	⏴; Trommelbremse	1	24.3727-0770.2 580770	L= 1.295 L2= 1.328 + Zub
			➔	⏴; Scheibenbremse	1	24.3727-0775.2 580775	L= 1.647 L2= 1.665
1.7 CDTi (L69)	81	02/07→05/14	➔	⏴; 04/07→ 11/10; Scheibenbremse	1	24.3727-0775.2 580775	L= 1.647 L2= 1.665
OPEL - ASTRA H Kasten (L70) 02/04→12/13							
 Radbremszylinder							
1.7 CDTi (L70)	74	03/04→10/10	➔	08/06→		24.3219-1755.3 020508	Ø 19,05 ALU
			➔	08/04→ 07/06		24.3220-1719.3 020448	Ø 20,64 ALU
Zubehörsatz, Bremsbacken							
1.7 CDTi (L70)	74	03/04→10/10	➔	08/04→ 07/06		03.0137-9215.2 669215	
			➔	08/06→		03.0137-9309.2 669309	AP
 Bremstrommel							
1.7 CDTi (L70)	74	03/04→10/10	➔	08/04→		24.0223-0021.1 480186	Ø 230,0 x 50 / 231
 Bremsbackensatz							
1.7 CDTi (L70)	74	03/04→10/10	➔	08/04→ 07/06		03.0137-0424.2 650424 03.0520-8720.3 698720	Ø 230 x 42 + HEB Ø 230 x 42 Ø 20,64 + RZ / + Zub TopKit
↓							







	kw					! #		
OPEL - ASTRA H Kasten (L70) 02/04→12/13								
 Bremsbackensatz								
1.7 CDTi (L70)	74	03/04→10/10	➔	08/06→			03.0137-0520.2 650520 03.0520-8319.3 698319	AP Ø 230 x 43 + HEB AP Ø 230 x 43 Ø 19,05 + RZ / + Zub TopKit
 Seilzug, Feststellbremse								
1.3 CDTi (L70)	66	08/05→10/10	➔	☒; Scheibenbremse	1	24.3727-0785.2 580785		L= 1.735 L2= 1.760 + Zub
1.9 CDTi (L70)	88	09/05→10/10						
1.9 CDTi (L70)	110	09/04→10/10						
1.9 CDTi 16V (L70)	88	08/04→10/10						
1.7 CDTi (L70)	74	03/04→10/10	➔	☒; 08/04→; Trommelbremse	2	24.3727-0746.2 580746		L= 182 + Zub
			➔	☒; 08/04→; Trommelbremse	1	24.3727-0770.2 580770		L= 1.295 L2= 1.328 + Zub
			➔	☒; 08/04→; Scheibenbremse	1	24.3727-0785.2 580785		L= 1.735 L2= 1.760 + Zub
1.7 CDTi (L70)	81	02/07→10/10	➔	☒; 04/07→; Scheibenbremse	1	24.3727-0785.2 580785		L= 1.735 L2= 1.760 + Zub
1.7 CDTi (L70)	92	02/07→10/10						
OPEL - ASTRA H TwinTop (A04) 09/05→10/10								
 Seilzug, Feststellbremse								
1.6 (L67)	77	09/05→10/10	➔	☒; 03/06→; Scheibenbremse	1	24.3727-0775.2 580775		L= 1.647 L2= 1.665
1.8 (L67)	92	09/05→10/10						
1.8 (L67)	103	09/05→10/10						
1.9 CDTi (L67)	110	09/05→10/10						
2.0 Turbo (L67)	125	09/05→10/10						
2.0 Turbo (L67)	147	09/05→10/10						
1.6 (L67)	85	12/06→10/10	➔	☒; Scheibenbremse	1	24.3727-0775.2 580775		L= 1.647 L2= 1.665
1.6 Turbo (L67)	132	02/07→10/10						
OPEL - ASTRA J (P10) 09/09→10/15								
 Seilzug, Feststellbremse								
1.3 CDTi (68)	70	12/09→10/15	➔	☐; - eFSB		24.3727-0794.2 580794		L= 1.812
1.4 (68)	64	12/09→10/15						
1.4 (68)	74	12/09→10/15	➔	☐; - eFSB		24.3727-0795.2 580795		L= 1.814
1.4 LPG (68)	103	01/12→10/15	➔	☒; - eFSB	1	24.3727-0798.2 580798		L= 1.798
1.4 Turbo (68)	103	12/09→10/15						
1.6 (68)	85	12/09→10/15						
1.6 CDTi (68)	81	02/14→10/15						
1.6 CDTi (68)	100	11/13→10/15						
1.6 SIDI (68)	125	12/12→10/15						
1.6 Turbo (68)	132	12/09→10/15						
1.7 CDTi (68)	81	09/09→10/15						
1.7 CDTi (68)	92	12/09→10/15						
1.7 CDTi (68)	96	07/11→10/15						
2.0 BiTurbo CDTi (68)	143	09/12→10/15						
2.0 CDTi (68)	118	09/09→10/15						
2.0 CDTi (68)	121	06/11→10/15						
1.4 Turbo (68)	88	10/10→10/15	➔	☐; 11/10→; - eFSB		24.3727-0794.2 580794		L= 1.812
			➔	☐; 11/10→; - eFSB		24.3727-0795.2 580795		L= 1.814
			➔	☒; 11/10→; - eFSB	1	24.3727-0798.2 580798		L= 1.798
OPEL - ASTRA J Caravan (P10) 10/10→10/15								
 Seilzug, Feststellbremse								
1.3 CDTi (35)	70	10/10→10/14	➔	☐; 11/10→; - eFSB		24.3727-0794.2 580794		L= 1.812
1.4 (35)	64	10/10→10/15						
1.4 (35)	74	10/10→10/15	➔	☐; 11/10→; - eFSB		24.3727-0795.2 580795		L= 1.814
1.4 Turbo (35)	88	10/10→10/15	➔	☒; 11/10→; - eFSB	1	24.3727-0798.2 580798		L= 1.798
1.4 Turbo (35)	103	10/10→10/15						
1.6 (35)	85	10/10→10/15						
1.6 Turbo (35)	132	10/10→10/15						
1.7 CDTi (35)	74	10/10→10/15						
1.7 CDTi (35)	81	10/10→10/15						
1.7 CDTi (35)	92	10/10→10/15						
1.7 CDTi (35)	96	10/10→10/15						
2.0 CDTi (35)	118	10/10→10/15						
1.4 LPG (35)	103	12/11→10/15	➔	☐; - eFSB		24.3727-0794.2 580794		L= 1.812
1.6 CDTi (35)	81	02/14→10/15						
1.6 CDTi (35)	100	11/13→10/15	➔	☐; - eFSB		24.3727-0795.2 580795		L= 1.814
1.6 SIDI (35)	125	12/12→10/15	➔	☒; - eFSB	1	24.3727-0798.2 580798		L= 1.798
2.0 BiTurbo CDTi (35)	143	09/12→10/15						
2.0 CDTi (35)	121	08/11→10/15						
OPEL - ASTRA J GTC 10/11→								
 Seilzug, Feststellbremse								
1.4 (08)	74	10/11→10/15	➔	☐; - eFSB		24.3727-0794.2 580794		L= 1.812
1.4 (08)	88	10/11→						
1.4 (08)	103	10/11→						








	kW					! #									
OPEL - ASTRA J GTC 10/11→															
 Seilzug, Feststellbremse															
1.6 (08)	132	10/11→	➡	☐; - eFSB			24.3727-0795.2	580795	L= 1.814						
1.6 CDTi (08)	81	07/14→	➡	☐; - eFSB	1		24.3727-0798.2	580798	L= 1.798						
1.6 CDTi (08)	100	07/14→													
1.6 SIDI (08)	125	12/12→													
1.6 SIDI (08)	147	07/13→													
1.7 CDTi (08)	81	10/11→10/15													
1.7 CDTi (08)	96	10/11→10/15													
1.8 (08)	103	10/11→10/15													
2.0 CDTi (08)	121	10/11→10/15													
2.0 BiTurbo CDTi (08)	143	10/12→10/15	➡	☐; 12/12→; - eFSB			24.3727-0794.2	580794	L= 1.812						
			➡	☐; 12/12→; - eFSB			24.3727-0795.2	580795	L= 1.814						
			➡	☐; 12/12→; - eFSB	1		24.3727-0798.2	580798	L= 1.798						
OPEL - ASTRA J Stufenheck 06/12→															
 Seilzug, Feststellbremse															
1.3 CDTi (69)	70	06/12→10/15	➡	☐; - eFSB			24.3727-0794.2	580794	L= 1.812						
1.4 (69)	74	06/12→10/15	➡	☐; - eFSB			24.3727-0795.2	580795	L= 1.814						
1.4 LPG (69)	103	07/14→													
1.4 Turbo (69)	88	06/12→10/15	➡	☐; - eFSB	1		24.3727-0798.2	580798	L= 1.798						
1.4 Turbo (69)	103	06/12→													
1.6 (69)	85	06/12→													
1.6 CDTi (69)	81	04/14→													
1.6 CDTi (69)	100	01/14→													
1.6 SIDI (69)	125	12/12→10/16													
1.6 Turbo (69)	132	06/12→10/13													
1.7 CDTi (69)	81	06/12→10/15													
1.7 CDTi (69)	96	06/12→10/15													
OPEL - CALIBRA A (C89) 08/89→07/97															
 Bremsbackensatz, Feststellbremse															
2.0 i (M07)	85	08/89→12/96	➡				03.0137-0172.2	650172	Ø 160 x 25						
2.0 i 16V (M07)	100	02/94→07/97	➡												
2.0 i 16V 4x4 (M07)	100	02/94→07/97													
2.0 i 4x4 (M07)	85	06/90→07/97													
2.0 i Turbo 4x4 (M07)	150	08/91→07/97													
2.5 i V6 (M07)	125	04/93→07/97													
Zubehörsatz, Feststellbremsbacken															
2.0 i (M07)	85	08/89→12/96								➡				03.0137-9092.2	669092
2.0 i 16V (M07)	100	02/94→07/97	➡												
2.0 i 16V 4x4 (M07)	100	02/94→07/97													
2.0 i 4x4 (M07)	85	06/90→07/97													
2.0 i Turbo 4x4 (M07)	150	08/91→07/97													
2.5 i V6 (M07)	125	04/93→07/97													
			➡				03.0137-9243.2	669243							
 Seilzug, Feststellbremse															
2.0 i (M07)	85	08/89→12/96	➡	☐; Scheibenbremse	1		24.3727-0736.2	580736	L= 1.365 L2= 1.498 + Zub						
2.0 i 16V (M07)	100	02/94→07/97	➡												
2.0 i 16V 4x4 (M07)	100	02/94→07/97													
2.0 i 4x4 (M07)	85	06/90→07/97													
2.0 i Turbo 4x4 (M07)	150	08/91→07/97													
2.5 i V6 (M07)	125	04/93→07/97													
OPEL - CAMPO (TF0, TF1) 08/87→06/02															
 Radbremszylinder															
2.3 (TFR16)	72	08/94→09/96	➡	→ 08/96			24.3225-1702.3	020425	Ø 25,4 GG						
2.3 4x4 (TFS16)	72	08/94→09/96	➡												
2.5 TD (TFR54)	56	07/94→06/01													
2.5 TD 4x4 (TFS54)	56	07/94→06/01													
2.5 DTi	74	07/01→12/01													
2.5 DTi 4x4	74	07/01→12/01	➡				24.3225-1702.3	020425	Ø 25,4 GG						
3.1 TD (TFR69)	80	12/92→06/01	➡	→ 08/96			24.3225-1702.3	020425	Ø 25,4 GG						
3.1 TD 4x4 (TFS69)	80	12/92→06/01	➡	09/96→			24.3225-1702.3	020425	Ø 25,4 GG						
 Bremsbackensatz															
2.5 DTi 4x4	74	07/01→12/01	➡				03.0137-0445.2	650445	Ø 294 x 47 - HEB						
3.1 TD 4x4 (TFS69)	80	12/92→06/01	➡	09/96→			03.0137-0445.2	650445	Ø 294 x 47 - HEB						
OPEL - COMBO (71_) 07/94→10/01															
 Radbremszylinder															
1.2	33	07/94→10/01	➡	→ 09/00			24.3219-1111.3	020194	TRW Ø 19,05 GG						
1.4	44	07/94→10/01	➡												
↓															
















	kw			 	! #		
OPEL - COMBO (71_) 07/94 → 10/01							
 Radbremszylinder							
1.4 1.7 D	60 44	07/94 → 10/01 07/94 → 10/01	➔	→ 09/00		24.3219-1111.3 020194	TRW Ø 19,05 GG
Zubehörsatz, Bremsbacken							
1.2 1.4 1.4 1.7 D	33 44 60 44	07/94 → 10/01 07/94 → 10/01 07/94 → 10/01 07/94 → 10/01	➔	→ 09/00		03.0137-9053.2 669053	TRW
 Bremstrommel							
1.2 1.4 1.4 1.7 D	33 44 60 44	07/94 → 10/01 07/94 → 10/01 07/94 → 10/01 07/94 → 10/01	➔	→ 09/00		24.0223-0008.2 480038	Ø 230,0 x 60 / 231
 Bremsbackensatz							
1.2 1.4 1.4 1.7 D	33 44 60 44	07/94 → 10/01 07/94 → 10/01 07/94 → 10/01 07/94 → 10/01	➔	→ 09/00		03.0137-0167.2 650167 03.0520-5819.3 695819	TRW Ø 230 x 51 + HEB TRW Ø 230 x 51 Ø 19,05 + RZ / + Zub TopKit
 Seilzug, Feststellbremse							
1.2 1.4 1.4 1.7 D	33 44 60 44	07/94 → 10/01 07/94 → 10/01 07/94 → 10/01 07/94 → 10/01	➔	⬇; → 09/00; Trommelbremse	1	24.3727-0759.2 580759	L= 1.659 L2= 1.521
OPEL - COMBO Combi / Tour (X12) 02/12 →							
 Radbremszylinder							
1.3 CDTI (C26, D26, E26, C05) 1.3 CDTI (C26, D26, E26, C05) 1.3 CDTI (C26, D26, E26, C05) 1.3 CDTI (C26, D26, E26, C05) 1.6 CDTI (C26, D26, E26, C05) 1.6 CDTI (C26, D26, E26, C05) 1.6 CDTI (C26, D26, E26, C05) 1.6 CDTI (C26, D26, E26, C05) 1.6 CDTI (C26, D26, E26, C05)	55 59 66 70 66 70 77 88	03/15 → 03/15 → 02/12 → 03/16 → 02/12 → 03/15 → 02/12 → 03/15 →	➔	Br.trommeldurchm.innen [Zoll]: 9; kurzer Radstand Br.trommeldurchm.innen [Zoll]: 10; für erhöhte Nutzlast		24.3220-1728.3 020509 24.3225-1704.3 020541	Ø 20,64 ALU Ø 25,4 ALU
1.4 (C26, D26, E26, C06) 1.4 (C26, D26, E26, C06) 1.4 CNG (C26, D26, E26, C05) 2.0 CDTI (C26, D26, E26, C05)	70 88 88 99	02/12 → 02/12 → 02/12 → 02/12 →	➔	Br.trommeldurchm.innen [Zoll]: 10		24.3225-1704.3 020541	Ø 25,4 ALU
Zubehörsatz, Bremsbacken							
1.3 CDTI (C26, D26, E26, C05) 1.3 CDTI (C26, D26, E26, C05) 1.3 CDTI (C26, D26, E26, C05) 1.3 CDTI (C26, D26, E26, C05) 1.6 CDTI (C26, D26, E26, C05) 1.6 CDTI (C26, D26, E26, C05) 1.6 CDTI (C26, D26, E26, C05) 1.6 CDTI (C26, D26, E26, C05)	55 59 66 70 66 70 77 88	03/15 → 03/15 → 02/12 → 03/16 → 02/12 → 03/15 → 02/12 → 03/15 →	➔	Br.trommeldurchm.innen [Zoll]: 9; kurzer Radstand Br.trommeldurchm.innen [Zoll]: 10; langer Radstand		03.0137-9296.2 669296 03.0137-9309.2 669309	AP
1.4 (C26, D26, E26, C06) 1.4 (C26, D26, E26, C06) 1.4 CNG (C26, D26, E26, C05) 2.0 CDTI (C26, D26, E26, C05) ↓	70 88 88 99	02/12 → 02/12 → 02/12 → 02/12 →	➔	Br.trommeldurchm.innen [Zoll]: 10		03.0137-9309.2 669309	AP








	kw			 	! #		
OPEL - COMBO Combi / Tour (X12) 02/12→							
 Bremsbackensatz							
1.3 CDTI (C26, D26, E26, C05)	55	03/15→	➔	Br.trommeldurchm.innen [Zoll]: 9; kurzer Radstand		03.0137-0457.2 650457	AP Ø 228 x 42 + HEB
1.3 CDTI (C26, D26, E26, C05)	59	03/15→	➔	Br.trommeldurchm.innen [Zoll]: 10; langer Radstand		03.0137-0505.2 650505	AP Ø 254 x 57 + HEB
1.3 CDTI (C26, D26, E26, C05)	66	02/12→					
1.3 CDTI (C26, D26, E26, C05)	70	03/16→					
1.6 CDTI (C26, D26, E26, C05)	66	02/12→					
1.6 CDTI (C26, D26, E26, C05)	70	03/15→					
1.6 CDTI (C26, D26, E26, C05)	77	02/12→					
1.6 CDTI (C26, D26, E26, C05)	88	03/15→					
1.4 (C26, D26, E26, C06)	70	02/12→	➔	Br.trommeldurchm.innen [Zoll]: 10		03.0137-0505.2 650505	AP Ø 254 x 57 + HEB
1.4 (C26, D26, E26, C06)	88	02/12→					
1.4 CNG (C26, D26, E26, C05)	88	02/12→					
2.0 CDTI (C26, D26, E26, C05)	99	02/12→					
OPEL - COMBO Kasten/Kombi 10/01→							
 Radbremszylinder							
1.3 CDTI 16V	51	08/05→	➔	→ 10/11		24.3219-1715.3 020122	Ø 19,05 ALU
1.3 CDTI 16V	55	10/05→12/12					
1.4 16V	66	08/05→					
1.6	64	10/01→					
1.6 CNG 16V	69	06/06→					
1.6 CNG 16V	71	04/05→					
1.7 CDTI 16V	74	12/04→					
1.7 DI 16V	48	10/01→					
1.7 DTI 16V	55	10/01→					
Zubehörsatz, Bremsbacken							
1.3 CDTI 16V	51	08/05→	➔	→ 10/11		03.0137-9215.2 669215	
1.3 CDTI 16V	55	10/05→12/12					
1.4 16V	66	08/05→					
1.6	64	10/01→					
1.6 CNG 16V	69	06/06→					
1.6 CNG 16V	71	04/05→					
1.7 CDTI 16V	74	12/04→					
1.7 DI 16V	48	10/01→					
1.7 DTI 16V	55	10/01→					
 Bremstrommel							
1.3 CDTI 16V	51	08/05→	➔	→ 36999999		24.0223-0013.2 480061	Ø 230,0 x 50 / 231
1.3 CDTI 16V	55	10/05→12/12	➔	43000001→; → 10/11		24.0223-0021.1 480186	Ø 230,0 x 50 / 231
1.4 16V	66	08/05→					
1.6	64	10/01→					
1.6 CNG 16V	69	06/06→					
1.6 CNG 16V	71	04/05→					
1.7 CDTI 16V	74	12/04→					
1.7 DI 16V	48	10/01→					
1.7 DTI 16V	55	10/01→					
 Bremsbackensatz							
1.3 CDTI 16V	51	08/05→	➔	→ 10/11		03.0137-0424.2 650424	Ø 230 x 42 + HEB
1.3 CDTI 16V	55	10/05→12/12				03.0520-6019.3 696019	Ø 230 x 42 Ø 19,05 + RZ / + Zub TopKit
1.4 16V	66	08/05→					
1.6	64	10/01→					
1.6 CNG 16V	69	06/06→					
1.6 CNG 16V	71	04/05→					
1.7 CDTI 16V	74	12/04→					
1.7 DI 16V	48	10/01→					
1.7 DTI 16V	55	10/01→					
 Seilzug, Feststellbremse							
1.3 CDTI 16V	51	08/05→	←	☒; → 10/11	1	24.3727-0767.2 580767	L= 445
1.3 CDTI 16V	55	10/05→12/12	➔	☒; → 10/11	2	24.3727-0746.2 580746	L= 182 + Zub
1.4 16V	66	08/05→	➔	☒; → 10/11; Trommelbremse	1	24.3727-0761.2 580761	L= 1.235 L2= 1.235
1.6	64	10/01→					
1.6 CNG 16V	69	06/06→					
1.6 CNG 16V	71	04/05→					
1.7 CDTI 16V	74	12/04→					
1.7 DI 16V	48	10/01→					
1.7 DTI 16V	55	10/01→					












	kw				! #		
OPEL - COMBO Kasten/Kombi (X12) 02/12→							
 Radbremszylinder							
1.3 CDTI (B05)	59	02/12→	➔	03/15→; Br.trommeldurchm.innen [Zoll]: 9; kurzer Radstand		24.3220-1728.3 020509	Ø 20,64 ALU
			➔	03/15→; Br.trommeldurchm.innen [Zoll]: 10; für erhöhte Nutzlast		24.3225-1704.3 020541	Ø 25,4 ALU
1.3 CDTI (B05)	66	02/12→	➔	Br.trommeldurchm.innen [Zoll]: 9; kurzer Radstand		24.3220-1728.3 020509	Ø 20,64 ALU
1.3 CDTI (B05)	70	03/16→					
1.6 CDTI (B05)	66	02/12→	➔	Br.trommeldurchm.innen [Zoll]: 10; für erhöhte Nutzlast		24.3225-1704.3 020541	Ø 25,4 ALU
1.6 CDTI (B05)	74	02/12→					
1.6 CDTI (B05)	77	02/12→					
1.6 CDTI (B05)	88	04/15→					
1.4 (B05)	70	02/12→	➔	Br.trommeldurchm.innen [Zoll]: 10		24.3225-1704.3 020541	Ø 25,4 ALU
1.4 (B05)	88	02/12→					
1.4 CNG (B05)	88	02/12→					
2.0 CDTI (B05)	99	02/12→					
Zubehörsatz, Bremsbacken							
1.3 CDTI (B05)	59	02/12→	➔	03/15→; Br.trommeldurchm.innen [Zoll]: 9; kurzer Radstand		03.0137-9296.2 669296	
			➔	03/15→; Br.trommeldurchm.innen [Zoll]: 10; langer Radstand		03.0137-9309.2 669309	AP
1.3 CDTI (B05)	66	02/12→	➔	Br.trommeldurchm.innen [Zoll]: 9; kurzer Radstand		03.0137-9296.2 669296	
1.3 CDTI (B05)	70	03/16→					
1.6 CDTI (B05)	66	02/12→	➔	Br.trommeldurchm.innen [Zoll]: 10; langer Radstand		03.0137-9309.2 669309	AP
1.6 CDTI (B05)	74	02/12→					
1.6 CDTI (B05)	77	02/12→					
1.6 CDTI (B05)	88	04/15→					
1.4 (B05)	70	02/12→	➔	Br.trommeldurchm.innen [Zoll]: 10		03.0137-9309.2 669309	AP
1.4 (B05)	88	02/12→					
1.4 CNG (B05)	88	02/12→					
2.0 CDTI (B05)	99	02/12→					
 Bremsbackensatz							
1.3 CDTI (B05)	59	02/12→	➔	03/15→; Br.trommeldurchm.innen [Zoll]: 9; kurzer Radstand		03.0137-0457.2 650457	AP Ø 228 x 42 + HEB
			➔	03/15→; Br.trommeldurchm.innen [Zoll]: 10; langer Radstand		03.0137-0505.2 650505	AP Ø 254 x 57 + HEB
1.3 CDTI (B05)	66	02/12→	➔	Br.trommeldurchm.innen [Zoll]: 9; kurzer Radstand		03.0137-0457.2 650457	AP Ø 228 x 42 + HEB
1.3 CDTI (B05)	70	03/16→					
1.6 CDTI (B05)	66	02/12→	➔	Br.trommeldurchm.innen [Zoll]: 10; langer Radstand		03.0137-0505.2 650505	AP Ø 254 x 57 + HEB
1.6 CDTI (B05)	74	02/12→					
1.6 CDTI (B05)	77	02/12→					
1.6 CDTI (B05)	88	04/15→					
1.4 (B05)	70	02/12→	➔	Br.trommeldurchm.innen [Zoll]: 10		03.0137-0505.2 650505	AP Ø 254 x 57 + HEB
1.4 (B05)	88	02/12→					
1.4 CNG (B05)	88	02/12→					
2.0 CDTI (B05)	99	02/12→					
OPEL - COMBO Tour 10/01→12/11							
 Radbremszylinder							
1.3 CDTI 16V	51	06/04→01/11	➔			24.3219-1715.3 020122	Ø 19,05 ALU
1.6	64	10/01→09/06					
1.6 CNG	71	04/05→01/11					
1.7 DI 16V	48	10/01→06/04					
1.7 DTI 16V	55	10/01→06/04					
1.3 CDTI 16V	55	10/05→12/11	➔	→ 10/11		24.3219-1715.3 020122	Ø 19,05 ALU
1.4	66	10/04→12/11					
1.6 CNG	69	06/06→12/11					
1.7 CDTI 16V	74	07/04→12/11					
Zubehörsatz, Bremsbacken							
1.3 CDTI 16V	51	06/04→01/11	➔			03.0137-9215.2 669215	
1.6	64	10/01→09/06					
1.6 CNG	71	04/05→01/11					
1.7 DI 16V	48	10/01→06/04					
1.7 DTI 16V	55	10/01→06/04					
1.3 CDTI 16V	55	10/05→12/11	➔	→ 10/11		03.0137-9215.2 669215	
1.4	66	10/04→12/11					
1.6 CNG	69	06/06→12/11					
1.7 CDTI 16V	74	07/04→12/11					
 Bremstrommel							
1.3 CDTI 16V	51	06/04→01/11	➔	→ 36999999		24.0223-0013.2 480061	Ø 230,0 x 50 / 231
↓							











	kw				! #		
OPEL - COMBO Tour 10/01→12/11							
Bremstrommel							
1.6	64	10/01→09/06	➔	43000001→		24.0223-0021.1 480186	Ø 230,0 x 50 / 231
1.6 CNG	71	04/05→01/11					
1.7 DI 16V	48	10/01→06/04					
1.7 DTI 16V	55	10/01→06/04					
1.3 CDTI 16V	55	10/05→12/11	➔	→ 36999999		24.0223-0013.2 480061	Ø 230,0 x 50 / 231
1.4	66	10/04→12/11					
1.6 CNG	69	06/06→12/11	➔	43000001→; → 10/11		24.0223-0021.1 480186	Ø 230,0 x 50 / 231
1.7 CDTI 16V	74	07/04→12/11					
Bremsbackensatz							
1.3 CDTI 16V	51	06/04→01/11	➔			03.0137-0424.2 650424	Ø 230 x 42 + HEB
1.6	64	10/01→09/06				03.0520-6019.3 696019	Ø 230 x 42 Ø 19,05 + RZ / + Zub TopKit
1.6 CNG	71	04/05→01/11					
1.7 DI 16V	48	10/01→06/04					
1.7 DTI 16V	55	10/01→06/04					
1.3 CDTI 16V	55	10/05→12/11	➔	→ 10/11		03.0137-0424.2 650424	Ø 230 x 42 + HEB
1.4	66	10/04→12/11				03.0520-6019.3 696019	Ø 230 x 42 Ø 19,05 + RZ / + Zub TopKit
1.6 CNG	69	06/06→12/11					
1.7 CDTI 16V	74	07/04→12/11					
Seilzug, Feststellbremse							
1.3 CDTI 16V	51	06/04→01/11	←	⬆	1	24.3727-0767.2 580767	L= 445
1.6	64	10/01→09/06					
1.6 CNG	71	04/05→01/11	➔	⬇	2	24.3727-0746.2 580746	L= 182 + Zub
1.7 DI 16V	48	10/01→06/04	➔	⬇; Trommelbremse	1	24.3727-0761.2 580761	L= 1.235 L2= 1.235
1.7 DTI 16V	55	10/01→06/04					
1.3 CDTI 16V	55	10/05→12/11	←	⬆; → 10/11	1	24.3727-0767.2 580767	L= 445
1.4	66	10/04→12/11					
1.6 CNG	69	06/06→12/11	➔	⬇; → 10/11	2	24.3727-0746.2 580746	L= 182 + Zub
1.7 CDTI 16V	74	07/04→12/11	➔	⬇; → 10/11; Trommelbremse	1	24.3727-0761.2 580761	L= 1.235 L2= 1.235
OPEL - CORSA B (S93) 03/93→12/02							
Radbremszylinder							
1.0 i 12V (F08, F68, M68)	40	11/96→09/00	➔			24.3219-1715.3 020122	Ø 19,05 ALU
1.2 i (F08, F68, M68)	33	03/93→09/00				24.3219-1767.3 020552	Ø 19,05 GG
1.4 i (F08, F68, M68)	40	03/93→09/00					
1.4 i (F08, F68, M68)	44	03/93→09/00					
1.4 i 16V (F08, F68, M68)	66	09/94→09/00					
1.4 Si (F08, F68, M68)	60	03/93→09/00					
1.5 D (F08, F68, M68)	37	03/93→09/00					
1.5 TD (F08, F68, M68)	49	03/93→09/00					
1.6 i 16V (F08, F68, M68)	78	09/94→09/00					
1.7 D (F08, F68, M68)	44	02/96→09/00					
1.2 i 16V (F08, F68, M68)	48	03/98→09/00	➔	04/98→		24.3219-1715.3 020122	Ø 19,05 ALU
						24.3219-1767.3 020552	Ø 19,05 GG
1.6 GSI 16V (F08, F68, M68)	80	03/93→09/00	➔	09/93→		24.3219-1715.3 020122	Ø 19,05 ALU
						24.3219-1767.3 020552	Ø 19,05 GG
Zubehörsatz, Bremsbacken							
1.0 i 12V (F08, F68, M68)	40	11/96→09/00	➔			03.0137-9166.2 669166	
1.2 i (F08, F68, M68)	33	03/93→09/00					
1.4 i (F08, F68, M68)	40	03/93→09/00					
1.4 i (F08, F68, M68)	44	03/93→09/00					
1.4 i 16V (F08, F68, M68)	66	09/94→09/00					
1.4 Si (F08, F68, M68)	60	03/93→09/00					
1.5 D (F08, F68, M68)	37	03/93→09/00					
1.5 TD (F08, F68, M68)	49	03/93→09/00					
1.6 i 16V (F08, F68, M68)	78	09/94→09/00					
1.7 D (F08, F68, M68)	44	02/96→09/00					
1.2 i 16V (F08, F68, M68)	48	03/98→09/00	➔	04/98→		03.0137-9166.2 669166	
1.6 GSI 16V (F08, F68, M68)	80	03/93→09/00	➔	09/93→		03.0137-9166.2 669166	
Bremstrommel							
1.0 i 12V (F08, F68, M68)	40	11/96→09/00	➔	- ABS		24.0220-0012.1 480017	Ø 200,0 x 35 / 201 - RLG
1.2 i (F08, F68, M68)	33	03/93→09/00				24.0220-0712.2 480208	Ø 200,0 x 35 / 201 + RLG
1.4 i (F08, F68, M68)	40	03/93→09/00	➔	+ ABS		24.0220-0033.2 480132	Ø 200,0 x 35 / 201 - RLG / + ABS Ring
1.4 i (F08, F68, M68)	44	03/93→09/00					













	kw			 	! #		
OPEL - CORSA B (S93) 03/93→12/02							
Bremstrommel							
1.4 i 16V (F08, F68, M68)	66	09/94→09/00	➔	- ABS		24.0220-0012.1 480017	Ø 200,0 x 35 / 201 - RLG
1.4 Si (F08, F68, M68)	60	03/93→09/00				24.0220-0712.2 480208	Ø 200,0 x 35 / 201 + RLG
1.5 D (F08, F68, M68)	37	03/93→09/00	➔	+ ABS		24.0220-0033.2 480132	Ø 200,0 x 35 / 201
1.5 TD (F08, F68, M68)	49	03/93→09/00					- RLG / + ABS Ring
1.6 i 16V (F08, F68, M68)	78	09/94→09/00					
1.7 D (F08, F68, M68)	44	02/96→09/00					
1.2 i 16V (F08, F68, M68)	48	03/98→09/00	➔	04/98→; - ABS		24.0220-0012.1 480017	Ø 200,0 x 35 / 201 - RLG
			➔	04/98→; + ABS		24.0220-0712.2 480208	Ø 200,0 x 35 / 201 + RLG
1.6 GSI 16V (F08, F68, M68)	80	03/93→09/00	➔	09/93→; - ABS		24.0220-0012.1 480017	Ø 200,0 x 35 / 201 - RLG
			➔	09/93→; + ABS		24.0220-0712.2 480208	Ø 200,0 x 35 / 201 + RLG
						24.0220-0033.2 480132	Ø 200,0 x 35 / 201 - RLG / + ABS Ring
Bremsbackensatz							
1.0 i 12V (F08, F68, M68)	40	11/96→09/00	➔			03.0137-0266.2 650266	Ø 200 x 29 + HEB
1.2 i (F08, F68, M68)	33	03/93→09/00				03.0420-1019.3 681019	TRW Ø 200 x 29 Ø 19,05 + RZ / + Zub Kit
1.4 i (F08, F68, M68)	40	03/93→09/00				03.0520-1019.3 691019	TRW Ø 200 x 29 Ø 19,05 + RZ / + Zub TopKit
1.4 i (F08, F68, M68)	44	03/93→09/00					
1.4 i 16V (F08, F68, M68)	66	09/94→09/00					
1.4 Si (F08, F68, M68)	60	03/93→09/00					
1.5 D (F08, F68, M68)	37	03/93→09/00					
1.5 TD (F08, F68, M68)	49	03/93→09/00					
1.6 i 16V (F08, F68, M68)	78	09/94→09/00					
1.7 D (F08, F68, M68)	44	02/96→09/00					
1.2 i 16V (F08, F68, M68)	48	03/98→09/00	➔	04/98→		03.0137-0266.2 650266	Ø 200 x 29 + HEB
						03.0420-1019.3 681019	TRW Ø 200 x 29 Ø 19,05 + RZ / + Zub Kit
						03.0520-1019.3 691019	TRW Ø 200 x 29 Ø 19,05 + RZ / + Zub TopKit
1.6 GSI 16V (F08, F68, M68)	80	03/93→09/00	➔	09/93→		03.0137-0266.2 650266	Ø 200 x 29 + HEB
						03.0420-1019.3 681019	TRW Ø 200 x 29 Ø 19,05 + RZ / + Zub Kit
						03.0520-1019.3 691019	TRW Ø 200 x 29 Ø 19,05 + RZ / + Zub TopKit
Seilzug, Feststellbremse							
1.0 i 12V (F08, F68, M68)	40	11/96→09/00	➔	<input type="checkbox"/> ; Trommelbremse		24.3727-0743.2 580743	L= 1.373 + Zub
1.2 i (F08, F68, M68)	33	03/93→09/00	➔	<input checked="" type="checkbox"/> ; Trommelbremse		24.3727-0744.2 580744	L= 1.078 + Zub
1.4 i (F08, F68, M68)	40	03/93→09/00					
1.4 i (F08, F68, M68)	44	03/93→09/00					
1.4 i 16V (F08, F68, M68)	66	09/94→09/00					
1.4 Si (F08, F68, M68)	60	03/93→09/00					
1.5 D (F08, F68, M68)	37	03/93→09/00					
1.5 TD (F08, F68, M68)	49	03/93→09/00					
1.6 i 16V (F08, F68, M68)	78	09/94→09/00					
1.7 D (F08, F68, M68)	44	02/96→09/00					
1.2 i 16V (F08, F68, M68)	48	03/98→09/00	➔	<input type="checkbox"/> ; 04/98→; Trommelbremse		24.3727-0743.2 580743	L= 1.373 + Zub
			➔	<input checked="" type="checkbox"/> ; 04/98→; Trommelbremse		24.3727-0744.2 580744	L= 1.078 + Zub
1.6 GSI 16V (F08, F68, M68)	80	03/93→09/00	➔	<input type="checkbox"/> ; 09/93→; Trommelbremse		24.3727-0743.2 580743	L= 1.373 + Zub
			➔	<input checked="" type="checkbox"/> ; 09/93→; Trommelbremse		24.3727-0744.2 580744	L= 1.078 + Zub
OPEL - CORSA B Caravan (S93) 04/98→12/02							
Radbremsszylinder							
1.4 i 16V (F35)	66	01/99→12/02	➔	→ 09/00		24.3219-1715.3 020122	Ø 19,05 ALU
1.7 D (F35)	44	01/99→12/02				24.3219-1767.3 020552	Ø 19,05 GG
Zubehörsatz, Bremsbacken							
1.4 i 16V (F35)	66	01/99→12/02	➔	→ 09/00		03.0137-9166.2 669166	
1.7 D (F35)	44	01/99→12/02					
Bremstrommel							
1.4 i 16V (F35)	66	01/99→12/02	➔	→ 09/00; - ABS		24.0220-0012.1 480017	Ø 200,0 x 35 / 201 - RLG
1.7 D (F35)	44	01/99→12/02					













	kw					! #		
OPEL - CORSA B Caravan (S93) 04/98→12/02								
 Bremstrommel								
1.4 i 16V (F35)	66	01/99→12/02	➔	→ 09/00; - ABS		24.0220-0712.2	480208	Ø 200,0 x 35 / 201 + RLG
1.7 D (F35)	44	01/99→12/02	➔	→ 09/00; + ABS		24.0220-0033.2	480132	Ø 200,0 x 35 / 201 - RLG / + ABS Ring
 Bremsbackensatz								
1.4 i 16V (F35)	66	01/99→12/02	➔	→ 09/00		03.0137-0266.2	650266	Ø 200 x 29 + HEB
1.7 D (F35)	44	01/99→12/02				03.0420-1019.3	681019	TRW Ø 200 x 29 Ø 19,05 + RZ / + Zub Kit
						03.0520-1019.3	691019	TRW Ø 200 x 29 Ø 19,05 + RZ / + Zub TopKit
 Seilzug, Feststellbremse								
1.4 i 16V (F35)	66	01/99→12/02	➔	<input type="checkbox"/> ; → 09/00; Trommelbremse		24.3727-0743.2	580743	L= 1.373 + Zub
1.7 D (F35)	44	01/99→12/02	➔	<input checked="" type="checkbox"/> ; → 09/00; Trommelbremse		24.3727-0744.2	580744	L= 1.078 + Zub
OPEL - CORSA B Kasten (S93) 08/94→12/01								
 Radbremszylinder								
1.4 i (F08, W5L)	44	08/99→09/00	➔			24.3219-1715.3	020122	Ø 19,05 ALU
1.7 D (F08, W5L)	44	08/99→09/00				24.3219-1767.3	020552	Ø 19,05 GG
Zubehörsatz, Bremsbacken								
1.4 i (F08, W5L)	44	08/99→09/00	➔			03.0137-9166.2	669166	
1.7 D (F08, W5L)	44	08/99→09/00						
 Bremstrommel								
1.4 i (F08, W5L)	44	08/99→09/00	➔	- ABS		24.0220-0012.1	480017	Ø 200,0 x 35 / 201 - RLG
1.7 D (F08, W5L)	44	08/99→09/00				24.0220-0712.2	480208	Ø 200,0 x 35 / 201 + RLG
			➔	+ ABS		24.0220-0033.2	480132	Ø 200,0 x 35 / 201 - RLG / + ABS Ring
 Bremsbackensatz								
1.4 i (F08, W5L)	44	08/99→09/00	➔			03.0137-0266.2	650266	Ø 200 x 29 + HEB
1.7 D (F08, W5L)	44	08/99→09/00				03.0420-1019.3	681019	TRW Ø 200 x 29 Ø 19,05 + RZ / + Zub Kit
						03.0520-1019.3	691019	TRW Ø 200 x 29 Ø 19,05 + RZ / + Zub TopKit
 Seilzug, Feststellbremse								
1.4 i (F08, W5L)	44	08/99→09/00	➔	<input type="checkbox"/> ; Trommelbremse		24.3727-0743.2	580743	L= 1.373 + Zub
1.7 D (F08, W5L)	44	08/99→09/00	➔	<input checked="" type="checkbox"/> ; Trommelbremse		24.3727-0744.2	580744	L= 1.078 + Zub
OPEL - CORSA C (X01) 09/00→12/09								
 Radbremszylinder								
1.0 (F08, F68)	43	09/00→06/03	➔			24.3219-1715.3	020122	Ø 19,05 ALU
1.0 (F08, F68)	44	06/03→12/09	➔	→ 09/06		24.3219-1715.3	020122	Ø 19,05 ALU
1.2 (F08, F68)	55	09/00→12/09						
1.2 Twinport (F08, F68)	59	07/04→12/09						
1.3 CDTI (F08, F68)	51	06/03→12/09						
1.4 (F08, F68)	66	09/00→12/09						
1.4 Twinport (F08, F68)	66	06/03→12/09						
1.7 DI (F08, F68)	48	09/00→12/09						
1.7 DTI (F08, F68)	55	09/00→12/09						
1.7 CDTI (F08, F68)	74	06/03→12/09	➔	→ 09/06		24.3220-1719.3	020448	Ø 20,64 ALU
Zubehörsatz, Bremsbacken								
1.0 (F08, F68)	43	09/00→06/03	➔	- ABS		03.0137-9166.2	669166	
			➔	+ ABS		03.0137-9167.2	669167	
1.0 (F08, F68)	44	06/03→12/09	➔	- ABS; → 09/06		03.0137-9166.2	669166	
1.2 (F08, F68)	55	09/00→12/09						
1.2 Twinport (F08, F68)	59	07/04→12/09	➔	+ ABS; → 09/06		03.0137-9167.2	669167	
1.3 CDTI (F08, F68)	51	06/03→12/09						
1.4 (F08, F68)	66	09/00→12/09						
1.4 Twinport (F08, F68)	66	06/03→12/09						
1.7 CDTI (F08, F68)	74	06/03→12/09						
1.7 DI (F08, F68)	48	09/00→12/09						
1.7 DTI (F08, F68)	55	09/00→12/09						
↓								















	kw			 	! #		
OPEL - CORSA C (X01) 09/00→12/09							
Bremstrommel							
1.0 (F08, F68)	43	09/00→06/03	➡	+ ABS		24.0220-0038.1 480162	Ø 200,0 x 54 / 201 - RLG / - ABS Ring
			➡	- ABS		24.0220-0738.2 480214	Ø 200,0 x 54 / 201 + RLG / - ABS Ring
1.0 (F08, F68)	44	06/03→12/09	➡	+ ABS; → 09/06		24.0220-0038.1 480162	Ø 200,0 x 54 / 201 - RLG / - ABS Ring
1.2 (F08, F68)	55	09/00→12/09				24.0220-0738.2 480214	Ø 200,0 x 54 / 201 + RLG / - ABS Ring
1.2 Twinport (F08, F68)	59	07/04→12/09					
1.3 CDTI (F08, F68)	51	06/03→12/09					
1.4 (F08, F68)	66	09/00→12/09					
1.4 Twinport (F08, F68)	66	06/03→12/09	➡	- ABS; → 09/06		24.0220-0039.1 480163	Ø 200,0 x 35 / 201 - RLG / - ABS Ring
1.7 DI (F08, F68)	48	09/00→12/09					
1.7 DTI (F08, F68)	55	09/00→12/09					
Bremsbackensatz							
1.0 (F08, F68)	43	09/00→06/03	➡	- ABS		03.0137-0395.2 650395	Ø 200 x 29 + HEB
			➡	+ ABS		03.0520-5119.3 695119	Ø 200 x 29 Ø 19,05 + RZ / + Zub TopKit
1.0 (F08, F68)	44	06/03→12/09	➡	- ABS; → 09/06		03.0137-0395.2 650395	Ø 200 x 29 + HEB
1.2 (F08, F68)	55	09/00→12/09				03.0520-5119.3 695119	Ø 200 x 29 Ø 19,05 + RZ / + Zub TopKit
1.2 Twinport (F08, F68)	59	07/04→12/09					
1.3 CDTI (F08, F68)	51	06/03→12/09					
1.4 (F08, F68)	66	09/00→12/09	➡	+ ABS; → 09/06		03.0137-0396.2 650396	Ø 200 x 46 + HEB
1.4 Twinport (F08, F68)	66	06/03→12/09				03.0520-5219.3 695219	Ø 200 x 46 Ø 19,05 + RZ / + Zub TopKit
1.7 DI (F08, F68)	48	09/00→12/09					
1.7 DTI (F08, F68)	55	09/00→12/09					
1.7 CDTI (F08, F68)	74	06/03→12/09	➡	- ABS; → 09/06		03.0137-0395.2 650395	Ø 200 x 29 + HEB
			➡	+ ABS; → 09/06		03.0137-0396.2 650396	Ø 200 x 46 + HEB
Seilzug, Feststellbremse							
1.0 (F08, F68)	43	09/00→06/03	←	☒; Trommelbremse	1	24.3727-0755.2 580755	L= 330 + Zub
			➡	☐; Trommelbremse		24.3727-0749.2 580749	L= 832 + Zub
			➡	☐; Trommelbremse		24.3727-0750.2 580750	L= 1.095 + Zub
			➡	☒; + ABS; Trommelbremse	2	24.3727-0786.2 580786	L= 217
			➡	☒; - ABS; Trommelbremse	2	24.3727-0787.2 580787	L= 217
1.0 (F08, F68)	44	06/03→12/09	←	☒; → 09/06; Trommelbremse	1	24.3727-0755.2 580755	L= 330 + Zub
1.2 (F08, F68)	55	09/00→12/09	➡	☐; → 09/06; Trommelbremse		24.3727-0749.2 580749	L= 832 + Zub
1.2 Twinport (F08, F68)	59	07/04→12/09	➡	☐; → 09/06; Trommelbremse		24.3727-0750.2 580750	L= 1.095 + Zub
1.7 DI (F08, F68)	48	09/00→12/09	➡	☒; → 09/06; + ABS; Trommelbremse	2	24.3727-0786.2 580786	L= 217
			➡	☒; → 09/06; - ABS; Trommelbremse	2	24.3727-0787.2 580787	L= 217
1.3 CDTI (F08, F68)	51	06/03→12/09	←	☒; → 09/06; Trommelbremse	1	24.3727-0755.2 580755	L= 330 + Zub
1.7 CDTI (F08, F68)	74	06/03→12/09	➡	☐; → 09/06; Trommelbremse		24.3727-0749.2 580749	L= 832 + Zub
1.7 DTI (F08, F68)	55	09/00→12/09	➡	☐; → 09/06; Trommelbremse		24.3727-0769.2 580769	L= 1.106
			➡	☒; → 09/06; + ABS; Trommelbremse	2	24.3727-0786.2 580786	L= 217
			➡	☒; → 09/06; - ABS; Trommelbremse	2	24.3727-0787.2 580787	L= 217
1.4 (F08, F68)	66	09/00→12/09	←	☒; → 09/06; Scheibenbremse	1	24.3727-0755.2 580755	L= 330 + Zub
1.4 Twinport (F08, F68)	66	06/03→12/09	➡	☐; → 09/06; Trommelbremse		24.3727-0749.2 580749	L= 832 + Zub
1.8 (F08, F68)	92	09/00→12/09	➡	☐; → 09/06; Scheibenbremse		24.3727-0766.2 580766	L= 1.143
			➡	☐; → 09/06; Scheibenbremse		24.3727-0768.2 580768	L= 1.426
			➡	☐; → 09/06; Trommelbremse		24.3727-0769.2 580769	L= 1.106
			➡	☒; → 09/06; + ABS; Trommelbremse	2	24.3727-0786.2 580786	L= 217
			➡	☒; → 09/06; - ABS; Trommelbremse	2	24.3727-0787.2 580787	L= 217














	kw			 	! #		
OPEL - CORSA C Kasten (X01) 09/00→12/12							
 Radbremszylinder							
1.2 (F08, W5L)	59	07/05→06/06	➔			24.3219-1715.3 020122	Ø 19,05 ALU
1.2 16V (F08, W5L)	55	09/00→07/03					
1.3 CDTi 16V (F08, W5L)	51	07/05→06/06					
1.7 DI 16V (F08, W5L)	48	09/00→07/03					
1.7 DTi 16V (F08, W5L)	55	09/00→07/03					
1.4 (W5L, F08)	66	08/03→06/12	➔	→ 09/06		24.3219-1715.3 020122	Ø 19,05 ALU
1.7 CDTi (F08, W5L)	74	08/03→12/12	➔	→ 09/06		24.3220-1719.3 020448	Ø 20,64 ALU
Zubehörsatz, Bremsbacken							
1.2 (F08, W5L)	59	07/05→06/06	➔	- ABS		03.0137-9166.2 669166	
1.2 16V (F08, W5L)	55	09/00→07/03					
1.3 CDTi 16V (F08, W5L)	51	07/05→06/06	➔	+ ABS		03.0137-9167.2 669167	
1.7 DI 16V (F08, W5L)	48	09/00→07/03					
1.7 DTi 16V (F08, W5L)	55	09/00→07/03					
1.4 (W5L, F08)	66	08/03→06/12	➔	→ 09/06; - ABS		03.0137-9166.2 669166	
1.7 CDTi (F08, W5L)	74	08/03→12/12	➔	→ 09/06; + ABS		03.0137-9167.2 669167	
 Bremstrommel							
1.2 (F08, W5L)	59	07/05→06/06	➔	+ ABS		24.0220-0038.1 480162	Ø 200,0 x 54 / 201 - RLG / - ABS Ring
1.2 16V (F08, W5L)	55	09/00→07/03					
1.3 CDTi 16V (F08, W5L)	51	07/05→06/06				24.0220-0738.2 480214	Ø 200,0 x 54 / 201 + RLG / - ABS Ring
1.7 DI 16V (F08, W5L)	48	09/00→07/03					
1.7 DTi 16V (F08, W5L)	55	09/00→07/03	➔	- ABS		24.0220-0039.1 480163	Ø 200,0 x 35 / 201 - RLG / - ABS Ring
1.4 (W5L, F08)	66	08/03→06/12	➔	→ 09/06; + ABS		24.0220-0038.1 480162	Ø 200,0 x 54 / 201 - RLG / - ABS Ring
						24.0220-0738.2 480214	Ø 200,0 x 54 / 201 + RLG / - ABS Ring
			➔	→ 09/06; - ABS		24.0220-0039.1 480163	Ø 200,0 x 35 / 201 - RLG / - ABS Ring
 Bremsbackensatz							
1.2 (F08, W5L)	59	07/05→06/06	➔	- ABS		03.0137-0395.2 650395	Ø 200 x 29 + HEB
1.2 16V (F08, W5L)	55	09/00→07/03				03.0520-5119.3 695119	Ø 200 x 29 Ø 19,05 + RZ / + Zub TopKit
1.3 CDTi 16V (F08, W5L)	51	07/05→06/06					
1.7 DI 16V (F08, W5L)	48	09/00→07/03	➔	+ ABS		03.0137-0396.2 650396	Ø 200 x 46 + HEB
1.7 DTi 16V (F08, W5L)	55	09/00→07/03				03.0520-5219.3 695219	Ø 200 x 46 Ø 19,05 + RZ / + Zub TopKit
1.4 (W5L, F08)	66	08/03→06/12	➔	→ 09/06; - ABS		03.0137-0395.2 650395	Ø 200 x 29 + HEB
						03.0520-5119.3 695119	Ø 200 x 29 Ø 19,05 + RZ / + Zub TopKit
			➔	→ 09/06; + ABS		03.0137-0396.2 650396	Ø 200 x 46 + HEB
						03.0520-5219.3 695219	Ø 200 x 46 Ø 19,05 + RZ / + Zub TopKit
1.7 CDTi (F08, W5L)	74	08/03→12/12	➔	→ 09/06; - ABS		03.0137-0395.2 650395	Ø 200 x 29 + HEB
			➔	→ 09/06; + ABS		03.0137-0396.2 650396	Ø 200 x 46 + HEB
 Seilzug, Feststellbremse							
1.2 (F08, W5L)	59	07/05→06/06	←	☒; Trommelbremse	1	24.3727-0755.2 580755	L= 330 + Zub
1.2 16V (F08, W5L)	55	09/00→07/03	➔	☐; Trommelbremse		24.3727-0749.2 580749	L= 832 + Zub
1.7 DI 16V (F08, W5L)	48	09/00→07/03	➔	☐; Trommelbremse		24.3727-0750.2 580750	L= 1.095 + Zub
			➔	☒; + ABS; Trommelbremse	2	24.3727-0786.2 580786	L= 217
			➔	☒; - ABS; Trommelbremse	2	24.3727-0787.2 580787	L= 217
1.3 CDTi 16V (F08, W5L)	51	07/05→06/06	←	☒; Trommelbremse	1	24.3727-0755.2 580755	L= 330 + Zub
1.7 DTi 16V (F08, W5L)	55	09/00→07/03	➔	☐; Trommelbremse		24.3727-0749.2 580749	L= 832 + Zub
			➔	☐; Trommelbremse		24.3727-0769.2 580769	L= 1.106
			➔	☒; + ABS; Trommelbremse	2	24.3727-0786.2 580786	L= 217
			➔	☒; - ABS; Trommelbremse	2	24.3727-0787.2 580787	L= 217
1.4 (W5L, F08)	66	08/03→06/12	←	☒; → 09/06; Scheibenbremse	1	24.3727-0755.2 580755	L= 330 + Zub
			➔	☐; → 09/06; Trommelbremse		24.3727-0749.2 580749	L= 832 + Zub
			➔	☐; → 09/06; Scheibenbremse		24.3727-0766.2 580766	L= 1.143
			➔	☐; → 09/06; Scheibenbremse		24.3727-0768.2 580768	L= 1.426














	kw				! #		
OPEL - CORSA C Kasten (X01) 09/00→12/12							
 Seilzug, Feststellbremse							
1.4 (W5L, F08)	66	08/03→06/12	➡	☐; → 09/06; Trommelbremse		24.3727-0769.2 580769	L= 1.106
			➡	☑; → 09/06; + ABS; Trommelbremse	2	24.3727-0786.2 580786	L= 217
			➡	☒; → 09/06; - ABS; Trommelbremse	2	24.3727-0787.2 580787	L= 217
1.7 CDTi (F08, W5L)	74	08/03→12/12	➡	☑; → 09/06; Trommelbremse	1	24.3727-0755.2 580755	L= 330 + Zub
			➡	☐; → 09/06; Trommelbremse		24.3727-0749.2 580749	L= 832 + Zub
			➡	☐; → 09/06; Trommelbremse		24.3727-0769.2 580769	L= 1.106
			➡	☑; → 09/06; + ABS; Trommelbremse	2	24.3727-0786.2 580786	L= 217
			➡	☒; → 09/06; - ABS; Trommelbremse	2	24.3727-0787.2 580787	L= 217
OPEL - CORSA D (S07) 07/06→08/14							
 Radbremszylinder							
1.0 (L08, L68)	44	07/06→12/10	➡	10/06→		24.3219-1755.3 020508	Ø 19,05 ALU
1.2 (L08, L68)	59	07/06→08/14					
1.3 CDTi (L08, L68)	55	07/06→08/14					
1.3 CDTi (L08, L68)	66	07/06→06/11					
1.4 (L08, L68)	66	07/06→08/14					
1.4 LPG (L08, L68)	66	08/06→12/11					
1.0 (L08, L68)	48	12/09→08/14	➡			24.3219-1755.3 020508	Ø 19,05 ALU
1.2 (L08, L68)	51	12/09→08/14					
1.2 (L08, L68)	63	12/09→08/14					
1.2 LPG (L08, L68)	59	08/06→08/14					
1.2 LPG (L08, L68)	61	06/11→08/14					
1.2 LPG (L08, L68)	63	06/11→08/14					
1.3 CDTi (L08, L68)	70	06/09→08/14					
1.4 (L08, L68)	64	09/09→08/14					
1.4 (L08, L68)	74	12/09→08/14					
1.4 LPG (L08, L68)	64	09/09→08/14					
Zubehörsatz, Bremsbacken							
1.0 (L08, L68)	44	07/06→12/10	➡	10/06→; TÜrenanzahl: 5		03.0137-9309.2 669309	AP
1.2 (L08, L68)	59	07/06→08/14					
1.3 CDTi (L08, L68)	55	07/06→08/14	➡	10/06→; TÜrenanzahl: 3		03.0137-9310.2 669310	AP
1.3 CDTi (L08, L68)	66	07/06→06/11					
1.4 (L08, L68)	66	07/06→08/14					
1.4 LPG (L08, L68)	66	08/06→12/11					
1.0 (L08, L68)	48	12/09→08/14	➡	TÜrenanzahl: 5		03.0137-9309.2 669309	AP
1.2 (L08, L68)	51	12/09→08/14					
1.2 (L08, L68)	63	12/09→08/14	➡	TÜrenanzahl: 3		03.0137-9310.2 669310	AP
1.2 LPG (L08, L68)	59	08/06→08/14					
1.2 LPG (L08, L68)	61	06/11→08/14					
1.2 LPG (L08, L68)	63	06/11→08/14					
1.3 CDTi (L08, L68)	70	06/09→08/14					
1.4 (L08, L68)	64	09/09→08/14					
1.4 (L08, L68)	74	12/09→08/14					
1.4 LPG (L08, L68)	64	09/09→08/14					
 Bremstrommel							
1.0 (L08, L68)	44	07/06→12/10	➡	10/06→; TÜrenanzahl: 3		24.0220-3035.1 480300	Ø 203,0 x 45 / 204,7
1.2 (L08, L68)	59	07/06→08/14	➡	10/06→; TÜrenanzahl: 5		24.0222-8037.1 480302	Ø 228,3 x 48 / 230
1.0 (L08, L68)	48	12/09→08/14	➡	TÜrenanzahl: 3		24.0220-3035.1 480300	Ø 203,0 x 45 / 204,7
1.2 (L08, L68)	51	12/09→08/14					
1.2 (L08, L68)	63	12/09→08/14	➡	TÜrenanzahl: 5		24.0222-8037.1 480302	Ø 228,3 x 48 / 230
1.2 LPG (L08, L68)	59	08/06→08/14					
1.2 LPG (L08, L68)	61	06/11→08/14					
1.2 LPG (L08, L68)	63	06/11→08/14					
1.3 CDTi (L08, L68)	55	07/06→08/14	➡	10/06→; + ecoFlex		24.0220-3035.1 480300	Ø 203,0 x 45 / 204,7
			➡	10/06→; - ecoFlex		24.0222-8037.1 480302	Ø 228,3 x 48 / 230
1.3 CDTi (L08, L68)	66	07/06→06/11	➡	10/06→		24.0222-8037.1 480302	Ø 228,3 x 48 / 230
1.4 (L08, L68)	66	07/06→08/14					
1.4 LPG (L08, L68)	66	08/06→12/11					
1.3 CDTi (L08, L68)	70	06/09→08/14	➡			24.0222-8037.1 480302	Ø 228,3 x 48 / 230
1.4 (L08, L68)	64	09/09→08/14					
1.4 (L08, L68)	74	12/09→08/14					
1.4 LPG (L08, L68)	64	09/09→08/14					
 Bremsbackensatz							
1.0 (L08, L68)	44	07/06→12/10	➡	10/06→; TÜrenanzahl: 5		03.0137-0478.2 650478	AP Ø 228 x 42 + HEB
1.2 (L08, L68)	59	07/06→08/14				03.0520-6819.3 696819	AP Ø 228 x 42 Ø 19,05 + RZ / + Zub TopKit
			➡	10/06→; TÜrenanzahl: 3		03.0137-0479.2 650479	AP Ø 203 x 38 + HEB
						03.0520-6719.3 696719	AP Ø 203 x 38 Ø 19,05 + RZ / + Zub TopKit
↓							














	kw			 	! #		
OPEL - CORSA D (S07) 07/06→08/14							
 Bremsbackensatz							
1.0 (L08, L68)	48	12/09→08/14	➔	Türenanzahl: 5		03.0137-0478.2 650478	AP Ø 228 x 42 + HEB
1.2 (L08, L68)	51	12/09→08/14				03.0520-6819.3 696819	AP Ø 228 x 42 Ø 19,05 + RZ / + Zub TopKit
1.2 (L08, L68)	63	12/09→08/14					
1.2 LPG (L08, L68)	59	08/06→08/14					
1.2 LPG (L08, L68)	61	06/11→08/14	➔	Türenanzahl: 3		03.0137-0479.2 650479	AP Ø 203 x 38 + HEB
1.2 LPG (L08, L68)	63	06/11→08/14				03.0520-6719.3 696719	AP Ø 203 x 38 Ø 19,05 + RZ / + Zub TopKit
1.3 CDTI (L08, L68)	70	06/09→08/14					
1.4 (L08, L68)	64	09/09→08/14					
1.4 (L08, L68)	74	12/09→08/14					
1.4 LPG (L08, L68)	64	09/09→08/14					
1.3 CDTI (L08, L68)	55	07/06→08/14	➔	10/06→; Türenanzahl: 5		03.0137-0478.2 650478	AP Ø 228 x 42 + HEB
1.3 CDTI (L08, L68)	66	07/06→06/11				03.0520-6819.3 696819	AP Ø 228 x 42 Ø 19,05 + RZ / + Zub TopKit
1.4 (L08, L68)	66	07/06→08/14					
1.4 LPG (L08, L68)	66	08/06→12/11	➔	10/06→; Türenanzahl: 3		03.0137-0479.2 650479	AP Ø 203 x 38 + HEB
			➔	Türenanzahl: 3		03.0520-6719.3 696719	AP Ø 203 x 38 Ø 19,05 + RZ / + Zub TopKit
 Seilzug, Feststellbremse							
1.0 (L08, L68)	44	07/06→12/10	➔	⚠; 10/06→; → 76064268; Türenanzahl: 3; Trommelbremse	1	24.3727-0781.2 580781	L= 1.477 L2= 1.462 + Zub
1.2 (L08, L68)	59	07/06→08/14	➔	⚠; 10/06→; Türenanzahl: 5; Trommelbremse	1	24.3727-0782.2 580782	L= 1.477 L2= 1.492 + Zub
1.0 (L08, L68)	48	12/09→08/14	➔	⚠; → 76064268; Türenanzahl: 3; Trommelbremse	1	24.3727-0781.2 580781	L= 1.477 L2= 1.462 + Zub
1.2 (L08, L68)	51	12/09→08/14					
1.2 (L08, L68)	63	12/09→08/14					
1.2 LPG (L08, L68)	59	08/06→08/14	➔	⚠; Türenanzahl: 5; Trommelbremse	1	24.3727-0782.2 580782	L= 1.477 L2= 1.492 + Zub
1.2 LPG (L08, L68)	61	06/11→08/14					
1.2 LPG (L08, L68)	63	06/11→08/14					
1.3 CDTI (L08, L68)	55	07/06→08/14	➔	⚠; 10/06→; Trommelbremse	1	24.3727-0782.2 580782	L= 1.477 L2= 1.492 + Zub
1.3 CDTI (L08, L68)	66	07/06→06/11					
1.4 (L08, L68)	66	07/06→08/14					
1.4 LPG (L08, L68)	66	08/06→12/11					
1.3 CDTI (L08, L68)	70	06/09→08/14	➔	⚠; Trommelbremse	1	24.3727-0782.2 580782	L= 1.477 L2= 1.492 + Zub
1.4 (L08, L68)	64	09/09→08/14					
1.4 (L08, L68)	74	12/09→08/14					
1.4 LPG (L08, L68)	64	09/09→08/14					
OPEL - CORSA D Van (S07) 07/06→08/14							
 Radbremszylinder							
1.0 (L08)	44	08/06→08/14	➔	10/06→		24.3219-1755.3 020508	Ø 19,05 ALU
1.3 CDTI (L08)	55	07/06→08/14					
1.3 CDTI (L08)	66	07/06→06/10					
1.0 (L08)	48	01/10→08/14	➔			24.3219-1755.3 020508	Ø 19,05 ALU
1.2 (L08)	51	01/10→08/14					
1.2 (L08)	59	08/06→08/14					
1.2 (L08)	63	06/10→08/14					
1.3 CDTI (L08)	70	11/09→08/14					
Zubehörsatz, Bremsbacken							
1.0 (L08)	44	08/06→08/14	➔	10/06→; Türenanzahl: 5		03.0137-9309.2 669309	AP
1.3 CDTI (L08)	55	07/06→08/14					
1.3 CDTI (L08)	66	07/06→06/10	➔	10/06→; Türenanzahl: 3		03.0137-9310.2 669310	AP
1.0 (L08)	48	01/10→08/14	➔	Türenanzahl: 5		03.0137-9309.2 669309	AP
1.2 (L08)	51	01/10→08/14					
1.2 (L08)	59	08/06→08/14	➔	Türenanzahl: 3		03.0137-9310.2 669310	AP
1.2 (L08)	63	06/10→08/14					
1.3 CDTI (L08)	70	11/09→08/14					
 Bremstrommel							
1.0 (L08)	44	08/06→08/14	➔	10/06→; Türenanzahl: 3		24.0220-3035.1 480300	Ø 203,0 x 45 / 204,7
			➔	10/06→; Türenanzahl: 5		24.0222-8037.1 480302	Ø 228,3 x 48 / 230
1.0 (L08)	48	01/10→08/14	➔	Türenanzahl: 3		24.0220-3035.1 480300	Ø 203,0 x 45 / 204,7
1.2 (L08)	51	01/10→08/14					
1.2 (L08)	59	08/06→08/14	➔	Türenanzahl: 5		24.0222-8037.1 480302	Ø 228,3 x 48 / 230
1.2 (L08)	63	06/10→08/14					
1.3 CDTI (L08)	55	07/06→08/14	➔	10/06→; + ecoFlex		24.0220-3035.1 480300	Ø 203,0 x 45 / 204,7
			➔	10/06→; - ecoFlex		24.0222-8037.1 480302	Ø 228,3 x 48 / 230
1.3 CDTI (L08)	66	07/06→06/10	➔	10/06→		24.0222-8037.1 480302	Ø 228,3 x 48 / 230
1.3 CDTI (L08)	70	11/09→08/14	➔			24.0222-8037.1 480302	Ø 228,3 x 48 / 230
 Bremsbackensatz							
1.0 (L08)	44	08/06→08/14	➔	10/06→; Türenanzahl: 5		03.0137-0478.2 650478	AP Ø 228 x 42 + HEB













	kW			 	! #		
OPEL - CORSA D Van (S07) 07/06→08/14							
 Bremsbackensatz							
1.0 (L08)	44	08/06→08/14	➔	10/06→; Türenanzahl: 5		03.0520-6819.3 696819	AP Ø 228 x 42 Ø 19,05 + RZ / + Zub TopKit
			➔	10/06→; Türenanzahl: 3		03.0137-0479.2 650479 03.0520-6719.3 696719	AP Ø 203 x 38 + HEB AP Ø 203 x 38 Ø 19,05 + RZ / + Zub TopKit
1.0 (L08)	48	01/10→08/14	➔	Türenanzahl: 5		03.0137-0478.2 650478	AP Ø 228 x 42 + HEB
1.2 (L08)	51	01/10→08/14				03.0520-6819.3 696819	AP Ø 228 x 42 Ø 19,05 + RZ / + Zub TopKit
1.2 (L08)	59	08/06→08/14					
1.2 (L08)	63	06/10→08/14					
1.3 CDTI (L08)	70	11/09→08/14	➔	Türenanzahl: 3		03.0137-0479.2 650479 03.0520-6719.3 696719	AP Ø 203 x 38 + HEB AP Ø 203 x 38 Ø 19,05 + RZ / + Zub TopKit
1.3 CDTI (L08)	55	07/06→08/14	➔	10/06→; Türenanzahl: 5		03.0137-0478.2 650478	AP Ø 228 x 42 + HEB
1.3 CDTI (L08)	66	07/06→06/10				03.0520-6819.3 696819	AP Ø 228 x 42 Ø 19,05 + RZ / + Zub TopKit
			➔	10/06→; Türenanzahl: 3		03.0137-0479.2 650479	AP Ø 203 x 38 + HEB
			➔	Türenanzahl: 3		03.0520-6719.3 696719	AP Ø 203 x 38 Ø 19,05 + RZ / + Zub TopKit
 Seilzug, Feststellbremse							
1.0 (L08)	44	08/06→08/14	➔	☒; 10/06→; → 76064268; Türenanzahl: 3; Trommelbremse	1	24.3727-0781.2 580781	L= 1.477 L2= 1.462 + Zub
			➔	☒; 10/06→; Türenanzahl: 5; Trommelbremse	1	24.3727-0782.2 580782	L= 1.477 L2= 1.492 + Zub
1.0 (L08)	48	01/10→08/14	➔	☒; → 76064268; Türenanzahl: 3; Trommelbremse	1	24.3727-0781.2 580781	L= 1.477 L2= 1.462 + Zub
1.2 (L08)	51	01/10→08/14					
1.2 (L08)	59	08/06→08/14					
1.2 (L08)	63	06/10→08/14	➔	☒; Türenanzahl: 5; Trommelbremse	1	24.3727-0782.2 580782	L= 1.477 L2= 1.492 + Zub
1.3 CDTI (L08)	55	07/06→08/14	➔	☒; 10/06→; Trommelbremse	1	24.3727-0782.2 580782	L= 1.477 L2= 1.492 + Zub
1.3 CDTI (L08)	66	07/06→06/10					
1.3 CDTI (L08)	70	11/09→08/14	➔	☒; Trommelbremse	1	24.3727-0782.2 580782	L= 1.477 L2= 1.492 + Zub
OPEL - CORSA E (X15) 09/14→							
 Radbremszylinder							
1.0 (08, 68)	66	09/14→	➔	11/14→; Br.trommeldurchm.innen [Zoll]: 9		24.3219-1755.3 020508	Ø 19,05 ALU
1.0 (08, 68)	85	09/14→					
1.2 (08, 68)	51	09/14→					
1.3 CDTI (08, 68)	55	09/14→					
1.3 CDTI (08, 68)	70	09/14→					
1.4 (08, 68)	55	09/14→					
1.4 (08, 68)	66	09/14→					
1.4 Turbo (08, 68)	74	09/14→					
1.4 LPG (08, 68)	66	03/15→	➔	Br.trommeldurchm.innen [Zoll]: 9		24.3219-1755.3 020508	Ø 19,05 ALU
1.4 Turbo (08, 68)	110	03/15→					
Zubehörsatz, Bremsbacken							
1.0 (08, 68)	66	09/14→	➔	11/14→; Br.trommeldurchm.innen [Zoll]: 9		03.0137-9309.2 669309	AP
1.0 (08, 68)	85	09/14→					
1.2 (08, 68)	51	09/14→					
1.3 CDTI (08, 68)	55	09/14→					
1.3 CDTI (08, 68)	70	09/14→					
1.4 (08, 68)	55	09/14→					
1.4 (08, 68)	66	09/14→					
1.4 Turbo (08, 68)	74	09/14→					
1.4 LPG (08, 68)	66	03/15→	➔	Br.trommeldurchm.innen [Zoll]: 9		03.0137-9309.2 669309	AP
1.4 Turbo (08, 68)	110	03/15→					
 Bremsbackensatz							
1.0 (08, 68)	66	09/14→	➔	11/14→; Br.trommeldurchm.innen [Zoll]: 9		03.0137-0478.2 650478	AP Ø 228 x 42 + HEB
1.0 (08, 68)	85	09/14→					
1.2 (08, 68)	51	09/14→	➔	Br.trommeldurchm.innen [Zoll]: 9		03.0520-6719.3 696719	AP Ø 203 x 38 Ø 19,05 + RZ / + Zub TopKit
1.3 CDTI (08, 68)	55	09/14→					
1.3 CDTI (08, 68)	70	09/14→					
1.4 (08, 68)	66	09/14→					
1.4 Turbo (08, 68)	74	09/14→					
1.4 (08, 68)	55	09/14→	➔	11/14→; Br.trommeldurchm.innen [Zoll]: 9		03.0137-0478.2 650478	AP Ø 228 x 42 + HEB
1.4 LPG (08, 68)	66	03/15→	➔	Br.trommeldurchm.innen [Zoll]: 9		03.0137-0478.2 650478	AP Ø 228 x 42 + HEB
1.4 Turbo (08, 68)	110	03/15→				03.0520-6719.3 696719	AP Ø 203 x 38 Ø 19,05 + RZ / + Zub TopKit
 Seilzug, Feststellbremse							
1.0 (08, 68)	66	09/14→	➔	☒; 11/14→; Trommelbremse	1	24.3727-3501.2 583501	L= 1.478 L2= 1.490
1.0 (08, 68)	85	09/14→					














	kw			 	! #		
OPEL - CORSA E (X15) 09/14→							
 Seilzug, Feststellbremse							
1.2 (08, 68)	51	09/14→	➔	↓; 11/14→; Trommelbremse	1	24.3727-3501.2 583501	L= 1.478 L2= 1.490
1.3 CDTI (08, 68)	55	09/14→					
1.3 CDTI (08, 68)	70	09/14→					
1.4 (08, 68)	55	09/14→					
1.4 (08, 68)	66	09/14→					
1.4 Turbo (08, 68)	74	09/14→					
1.4 LPG (08, 68)	66	03/15→	➔	↓; Trommelbremse	1	24.3727-3501.2 583501	L= 1.478 L2= 1.490
1.4 Turbo (08, 68)	110	03/15→					
OPEL - CORSA E Van (X15) 09/14→							
 Radbremszylinder							
1.2 (08)	51	01/15→	➔	Br.trommeldurchm.innen [Zoll]: 9		24.3219-1755.3 020508	Ø 19,05 ALU
1.3 CDTI (08)	55	01/15→					
1.3 CDTI (08)	70	09/14→	➔	11/14→;		24.3219-1755.3 020508	Ø 19,05 ALU
1.4 (08)	55	09/14→		Br.trommeldurchm.innen [Zoll]: 9			
1.4 (08)	66	09/14→					
Zubehörsatz, Bremsbacken							
1.2 (08)	51	01/15→	➔	Br.trommeldurchm.innen [Zoll]: 9		03.0137-9309.2 669309	AP
1.3 CDTI (08)	55	01/15→					
1.3 CDTI (08)	70	09/14→	➔	11/14→;		03.0137-9309.2 669309	AP
1.4 (08)	55	09/14→		Br.trommeldurchm.innen [Zoll]: 9			
1.4 (08)	66	09/14→					
 Bremsbackensatz							
1.2 (08)	51	01/15→	➔	Br.trommeldurchm.innen [Zoll]: 9		03.0137-0478.2 650478	AP Ø 228 x 42 + HEB
1.3 CDTI (08)	55	01/15→				03.0520-6719.3 696719	AP Ø 203 x 38 Ø 19,05 + RZ / + Zub TopKit
1.3 CDTI (08)	70	09/14→	➔	11/14→;		03.0137-0478.2 650478	AP Ø 228 x 42 + HEB
				Br.trommeldurchm.innen [Zoll]: 9		03.0520-6719.3 696719	AP Ø 203 x 38 Ø 19,05 + RZ / + Zub TopKit
1.4 (08)	55	09/14→	➔	11/14→;		03.0137-0478.2 650478	AP Ø 228 x 42 + HEB
1.4 (08)	66	09/14→		Br.trommeldurchm.innen [Zoll]: 9		03.0520-6719.3 696719	AP Ø 203 x 38 Ø 19,05 + RZ / + Zub TopKit
				Br.trommeldurchm.innen [Zoll]: 9			
 Seilzug, Feststellbremse							
1.2 (08)	51	01/15→	➔	↓; Trommelbremse	1	24.3727-3501.2 583501	L= 1.478 L2= 1.490
1.3 CDTI (08)	55	01/15→					
1.3 CDTI (08)	70	09/14→	➔	↓; 11/14→; Trommelbremse	1	24.3727-3501.2 583501	L= 1.478 L2= 1.490
1.4 (08)	55	09/14→					
1.4 (08)	66	09/14→					
OPEL - FRONTERA A (U92) 03/92→10/98							
 Radbremszylinder							
2.2 i (54MWL4)	100	03/95→10/98	➔	→ SV720102		24.3225-1702.3 020425	Ø 25,4 GG
2.3 TD (5JMWL4)	74	03/92→10/98					
2.4 i (53MWL4)	92	03/92→10/98					
2.5 TDS	85	09/96→10/98					
2.8 TD (5BMWL4, 5BSUD2)	83	03/95→08/98					
Zubehörsatz, Bremsbacken							
2.2 i (54MWL4)	100	03/95→10/98		→ SV720102		03.0137-9245.2 669245	
2.3 TD (5JMWL4)	74	03/92→10/98					
2.4 i (53MWL4)	92	03/92→10/98					
2.5 TDS	85	09/96→10/98					
2.8 TD (5BMWL4, 5BSUD2)	83	03/95→08/98					
 Bremsbackensatz							
2.2 i (54MWL4)	100	03/95→10/98	➔	→ SV720102		03.0137-0283.2 650283	Ø 254 x 52
2.3 TD (5JMWL4)	74	03/92→10/98					
2.4 i (53MWL4)	92	03/92→10/98					
2.5 TDS	85	09/96→10/98					
2.8 TD (5BMWL4, 5BSUD2)	83	03/95→08/98					
 Bremsbackensatz, Feststellbremse							
2.2 i (54MWL4)	100	03/95→10/98	➔	SV720103→		03.0137-0430.2 650430	Ø 210 x 32 - HEB
2.3 TD (5JMWL4)	74	03/92→10/98					
2.4 i (53MWL4)	92	03/92→10/98					
2.5 TDS	85	09/96→10/98					
2.8 TD (5BMWL4, 5BSUD2)	83	03/95→08/98					











	kw				! #		
OPEL - FRONTERA A Sport (U92) 03/92→10/98							
 Radbremszylinder							
2.0 i (52SUD2, 55SUD2)	85	03/92→10/98	➔	→ SV720102		24.3225-1702.3 020425	Ø 25,4 GG
2.5 TDS	85	09/96→10/98					
2.8 TD (5BSUD2)	83	03/95→08/96					
Zubehörsatz, Bremsbacken							
2.0 i (52SUD2, 55SUD2)	85	03/92→10/98		→ SV720102		03.0137-9245.2 669245	
2.5 TDS	85	09/96→10/98					
2.8 TD (5BSUD2)	83	03/95→08/96					
 Bremsbackensatz							
2.0 i (52SUD2, 55SUD2)	85	03/92→10/98	➔	→ SV720102		03.0137-0283.2 650283	Ø 254 x 52
2.5 TDS	85	09/96→10/98					
2.8 TD (5BSUD2)	83	03/95→08/96					
 Bremsbackensatz, Feststellbremse							
2.0 i (52SUD2, 55SUD2)	85	03/92→10/98	➔	SV720103→		03.0137-0430.2 650430	Ø 210 x 32 - HEB
2.5 TDS	85	09/96→10/98					
2.8 TD (5BSUD2)	83	03/95→08/96					
OPEL - FRONTERA B (U99) 10/98→07/04							
 Bremsbackensatz, Feststellbremse							
2.2 DTI (6B_66, 6B_76)	88	09/02→07/04	➔	→ 2V599999		03.0137-0430.2 650430	Ø 210 x 32 - HEB
2.2 DTI (6B_ZC, 6B_VF, 6B_66, 6B_76)	85	10/98→09/02					
2.2 i (6B_ZC, 6B_VF, 6B_66, 6B_76)	100	10/98→07/04					
3.2 i (6B1VF, 6B1_6)	151	10/98→07/04					
OPEL - INSIGNIA A (G09) 07/08→03/17							
 Seilzug, Feststellbremse							
1.4 (68)	103	04/11→03/17	➔	⚠; 06/11→; → B1182367; - eFSB	2	24.3727-0791.2 580791	L= 1.937 + Zub
1.6 (68)	85	07/08→03/17	➔	⚠; → B1182367; - eFSB	2	24.3727-0791.2 580791	L= 1.937 + Zub
1.8 (68)	103	07/08→03/17					
2.0 Biturbo CDTI (68)	140	07/08→12/11					
2.0 Biturbo CDTI (68)	143	01/12→03/17					
2.0 CDTI (68)	81	07/08→03/17					
2.0 CDTI (68)	96	07/08→03/17					
2.0 CDTI (68)	118	07/08→03/17					
2.0 E85 Turbo (68)	162	10/10→03/17					
2.0 Turbo (68)	162	07/08→03/17					
1.6 Turbo (68)	132	07/08→03/17	➔	⚠; 10/08→; → B1182367; - eFSB	2	24.3727-0791.2 580791	L= 1.937 + Zub
2.0 Biturbo CDTI 4x4 (68)	140	05/09→12/11	➔	⚠; → A1006683	2	24.3727-0789.2 580789	L= 2.005 + Zub
2.0 Biturbo CDTI 4x4 (68)	143	01/12→03/17					
2.0 CDTI 4x4 (68)	118	06/10→03/17					
2.0 Turbo 4x4 (68)	162	07/08→03/17					
2.0 Turbo 4x4 (68)	184	07/11→03/17					
2.8 V6 Turbo 4x4 (68)	191	07/08→03/17					
2.8 V6 Turbo OPC 4x4 (68)	239	07/09→03/17					
OPEL - INSIGNIA A Country Tourer (G09) 07/08→03/17							
 Seilzug, Feststellbremse							
2.0 CDTi (47)	88	03/12→03/17	➔	⚠; → B1182367; Scheibenbremse; - eFSB	2	24.3727-0791.2 580791	L= 1.937 + Zub
2.0 CDTi (47)	96	07/08→03/17					
2.0 CDTi 4x4 (47)	143	09/13→03/17	➔	⚠; → A1006683; Scheibenbremse	2	24.3727-0789.2 580789	L= 2.005 + Zub
OPEL - INSIGNIA A Sports Tourer (G09) 07/08→03/17							
 Seilzug, Feststellbremse							
1.4 (35)	103	09/11→06/13	➔	⚠; → B1182367; Scheibenbremse; - eFSB	2	24.3727-0791.2 580791	L= 1.937 + Zub
1.6 (35)	85	07/08→06/12					
1.6 Turbo (35)	132	01/09→06/13					
1.8 (35)	103	07/08→06/13					
2.0 Biturbo CDTI (35)	140	07/08→03/17					
2.0 Biturbo CDTI (35)	143	01/12→06/15					
2.0 CDTI (35)	81	07/08→06/13					
2.0 CDTI (35)	96	07/08→06/15					
2.0 CDTI (35)	118	07/08→06/15					
2.0 E85 Turbo (35)	162	09/10→11/11					
2.0 Turbo (35)	162	07/08→06/13					
2.0 Biturbo CDTI 4x4 (35)	140	07/08→03/17	➔	⚠; → A1006683; Scheibenbremse	2	24.3727-0789.2 580789	L= 2.005 + Zub
2.0 Biturbo CDTI 4x4 (35)	143	01/12→06/15					















	kW			 	! #		
OPEL - INSIGNIA A Sports Tourer (G09) 07/08→03/17							
 Seilzug, Feststellbremse							
2.0 CDTI 4x4 (35)	118	06/10→06/15	➔	☒; → A1006683; Scheibenbremse	2	24.3727-0789.2 580789	L= 2.005 + Zub
2.0 Turbo 4x4 (35)	162	07/08→06/11					
2.0 Turbo 4x4 (35)	184	09/11→06/13					
2.8 V6 Turbo 4x4 (35)	191	10/08→06/13					
2.8 V6 Turbo OPC 4x4 (35)	239	07/09→06/15					
OPEL - INSIGNIA A Stufenheck (G09) 07/08→03/17							
 Seilzug, Feststellbremse							
1.4 (69)	103	04/11→03/17	➔	☒; 06/11→; → B1182367; - eFSB	2	24.3727-0791.2 580791	L= 1.937 + Zub
1.6 (69)	85	07/08→03/17	➔	☒; → B1182367; - eFSB	2	24.3727-0791.2 580791	L= 1.937 + Zub
1.6 Turbo (69)	132	07/08→03/17					
1.8 (69)	103	07/08→03/17					
2.0 Biturbo CDTI (69)	143	01/12→03/17					
2.0 CDTI (69)	81	07/08→03/17					
2.0 CDTI (69)	96	07/08→03/17					
2.0 CDTI (69)	118	07/08→03/17					
2.0 Turbo (69)	162	07/08→03/17					
2.0 Turbo E85 (69)	162	07/08→03/17					
2.0 Biturbo CDTI 4x4 (69)	140	07/08→12/11	➔	☒; → A1006683	2	24.3727-0789.2 580789	L= 2.005 + Zub
2.0 Biturbo CDTI 4x4 (69)	143	01/12→03/17					
2.0 CDTI 4x4 (69)	118	06/10→03/17					
2.0 Turbo 4x4 (69)	162	07/08→03/17					
2.0 Turbo 4x4 (69)	184	07/11→03/17					
2.8 V6 Turbo 4x4 (69)	191	07/08→03/17					
2.8 V6 Turbo OPC 4x4 (69)	239	07/09→03/17					
OPEL - KARL (C16) 01/15→							
Zubehörsatz, Bremsbacken							
1.0	55	01/15→	➔			03.0137-9314.2 669314	
1.0 LPG	54	02/15→					
 Bremsbackensatz							
1.0	55	01/15→	➔			03.0137-0533.2 650533	Ø 200 x 36 + HEB
1.0 LPG	54	02/15→					
OPEL - MERIVA A Großraumlimousine (X03) 05/03→05/10							
 Seilzug, Feststellbremse							
1.3 CDTI (E75)	51	04/05→05/10	➔	☒; → 34999999; Scheibenbremse	1	24.3727-0780.2 580780	L= 1.610 L2= 1.610 + Zub
1.3 CDTI (E75)	55	09/03→05/10	➔	☒; 44000001→; Scheibenbremse	1	24.3727-0779.2 580779	L= 1.615 L2= 1.615 + Zub
1.4 16V Twinport (E75)	66	07/04→05/10					
1.4 16V Twinport LPG (E75)	66	07/04→05/10	➔	☒; → 34999999; Scheibenbremse	1	24.3727-0780.2 580780	L= 1.610 L2= 1.610 + Zub
1.6 (E75)	64	05/03→05/10					
1.6 (E75)	77	01/06→05/10					
1.6 16V (E75)	74	05/03→01/06					
1.6 Turbo (E75)	132	09/05→05/10					
1.7 CDTI (E75)	74	09/03→05/10					
1.7 CDTI (E75)	92	09/06→05/10					
1.7 DTI (E75)	55	09/03→05/10					
1.8 (E75)	92	05/03→05/10					
OPEL - MOKKA / MOKKA X (J13) 06/12→							
 Seilzug, Feststellbremse							
1.4 (_76)	103	04/13→	➔	☒; H4000001 / HB000001→; Scheibenbremse	1	24.3727-3502.2 583502	L= 1.885 L2= 1.918
1.4 4x4 (_76)	103	06/12→					
1.4 4x4 (_76)	112	06/16→					
1.4 LPG (_76)	103	04/13→					
1.6 (_76)	85	06/12→					
1.6 CDTI (_76)	81	06/15→					
1.6 CDTI (_76)	100	01/15→					
1.6 CDTI 4x4 (_76)	100	01/15→					
1.7 CDTI (_76)	96	06/12→					
1.7 CDTI 4x4 (_76)	96	06/12→					
OPEL - MOVANO Combi (X70) 07/98→							
 Radbremszylinder							
1.9 DTI (JD)	59	09/00→10/01	➔	☐		24.3223-1707.3 020435	BDX Ø 23,81 GG
2.5 D (JD)	59	07/98→09/00	➔	☐		24.3223-1708.3 020436	BDX Ø 23,81 GG
2.8 DTI (JD)	84	07/98→10/01	➔	☐			
1.9 DTI (JD)	60	10/01→	➔	☐; → 01/10		24.3223-1707.3 020435	BDX Ø 23,81 GG
2.2 DTI (JD)	66	09/00→	➔	☐; → 01/10		24.3223-1708.3 020436	BDX Ø 23,81 GG
2.5 DTI (JD)	84	10/01→	➔	☐; → 01/10			















	kw			 	! #		
OPEL - MOVANO Combi (X70) 07/98→							
Zubehörsatz, Bremsbacken							
1.9 DTi (JD)	59	09/00→10/01				03.0137-9240.2	669240
2.5 D (JD)	59	07/98→09/00					
2.8 DTi (JD)	84	07/98→10/01					
1.9 DTi (JD)	60	10/01→		→ 01/10		03.0137-9240.2	669240
2.2 DTi (JD)	66	09/00→					
2.5 DTi (JD)	84	10/01→					
 Bremstrommel							
1.9 DTi (JD)	59	09/00→10/01	➔			24.0228-0002.1	480159 Ø 280,0 x 69,5 / 282
2.5 D (JD)	59	07/98→09/00					
2.8 DTi (JD)	84	07/98→10/01					
1.9 DTi (JD)	60	10/01→	➔	→ 01/10		24.0228-0002.1	480159 Ø 280,0 x 69,5 / 282
2.2 DTi (JD)	66	09/00→					
2.5 DTi (JD)	84	10/01→					
 Bremsbackensatz							
1.9 DTi (JD)	59	09/00→10/01	➔			03.0137-0382.2	650382 Ø 280 x 65
2.5 D (JD)	59	07/98→09/00					
2.8 DTi (JD)	84	07/98→10/01					
1.9 DTi (JD)	60	10/01→	➔	→ 01/10		03.0137-0382.2	650382 Ø 280 x 65
2.2 DTi (JD)	66	09/00→					
2.5 DTi (JD)	84	10/01→					
 Seilzug, Feststellbremse							
1.9 DTi (JD)	59	09/00→10/01	➔	⬆; Scheiben/Trommel	1	24.3727-0762.2	580762 L= 1.175
2.5 D (JD)	59	07/98→09/00					
2.8 DTi (JD)	84	07/98→10/01	➔	⬇; Scheiben/Trommel	2	24.3727-1000.2	581000 L= 1.737
						24.3727-1072.2	581072 L= 1.420
1.9 DTi (JD)	60	10/01→	➔	⬆; → 01/10; Scheiben/Trommel	1	24.3727-0762.2	580762 L= 1.175
2.2 DTi (JD)	66	09/00→					
2.5 CDTi (JD)	74	09/07→	➔	⬇; → 01/10; Scheiben/Trommel	2	24.3727-1000.2	581000 L= 1.737
2.5 DTi (JD)	84	10/01→				24.3727-1072.2	581072 L= 1.420
3.0 DTi (JD)	100	10/03→					
2.5 CDTi (JD)	88	08/06→	➔	⬆; 09/06→ 01/10; Scheiben/Trommel	1	24.3727-0762.2	580762 L= 1.175
2.5 CDTi (JD)	107	08/06→	➔	⬇; 09/06→ 01/10; Scheiben/Trommel	2	24.3727-1000.2	581000 L= 1.737
						24.3727-1072.2	581072 L= 1.420
OPEL - MOVANO Kasten (X70) 01/99→							
 Radbremszylinder							
1.9 DTi (FD)	59	09/00→10/01	➔	☐		24.3223-1707.3	020435 BDX Ø 23,81 GG
2.5 D (FD)	59	01/99→09/00					
2.8 DTi (FD)	84	01/99→10/01	➔	☐		24.3223-1708.3	020436 BDX Ø 23,81 GG
1.9 DTi (FD)	60	10/01→	➔	☐; → 01/10		24.3223-1707.3	020435 BDX Ø 23,81 GG
2.2 DTi (FD)	66	09/00→					
2.5 DTi (FD)	73	10/03→	➔	☐; → 01/10		24.3223-1708.3	020436 BDX Ø 23,81 GG
2.5 DTi (FD)	84	10/01→					
Zubehörsatz, Bremsbacken							
1.9 DTi (FD)	59	09/00→10/01				03.0137-9240.2	669240
2.5 D (FD)	59	01/99→09/00					
2.8 DTi (FD)	84	01/99→10/01					
1.9 DTi (FD)	60	10/01→		→ 01/10		03.0137-9240.2	669240
2.2 DTi (FD)	66	09/00→					
2.5 DTi (FD)	73	10/03→					
2.5 DTi (FD)	84	10/01→					
 Bremstrommel							
1.9 DTi (FD)	59	09/00→10/01	➔			24.0228-0002.1	480159 Ø 280,0 x 69,5 / 282
2.5 D (FD)	59	01/99→09/00					
2.8 DTi (FD)	84	01/99→10/01					
1.9 DTi (FD)	60	10/01→	➔	→ 01/10		24.0228-0002.1	480159 Ø 280,0 x 69,5 / 282
2.2 DTi (FD)	66	09/00→					
2.5 DTi (FD)	73	10/03→					
2.5 DTi (FD)	84	10/01→					
 Bremsbackensatz							
1.9 DTi (FD)	59	09/00→10/01	➔			03.0137-0382.2	650382 Ø 280 x 65
2.5 D (FD)	59	01/99→09/00					
2.8 DTi (FD)	84	01/99→10/01					
1.9 DTi (FD)	60	10/01→	➔	→ 01/10		03.0137-0382.2	650382 Ø 280 x 65
2.2 DTi (FD)	66	09/00→					
2.5 DTi (FD)	73	10/03→					
2.5 DTi (FD)	84	10/01→					













	kW			 	! #		
OPEL - MOVANO Kasten (X70) 01/99→							
 Seilzug, Feststellbremse							
1.9 DTI (FD)	59	09/00→10/01	←	↑; Scheiben/Trommel	1	24.3727-0762.2 580762	L= 1.175
2.5 D (FD)	59	01/99→09/00	→	↓; Scheiben/Trommel	2	24.3727-1000.2 581000 24.3727-1072.2 581072	L= 1.737 L= 1.420
2.8 DTI (FD)	84	01/99→10/01					
1.9 DTI (FD)	60	10/01→	←	↑; → 01/10; Scheiben/Trommel	1	24.3727-0762.2 580762	L= 1.175
2.2 DTI (FD)	66	09/00→	→	↓; → 01/10; Scheiben/Trommel	2	24.3727-1000.2 581000 24.3727-1072.2 581072	L= 1.737 L= 1.420
2.5 DTI (FD)	73	10/03→					
2.5 DTI (FD)	84	10/01→					
3.0 DTI (FD)	100	10/03→					
2.5 CDTI (FD)	74	10/03→	←	↑; 09/06→ 01/10; Scheiben/Trommel	1	24.3727-0762.2 580762	L= 1.175
2.5 CDTI (FD)	88	10/03→	→	↓; 09/06→ 01/10; Scheiben/Trommel	2	24.3727-1000.2 581000 24.3727-1072.2 581072	L= 1.737 L= 1.420
2.5 CDTI (FD)	107	10/03→					
OPEL - MOVANO Kipper (X70) 01/99→							
 Radbremszylinder							
2.2 DTI (ED, HD, UD0, UD4)	66	09/00→	→	☐; → 01/10		24.3223-1707.3 020435	BDX Ø 23,81 GG
2.5 DTI (ED, HD, UD0, UD4)	73	10/03→	→	☐; → 01/10		24.3223-1708.3 020436	BDX Ø 23,81 GG
2.5 DTI (ED, HD, UD0, UD4)	84	10/01→					
2.5 D (ED, HD, UD0, UD4)	59	01/99→09/00	→	☐		24.3223-1707.3 020435	BDX Ø 23,81 GG
2.8 DTI (ED, HD, UD0, UD4)	84	01/99→10/01	→	☐		24.3223-1708.3 020436	BDX Ø 23,81 GG
Zubehörsatz, Bremsbacken							
2.2 DTI (ED, HD, UD0, UD4)	66	09/00→		→ 01/10		03.0137-9240.2 669240	
2.5 DTI (ED, HD, UD0, UD4)	73	10/03→					
2.5 DTI (ED, HD, UD0, UD4)	84	10/01→					
2.5 D (ED, HD, UD0, UD4)	59	01/99→09/00				03.0137-9240.2 669240	
2.8 DTI (ED, HD, UD0, UD4)	84	01/99→10/01					
 Bremsstrommel							
2.2 DTI (ED, HD, UD0, UD4)	66	09/00→	→	→ 01/10		24.0228-0002.1 480159	Ø 280,0 x 69,5 / 282
2.5 DTI (ED, HD, UD0, UD4)	73	10/03→					
2.5 DTI (ED, HD, UD0, UD4)	84	10/01→					
2.5 D (ED, HD, UD0, UD4)	59	01/99→09/00	→			24.0228-0002.1 480159	Ø 280,0 x 69,5 / 282
2.8 DTI (ED, HD, UD0, UD4)	84	01/99→10/01					
 Bremsbackensatz							
2.2 DTI (ED, HD, UD0, UD4)	66	09/00→	→	→ 01/10		03.0137-0382.2 650382	Ø 280 x 65
2.5 DTI (ED, HD, UD0, UD4)	73	10/03→					
2.5 DTI (ED, HD, UD0, UD4)	84	10/01→					
2.5 D (ED, HD, UD0, UD4)	59	01/99→09/00	→			03.0137-0382.2 650382	Ø 280 x 65
2.8 DTI (ED, HD, UD0, UD4)	84	01/99→10/01					
 Seilzug, Feststellbremse							
2.2 DTI (ED, HD, UD0, UD4)	66	09/00→	←	↑; → 01/10; Scheiben/Trommel	1	24.3727-0762.2 580762	L= 1.175
2.5 DTI (ED, HD, UD0, UD4)	73	10/03→	→	↓; → 01/10; Scheiben/Trommel	2	24.3727-1000.2 581000 24.3727-1072.2 581072	L= 1.737 L= 1.420
2.5 DTI (ED, HD, UD0, UD4)	84	10/01→					
3.0 DTI (ED, HD, UD0, UD4)	100	10/03→					
2.5 CDTI (ED, HD, UD0, UD4)	74	08/06→	←	↑; 09/06→ 01/10; Scheiben/Trommel	1	24.3727-0762.2 580762	L= 1.175
2.5 CDTI (ED, HD, UD0, UD4)	88	08/06→	→	↓; 09/06→ 01/10; Scheiben/Trommel	2	24.3727-1000.2 581000 24.3727-1072.2 581072	L= 1.737 L= 1.420
2.5 CDTI (ED, HD, UD0, UD4)	107	08/06→					
↓							












	kw			 	! #		
OPEL - MOVANO Kipper (X70) 01/99→							
 Seilzug, Feststellbremse							
2.5 D (ED, HD, UD0, UD4)	59	01/99→09/00	←	☒; Scheiben/Trommel	1	24.3727-0762.2 580762	L= 1.175
2.8 DTi (ED, HD, UD0, UD4)	84	01/99→10/01	→	☒; Scheiben/Trommel	2	24.3727-1000.2 581000 24.3727-1072.2 581072	L= 1.737 L= 1.420
OPEL - MOVANO Pritsche/Fahrgestell (X70) 07/98→							
 Radbremszylinder							
2.2 DTi (ED, HD, UD0, UD4)	66	09/00→	→	☒; → 01/10		24.3223-1707.3 020435	BDX Ø 23,81 GG
2.5 DTi (ED, HD, UD0, UD4)	73	10/03→	→	☒; → 01/10		24.3223-1708.3 020436	BDX Ø 23,81 GG
2.5 DTi (ED, HD, UD0, UD4)	84	10/01→					
2.5 D (ED, HD, UD0, UD4)	59	07/98→09/00	→	☒		24.3223-1707.3 020435	BDX Ø 23,81 GG
2.8 DTi (ED, HD, UD0, UD4)	84	07/98→10/01	→	☒		24.3223-1708.3 020436	BDX Ø 23,81 GG
Zubehörsatz, Bremsbacken							
2.2 DTi (ED, HD, UD0, UD4)	66	09/00→		→ 01/10		03.0137-9240.2 669240	
2.5 DTi (ED, HD, UD0, UD4)	73	10/03→					
2.5 DTi (ED, HD, UD0, UD4)	84	10/01→					
2.5 D (ED, HD, UD0, UD4)	59	07/98→09/00				03.0137-9240.2 669240	
2.8 DTi (ED, HD, UD0, UD4)	84	07/98→10/01					
 Bremstrommel							
2.2 DTi (ED, HD, UD0, UD4)	66	09/00→	→	→ 01/10		24.0228-0002.1 480159	Ø 280,0 x 69,5 / 282
2.5 DTi (ED, HD, UD0, UD4)	73	10/03→					
2.5 DTi (ED, HD, UD0, UD4)	84	10/01→					
2.5 D (ED, HD, UD0, UD4)	59	07/98→09/00	→			24.0228-0002.1 480159	Ø 280,0 x 69,5 / 282
2.8 DTi (ED, HD, UD0, UD4)	84	07/98→10/01					
 Bremsbackensatz							
2.2 DTi (ED, HD, UD0, UD4)	66	09/00→	→	→ 01/10		03.0137-0382.2 650382	Ø 280 x 65
2.5 DTi (ED, HD, UD0, UD4)	73	10/03→					
2.5 DTi (ED, HD, UD0, UD4)	84	10/01→					
2.5 D (ED, HD, UD0, UD4)	59	07/98→09/00	→			03.0137-0382.2 650382	Ø 280 x 65
2.8 DTi (ED, HD, UD0, UD4)	84	07/98→10/01					
 Seilzug, Feststellbremse							
2.2 DTi (ED, HD, UD0, UD4)	66	09/00→	←	☒; → 01/10; Scheiben/Trommel	1	24.3727-0762.2 580762	L= 1.175
2.5 DTi (ED, HD, UD0, UD4)	73	10/03→	→	☒; → 01/10; Scheiben/Trommel	2	24.3727-1000.2 581000 24.3727-1072.2 581072	L= 1.737 L= 1.420
2.5 DTi (ED, HD, UD0, UD4)	84	10/01→					
3.0 DTi (ED, HD, UD0, UD4)	100	10/03→					
2.5 CDTi (ED, HD, UD0, UD4)	74	08/06→	←	☒; 09/06→ 01/10; Scheiben/Trommel	1	24.3727-0762.2 580762	L= 1.175
2.5 CDTi (ED, HD, UD0, UD4)	88	08/06→	→	☒; 09/06→ 01/10; Scheiben/Trommel	2	24.3727-1000.2 581000 24.3727-1072.2 581072	L= 1.737 L= 1.420
2.5 CDTi (ED, HD, UD0, UD4)	107	08/06→					
2.5 D (ED, HD, UD0, UD4)	59	07/98→09/00	←	☒; Scheiben/Trommel	1	24.3727-0762.2 580762	L= 1.175
2.8 DTi (ED, HD, UD0, UD4)	84	07/98→10/01	→	☒; Scheiben/Trommel	2	24.3727-1000.2 581000 24.3727-1072.2 581072	L= 1.737 L= 1.420
OPEL - OMEGA B (V94) 03/94→12/05							
 Bremsbackensatz, Feststellbremse							
2.0 (F69, M69, P69)	85	03/94→09/99	→	→ V1169750		03.0137-0172.2 650172	Ø 160 x 25
2.5 TD (F69, M69, P69)	96	04/94→07/03					
↓							












	kw			 	! #		
OPEL - OMEGA B (V94) 03/94→12/05							
 Bremsbackensatz, Feststellbremse							
2.5 V6 (F69, M69, P69)	125	03/94→09/00	➔	V1169751→		03.0137-0172.2 650172	Ø 160 x 25
2.0 16V (F69, M69, P69)	100	03/94→09/99	➔			03.0137-0172.2 650172	Ø 160 x 25
2.5 DTI (F69, M69, P69)	110	09/01→07/03					
3.2 V6 (F69, M69, P69)	160	02/01→07/03					
2.0 DTI 16V (F69, M69, P69)	74	09/97→09/00	➔	V1169751→; → 08/00		03.0137-0172.2 650172	Ø 160 x 25
2.2 16V (F69, M69, P69)	106	09/99→07/03	➔	V1169751→		03.0137-0172.2 650172	Ø 160 x 25
2.2 DTI 16V (F69, M69, P69)	81	09/00→07/03					
2.2 DTI 16V (F69, M69, P69)	88	09/00→07/03					
2.6 V6 (F69, M69, P69)	132	09/00→07/03					
3.0 V6 (F69, M69, P69)	155	04/94→02/01	➔	→ V1169750		03.0137-0172.2 650172	Ø 160 x 25
			➔	V1169751→; → 01/01		03.0137-0172.2 650172	Ø 160 x 25
Zubehörsatz, Feststellbremsbacken							
2.0 (F69, M69, P69)	85	03/94→09/99	➔	→ V1169750		03.0137-9092.2 669092	
2.0 16V (F69, M69, P69)	100	03/94→09/99					
2.5 TD (F69, M69, P69)	96	04/94→07/03	➔	V1169751→		03.0137-9242.2 669242	
2.5 V6 (F69, M69, P69)	125	03/94→09/00					
2.0 DTI 16V (F69, M69, P69)	74	09/97→09/00	➔	V1169751→; → 08/00		03.0137-9242.2 669242	
2.2 16V (F69, M69, P69)	106	09/99→07/03	➔	V1169751→		03.0137-9242.2 669242	
2.2 DTI 16V (F69, M69, P69)	81	09/00→07/03					
2.2 DTI 16V (F69, M69, P69)	88	09/00→07/03					
2.6 V6 (F69, M69, P69)	132	09/00→07/03					
2.5 DTI (F69, M69, P69)	110	09/01→07/03	➔			03.0137-9242.2 669242	
3.2 V6 (F69, M69, P69)	160	02/01→07/03					
3.0 V6 (F69, M69, P69)	155	04/94→02/01	➔	→ V1169750		03.0137-9092.2 669092	
			➔	V1169751→; → 01/01		03.0137-9242.2 669242	
 Seilzug, Feststellbremse							
2.0 (F69, M69, P69)	85	03/94→09/99	➔	⬇; Scheibenbremse	1	24.3727-0725.2 580725	L= 1.550 L2= 1.550 + Zub
2.0 16V (F69, M69, P69)	100	03/94→09/99					
2.2 DTI 16V (F69, M69, P69)	81	09/00→07/03					
2.2 DTI 16V (F69, M69, P69)	88	09/00→07/03					
2.5 DTI (F69, M69, P69)	110	09/01→07/03					
2.5 TD (F69, M69, P69)	96	04/94→07/03					
2.5 V6 (F69, M69, P69)	125	03/94→09/00					
2.6 V6 (F69, M69, P69)	132	09/00→07/03					
3.2 V6 (F69, M69, P69)	160	02/01→07/03					
2.0 DTI 16V (F69, M69, P69)	74	09/97→09/00	➔	⬇; → 08/00; Scheibenbremse	1	24.3727-0725.2 580725	L= 1.550 L2= 1.550 + Zub
2.2 16V (F69, M69, P69)	106	09/99→07/03	➔	⬇; 10/99→; Scheibenbremse	1	24.3727-0725.2 580725	L= 1.550 L2= 1.550 + Zub
3.0 V6 (F69, M69, P69)	155	04/94→02/01	➔	⬇; → 01/01; Scheibenbremse	1	24.3727-0725.2 580725	L= 1.550 L2= 1.550 + Zub
OPEL - OMEGA B Caravan (V94) 03/94→07/03							
 Bremsbackensatz, Feststellbremse							
2.0 (F35, M35, P35)	85	03/94→09/99	➔	→ V1169750		03.0137-0172.2 650172	Ø 160 x 25
2.5 TD (F35, M35, P35)	96	04/94→07/01					
2.5 V6 (F35, M35, P35)	125	03/94→09/00	➔	V1169751→		03.0137-0172.2 650172	Ø 160 x 25
2.0 16V (F35, M35, P35)	100	03/94→09/99	➔			03.0137-0172.2 650172	Ø 160 x 25
2.5 DTI (F35, M35, P35)	110	09/01→07/03					
3.2 V6 (F35, M35, P35)	160	02/01→07/03					
2.0 DTI 16V (F35, M35, P35)	74	09/97→09/00	➔	V1169751→; → 08/00		03.0137-0172.2 650172	Ø 160 x 25
2.2 16V (F35, M35, P35)	106	09/99→07/03	➔	V1169751→		03.0137-0172.2 650172	Ø 160 x 25
2.2 DTI 16V (F35, M35, P35)	81	09/00→07/03					
2.2 DTI 16V (F35, M35, P35)	88	09/00→07/03					
2.6 V6 (F35, M35, P35)	132	09/00→07/03					
3.0 V6 (F35, M35, P35)	155	04/94→02/01	➔	→ V1169750		03.0137-0172.2 650172	Ø 160 x 25
			➔	V1169751→; → 01/01		03.0137-0172.2 650172	Ø 160 x 25
Zubehörsatz, Feststellbremsbacken							
2.0 (F35, M35, P35)	85	03/94→09/99	➔	→ V1169750		03.0137-9092.2 669092	
2.0 16V (F35, M35, P35)	100	03/94→09/99					
2.5 TD (F35, M35, P35)	96	04/94→07/01	➔	V1169751→		03.0137-9242.2 669242	
2.5 V6 (F35, M35, P35)	125	03/94→09/00					
↓							













	kw					! #		
OPEL - OMEGA B Caravan (V94) 03/94→07/03								
Zubehörsatz, Feststellbremsbacken								
2.0 DTI 16V (F35, M35, P35)	74	09/97→09/00	➔	V1169751→; → 08/00			03.0137-9242.2	669242
2.2 16V (F35, M35, P35)	106	09/99→07/03	➔	V1169751→			03.0137-9242.2	669242
2.2 DTI 16V (F35, M35, P35)	81	09/00→07/03						
2.2 DTI 16V (F35, M35, P35)	88	09/00→07/03						
2.6 V6 (F35, M35, P35)	132	09/00→07/03						
2.5 DTI (F35, M35, P35)	110	09/01→07/03	➔				03.0137-9242.2	669242
3.2 V6 (F35, M35, P35)	160	02/01→07/03						
3.0 V6 (F35, M35, P35)	155	04/94→02/01	➔	→ V1169750			03.0137-9092.2	669092
			➔	V1169751→; → 01/01			03.0137-9242.2	669242
 Seilzug, Feststellbremse								
2.0 (F35, M35, P35)	85	03/94→09/99	➔	☒; Scheibenbremse	1	24.3727-0725.2	580725	L= 1.550 L2= 1.550 + Zub
2.0 16V (F35, M35, P35)	100	03/94→09/99						
2.2 DTI 16V (F35, M35, P35)	81	09/00→07/03						
2.2 DTI 16V (F35, M35, P35)	88	09/00→07/03						
2.5 DTI (F35, M35, P35)	110	09/01→07/03						
2.5 TD (F35, M35, P35)	96	04/94→07/01						
2.5 V6 (F35, M35, P35)	125	03/94→09/00						
2.6 V6 (F35, M35, P35)	132	09/00→07/03						
3.2 V6 (F35, M35, P35)	160	02/01→07/03						
2.0 DTI 16V (F35, M35, P35)	74	09/97→09/00	➔	☒; → 08/00; Scheibenbremse	1	24.3727-0725.2	580725	L= 1.550 L2= 1.550 + Zub
2.2 16V (F35, M35, P35)	106	09/99→07/03	➔	☒; 10/99→; Scheibenbremse	1	24.3727-0725.2	580725	L= 1.550 L2= 1.550 + Zub
3.0 V6 (F35, M35, P35)	155	04/94→02/01	➔	☒; → 01/01; Scheibenbremse	1	24.3727-0725.2	580725	L= 1.550 L2= 1.550 + Zub
OPEL - SIGNUM CC (Z03) 05/03→12/08								
 Seilzug, Feststellbremse								
1.9 CDTI (F48)	88	04/04→02/08	➔	☒; für Fahrzeuge ohne Schlechtwoegeausführung; Scheibenbremse	1	24.3727-0788.2	580788	L= 1.800 L2= 1.800
1.9 CDTI (F48)	110	04/04→02/08						
2.0 DTI (F48)	74	05/03→04/04						
2.2 DTI (F48)	92	05/03→04/04						
3.0 V6 CDTI (F48)	130	05/03→07/05						
OPEL - TIGRA (S93) 07/94→12/00								
 Radbremszylinder								
1.4 16V (F07)	66	07/94→12/00	➔			24.3219-1715.3	020122	Ø 19,05 ALU
1.6 16V (F07)	78	07/94→08/98	➔			24.3219-1767.3	020552	Ø 19,05 GG
Zubehörsatz, Bremsbacken								
1.4 16V (F07)	66	07/94→12/00	➔			03.0137-9166.2	669166	
1.6 16V (F07)	78	07/94→08/98	➔					
 Bremstrommel								
1.4 16V (F07)	66	07/94→12/00	➔	- ABS		24.0220-0012.1	480017	Ø 200,0 x 35 / 201 - RLG
1.6 16V (F07)	78	07/94→08/98	➔			24.0220-0712.2	480208	Ø 200,0 x 35 / 201 + RLG
			➔	+ ABS		24.0220-0033.2	480132	Ø 200,0 x 35 / 201 - RLG / + ABS Ring
 Bremsbackensatz								
1.4 16V (F07)	66	07/94→12/00	➔			03.0137-0266.2	650266	Ø 200 x 29 + HEB
1.6 16V (F07)	78	07/94→08/98	➔			03.0420-1019.3	681019	TRW Ø 200 x 29 Ø 19,05 + RZ / + Zub Kit
						03.0520-1019.3	691019	TRW Ø 200 x 29 Ø 19,05 + RZ / + Zub TopKit
 Seilzug, Feststellbremse								
1.4 16V (F07)	66	07/94→12/00	➔	☐; Trommelbremse		24.3727-0743.2	580743	L= 1.373 + Zub
1.6 16V (F07)	78	07/94→08/98	➔	☐; Trommelbremse		24.3727-0744.2	580744	L= 1.078 + Zub
OPEL - TIGRA TwinTop (X04) 06/04→12/10								
 Radbremszylinder								
1.3 CDTI (R97)	51	06/04→12/10	➔	→ 08/09		24.3219-1715.3	020122	Ø 19,05 ALU
1.4 (R97)	66	06/04→12/10						
1.8 (R97)	92	06/04→12/10						
↓								















	kw					! #		
OPEL - TIGRA TwinTop (X04) 06/04→12/10								
Zubehörsatz, Bremsbacken								
1.3 CDTI (R97)	51	06/04→12/10	➔	→ 08/09			03.0137-9167.2 669167	
1.4 (R97)	66	06/04→12/10						
1.8 (R97)	92	06/04→12/10						
 Bremstrommel								
1.3 CDTI (R97)	51	06/04→12/10	➔	→ 08/09			24.0220-0038.1 480162	Ø 200,0 x 54 / 201 - RLG / - ABS Ring
1.4 (R97)	66	06/04→12/10					24.0220-0738.2 480214	Ø 200,0 x 54 / 201 + RLG / - ABS Ring
1.8 (R97)	92	06/04→12/10						
 Bremsbackensatz								
1.3 CDTI (R97)	51	06/04→12/10	➔	→ 08/09			03.0137-0396.2 650396	Ø 200 x 46 + HEB
1.4 (R97)	66	06/04→12/10						
1.8 (R97)	92	06/04→12/10						
 Seilzug, Feststellbremse								
1.3 CDTI (R97)	51	06/04→12/10	➔	☐; → 08/09; Trommelbremse			24.3727-0749.2 580749	L= 832 + Zub
1.4 (R97)	66	06/04→12/10	➔	☐; → 08/09; Trommelbremse			24.3727-0750.2 580750	L= 1.095 + Zub
1.8 (R97)	92	06/04→12/10	➔	☐; → 08/09; Scheibenbremse			24.3727-0766.2 580766	L= 1.143
			➔	☐; → 08/09; Scheibenbremse			24.3727-0768.2 580768	L= 1.426
			➔	☒; → 08/09; Trommelbremse	2		24.3727-0786.2 580786	L= 217
OPEL - VECTRA B (J96) 09/95→07/04								
 Radbremszylinder								
1.6 i (F19)	55	10/95→04/02	➔	W1238519→ W1999999			24.3219-1715.3 020122	Ø 19,05 ALU
2.0 DI 16V (F19)	60	11/96→04/02	➔	→ W7152258			24.3219-1715.3 020122	Ø 19,05 ALU
							24.3219-1767.3 020552	Ø 19,05 GG
			➔	W7154259→ W7999999			24.3219-1715.3 020122	Ø 19,05 ALU
			➔	W5276826→ W5999999			24.3219-1715.3 020122	Ø 19,05 ALU
			➔	→ W5276825			24.3219-1715.3 020122	Ø 19,05 ALU
							24.3219-1767.3 020552	Ø 19,05 GG
			➔	→ W1238518			24.3219-1715.3 020122	Ø 19,05 ALU
							24.3219-1767.3 020552	Ø 19,05 GG
			➔	X1000001→			24.3220-1719.3 020448	Ø 20,64 ALU
			➔	X5000001→			24.3220-1719.3 020448	Ø 20,64 ALU
			➔	X7000001→			24.3220-1719.3 020448	Ø 20,64 ALU
Zubehörsatz, Bremsbacken								
1.6 i (F19)	55	10/95→04/02	➔				03.0137-9215.2 669215	
2.0 DI 16V (F19)	60	11/96→04/02						
 Bremstrommel								
1.6 i (F19)	55	10/95→04/02	➔	→ W7999999			24.0223-0013.2 480061	Ø 230,0 x 50 / 231
2.0 DI 16V (F19)	60	11/96→04/02	➔	X1000001→			24.0223-0018.2 480136	Ø 230,0 x 49,3 / 231
 Bremsbackensatz								
1.6 i (F19)	55	10/95→04/02	➔				03.0137-0322.2 650322	Ø 230 x 42
2.0 DI 16V (F19)	60	11/96→04/02	➔	W1238519→ W1999999			03.0520-5719.3 695719	TRW Ø 230 x 42 Ø 19,05 + RZ / + Zub TopKit
			➔	W5276826→ W5999999			03.0520-5719.3 695719	TRW Ø 230 x 42 Ø 19,05 + RZ / + Zub TopKit
			➔	W7154259→ W7999999			03.0520-5719.3 695719	TRW Ø 230 x 42 Ø 19,05 + RZ / + Zub TopKit
			➔	X1000001→			03.0520-7320.3 697320	TRW Ø 230 x 42 Ø 20,64 + RZ / + Zub TopKit
 Bremsbackensatz, Feststellbremse								
1.6 i 16V (F19)	74	10/95→04/02	➔				03.0137-0172.2 650172	Ø 160 x 25
1.8 i 16V (F19)	85	10/95→09/00						
1.8 i 16V (F19)	92	09/00→04/02						
2.0 DTI 16V (F19)	74	06/97→04/02						
2.0 i 16V (F19)	100	10/95→06/00						
2.2 DTI 16V (F19)	88	09/00→04/02						
2.2 DTI 16V (F19)	92	09/00→04/02						
2.2 i 16V (F19)	108	09/00→04/02						
2.5 i V6 (F19)	125	10/95→09/00						
↓								







	kW			 	! #		
OPEL - VECTRA B (J96) 09/95→07/04							
 Bremsbackensatz, Feststellbremse							
2.6 i V6 (F19)	125	09/00→04/02	➡			03.0137-0172.2 650172	Ø 160 x 25
1.7 TD (F19)	60	10/95→12/98	➡	→ 11/96		03.0137-0172.2 650172	Ø 160 x 25
Zubehörsatz, Feststellbremsbacken							
1.6 i 16V (F19)	74	10/95→04/02	➡			03.0137-9243.2 669243	
1.8 i 16V (F19)	85	10/95→09/00					
1.8 i 16V (F19)	92	09/00→04/02					
2.0 DTI 16V (F19)	74	06/97→04/02					
2.0 i 16V (F19)	100	10/95→06/00					
2.2 DTI 16V (F19)	88	09/00→04/02					
2.2 DTI 16V (F19)	92	09/00→04/02					
2.2 i 16V (F19)	108	09/00→04/02					
2.5 i V6 (F19)	125	10/95→09/00					
2.6 i V6 (F19)	125	09/00→04/02					
1.7 TD (F19)	60	10/95→12/98	➡	→ 11/96		03.0137-9243.2 669243	
 Seilzug, Feststellbremse							
1.6 i (F19)	55	10/95→04/02			☐; Trommelbremse	1 24.3727-0751.2 580751	L= 1.455 L2= 1.455 + Zub
			←		☐; Trommelbremse	1 24.3727-0748.2 580748	L= 279 + Zub
			➡		☐; Trommelbremse	2 24.3727-0745.2 580745	L= 210 + Zub
1.6 i 16V (F19)	74	10/95→04/02			☐; Scheibenbremse	1 24.3727-0751.2 580751	L= 1.455 L2= 1.455 + Zub
1.8 i 16V (F19)	85	10/95→09/00					
1.8 i 16V (F19)	92	09/00→04/02	←		☐; Scheibenbremse	1 24.3727-0748.2 580748	L= 279 + Zub
2.0 DTI 16V (F19)	74	06/97→04/02	➡		☐; Scheibenbremse	2 24.3727-0754.2 580754	L= 128 + Zub
2.0 i 16V (F19)	100	10/95→06/00					
2.2 DTI 16V (F19)	88	09/00→04/02					
2.2 DTI 16V (F19)	92	09/00→04/02					
2.2 i 16V (F19)	108	09/00→04/02					
2.5 i V6 (F19)	125	10/95→09/00					
2.6 i V6 (F19)	125	09/00→04/02					
1.7 TD (F19)	60	10/95→12/98			☐; → 11/96; Scheibenbremse	1 24.3727-0751.2 580751	L= 1.455 L2= 1.455 + Zub
			←		☐; → 11/96; Scheibenbremse	1 24.3727-0748.2 580748	L= 279 + Zub
			➡		☐; → 11/96; Scheibenbremse	2 24.3727-0754.2 580754	L= 128 + Zub
2.0 DI 16V (F19)	60	11/96→04/02			☐; Trommelbremse	1 24.3727-0751.2 580751	L= 1.455 L2= 1.455 + Zub
			←		☐; Trommelbremse	1 24.3727-0748.2 580748	L= 279 + Zub
			➡		☐; Trommelbremse	2 24.3727-0760.2 580760	L= 220
OPEL - VECTRA B Caravan (J96) 11/96→07/03							
 Radbremszylinder							
1.6 i (F35)	55	11/96→06/00	➡		W1238519→ W1999999	24.3219-1715.3 020122	Ø 19,05 ALU
			➡		→ W7152258	24.3219-1715.3 020122	Ø 19,05 ALU
						24.3219-1767.3 020552	Ø 19,05 GG
			➡		W7154259→ W7999999	24.3219-1715.3 020122	Ø 19,05 ALU
			➡		W5276826→ W5999999	24.3219-1715.3 020122	Ø 19,05 ALU
			➡		→ W5276825	24.3219-1715.3 020122	Ø 19,05 ALU
						24.3219-1767.3 020552	Ø 19,05 GG
			➡		→ W1238518	24.3219-1715.3 020122	Ø 19,05 ALU
						24.3219-1767.3 020552	Ø 19,05 GG
			➡		X1000001→	24.3220-1719.3 020448	Ø 20,64 ALU
			➡		X5000001→	24.3220-1719.3 020448	Ø 20,64 ALU
			➡		X7000001→	24.3220-1719.3 020448	Ø 20,64 ALU
Zubehörsatz, Bremsbacken							
1.6 i (F35)	55	11/96→06/00	➡			03.0137-9215.2 669215	
 Bremstrommel							
1.6 i (F35)	55	11/96→06/00	➡		→ W7999999	24.0223-0013.2 480061	Ø 230,0 x 50 / 231
			➡		X1000001→	24.0223-0018.2 480136	Ø 230,0 x 49,3 / 231
 Bremsbackensatz							
1.6 i (F35)	55	11/96→06/00	➡			03.0137-0322.2 650322	Ø 230 x 42
			➡		W1238519→ W1999999	03.0520-5719.3 695719	TRW Ø 230 x 42 Ø 19,05 + RZ / + Zub TopKit
			➡		W5276826→ W5999999	03.0520-5719.3 695719	TRW Ø 230 x 42 Ø 19,05 + RZ / + Zub TopKit
↓							












	kw					! #		
OPEL - VECTRA B Caravan (J96) 11/96→07/03								
 Bremsbackensatz								
1.6 i (F35)	55	11/96→06/00	➔	W7154259→ W7999999		03.0520-5719.3	695719	TRW Ø 230 x 42 Ø 19,05 + RZ / + Zub TopKit
			➔	X1000001→		03.0520-7320.3	697320	TRW Ø 230 x 42 Ø 20,64 + RZ / + Zub TopKit
 Bremsbackensatz, Feststellbremse								
1.6 i 16V (F35)	74	11/96→07/02	➔	→ 04/02		03.0137-0172.2	650172	Ø 160 x 25
1.8 i 16V (F35)	92	09/00→07/03						
2.0 DTI 16V (F35)	74	06/97→07/03						
2.2 DTI 16V (F35)	92	09/00→07/03						
2.2 i 16V (F35)	108	09/00→07/03						
2.6 i V6 (F35)	125	09/00→07/03						
1.7 TD (F35)	60	11/96→12/97	➔	→ 11/96		03.0137-0172.2	650172	Ø 160 x 25
1.8 i 16V (F35)	85	11/96→09/00	➔			03.0137-0172.2	650172	Ø 160 x 25
2.0 DI 16V (F35)	60	11/96→06/00						
2.0 i 16V (F35)	100	11/96→09/00						
2.2 DTI 16V (F35)	88	09/00→04/02						
2.5 i V6 (F35)	125	11/96→09/00						
Zubehörsatz, Feststellbremsbacken								
1.6 i 16V (F35)	74	11/96→07/02	➔	→ 04/02		03.0137-9243.2	669243	
1.8 i 16V (F35)	92	09/00→07/03						
2.0 DTI 16V (F35)	74	06/97→07/03						
2.2 DTI 16V (F35)	92	09/00→07/03						
2.2 i 16V (F35)	108	09/00→07/03						
2.6 i V6 (F35)	125	09/00→07/03						
1.7 TD (F35)	60	11/96→12/97	➔	→ 11/96		03.0137-9243.2	669243	
1.8 i 16V (F35)	85	11/96→09/00	➔			03.0137-9243.2	669243	
2.0 DI 16V (F35)	60	11/96→06/00						
2.0 i 16V (F35)	100	11/96→09/00						
2.2 DTI 16V (F35)	88	09/00→04/02						
2.5 i V6 (F35)	125	11/96→09/00						
 Seilzug, Feststellbremse								
1.6 i (F35)	55	11/96→06/00		☐; Trommelbremse	1	24.3727-0751.2	580751	L= 1.455 L2= 1.455 + Zub
			←	☒; Trommelbremse	1	24.3727-0748.2	580748	L= 279 + Zub
			➔	☓; Trommelbremse	2	24.3727-0745.2	580745	L= 210 + Zub
1.6 i 16V (F35)	74	11/96→07/02		☐; → 04/02; Scheibenbremse	1	24.3727-0751.2	580751	L= 1.455 L2= 1.455 + Zub
1.8 i 16V (F35)	92	09/00→07/03						
2.0 DTI 16V (F35)	74	06/97→07/03	←	☒; → 04/02; Scheibenbremse	1	24.3727-0748.2	580748	L= 279 + Zub
2.2 DTI 16V (F35)	92	09/00→07/03	➔	☓; → 04/02; Scheibenbremse	2	24.3727-0754.2	580754	L= 128 + Zub
2.2 i 16V (F35)	108	09/00→07/03						
2.6 i V6 (F35)	125	09/00→07/03						
1.7 TD (F35)	60	11/96→12/97		☐; → 11/96; Scheibenbremse	1	24.3727-0751.2	580751	L= 1.455 L2= 1.455 + Zub
			←	☒; → 11/96; Scheibenbremse	1	24.3727-0748.2	580748	L= 279 + Zub
			➔	☓; → 11/96; Scheibenbremse	2	24.3727-0754.2	580754	L= 128 + Zub
1.8 i 16V (F35)	85	11/96→09/00		☐; Scheibenbremse	1	24.3727-0751.2	580751	L= 1.455 L2= 1.455 + Zub
2.0 DI 16V (F35)	60	11/96→06/00						
2.0 i 16V (F35)	100	11/96→09/00	←	☒; Scheibenbremse	1	24.3727-0748.2	580748	L= 279 + Zub
2.2 DTI 16V (F35)	88	09/00→04/02	➔	☓; Scheibenbremse	2	24.3727-0754.2	580754	L= 128 + Zub
2.5 i V6 (F35)	125	11/96→09/00						
OPEL - VECTRA B CC (J96) 10/95→07/03								
 Radbremszylinder								
1.6 i (F68)	55	10/95→07/03	➔	→ W1238518		24.3219-1715.3	020122	Ø 19,05 ALU
			➔	W7154259→ W7999999		24.3219-1767.3	020552	Ø 19,05 GG
			➔	→ W7152258		24.3219-1715.3	020122	Ø 19,05 ALU
			➔	→ W5276825		24.3219-1767.3	020552	Ø 19,05 GG
			➔	→ W5276825		24.3219-1715.3	020122	Ø 19,05 ALU
			➔	W5276826→ W5999999		24.3219-1715.3	020122	Ø 19,05 ALU
			➔	W1238519→ W1999999		24.3219-1715.3	020122	Ø 19,05 ALU
			➔	X1000001→; → 04/02		24.3220-1719.3	020448	Ø 20,64 ALU
			➔	X5000001→; → 04/02		24.3220-1719.3	020448	Ø 20,64 ALU
			➔	X7000001→; → 04/02		24.3220-1719.3	020448	Ø 20,64 ALU
2.0 DI 16V (F68)	60	11/96→06/00	➔	W1238519→ W1999999		24.3219-1715.3	020122	Ø 19,05 ALU
			➔	→ W7152258		24.3219-1715.3	020122	Ø 19,05 ALU
↓								












	kw					! #		
OPEL - VECTRA B CC (J96) 10/95→07/03								
 Radbremszylinder								
2.0 DI 16V (F68)	60	11/96→06/00	➡	→ W7152258			24.3219-1767.3 020552	Ø 19,05 GG
			➡	W7154259→ W7999999			24.3219-1715.3 020122	Ø 19,05 ALU
			➡	W5276826→ W5999999			24.3219-1715.3 020122	Ø 19,05 ALU
			➡	→ W5276825			24.3219-1715.3 020122	Ø 19,05 ALU
						24.3219-1767.3 020552	Ø 19,05 GG	
			➡	→ W1238518			24.3219-1715.3 020122	Ø 19,05 ALU
						24.3219-1767.3 020552	Ø 19,05 GG	
			➡	X1000001→			24.3220-1719.3 020448	Ø 20,64 ALU
➡	X5000001→			24.3220-1719.3 020448	Ø 20,64 ALU			
➡	X7000001→			24.3220-1719.3 020448	Ø 20,64 ALU			
Zubehörsatz, Bremsbacken								
1.6 i (F68)	55	10/95→07/03	➡	→ 04/02			03.0137-9215.2 669215	
2.0 DI 16V (F68)	60	11/96→06/00	➡				03.0137-9215.2 669215	
 Bremstrommel								
1.6 i (F68)	55	10/95→07/03	➡	→ W7999999			24.0223-0013.2 480061	Ø 230,0 x 50 / 231
			➡	X1000001→; → 04/02			24.0223-0018.2 480136	Ø 230,0 x 49,3 / 231
2.0 DI 16V (F68)	60	11/96→06/00	➡	→ W7999999			24.0223-0013.2 480061	Ø 230,0 x 50 / 231
			➡	X1000001→			24.0223-0018.2 480136	Ø 230,0 x 49,3 / 231
 Bremsbackensatz								
1.6 i (F68)	55	10/95→07/03	➡	→ 04/02			03.0137-0322.2 650322	Ø 230 x 42
			➡	W1238519→ W1999999			03.0520-5719.3 695719	TRW Ø 230 x 42 Ø 19,05 + RZ / + Zub TopKit
			➡	W7154259→ W7999999			03.0520-5719.3 695719	TRW Ø 230 x 42 Ø 19,05 + RZ / + Zub TopKit
			➡	W5276826→ W5999999			03.0520-5719.3 695719	TRW Ø 230 x 42 Ø 19,05 + RZ / + Zub TopKit
			➡	X1000001→; → 04/02			03.0520-7320.3 697320	TRW Ø 230 x 42 Ø 20,64 + RZ / + Zub TopKit
2.0 DI 16V (F68)	60	11/96→06/00	➡				03.0137-0322.2 650322	Ø 230 x 42
			➡	W1238519→ W1999999			03.0520-5719.3 695719	TRW Ø 230 x 42 Ø 19,05 + RZ / + Zub TopKit
			➡	W5276826→ W5999999			03.0520-5719.3 695719	TRW Ø 230 x 42 Ø 19,05 + RZ / + Zub TopKit
			➡	W7154259→ W7999999			03.0520-5719.3 695719	TRW Ø 230 x 42 Ø 19,05 + RZ / + Zub TopKit
			➡	X1000001→			03.0520-7320.3 697320	TRW Ø 230 x 42 Ø 20,64 + RZ / + Zub TopKit
 Bremsbackensatz, Feststellbremse								
1.6 i 16V (F68)	74	10/95→07/02	➡	→ 04/02			03.0137-0172.2 650172	Ø 160 x 25
1.8 i 16V (F68)	92	09/00→07/03						
2.0 DTI 16V (F68)	74	06/97→07/03						
2.2 DTI 16V (F68)	92	09/00→07/03						
2.2 i 16V (F68)	108	09/00→07/03						
2.6 i V6 (F68)	125	09/00→07/03						
1.7 TD (F68)	60	10/95→12/98	➡	→ 11/96			03.0137-0172.2 650172	Ø 160 x 25
1.8 i 16V (F68)	85	10/95→09/00	➡				03.0137-0172.2 650172	Ø 160 x 25
2.0 i 16V (F68)	100	10/95→06/00						
2.2 DTI 16V (F68)	88	09/00→04/02						
2.5 (F68)	144	10/99→06/00						
2.5 i V6 (F68)	125	10/95→09/00						
Zubehörsatz, Feststellbremsbacken								
1.6 i 16V (F68)	74	10/95→07/02	➡	→ 04/02			03.0137-9243.2 669243	
1.8 i 16V (F68)	92	09/00→07/03						
2.0 DTI 16V (F68)	74	06/97→07/03						
2.2 DTI 16V (F68)	92	09/00→07/03						
2.2 i 16V (F68)	108	09/00→07/03						
2.6 i V6 (F68)	125	09/00→07/03						
1.7 TD (F68)	60	10/95→12/98	➡	→ 11/96			03.0137-9243.2 669243	
1.8 i 16V (F68)	85	10/95→09/00	➡				03.0137-9243.2 669243	
2.0 i 16V (F68)	100	10/95→06/00						
2.2 DTI 16V (F68)	88	09/00→04/02						
2.5 (F68)	144	10/99→06/00						
↓								










	kW					! #		
OPEL - VECTRA B CC (J96) 10/95→07/03								
Zubehörsatz, Feststellbremsbacken								
2.5 i V6 (F68)	125	10/95→09/00	➔				03.0137-9243.2	669243
 Seilzug, Feststellbremse								
1.6 i (F68)	55	10/95→07/03		☐; → 04/02; Trommelbremse	1	24.3727-0751.2	580751	L= 1.455 L2= 1.455 + Zub
			←	☐; → 04/02; Trommelbremse	1	24.3727-0748.2	580748	L= 279 + Zub
			➔	☐; → 04/02; Trommelbremse	2	24.3727-0745.2	580745	L= 210 + Zub
1.6 i 16V (F68)	74	10/95→07/02		☐; → 04/02; Scheibenbremse	1	24.3727-0751.2	580751	L= 1.455 L2= 1.455 + Zub
1.8 i 16V (F68)	92	09/00→07/03	←	☐; → 04/02; Scheibenbremse	1	24.3727-0748.2	580748	L= 279 + Zub
2.0 DTI 16V (F68)	74	06/97→07/03						
2.2 DTI 16V (F68)	92	09/00→07/03	➔	☐; → 04/02; Scheibenbremse	2	24.3727-0754.2	580754	L= 128 + Zub
2.2 i 16V (F68)	108	09/00→07/03						
2.6 i V6 (F68)	125	09/00→07/03						
1.7 TD (F68)	60	10/95→12/98		☐; → 11/96; Scheibenbremse	1	24.3727-0751.2	580751	L= 1.455 L2= 1.455 + Zub
			←	☐; → 11/96; Scheibenbremse	1	24.3727-0748.2	580748	L= 279 + Zub
			➔	☐; → 11/96; Scheibenbremse	2	24.3727-0754.2	580754	L= 128 + Zub
1.8 i 16V (F68)	85	10/95→09/00		☐; Scheibenbremse	1	24.3727-0751.2	580751	L= 1.455 L2= 1.455 + Zub
2.0 i 16V (F68)	100	10/95→06/00	←	☐; Scheibenbremse	1	24.3727-0748.2	580748	L= 279 + Zub
2.2 DTI 16V (F68)	88	09/00→04/02						
2.5 (F68)	144	10/99→06/00	➔	☐; Scheibenbremse	2	24.3727-0754.2	580754	L= 128 + Zub
2.5 i V6 (F68)	125	10/95→09/00						
2.0 DI 16V (F68)	60	11/96→06/00		☐; Trommelbremse	1	24.3727-0751.2	580751	L= 1.455 L2= 1.455 + Zub
			←	☐; Trommelbremse	1	24.3727-0748.2	580748	L= 279 + Zub
			➔	☐; Trommelbremse	2	24.3727-0760.2	580760	L= 220
OPEL - VECTRA C (Z02) 04/02→01/09								
 Seilzug, Feststellbremse								
1.6 (F69)	77	08/05→08/08	➔	☐;	1	24.3727-0758.2	580758	L= 1.630 L2= 1.573
1.6 16V (F69)	74	06/04→09/08						
1.8 (F69)	81	04/02→07/08		für Fahrzeuge ohne Schlechtwegeausführung; Scheibenbremse				
1.8 (F69)	103	08/05→08/08						
1.8 16V	90	04/02→09/08						
2.0 16V Turbo (F69)	129	03/03→08/08						
2.2 DGi (F69)	114	10/03→08/08						
2.8 V6 Turbo (F69)	169	08/05→10/06						
2.8 V6 Turbo (F69)	184	08/05→08/08						
2.8 V6 Turbo (F69)	188	08/05→09/06						
3.2 V6 (F69)	155	08/02→07/06						
2.2 16V (F69)	108	04/02→12/08	➔	☐; → 10/08; für Fahrzeuge ohne Schlechtwegeausführung; Scheibenbremse	1	24.3727-0758.2	580758	L= 1.630 L2= 1.573
OPEL - VECTRA C Caravan (Z02) 10/03→01/09								
 Seilzug, Feststellbremse								
1.9 CDTI (F35)	88	04/04→01/09	➔	☐; für Fahrzeuge ohne Schlechtwegeausführung; → 10/08; Scheibenbremse	1	24.3727-0788.2	580788	L= 1.800 L2= 1.800
1.9 CDTI (F35)	110	04/04→08/08	➔	☐;	1	24.3727-0788.2	580788	L= 1.800 L2= 1.800
2.0 DTI (F35)	74	10/03→08/05						
2.2 DTI (F35)	92	10/03→12/05		für Fahrzeuge ohne Schlechtwegeausführung; Scheibenbremse				
3.0 V6 CDTI (F35)	130	10/03→07/05						
OPEL - VECTRA C CC (Z02) 08/02→01/09								
 Seilzug, Feststellbremse								
1.6 (F68)	74	08/05→08/08	➔	☐;	1	24.3727-0758.2	580758	L= 1.630 L2= 1.573
1.6 (F68)	77	01/06→08/08						
1.8 (F68)	103	08/05→08/08		für Fahrzeuge ohne Schlechtwegeausführung; Scheibenbremse				
1.8 16V (F68)	81	08/02→12/06						
1.8 16V (F68)	90	08/02→09/08						
2.0 16V Turbo (F68)	129	03/03→08/08						
2.2 16V (F68)	108	08/02→08/08						
2.2 DGi (F68)	114	10/03→08/08						
2.8 V6 Turbo (F68)	169	08/05→08/08						
2.8 V6 Turbo (F68)	184	08/05→08/08						
2.8 V6 Turbo (F68)	188	08/05→09/08						
3.2 V6 (F68)	155	08/02→07/06						
OPEL - VIVARO A Combi (X83) 08/01→								
 Seilzug, Feststellbremse								
1.9 DI (F7, J7, A07)	60	08/01→	←	☐; für Linkslenker;	1	24.3727-0796.2	580796	Satz L= 1.245 L2= 498
1.9 DTI (F7, J7, A07)	74	08/01→		→ AV606709 / AY606709;				
2.0 16V (F7, J7, A07)	88	08/01→		Kasten/Kombi; kurzer Radstand				
2.0 CDTI (F7, J7, A07)	66	08/06→						
			↓					








	kw			 	! #			
OPEL - VIVARO A Combi (X83) 08/01→								
 Seilzug, Feststellbremse								
2.0 CDTI (F7, J7, A07)	84	08/06→	←	↑; für Linkslenker; → AV606709 / AY606709; Kasten/Kombi; langer Radstand	1	24.3727-0797.2	580797	Satz L= 1.643 L2= 498
2.0 ECOTEC (F7, A07, J7)	86	08/06→						
2.5 CDTI (F7, J7, A07)	84	08/06→	→	□; → 06/14		24.3727-1068.2	581068	L= 1.503
2.5 CDTI (F7, J7, A07)	107	08/06→	→	□; → 06/14		24.3727-1071.2	581071	L= 1.603
2.5 DTI (F7, J7, A07)	99	05/03→	→	□; → 06/14				
OPEL - VIVARO A Kasten (X83) 08/01→								
 Seilzug, Feststellbremse								
1.9 DI (F7)	60	08/01→	←	↑; für Linkslenker; → AV606709 / AY606709; Kasten/Kombi; kurzer Radstand	1	24.3727-0796.2	580796	Satz L= 1.245 L2= 498
1.9 DTI (F7)	74	08/01→						
2.0 16V (F7)	88	08/01→						
2.0 CDTI (F7)	66	08/06→	←	↑; für Linkslenker; → AV606709 / AY606709; Kasten/Kombi; langer Radstand	1	24.3727-0797.2	580797	Satz L= 1.643 L2= 498
2.0 CDTI (F7)	84	08/06→						
2.0 ECOTEC (F7)	86	08/06→						
2.5 CDTI (F7)	84	08/06→	→	□; → 06/14		24.3727-1068.2	581068	L= 1.503
2.5 CDTI (F7)	107	08/06→	→	□; → 06/14		24.3727-1071.2	581071	L= 1.603
2.5 DTI (F7)	99	05/03→	→	□; → 06/14				
OPEL - VIVARO A Pritsche/Fahrgestell (X83) 08/01→								
 Seilzug, Feststellbremse								
1.9 Di	60	08/01→	←	↑; 08/06→; → AV606709 / AY606709; für Linkslenker; Kasten/Kombi; kurzer Radstand	1	24.3727-0796.2	580796	Satz L= 1.245 L2= 498
2.0 CDTI	66	01/06→						
2.5 DTI	99	08/03→	←	↑; 08/06→; → AV606709 / AY606709; für Linkslenker; Kasten/Kombi; langer Radstand	1	24.3727-0797.2	580797	Satz L= 1.643 L2= 498
			→	□; 08/06→ 06/14		24.3727-1068.2	581068	L= 1.503
			→	□; 08/06→ 06/14		24.3727-1071.2	581071	L= 1.603
1.9 DTI	74	08/06→	←	↑; → AV606709 / AY606709; für Linkslenker; Kasten/Kombi; kurzer Radstand	1	24.3727-0796.2	580796	Satz L= 1.245 L2= 498
2.0 16V	88	08/03→						
2.0 CDTI	84	08/06→	←	↑; → AV606709 / AY606709; für Linkslenker; Kasten/Kombi; langer Radstand	1	24.3727-0797.2	580797	Satz L= 1.643 L2= 498
2.0 ECOTEC	86	08/06→						
2.5 CDTI	84	08/06→	→	□; → 06/14		24.3727-1068.2	581068	L= 1.503
2.5 CDTI	107	08/06→	→	□; → 06/14		24.3727-1071.2	581071	L= 1.603
OPEL - ZAFIRA / ZAFIRA FAMILY B (A05) 07/05→04/15								
 Seilzug, Feststellbremse								
1.6 (M75)	77	07/05→09/12	→	↓; Scheibenbremse	1	24.3727-0790.2	580790	L= 1.749 L2= 1.774 + Zub
1.6 (M75)	85	01/08→04/15						
1.6 CNG (M75)	69	07/05→04/15						
1.6 CNG Turbo (M75)	110	02/09→04/15						
1.7 CDTI (M75)	81	01/08→04/15						
1.7 CDTI (M75)	92	01/08→04/15						
1.8 (M75)	88	06/13→04/15						
1.8 (M75)	103	07/05→04/15						
1.8 LPG (M75)	103	07/09→04/15						
1.9 CDTI (M75)	74	07/05→12/10						
1.9 CDTI (M75)	88	07/05→04/15						
1.9 CDTI (M75)	110	07/05→04/15						
2.0 (M75)	147	07/05→12/10						
2.0 (M75)	177	01/06→12/10						
2.2 (M75)	110	07/05→12/12						
OPEL - ZAFIRA A Großraumlimousine (T98) 04/99→06/05								
 Radbremszylinder								
1.6 16V (F75)	74	04/99→06/05	→			24.3220-1719.3	020448	Ø 20,64 ALU
1.6 CNG (F75)	71	09/01→06/05						
Zubehörsatz, Bremsbacken								
1.6 16V (F75)	74	04/99→06/05		→ 12999999		03.0137-9215.2	669215	
1.6 CNG (F75)	71	09/01→06/05	→	22000001→		03.0137-9215.2	669215	
 Bremstrommel								
1.6 16V (F75)	74	04/99→06/05	→			24.0223-0018.2	480136	Ø 230,0 x 49,3 / 231
1.6 CNG (F75)	71	09/01→06/05						
 Bremsbackensatz								
1.6 16V (F75)	74	04/99→06/05	→	→ 12999999		03.0137-0322.2	650322	Ø 230 x 42
1.6 CNG (F75)	71	09/01→06/05						
















	kw				! #						
OPEL - ZAFIRA A Großraumlimousine (T98) 04/99→06/05											
Bremsbackensatz											
1.6 16V (F75)	74	04/99→06/05	→	→ 12999999		03.0520-7320.3	697320	TRW Ø 230 x 42 Ø 20,64 + RZ / + Zub TopKit			
1.6 CNG (F75)	71	09/01→06/05	→	22000001→		03.0137-0424.2	650424	Ø 230 x 42 + HEB			
Seilzug, Feststellbremse											
1.6 16V (F75) 1.6 CNG (F75)	74 71	04/99→06/05 09/01→06/05	←	↑; → 1H999999; Scheibenbremse	1	24.3727-0748.2	580748	L= 279 + Zub			
			←	↑; Trommelbremse	1	24.3727-0748.2	580748	L= 279 + Zub			
			←	↑; 22006461→ 32999999; Scheibenbremse	1	24.3727-0748.2	580748	L= 279 + Zub			
			←	↑; 42000001→; Scheibenbremse	1	24.3727-0748.2	580748	L= 279 + Zub			
			←	↑; 2H000001→ 32999999; Scheibenbremse	1	24.3727-0748.2	580748	L= 279 + Zub			
			←	↑; → 22006460; Scheibenbremse	1	24.3727-0748.2	580748	L= 279 + Zub			
			→	↓; Trommelbremse	2	24.3727-0746.2	580746	L= 182 + Zub			
			→	↓; 2H000001→ 32999999; Scheibenbremse	1	24.3727-0756.2	580756	L= 1.680 L2= 1.680 + Zub			
			→	↓; 22006461→ 32999999; Scheibenbremse	1	24.3727-0756.2	580756	L= 1.680 L2= 1.680 + Zub			
			→	↓; → 22006460; Scheibenbremse	1	24.3727-0757.2	580757	L= 1.680 L2= 1.680 + Zub			
			→	↓; → 1H999999; Scheibenbremse	1	24.3727-0757.2	580757	L= 1.680 L2= 1.680 + Zub			
			→	↓; 42000001→; für Fahrzeuge ohne Schlechtwegeaus- führung; Scheibenbremse	1	24.3727-0784.2	580784	L= 1.677 L2= 1.677 + Zub			
1.8 16V (F75) 1.8 16V (F75) 2.0 DTI 16V (F75) 2.0 OPC (F75) 2.0 OPC (F75) 2.2 16V (F75) 2.2 DTI 16V (F75) 2.2 DTI 16V (F75)	85 92 74 141 147 108 86 92	04/99→09/00 09/00→06/05 09/00→06/05 09/01→06/05 11/02→06/05 09/00→06/05 01/02→06/05 01/02→06/05	←	↑; → 1H999999; Scheibenbremse	1	24.3727-0748.2	580748	L= 279 + Zub			
			←	↑; 42000001→; Scheibenbremse	1	24.3727-0748.2	580748	L= 279 + Zub			
			←	↑; 22006461→ 32999999; Scheibenbremse	1	24.3727-0748.2	580748	L= 279 + Zub			
			←	↑; 2H000001→ 32999999; Scheibenbremse	1	24.3727-0748.2	580748	L= 279 + Zub			
			←	↑; → 22006460; Scheibenbremse	1	24.3727-0748.2	580748	L= 279 + Zub			
			→	↓; 2H000001→ 32999999; Scheibenbremse	1	24.3727-0756.2	580756	L= 1.680 L2= 1.680 + Zub			
			→	↓; 22006461→ 32999999; Scheibenbremse	1	24.3727-0756.2	580756	L= 1.680 L2= 1.680 + Zub			
			→	↓; → 22006460; Scheibenbremse	1	24.3727-0757.2	580757	L= 1.680 L2= 1.680 + Zub			
			→	↓; → 1H999999; Scheibenbremse	1	24.3727-0757.2	580757	L= 1.680 L2= 1.680 + Zub			
			→	↓; 42000001→; für Fahrzeuge ohne Schlechtwegeaus- führung; Scheibenbremse	1	24.3727-0784.2	580784	L= 1.677 L2= 1.677 + Zub			
			2.0 DI (F75)	63	07/99→06/00	←	↑; 06/00→; → 22006460; Scheibenbremse	1	24.3727-0748.2	580748	L= 279 + Zub
						←	↑; 42000001→; Scheibenbremse	1	24.3727-0748.2	580748	L= 279 + Zub
←	↑; 2H000001→ 32999999; Scheibenbremse	1				24.3727-0748.2	580748	L= 279 + Zub			
←	↑; 06/00→; → 1H999999; Scheibenbremse	1				24.3727-0748.2	580748	L= 279 + Zub			
←	↑; 22006461→ 32999999; Scheibenbremse	1				24.3727-0748.2	580748	L= 279 + Zub			
→	↓; 2H000001→ 32999999; Scheibenbremse	1				24.3727-0756.2	580756	L= 1.680 L2= 1.680 + Zub			
→	↓; 22006461→ 32999999; Scheibenbremse	1				24.3727-0756.2	580756	L= 1.680 L2= 1.680 + Zub			
→	↓; 06/00→; → 1H999999; Scheibenbremse	1				24.3727-0757.2	580757	L= 1.680 L2= 1.680 + Zub			
→	↓; 06/00→; → 22006460; Scheibenbremse	1				24.3727-0757.2	580757	L= 1.680 L2= 1.680 + Zub			
→	↓; 42000001→; für Fahrzeuge ohne Schlechtwegeaus- führung; Scheibenbremse	1	24.3727-0784.2	580784	L= 1.677 L2= 1.677 + Zub						
2.0 DI 16V (F75)	60	07/99→06/05	←	↑; 10/99→; → 1H999999; Scheibenbremse	1	24.3727-0748.2	580748	L= 279 + Zub			
			←	↑; 10/99→; → 22006460; Scheibenbremse	1	24.3727-0748.2	580748	L= 279 + Zub			
			←	↑; 22006461→ 32999999; Scheibenbremse	1	24.3727-0748.2	580748	L= 279 + Zub			
			←	↑; 42000001→; Scheibenbremse	1	24.3727-0748.2	580748	L= 279 + Zub			










	kw			 	! #			
OPEL - ZAFIRA A Großraumlimousine (T98) 04/99→06/05								
 Seilzug, Feststellbremse								
2.0 DI 16V (F75)	60	07/99→06/05	←	↑; 2H000001→32999999; Scheibenbremse	1	24.3727-0748.2	580748	L= 279 + Zub
			→	↓; 2H000001→32999999; Scheibenbremse	1	24.3727-0756.2	580756	L= 1.680 L2= 1.680 + Zub
			→	↓; 22006461→32999999; Scheibenbremse	1	24.3727-0756.2	580756	L= 1.680 L2= 1.680 + Zub
			→	↓; 10/99→; → 22006460; Scheibenbremse	1	24.3727-0757.2	580757	L= 1.680 L2= 1.680 + Zub
			→	↓; 10/99→; → 1H999999; Scheibenbremse	1	24.3727-0757.2	580757	L= 1.680 L2= 1.680 + Zub
			→	↓; 42000001→; für Fahrzeuge ohne Schlechtwegeaus- führung; Scheibenbremse	1	24.3727-0784.2	580784	L= 1.677 L2= 1.677 + Zub
OPEL - ZAFIRA B Van (A05) 07/05→04/15								
 Seilzug, Feststellbremse								
1.6 CNG Turbo (M75)	110	02/09→04/15	→	↓; Scheibenbremse	1	24.3727-0790.2	580790	L= 1.749 L2= 1.774 + Zub
1.7 CDTI (M75)	81	01/08→04/15						
1.7 CDTI (M75)	92	01/08→04/15						
1.8 (M75)	103	07/05→04/15						
PEUGEOT - 106 I (1A, 1C) 08/91→04/96								
 Radbremszylinder								
1.0	33	09/91→04/96	→	+ ABS		24.3219-1112.3	020311	BDX Ø 19,05 GG
			→	☐; - ABS; Felge Lochzahl: 3		24.3219-1603.3	020200	Ø 19,05 GG
			→	☐; - ABS; Felge Lochzahl: 3		24.3219-1604.3	020201	Ø 19,05 GG
			→	☐; - ABS; Felge Lochzahl: 4		24.3219-1609.3	020319	Ø 19,05 GG
			→	☐; - ABS; Felge Lochzahl: 4		24.3219-1610.3	020320	Ø 19,05 GG
1.1	44	09/91→04/96	→	+ ABS		24.3219-1112.3	020311	BDX Ø 19,05 GG
			→	☐; - ABS; Türenanzahl: 5; Felge Lochzahl: 3		24.3219-1603.3	020200	Ø 19,05 GG
			→	☐; - ABS; Türenanzahl: 5; Felge Lochzahl: 3		24.3219-1604.3	020201	Ø 19,05 GG
			→	☐; - ABS; Türenanzahl: 3; Felge Lochzahl: 4		24.3219-1609.3	020319	Ø 19,05 GG
			→	☐; - ABS; Türenanzahl: 3; Felge Lochzahl: 4		24.3219-1610.3	020320	Ø 19,05 GG
1.3	72	10/93→04/96	→	+ ABS		24.3219-1112.3	020311	BDX Ø 19,05 GG
1.4	51	08/91→03/96	→	☐; - ABS		24.3219-1609.3	020319	Ø 19,05 GG
1.4	55	09/91→04/96	→	☐; - ABS		24.3219-1609.3	020319	Ø 19,05 GG
1.4	69	09/91→04/96	→	☐; - ABS		24.3219-1610.3	020320	Ø 19,05 GG
1.4 D	37	09/92→04/96	→	☐; - ABS		24.3219-1610.3	020320	Ø 19,05 GG
1.5 D	40	06/94→04/96						
1.5 D	43	06/94→04/96						
1.6	65	06/93→04/96						
1.6	76	01/94→04/96						
Zubehörsatz, Bremsbacken								
1.0	33	09/91→04/96	→	- ABS; Felge Lochzahl: 4		03.0137-9055.2	669055	BDX
			→	+ ABS		03.0137-9055.2	669055	BDX
			→	- ABS; Felge Lochzahl: 3		03.0137-9079.2	669079	
1.1	44	09/91→04/96	→	- ABS; Türenanzahl: 3; Felge Lochzahl: 4		03.0137-9055.2	669055	BDX
			→	+ ABS		03.0137-9055.2	669055	BDX
			→	- ABS; Türenanzahl: 5; Felge Lochzahl: 3		03.0137-9079.2	669079	
1.3	72	10/93→04/96	→			03.0137-9055.2	669055	BDX
1.4	51	08/91→03/96						
1.4	55	09/91→04/96						
1.4	69	09/91→04/96						
1.4 D	37	09/92→04/96						
1.5 D	40	06/94→04/96						
1.5 D	43	06/94→04/96						
1.6	65	06/93→04/96						
1.6	76	01/94→04/96						
 Bremstrommel								
1.0	33	09/91→04/96	→	- ABS; Felge Lochzahl: 3		24.0216-5001.1	480001	Ø 165,0 x 38,5 / 166 - RLG
						24.0216-5701.2	480212	Ø 165,0 x 38,5 / 166 + RLG
1.1	44	09/91→04/96	→	- ABS; Türenanzahl: 5; Felge Lochzahl: 3		24.0216-5001.1	480001	Ø 165,0 x 38,5 / 166 - RLG
						24.0216-5701.2	480212	Ø 165,0 x 38,5 / 166 + RLG
↓								













	kW					! #		
PEUGEOT - 106 I (1A, 1C) 08/91→04/96								
 Bremstrommel								
1.3 1.4 1.6	72 69 76	10/93→04/96 09/91→04/96 01/94→04/96	➔			24.0218-0020.1 24.0218-0720.2	480074 480205	Ø 180,0 x 46 / 181 - RLG / - ABS Ring Ø 180,0 x 46 / 181 + RLG / - ABS Ring
1.5 D 1.5 D 1.6	40 43 65	06/94→04/96 06/94→04/96 06/93→04/96	➔	+ ABS		24.0218-0020.1 24.0218-0720.2	480074 480205	Ø 180,0 x 46 / 181 - RLG / - ABS Ring Ø 180,0 x 46 / 181 + RLG / - ABS Ring
 Bremsbackensatz								
1.0	33	09/91→04/96	➔	- ABS; Felge Lochzahl: 3		03.0137-0195.2 03.0520-0519.3	650195 690519	Ø 164 x 32 BDX Ø 164 x 32 Ø 19,05 + RZ / + Zub TopKit
			➔	+ ABS		03.0137-0196.2	650196	BDX Ø 180 x 32
			➔	- ABS; Felge Lochzahl: 4		03.0137-0196.2 03.0420-1619.3 03.0520-1619.3	650196 681619 691619	BDX Ø 180 x 32 BDX Ø 180 x 32 Ø 19,05 + RZ / + Zub Kit BDX Ø 180 x 32 Ø 19,05 + RZ / + Zub TopKit
1.1	44	09/91→04/96	➔	- ABS; TÜrenanzahl: 5; Felge Lochzahl: 3		03.0137-0195.2 03.0520-0519.3	650195 690519	Ø 164 x 32 BDX Ø 164 x 32 Ø 19,05 + RZ / + Zub TopKit
			➔	+ ABS		03.0137-0196.2	650196	BDX Ø 180 x 32
			➔	- ABS; TÜrenanzahl: 3; Felge Lochzahl: 4		03.0137-0196.2 03.0420-1619.3 03.0520-1619.3	650196 681619 691619	BDX Ø 180 x 32 BDX Ø 180 x 32 Ø 19,05 + RZ / + Zub Kit BDX Ø 180 x 32 Ø 19,05 + RZ / + Zub TopKit
1.3 1.4 1.4 1.4 1.4 D 1.5 D 1.5 D 1.6 1.6	72 51 55 69 37 40 43 65 76	10/93→04/96 08/91→03/96 09/91→04/96 09/91→04/96 09/92→04/96 06/94→04/96 06/94→04/96 06/93→04/96 01/94→04/96	➔	- ABS		03.0137-0196.2 03.0420-1619.3 03.0520-1619.3	650196 681619 691619	BDX Ø 180 x 32 BDX Ø 180 x 32 Ø 19,05 + RZ / + Zub Kit BDX Ø 180 x 32 Ø 19,05 + RZ / + Zub TopKit
 Seilzug, Feststellbremse								
1.0 1.1 1.3 1.4 1.4 1.4 1.4 D 1.5 D 1.5 D 1.6 1.6	33 44 72 51 55 69 37 40 43 65 76	09/91→04/96 09/91→04/96 10/93→04/96 08/91→03/96 09/91→04/96 09/91→04/96 09/92→04/96 06/94→04/96 06/94→04/96 06/93→04/96 01/94→04/96	➔	☑; → S 51224674; Trommelbremse	2	24.3727-0807.2	580807	L= 1.292
			➔	☑; S 51224675→; Trommelbremse	2	24.3727-0816.2	580816	L= 1.442
PEUGEOT - 106 II (1A_, 1C_) 04/96→05/05								
 Radbremszylinder								
1.0 i 1.0 i	33 37	05/96→10/99 04/96→03/01	➔	☑; - ABS; Felge Lochzahl: 3		24.3219-1603.3	020200	Ø 19,05 GG
			➔	☑; - ABS; Felge Lochzahl: 3		24.3219-1604.3	020201	Ø 19,05 GG
			➔	☑; - ABS; Felge Lochzahl: 4		24.3219-1609.3	020319	Ø 19,05 GG
			➔	☑; - ABS; Felge Lochzahl: 4		24.3219-1610.3	020320	Ø 19,05 GG
			➔	→Orga 08056; + ABS		24.3220-1711.3	020409	TRW Ø 20,64 GG
			➔	Orga 08057→; + ABS		24.3220-1717.3	020430	TRW Ø 20,64 ALU
1.1 i	40	01/97→03/01	➔	☑; Felge Lochzahl: 3		24.3219-1603.3	020200	Ø 19,05 GG
			➔	☑; Felge Lochzahl: 3		24.3219-1604.3	020201	Ø 19,05 GG
			➔	☑; Felge Lochzahl: 4		24.3219-1609.3	020319	Ø 19,05 GG
			➔	☑; Felge Lochzahl: 4		24.3219-1610.3	020320	Ø 19,05 GG
			➔	→Orga 08056		24.3220-1711.3	020409	TRW Ø 20,64 GG
			➔	Orga 08057→; + ABS		24.3220-1717.3	020430	TRW Ø 20,64 ALU
1.1 i	44	05/96→07/04	➔	☑; → 03/04; - ABS; Felge Lochzahl: 3		24.3219-1603.3	020200	Ø 19,05 GG
			➔	☑; → 03/04; - ABS; Felge Lochzahl: 3		24.3219-1604.3	020201	Ø 19,05 GG
↓								


	kw			 	! #		
PEUGEOT - 106 II (1A_, 1C_) 04/96→05/05							
 Radbremszylinder							
1.1 i	44	05/96→07/04	➡	☐; → 03/04; - ABS; Felge Lochzahl: 4	24.3219-1609.3	020319	Ø 19,05 GG
			➡	☐; → 03/04; - ABS; Felge Lochzahl: 4	24.3219-1610.3	020320	Ø 19,05 GG
			➡	→ Orga 08056; + ABS	24.3220-1711.3	020409	TRW Ø 20,64 GG
			➡	Orga 08057→; → 03/04; + ABS	24.3220-1717.3	020430	TRW Ø 20,64 ALU
1.4 i	55	05/96→07/04	➡	☐; → 03/04; - ABS	24.3219-1609.3	020319	Ø 19,05 GG
			➡	☐; → 03/04; - ABS	24.3219-1610.3	020320	Ø 19,05 GG
			➡	→ Orga 08056; + ABS	24.3220-1711.3	020409	TRW Ø 20,64 GG
			➡	Orga 08057→; → 03/04; + ABS	24.3220-1717.3	020430	TRW Ø 20,64 ALU
1.5 D	40	05/96→03/01	➡	☐; - ABS	24.3219-1609.3	020319	Ø 19,05 GG
1.6 i	65	05/96→10/99	➡	☐; - ABS	24.3219-1610.3	020320	Ø 19,05 GG
			➡	→ Orga 08056; + ABS	24.3220-1711.3	020409	TRW Ø 20,64 GG
			➡	Orga 08057→; + ABS	24.3220-1717.3	020430	TRW Ø 20,64 ALU
1.5 D	42	04/98→07/04	➡	☐; 10/00→ 03/04; - ABS	24.3219-1609.3	020319	Ø 19,05 GG
			➡	☐; 10/00→ 03/04; - ABS	24.3219-1610.3	020320	Ø 19,05 GG
			➡	10/00→ 03/04; + ABS	24.3220-1717.3	020430	TRW Ø 20,64 ALU
Zubehörsatz, Bremsbacken							
1.0 i	33	05/96→10/99	➡	- ABS; Felge Lochzahl: 4	03.0137-9055.2	669055	BDX
1.0 i	37	04/96→03/01	➡	- ABS; Felge Lochzahl: 3	03.0137-9079.2	669079	
1.1 i	40	01/97→03/01	➡	+ ABS	03.0137-9158.2	669158	TRW
1.1 i	44	05/96→07/04	➡	→ 03/04; - ABS; Felge Lochzahl: 4	03.0137-9055.2	669055	BDX
			➡	→ 03/04; - ABS; Felge Lochzahl: 3	03.0137-9079.2	669079	
			➡	→ 03/04; + ABS	03.0137-9158.2	669158	TRW
1.4 i	55	05/96→07/04	➡	→ 03/04; - ABS	03.0137-9055.2	669055	BDX
			➡	→ 03/04; + ABS	03.0137-9158.2	669158	TRW
1.5 D	40	05/96→03/01	➡	- ABS	03.0137-9055.2	669055	BDX
1.6 i	65	05/96→10/99	➡	+ ABS	03.0137-9158.2	669158	TRW
1.5 D	42	04/98→07/04	➡	10/00→ 03/04; - ABS	03.0137-9055.2	669055	BDX
			➡	10/00→ 03/04; + ABS	03.0137-9158.2	669158	TRW
 Bremstrommel							
1.0 i	33	05/96→10/99	➡	- ABS; Felge Lochzahl: 3	24.0216-5001.1	480001	Ø 165,0 x 38,5 / 166 - RLG
1.0 i	37	04/96→03/01	➡		24.0216-5701.2	480212	Ø 165,0 x 38,5 / 166 + RLG
1.1 i	40	01/97→03/01	➡	- ABS; Felge Lochzahl: 4	24.0218-0020.1	480074	Ø 180,0 x 46 / 181 - RLG / - ABS Ring
			➡		24.0218-0720.2	480205	Ø 180,0 x 46 / 181 + RLG / - ABS Ring
			➡	+ ABS	24.0220-3013.1	480089	Ø 203,0 x 46,5 / 204,5 - RLG / - ABS Ring
1.1 i	44	05/96→07/04	➡	→ 03/04; - ABS; Felge Lochzahl: 3	24.0216-5001.1	480001	Ø 165,0 x 38,5 / 166 - RLG
			➡		24.0216-5701.2	480212	Ø 165,0 x 38,5 / 166 + RLG
			➡	→ 03/04; - ABS; Felge Lochzahl: 4	24.0218-0020.1	480074	Ø 180,0 x 46 / 181 - RLG / - ABS Ring
			➡		24.0218-0720.2	480205	Ø 180,0 x 46 / 181 + RLG / - ABS Ring
			➡	→ 03/04; + ABS	24.0220-3013.1	480089	Ø 203,0 x 46,5 / 204,5 - RLG / - ABS Ring
1.4 i	55	05/96→07/04	➡	→ 03/04; - ABS	24.0218-0020.1	480074	Ø 180,0 x 46 / 181 - RLG / - ABS Ring
			➡		24.0218-0720.2	480205	Ø 180,0 x 46 / 181 + RLG / - ABS Ring
			➡	→ 03/04; + ABS	24.0220-3013.1	480089	Ø 203,0 x 46,5 / 204,5 - RLG / - ABS Ring
1.5 D	40	05/96→03/01	➡	- ABS	24.0218-0020.1	480074	Ø 180,0 x 46 / 181 - RLG / - ABS Ring
1.6 i	65	05/96→10/99	➡		24.0218-0720.2	480205	Ø 180,0 x 46 / 181 + RLG / - ABS Ring
			➡	+ ABS	24.0220-3013.1	480089	Ø 203,0 x 46,5 / 204,5 - RLG / - ABS Ring
1.5 D	42	04/98→07/04	➡	10/00→ 03/04; - ABS	24.0218-0020.1	480074	Ø 180,0 x 46 / 181 - RLG / - ABS Ring
↓							








	kw			 	! #		
PEUGEOT - 106 II (1A_, 1C_) 04/96→05/05							
Bremstrommel							
1.5 D	42	04/98→07/04	➡	10/00→03/04; - ABS		24.0218-0720.2 480205	Ø 180,0 x 46 / 181 + RLG / - ABS Ring
			➡	10/00→03/04; + ABS		24.0220-3013.1 480089	Ø 203,0 x 46,5 / 204,5 - RLG / - ABS Ring
Bremsbackensatz							
1.0 i	33	05/96→10/99	➡	- ABS; Felge Lochzahl: 3		03.0137-0195.2 650195	Ø 164 x 32
1.0 i	37	04/96→03/01				03.0520-0519.3 690519	BDX Ø 164 x 32 Ø 19,05 + RZ / + Zub TopKit
1.1 i	40	01/97→03/01					
			➡	- ABS; Felge Lochzahl: 4		03.0137-0196.2 650196	BDX Ø 180 x 32
						03.0420-1619.3 681619	BDX Ø 180 x 32 Ø 19,05 + RZ / + Zub Kit
						03.0520-1619.3 691619	BDX Ø 180 x 32 Ø 19,05 + RZ / + Zub TopKit
			➡	+ ABS		03.0137-0312.2 650312	TRW Ø 203 x 38
			➡	→Orga 08056; + ABS		03.0520-5720.3 695720	TRW Ø 203 x 39 Ø 20,64 + RZ / + Zub TopKit
			➡	Orga 08057→; + ABS		03.0520-6420.3 696420	TRW Ø 203 x 39 Ø 20,64 + RZ / + Zub TopKit
1.1 i	44	05/96→07/04	➡	→ 03/04; - ABS; Felge Lochzahl: 3		03.0137-0195.2 650195	Ø 164 x 32
						03.0520-0519.3 690519	BDX Ø 164 x 32 Ø 19,05 + RZ / + Zub TopKit
			➡	→ 03/04; - ABS; Felge Lochzahl: 4		03.0137-0196.2 650196	BDX Ø 180 x 32
						03.0420-1619.3 681619	BDX Ø 180 x 32 Ø 19,05 + RZ / + Zub Kit
						03.0520-1619.3 691619	BDX Ø 180 x 32 Ø 19,05 + RZ / + Zub TopKit
			➡	→ 03/04; + ABS		03.0137-0312.2 650312	TRW Ø 203 x 38
			➡	→Orga 08056; + ABS		03.0520-5720.3 695720	TRW Ø 203 x 39 Ø 20,64 + RZ / + Zub TopKit
			➡	Orga 08057→; → 03/04; + ABS		03.0520-6420.3 696420	TRW Ø 203 x 39 Ø 20,64 + RZ / + Zub TopKit
1.4 i	55	05/96→07/04	➡	→ 03/04; - ABS		03.0137-0196.2 650196	BDX Ø 180 x 32
						03.0420-1619.3 681619	BDX Ø 180 x 32 Ø 19,05 + RZ / + Zub Kit
						03.0520-1619.3 691619	BDX Ø 180 x 32 Ø 19,05 + RZ / + Zub TopKit
			➡	→ 03/04; + ABS		03.0137-0312.2 650312	TRW Ø 203 x 38
			➡	→Orga 08056; + ABS		03.0520-5720.3 695720	TRW Ø 203 x 39 Ø 20,64 + RZ / + Zub TopKit
			➡	Orga 08057→; → 03/04; + ABS		03.0520-6420.3 696420	TRW Ø 203 x 39 Ø 20,64 + RZ / + Zub TopKit
1.5 D	40	05/96→03/01	➡	- ABS		03.0137-0196.2 650196	BDX Ø 180 x 32
1.6 i	65	05/96→10/99				03.0420-1619.3 681619	BDX Ø 180 x 32 Ø 19,05 + RZ / + Zub Kit
						03.0520-1619.3 691619	BDX Ø 180 x 32 Ø 19,05 + RZ / + Zub TopKit
			➡	+ ABS		03.0137-0312.2 650312	TRW Ø 203 x 38
			➡	→Orga 08056; + ABS		03.0520-5720.3 695720	TRW Ø 203 x 39 Ø 20,64 + RZ / + Zub TopKit
			➡	Orga 08057→; + ABS		03.0520-6420.3 696420	TRW Ø 203 x 39 Ø 20,64 + RZ / + Zub TopKit
1.5 D	42	04/98→07/04	➡	10/00→03/04; - ABS		03.0137-0196.2 650196	BDX Ø 180 x 32
						03.0420-1619.3 681619	BDX Ø 180 x 32 Ø 19,05 + RZ / + Zub Kit
						03.0520-1619.3 691619	BDX Ø 180 x 32 Ø 19,05 + RZ / + Zub TopKit
			➡	10/00→03/04; + ABS		03.0137-0312.2 650312	TRW Ø 203 x 38
						03.0520-6420.3 696420	TRW Ø 203 x 39 Ø 20,64 + RZ / + Zub TopKit
Seilzug, Feststellbremse							
1.0 i	33	05/96→10/99	➡	⬇; Trommelbremse	2	24.3727-0816.2 580816	L= 1.442
1.0 i	37	04/96→03/01					
1.1 i	40	01/97→03/01					
1.5 D	40	05/96→03/01					
1.6 i	65	05/96→10/99					
1.1 i	44	05/96→07/04	➡	⬇; → 03/04; Trommelbremse	2	24.3727-0816.2 580816	L= 1.442
1.4 i	55	05/96→07/04					












	kW			 	! #		
PEUGEOT - 106 II (1A_, 1C_) 04/96→05/05							
 Seilzug, Feststellbremse							
1.5 D	42	04/98→07/04	➡	☑; 10/00→03/04; Trommelbremse	2	24.3727-0816.2 580816	L= 1.442
1.6 i	74	05/96→01/01	➡	☑; Scheibenbremse	2	24.3727-0817.2 580817	L= 1.505
1.6 S16	87	05/96→07/04	➡	☑; → 03/04; Scheibenbremse	2	24.3727-0817.2 580817	L= 1.505
PEUGEOT - 107 (PM_, PN_) 06/05→05/14							
 Radbremszylinder							
1.0	50	06/05→05/14	➡			24.3217-1719.3 020482	BOS Ø 17,46 ALU
1.4 HDi	40	06/05→05/14	➡				
Zubehörsatz, Bremsbacken							
1.0	50	06/05→05/14	➡			03.0137-9287.2 669287	BOS
1.4 HDi	40	06/05→05/14	➡				
 Bremstrommel							
1.0	50	06/05→05/14	➡			24.0220-0046.1 480193	Ø 200,0 x 44 / 201
1.4 HDi	40	06/05→05/14	➡				
 Bremsbackensatz							
1.0	50	06/05→05/14	➡			03.0137-0466.2 650466	BOS Ø 200 x 32 + HEB
1.4 HDi	40	06/05→05/14	➡			03.0520-4117.3 694117	BOS Ø 200 x 32 Ø 17,46 + RZ / + Zub TopKit
PEUGEOT - 108 05/14→							
 Radbremszylinder							
1.0 VTi	51	05/14→	➡			24.3217-1739.3 020597	BOS Ø 17,46 ALU
1.2	60	05/14→	➡				
1.0 VTi 72	53	05/18→	➡		2	24.3217-1739.3 020597	BOS Ø 17,46 ALU
Zubehörsatz, Bremsbacken							
1.0 VTi	51	05/14→	➡			03.0137-9287.2 669287	BOS
1.0 VTi 72	53	05/18→	➡				
1.2	60	05/14→	➡				
 Bremstrommel							
1.0 VTi	51	05/14→	➡			24.0220-0046.1 480193	Ø 200,0 x 44 / 201
1.0 VTi 72	53	05/18→	➡				
1.2	60	05/14→	➡				
 Bremsbackensatz							
1.0 VTi	51	05/14→	➡			03.0137-0466.2 650466	BOS Ø 200 x 32 + HEB
1.0 VTi 72	53	05/18→	➡				
1.2	60	05/14→	➡				
PEUGEOT - 205 II (20A/C) 01/87→12/00							
 Radbremszylinder							
1.0	33	10/87→09/98	➡	☑; 09/90→		24.3219-1601.3 020198	TRW Ø 19,05 GG
						24.3219-1605.3 020202	BDX Ø 19,05 GG
1.1	44	07/89→09/98	➡	→ 08/90		24.3219-1118.3 020332	TRW Ø 19,05 GG
1.6	53	10/87→09/98	➡	☑; 09/90→		24.3219-1601.3 020198	TRW Ø 19,05 GG
						24.3219-1605.3 020202	BDX Ø 19,05 GG
1.6	55	10/87→09/98	➡	☑; 09/90→		24.3219-1602.3 020199	TRW Ø 19,05 GG
1.4	55	07/88→09/98	➡	07/89→ 08/90		24.3219-1118.3 020332	TRW Ø 19,05 GG
				☑; 09/90→		24.3219-1601.3 020198	TRW Ø 19,05 GG
						24.3219-1605.3 020202	BDX Ø 19,05 GG
1.6 Aut.	65	05/90→09/98	➡	→ 08/90; Automatikgetriebe		24.3219-1118.3 020332	TRW Ø 19,05 GG
				☑; 09/90→		24.3219-1601.3 020198	TRW Ø 19,05 GG
						24.3219-1605.3 020202	BDX Ø 19,05 GG
1.7 Diesel	44	07/87→09/98	➡	☑; → 08/90		24.3219-1601.3 020198	TRW Ø 19,05 GG
						24.3219-1605.3 020202	BDX Ø 19,05 GG
				☑; → 08/90		24.3219-1602.3 020199	TRW Ø 19,05 GG
			➡	03/94→		24.3220-1619.3 020246	TRW Ø 20,64 GG
↓							














	kw			 	! #			
PEUGEOT - 205 II (20A/C) 01/87→12/00								
 Radbremszylinder								
1.8 XDT	58	08/90→05/97	➔	+ ABS		24.3219-1118.3 020332	TRW Ø 19,05 GG	
1.9 Diesel	47	10/87→09/98	➔	☐; 09/90→		24.3219-1601.3 020198	TRW Ø 19,05 GG	
				24.3219-1605.3 020202	BDX Ø 19,05 GG			
			➔	☐; 09/88→ 08/90		24.3219-1601.3 020198	TRW Ø 19,05 GG	
				24.3219-1605.3 020202	BDX Ø 19,05 GG			
			➔	☐; 09/88→ 08/90		24.3219-1602.3 020199	TRW Ø 19,05 GG	
				24.3219-1602.3 020199	TRW Ø 19,05 GG			
➔	☐; 09/90→		24.3220-1619.3 020246	TRW Ø 20,64 GG				
Zubehörsatz, Bremsbacken								
1.0	33	10/87→09/98		09/90→		03.0137-9055.2 669055	BDX	
						03.0137-9175.2 669175	TRW	
1.1	44	07/89→09/98		09/90→		03.0137-9055.2 669055	BDX	
1.4	55	07/88→09/98				03.0137-9175.2 669175	TRW	
1.6	53	10/87→09/98						
1.6	55	10/87→09/98	➔	→ 08/90		03.0137-9056.2 669056	TRW	
1.6 Aut.	65	05/90→09/98	➔	09/90→		03.0137-9055.2 669055	BDX	
				03.0137-9175.2 669175	TRW			
			➔	→ 08/90; Automatikgetriebe		03.0137-9056.2 669056	TRW	
1.7 Diesel	44	07/87→09/98	➔	→ 08/90		03.0137-9055.2 669055	BDX	
				03.0137-9175.2 669175	TRW			
			➔	03/94→		03.0137-9056.2 669056	TRW	
1.8 XDT	58	08/90→05/97	➔	+ ABS		03.0137-9056.2 669056	TRW	
1.9 Diesel	47	10/87→09/98	➔	09/90→		03.0137-9055.2 669055	BDX	
				03.0137-9175.2 669175	TRW			
			➔	09/88→ 08/90		03.0137-9055.2 669055	BDX	
				03.0137-9175.2 669175	TRW			
➔	09/90→		03.0137-9056.2 669056	TRW				
 Bremsbackensatz								
1.0	33	10/87→09/98	➔	09/90→		03.0137-0196.2 650196	BDX Ø 180 x 32	
						03.0137-0197.2 650197	TRW Ø 180 x 32 + HEB	
						03.0520-0419.3 690419	TRW Ø 180 x 32 Ø 19,05 + RZ / + Zub TopKit	
						03.0520-0619.3 690619	BDX Ø 180 x 32 Ø 19,05 + RZ / + Zub TopKit	
1.1 1.4 1.6 1.6	44 55 53 55	07/89→09/98 07/88→09/98 10/87→09/98 10/87→09/98	➔	09/90→		03.0137-0196.2 650196	BDX Ø 180 x 32	
						03.0137-0197.2 650197	TRW Ø 180 x 32 + HEB	
					03.0520-0419.3 690419	TRW Ø 180 x 32 Ø 19,05 + RZ / + Zub TopKit		
					03.0520-0619.3 690619	BDX Ø 180 x 32 Ø 19,05 + RZ / + Zub TopKit		
				➔	→ 08/90		03.0137-0201.2 650201	TRW Ø 180 x 41 + HEB
					03.0520-0919.3 690919	TRW Ø 180 x 41 Ø 19,05 + RZ / + Zub TopKit		
1.6 Aut.	65	05/90→09/98	➔	09/90→		03.0137-0196.2 650196	BDX Ø 180 x 32	
						03.0137-0197.2 650197	TRW Ø 180 x 32 + HEB	
					03.0520-0419.3 690419	TRW Ø 180 x 32 Ø 19,05 + RZ / + Zub TopKit		
					03.0520-0619.3 690619	BDX Ø 180 x 32 Ø 19,05 + RZ / + Zub TopKit		
			➔	→ 08/90; Automatikgetriebe		03.0137-0201.2 650201	TRW Ø 180 x 41 + HEB	
						03.0520-0919.3 690919	TRW Ø 180 x 41 Ø 19,05 + RZ / + Zub TopKit	
1.7 Diesel	44	07/87→09/98	➔	→ 08/90		03.0137-0196.2 650196	BDX Ø 180 x 32	
						03.0137-0197.2 650197	TRW Ø 180 x 32 + HEB	
						03.0520-0419.3 690419	TRW Ø 180 x 32 Ø 19,05 + RZ / + Zub TopKit	
			➔	03/94→		03.0520-0619.3 690619	BDX Ø 180 x 32 Ø 19,05 + RZ / + Zub TopKit	
						03.0137-0201.2 650201	TRW Ø 180 x 41 + HEB	
						03.0520-3120.3 693120	TRW Ø 180 x 41 Ø 20,64 + RZ / + Zub TopKit	
1.8 XDT	58	08/90→05/97	➔	+ ABS		03.0137-0201.2 650201	TRW Ø 180 x 41 + HEB	
↓								










	kw					! #		
PEUGEOT - 205 II (20A/C) 01/87→12/00								
 Bremsbackensatz								
1.9 Diesel	47	10/87→09/98	➔	09/88→ 08/90			03.0137-0196.2 650196	BDX Ø 180 x 32
						03.0137-0197.2 650197	TRW Ø 180 x 32 + HEB	
							03.0520-0419.3 690419	TRW Ø 180 x 32 Ø 19,05 + RZ / + Zub TopKit
							03.0520-0619.3 690619	BDX Ø 180 x 32 Ø 19,05 + RZ / + Zub TopKit
			➔	09/90→			03.0137-0196.2 650196	BDX Ø 180 x 32
							03.0137-0197.2 650197	TRW Ø 180 x 32 + HEB
							03.0137-0201.2 650201	TRW Ø 180 x 41 + HEB
							03.0520-0419.3 690419	TRW Ø 180 x 32 Ø 19,05 + RZ / + Zub TopKit
							03.0520-0619.3 690619	BDX Ø 180 x 32 Ø 19,05 + RZ / + Zub TopKit
							03.0520-3120.3 693120	TRW Ø 180 x 41 Ø 20,64 + RZ / + Zub TopKit
 Seilzug, Feststellbremse								
1.0	33	10/87→09/98	➔	<input type="checkbox"/> ; 09/90→; Trommelbremse			24.3727-0801.2 580801	L= 1.386
			➔	<input type="checkbox"/> ; 09/90→; Trommelbremse			24.3727-0802.2 580802	L= 1.372
1.1	44	07/89→09/98	➔	<input type="checkbox"/> ; → 08/90; Trommelbremse			24.3727-0801.2 580801	L= 1.386
1.4	55	07/88→09/98	➔	<input type="checkbox"/> ; 09/90→; Trommelbremse			24.3727-0801.2 580801	L= 1.386
1.6	53	10/87→09/98	➔	<input type="checkbox"/> ; → 08/90; Trommelbremse			24.3727-0802.2 580802	L= 1.372
1.6	55	10/87→09/98	➔	<input type="checkbox"/> ; 09/90→; Trommelbremse			24.3727-0802.2 580802	L= 1.372
1.6 Aut.	65	05/90→09/98	➔	<input type="checkbox"/> ; → 08/90; Automatikgetriebe; Trommelbremse			24.3727-0801.2 580801	L= 1.386
			➔	<input type="checkbox"/> ; 09/90→; Trommelbremse			24.3727-0801.2 580801	L= 1.386
			➔	<input type="checkbox"/> ; 09/90→; Trommelbremse			24.3727-0802.2 580802	L= 1.372
			➔	<input type="checkbox"/> ; → 08/90; Automatikgetriebe; Trommelbremse			24.3727-0802.2 580802	L= 1.372
1.7 Diesel	44	07/87→09/98	➔	<input type="checkbox"/> ; 03/94→; Trommelbremse			24.3727-0801.2 580801	L= 1.386
			➔	<input type="checkbox"/> ; → 08/90; Trommelbremse			24.3727-0801.2 580801	L= 1.386
			➔	<input type="checkbox"/> ; 03/94→; Trommelbremse			24.3727-0802.2 580802	L= 1.372
			➔	<input type="checkbox"/> ; → 08/90; Trommelbremse			24.3727-0802.2 580802	L= 1.372
1.8 XDT	58	08/90→05/97	➔	<input type="checkbox"/> ; Trommelbremse			24.3727-0801.2 580801	L= 1.386
			➔	<input type="checkbox"/> ; Trommelbremse			24.3727-0802.2 580802	L= 1.372
1.9 Diesel	47	10/87→09/98	➔	<input type="checkbox"/> ; 09/88→ 08/90; Trommelbremse			24.3727-0801.2 580801	L= 1.386
			➔	<input type="checkbox"/> ; 09/90→; Trommelbremse			24.3727-0801.2 580801	L= 1.386
			➔	<input type="checkbox"/> ; 09/88→ 08/90; Trommelbremse			24.3727-0802.2 580802	L= 1.372
			➔	<input type="checkbox"/> ; 09/90→; Trommelbremse			24.3727-0802.2 580802	L= 1.372
1.9 GTI	94	10/87→09/98	➔	<input type="checkbox"/> ; 09/90→; Scheibenbremse			24.3727-0810.2 580810	L= 1.417
			➔	<input type="checkbox"/> ; → 08/88; Scheibenbremse			24.3727-0810.2 580810	L= 1.417
			➔	<input type="checkbox"/> ; → 08/88; Scheibenbremse			24.3727-0811.2 580811	L= 1.432
			➔	<input type="checkbox"/> ; 09/90→; Scheibenbremse			24.3727-0811.2 580811	L= 1.432
PEUGEOT - 205 Kasten 08/90→05/97								
 Radbremszylinder								
1.7 Diesel	44	03/94→05/97	➔				24.3220-1619.3 020246	TRW Ø 20,64 GG
Zubehörsatz, Bremsbacken								
1.7 Diesel	44	03/94→05/97	➔				03.0137-9056.2 669056	TRW
 Bremsbackensatz								
1.7 Diesel	44	03/94→05/97	➔				03.0137-0201.2 650201	TRW Ø 180 x 41 + HEB
							03.0520-3120.3 693120	TRW Ø 180 x 41 Ø 20,64 + RZ / + Zub TopKit
 Seilzug, Feststellbremse								
1.7 Diesel	44	03/94→05/97	➔	<input type="checkbox"/> ; Trommelbremse			24.3727-0801.2 580801	L= 1.386
			➔	<input type="checkbox"/> ; Trommelbremse			24.3727-0802.2 580802	L= 1.372








	kw			 	! #		
PEUGEOT - 206 CC (2D) 09/00→12/08							
 Seilzug, Feststellbremse							
1.6 16V 1.6 HDi 110 2.0 S16	80 80 100	09/00→12/07 04/05→02/07 09/00→12/07	➡	↓; →Orga 11108; Scheibenbremse	2	24.3727-0833.2 580833	L= 1.707
PEUGEOT - 206 Schrägheck (2A/C) 08/98→12/12							
 Radbremszylinder							
1.1	40	08/98→07/00	➡	09/98→; - ABS		24.3219-1112.3 020311	BDX Ø 19,05 GG
			➡	☐; 09/98→; - ABS		24.3220-1617.3 020244	BDX Ø 20,64 GG
			➡	☐; 09/98→; - ABS		24.3220-1618.3 020245	BDX Ø 20,64 GG
			➡	09/98→; + ABS		24.3220-1717.3 020430	TRW Ø 20,64 ALU
1.1 i	44	09/98→02/07	➡	- ABS		24.3219-1112.3 020311	BDX Ø 19,05 GG
			➡	☐; - ABS		24.3220-1617.3 020244	BDX Ø 20,64 GG
			➡	☐; - ABS		24.3220-1618.3 020245	BDX Ø 20,64 GG
			➡	+ ABS		24.3220-1717.3 020430	TRW Ø 20,64 ALU
1.4 16V	65	10/03→02/08	➡			24.3220-1717.3 020430	TRW Ø 20,64 ALU
1.4 HDi eco 70 1.4 i	50 55	09/01→04/09 09/98→12/12	➡	→ 02/09; - ABS		24.3219-1112.3 020311	BDX Ø 19,05 GG
			➡	☐; → 02/09; - ABS		24.3220-1617.3 020244	BDX Ø 20,64 GG
			➡	☐; → 02/09; - ABS		24.3220-1618.3 020245	BDX Ø 20,64 GG
			➡	→ 02/09; + ABS		24.3220-1717.3 020430	TRW Ø 20,64 ALU
1.6 16V	80	07/00→04/09	➡	→ 02/09		24.3220-1717.3 020430	TRW Ø 20,64 ALU
1.6 i	65	09/98→12/00	➡	Schaltgetriebe; - ABS		24.3219-1112.3 020311	BDX Ø 19,05 GG
			➡	☐; - ABS; Schaltgetriebe		24.3220-1617.3 020244	BDX Ø 20,64 GG
			➡	☐; - ABS; Schaltgetriebe		24.3220-1618.3 020245	BDX Ø 20,64 GG
			➡	+ ABS		24.3220-1717.3 020430	TRW Ø 20,64 ALU
			➡	- ABS; Vollautomatik		24.3220-1717.3 020430	TRW Ø 20,64 ALU
1.9 D	51	09/98→11/01	➡	- ABS		24.3219-1112.3 020311	BDX Ø 19,05 GG
			➡	+ ABS		24.3220-1717.3 020430	TRW Ø 20,64 ALU
2.0 HDI 90	66	12/99→09/09	➡	→ 02/09; + ABS		24.3220-1717.3 020430	TRW Ø 20,64 ALU
Zubehörsatz, Bremsbacken							
1.1	40	08/98→07/00	➡	09/98→; - ABS		03.0137-9088.2 669088	BDX
			➡	09/98→; →Orga 09456; + ABS		03.0137-9158.2 669158	TRW
			➡	Orga 09457→; + ABS		03.0137-9278.2 669278	
1.1 i 1.9 D	44 51	09/98→02/07 09/98→11/01	➡	- ABS		03.0137-9088.2 669088	BDX
			➡	→Orga 09456; + ABS		03.0137-9158.2 669158	TRW
			➡	Orga 09457→; + ABS		03.0137-9278.2 669278	
1.4 16V	65	10/03→02/08	➡			03.0137-9278.2 669278	
1.4 HDi eco 70 1.4 i	50 55	09/01→04/09 09/98→12/12	➡	→ 02/09; - ABS		03.0137-9088.2 669088	BDX
			➡	→Orga 09456; + ABS		03.0137-9158.2 669158	TRW
			➡	Orga 09457→; → 02/09; + ABS		03.0137-9278.2 669278	
1.6 16V	80	07/00→04/09	➡	→ 02/09		03.0137-9278.2 669278	
1.6 i	65	09/98→12/00	➡	- ABS		03.0137-9088.2 669088	BDX
			➡	+ ABS		03.0137-9158.2 669158	TRW
2.0 HDI 90	66	12/99→09/09	➡	→Orga 09456		03.0137-9158.2 669158	TRW
			➡	Orga 09457→; → 02/09		03.0137-9278.2 669278	
 Bremstrommel							
1.1	40	08/98→07/00	➡	09/98→; - ABS		24.0218-0020.1 480074	Ø 180,0 x 46 / 181 - RLG / - ABS Ring
			➡	09/98→; →Orga 10254; + ABS		24.0220-3013.1 480089	Ø 180,0 x 46 / 181 + RLG / - ABS Ring
			➡	Orga 10255→; + ABS		24.0220-3029.1 480179	Ø 203,0 x 46,5 / 204,5 - RLG / - ABS Ring
			➡			24.0220-3729.2 480217	Ø 203,0 x 42 / 204,5 + RLG / + ABS Ring
↓							












	kw			 	! #		
PEUGEOT - 206 Schrägheck (2A/C) 08/98→12/12							
Bremstrommel							
1.1 i	44	09/98→02/07	➡	- ABS	24.0218-0020.1	480074	Ø 180,0 x 46 / 181 - RLG / - ABS Ring
			➡	→Orga 10254; + ABS	24.0218-0720.2	480205	Ø 180,0 x 46 / 181 + RLG / - ABS Ring
			➡	Orga 10255→; + ABS	24.0220-3013.1	480089	Ø 203,0 x 46,5 / 204,5 - RLG / - ABS Ring
					24.0220-3029.1	480179	Ø 203,0 x 42 / 204,5 - RLG / - ABS Ring
					24.0220-3729.2	480217	Ø 203,0 x 42 / 204,5 + RLG / + ABS Ring
1.4 16V	65	10/03→02/08	➡		24.0220-3013.1	480089	Ø 203,0 x 46,5 / 204,5 - RLG / - ABS Ring
1.4 HDi eco 70 1.4 i	50 55	09/01→04/09 09/98→12/12	➡	→ 02/09; - ABS	24.0218-0020.1	480074	Ø 180,0 x 46 / 181 - RLG / - ABS Ring
			➡	→Orga 10254; + ABS	24.0218-0720.2	480205	Ø 180,0 x 46 / 181 + RLG / - ABS Ring
			➡	Orga 10255→; → 02/09; + ABS	24.0220-3013.1	480089	Ø 203,0 x 46,5 / 204,5 - RLG / - ABS Ring
					24.0220-3029.1	480179	Ø 203,0 x 42 / 204,5 - RLG / - ABS Ring
					24.0220-3729.2	480217	Ø 203,0 x 42 / 204,5 + RLG / + ABS Ring
1.6 16V 2.0 HDI 90	80 66	07/00→04/09 12/99→09/09	➡	→ 02/09	24.0220-3013.1	480089	Ø 203,0 x 46,5 / 204,5 - RLG / - ABS Ring
1.6 i 1.9 D	65 51	09/98→12/00 09/98→11/01	➡	- ABS	24.0218-0020.1	480074	Ø 180,0 x 46 / 181 - RLG / - ABS Ring
			➡		24.0218-0720.2	480205	Ø 180,0 x 46 / 181 + RLG / - ABS Ring
			➡	+ ABS	24.0220-3013.1	480089	Ø 203,0 x 46,5 / 204,5 - RLG / - ABS Ring
Bremsbackensatz							
1.1	40	08/98→07/00	➡	09/98→; →Orga 09456; + ABS	03.0137-0312.2	650312	TRW Ø 203 x 38
			➡		03.0520-6420.3	696420	TRW Ø 203 x 39 Ø 20,64 + RZ / + Zub TopKit
			➡	09/98→; - ABS	03.0137-0354.2	650354	BDX Ø 180 x 32 + HEB
			➡		03.0520-4819.3	694819	BDX Ø 180 x 32 Ø 19,05 + RZ / - RZR / + Zub TopKit
					03.0520-6520.3	696520	BDX Ø 180 x 32 Ø 20,64 + RZ / + Zub TopKit
			➡	Orga 09457→; + ABS	03.0137-0446.2	650446	Ø 203 x 39 + HEB
					03.0520-7720.3	697720	TRW Ø 203 x 39 Ø 20,64 + RZ / + Zub TopKit
			➡	→Orga 09456; + ABS	03.0137-0312.2	650312	TRW Ø 203 x 38
			➡	- ABS	03.0137-0354.2	650354	BDX Ø 180 x 32 + HEB
			➡	Orga 09457→; + ABS	03.0520-4819.3	694819	BDX Ø 180 x 32 Ø 19,05 + RZ / - RZR / + Zub TopKit
					03.0520-6520.3	696520	BDX Ø 180 x 32 Ø 20,64 + RZ / + Zub TopKit
			➡	→ 02/09; - ABS	03.0137-0446.2	650446	Ø 203 x 39 + HEB
					03.0520-7720.3	697720	TRW Ø 203 x 39 Ø 20,64 + RZ / + Zub TopKit
			➡	→Orga 09456; + ABS	03.0137-0312.2	650312	TRW Ø 203 x 38
			➡	→ 02/09; - ABS	03.0137-0354.2	650354	BDX Ø 180 x 32 + HEB
			➡	Orga 09457→; → 02/09; + ABS	03.0520-4819.3	694819	BDX Ø 180 x 32 Ø 19,05 + RZ / - RZR / + Zub TopKit
					03.0520-6520.3	696520	BDX Ø 180 x 32 Ø 20,64 + RZ / + Zub TopKit
			➡	→ 02/09	03.0137-0446.2	650446	Ø 203 x 39 + HEB
1.6 16V ↓	80	07/00→04/09	➡	→ 02/09	03.0137-0446.2	650446	Ø 203 x 39 + HEB













	kw			 	! #		
PEUGEOT - 206 Schrägheck (2A/C) 08/98→12/12							
 Bremsbackensatz							
1.6 16V	80	07/00→04/09	➡	→ 02/09		03.0520-7720.3 697720	TRW Ø 203 x 39 Ø 20,64 + RZ / + Zub TopKit
1.6 i	65	09/98→12/00	➡	+ ABS		03.0137-0312.2 650312	TRW Ø 203 x 38
					03.0520-6420.3 696420	TRW Ø 203 x 39 Ø 20,64 + RZ / + Zub TopKit	
			➡	- ABS		03.0137-0354.2 650354	BDX Ø 180 x 32 + HEB
			➡	Schaltgetriebe; - ABS		03.0520-4819.3 694819	BDX Ø 180 x 32 Ø 19,05 + RZ / - RZR / + Zub TopKit
						03.0520-6520.3 696520	BDX Ø 180 x 32 Ø 20,64 + RZ / + Zub TopKit
1.9 D	51	09/98→11/01	➡	→Orga 09456; + ABS		03.0137-0312.2 650312	TRW Ø 203 x 38
					03.0520-6420.3 696420	TRW Ø 203 x 39 Ø 20,64 + RZ / + Zub TopKit	
			➡	- ABS		03.0137-0354.2 650354	BDX Ø 180 x 32 + HEB
			➡	Orga 09457→; + ABS		03.0520-4819.3 694819	BDX Ø 180 x 32 Ø 19,05 + RZ / - RZR / + Zub TopKit
						03.0520-7720.3 697720	Ø 203 x 39 + HEB
						03.0520-7720.3 697720	TRW Ø 203 x 39 Ø 20,64 + RZ / + Zub TopKit
2.0 HDI 90	66	12/99→09/09	➡	→Orga 09456		03.0137-0312.2 650312	TRW Ø 203 x 38
					03.0520-6420.3 696420	TRW Ø 203 x 39 Ø 20,64 + RZ / + Zub TopKit	
			➡	Orga 09457→; → 02/09		03.0137-0446.2 650446	Ø 203 x 39 + HEB
						03.0520-7720.3 697720	TRW Ø 203 x 39 Ø 20,64 + RZ / + Zub TopKit
 Seilzug, Feststellbremse							
1.1	40	08/98→07/00	➡	⬇; 09/98→; →Orga 11108; Trommelbremse	2	24.3727-0830.2 580830	L= 1.638
1.1 i	44	09/98→02/07	➡	⬇; →Orga 11108; Trommelbremse	2	24.3727-0830.2 580830	L= 1.638
1.4 HDi eco 70	50	09/01→04/09	➡				
1.4 i	55	09/98→12/12	➡				
1.9 D	51	09/98→11/01	➡				
2.0 HDI 90	66	12/99→09/09	➡				
1.4 16V	65	10/03→02/08	➡	⬇; →Orga 11108; Scheibenbremse	2	24.3727-0833.2 580833	L= 1.707
1.6 16V	80	07/00→04/09	➡				
1.6 HDi 110	80	05/04→02/07	➡				
2.0 RC	130	07/03→12/07	➡				
1.6 i	65	09/98→12/00	➡	⬇; Trommelbremse	2	24.3727-0830.2 580830	L= 1.638
2.0 S16	99	04/99→10/00	➡	⬇; Scheibenbremse	2	24.3727-0833.2 580833	L= 1.707
2.0 S16	100	06/99→12/07	➡	⬇; 10/00→; →Orga 11108; Scheibenbremse	2	24.3727-0833.2 580833	L= 1.707
PEUGEOT - 206 Stufenheck 03/07→							
 Radbremszylinder							
1.4 1.4 HDi eco 70	55 50	03/07→ 09/08→	➡	→ 02/09; - ABS		24.3219-1112.3 020311	BDX Ø 19,05 GG
			➡	⬇; → 02/09; - ABS		24.3220-1617.3 020244	BDX Ø 20,64 GG
			➡	⬇; → 02/09; - ABS		24.3220-1618.3 020245	BDX Ø 20,64 GG
			➡	→ 02/09; + ABS		24.3220-1717.3 020430	TRW Ø 20,64 ALU
1.6 16V	80	03/07→	➡	→ 02/09		24.3220-1717.3 020430	TRW Ø 20,64 ALU
Zubehörsatz, Bremsbacken							
1.4 1.4 HDi eco 70	55 50	03/07→ 09/08→	➡	→ 02/09; - ABS		03.0137-9088.2 669088	BDX
			➡	→ 02/09; + ABS		03.0137-9278.2 669278	
1.6 16V	80	03/07→	➡	→ 02/09		03.0137-9278.2 669278	
 Bremstrommel							
1.4 1.4 HDi eco 70	55 50	03/07→ 09/08→	➡	→ 02/09; - ABS		24.0218-0020.1 480074	Ø 180,0 x 46 / 181 - RLG / - ABS Ring
					24.0218-0720.2 480205	Ø 180,0 x 46 / 181 + RLG / - ABS Ring	
			➡	→ 02/09; + ABS		24.0220-3029.1 480179	Ø 203,0 x 42 / 204,5 - RLG / - ABS Ring
						24.0220-3729.2 480217	Ø 203,0 x 42 / 204,5 + RLG / + ABS Ring
1.6 16V	80	03/07→	➡	→ 02/09		24.0220-3013.1 480089	Ø 203,0 x 46,5 / 204,5 - RLG / - ABS Ring
↓							








	kw			 	! #		
PEUGEOT - 206 Stufenheck 03/07→							
 Bremsbackensatz							
1.4	55	03/07→	➡	→ 02/09; - ABS		03.0137-0354.2 650354	BDX Ø 180 x 32 + HEB
			➡	→ 02/09; + ABS		03.0137-0446.2 650446	Ø 203 x 39 + HEB
						03.0520-7720.3 697720	TRW Ø 203 x 39 Ø 20,64 + RZ / + Zub TopKit
1.4 HDi eco 70	50	09/08→	➡	→ 02/09; - ABS		03.0137-0354.2 650354	BDX Ø 180 x 32 + HEB
						03.0520-4819.3 694819	BDX Ø 180 x 32 Ø 19,05 + RZ / - RZR / + Zub TopKit
						03.0520-6520.3 696520	BDX Ø 180 x 32 Ø 20,64 + RZ / + Zub TopKit
			➡	→ 02/09; + ABS		03.0137-0446.2 650446	Ø 203 x 39 + HEB
						03.0520-7720.3 697720	TRW Ø 203 x 39 Ø 20,64 + RZ / + Zub TopKit
1.6 16V	80	03/07→	➡	→ 02/09		03.0137-0446.2 650446	Ø 203 x 39 + HEB
						03.0520-7720.3 697720	TRW Ø 203 x 39 Ø 20,64 + RZ / + Zub TopKit
 Seilzug, Feststellbremse							
1.4	55	03/07→	➡	↓; →Orga 11108; Trommelbremse	2	24.3727-0830.2 580830	L= 1.638
1.6 16V	80	03/07→	➡	↓; →Orga 11108; Scheibenbremse	2	24.3727-0833.2 580833	L= 1.707
PEUGEOT - 206 SW (2E/K) 07/02→							
 Radbremsszylinder							
1.1	44	07/02→	➡	→ 05/07		24.3220-1717.3 020430	TRW Ø 20,64 ALU
1.4 HDi	50	07/02→					
2.0 HDi	66	07/02→					
1.4	55	07/02→02/07	➡			24.3220-1717.3 020430	TRW Ø 20,64 ALU
Zubehörsatz, Bremsbacken							
1.1	44	07/02→	➡	→Orga 09456		03.0137-9158.2 669158	TRW
1.4 HDi	50	07/02→					
2.0 HDi	66	07/02→	➡	Orga 09457→; → 05/07		03.0137-9278.2 669278	
1.4	55	07/02→02/07	➡	→Orga 09456		03.0137-9158.2 669158	TRW
			➡	Orga 09457→		03.0137-9278.2 669278	
 Bremstrommel							
1.1	44	07/02→	➡	→Orga 10254		24.0220-3013.1 480089	Ø 203,0 x 46,5 / 204,5 - RLG / - ABS Ring
1.4 HDi	50	07/02→					
2.0 HDi	66	07/02→	➡	Orga 10255→; → 05/07		24.0220-3029.1 480179	Ø 203,0 x 42 / 204,5 - RLG / - ABS Ring
						24.0220-3729.2 480217	Ø 203,0 x 42 / 204,5 + RLG / + ABS Ring
1.4	55	07/02→02/07	➡	→Orga 10254		24.0220-3013.1 480089	Ø 203,0 x 46,5 / 204,5 - RLG / - ABS Ring
			➡	Orga 10255→		24.0220-3029.1 480179	Ø 203,0 x 42 / 204,5 - RLG / - ABS Ring
						24.0220-3729.2 480217	Ø 203,0 x 42 / 204,5 + RLG / + ABS Ring
 Bremsbackensatz							
1.1	44	07/02→	➡	→Orga 09456		03.0137-0312.2 650312	TRW Ø 203 x 38
1.4 HDi	50	07/02→					
2.0 HDi	66	07/02→	➡	Orga 09457→; → 05/07		03.0520-6420.3 696420	TRW Ø 203 x 39 Ø 20,64 + RZ / + Zub TopKit
						03.0137-0446.2 650446	Ø 203 x 39 + HEB
						03.0520-7720.3 697720	TRW Ø 203 x 39 Ø 20,64 + RZ / + Zub TopKit
1.4	55	07/02→02/07	➡	→Orga 09456		03.0137-0312.2 650312	TRW Ø 203 x 38
						03.0520-6420.3 696420	TRW Ø 203 x 39 Ø 20,64 + RZ / + Zub TopKit
			➡	Orga 09457→		03.0137-0446.2 650446	Ø 203 x 39 + HEB
						03.0520-7720.3 697720	TRW Ø 203 x 39 Ø 20,64 + RZ / + Zub TopKit
 Seilzug, Feststellbremse							
1.1	44	07/02→	➡	↓; →Orga 11108; Trommelbremse	2	24.3727-0830.2 580830	L= 1.638
1.4	55	07/02→02/07					
1.4 HDi	50	07/02→					
2.0 HDi	66	07/02→					
↓							








	kw				! #		
PEUGEOT - 206 SW (2E/K) 07/02→							
 Seilzug, Feststellbremse							
1.4 16V	65	10/03→	➡	☒; →Orga 11108; Scheibenbremse	2	24.3727-0833.2 580833	L= 1.707
1.6 16V	80	07/02→	➡	☒; → 05/07; Scheibenbremse	2	24.3727-0833.2 580833	L= 1.707
1.6 HDi 110	80	05/04→					
2.0 16V	100	07/02→02/07	➡	☒; Scheibenbremse	2	24.3727-0833.2 580833	L= 1.707
PEUGEOT - 206+ (2L_, 2M_) 01/09→08/13							
 Radbremszylinder							
1.1	44	01/09→06/13	➡	für Fahrzeuge mit Bremskraftregler;		24.3219-1112.3 020311	BDX Ø 19,05 GG
1.4 HDi eco 70	50	01/09→06/13		→ 05/13; - ABS			
1.4 i	54	09/10→06/13	➡	☒; - ABS; → 05/13		24.3220-1617.3 020244	BDX Ø 20,64 GG
1.4 i	55	01/09→08/13	➡	☒; - ABS; → 05/13		24.3220-1618.3 020245	BDX Ø 20,64 GG
			➡	+ ABS; → 05/13; für Fahrzeuge mit elektronischer Bremskraftverteilung (EBD)		24.3220-1717.3 020430	TRW Ø 20,64 ALU
Zubehörsatz, Bremsbacken							
1.1	44	01/09→06/13	➡	- ABS; → 05/13		03.0137-9088.2 669088	BDX
1.4 HDi eco 70	50	01/09→06/13					
1.4 i	54	09/10→06/13	➡	+ ABS; → 05/13;		03.0137-9278.2 669278	
1.4 i	55	01/09→08/13		für Fahrzeuge mit elektronischer Bremskraftverteilung (EBD)			
Bremstrommel							
1.1	44	01/09→06/13	➡	- ABS; → 05/13		24.0218-0020.1 480074	Ø 180,0 x 46 / 181
1.4 HDi eco 70	50	01/09→06/13					- RLG / - ABS Ring
1.4 i	54	09/10→06/13				24.0218-0720.2 480205	Ø 180,0 x 46 / 181
1.4 i	55	01/09→08/13					+ RLG / - ABS Ring
			➡	→ 05/13; + ABS		24.0220-3013.1 480089	Ø 203,0 x 46,5 / 204,5
							- RLG / - ABS Ring
			➡	+ ABS; → 05/13; für Fahrzeuge mit elektronischer Bremskraftverteilung (EBD)		24.0220-3029.1 480179	Ø 203,0 x 42 / 204,5
						24.0220-3729.2 480217	Ø 203,0 x 42 / 204,5
							+ RLG / + ABS Ring
Bremsbackensatz							
1.1	44	01/09→06/13	➡	- ABS; → 05/13		03.0137-0354.2 650354	BDX Ø 180 x 32 + HEB
1.4 HDi eco 70	50	01/09→06/13					
1.4 i	54	09/10→06/13	➡	+ ABS; → 05/13;		03.0137-0446.2 650446	Ø 203 x 39 + HEB
1.4 i	55	01/09→08/13		für Fahrzeuge mit elektronischer Bremskraftverteilung (EBD)		03.0520-7720.3 697720	TRW Ø 203 x 39 Ø 20,64
							+ RZ / + Zub TopKit
Seilzug, Feststellbremse							
1.1	44	01/09→06/13	➡	☒; → 05/13; Trommelbremse	2	24.3727-0830.2 580830	L= 1.638
1.4 HDi eco 70	50	01/09→06/13					
1.4 i	54	09/10→06/13					
1.4 i	55	01/09→08/13					
PEUGEOT - 207/207+ (WA_, WC_) 02/06→12/15							
 Radbremszylinder							
1.4	54	04/06→10/13	➡	☒; - ABS; → 06/12		24.3220-1611.3 020238	BDX Ø 20,64 GG
			➡	☒; - ABS; → 06/12		24.3220-1612.3 020239	BDX Ø 20,64 GG
			➡	→ 06/12		24.3220-1732.3 020514	BOS Ø 20,64 ALU
1.4 16V	65	02/06→10/13	➡	→ 06/12		24.3220-1732.3 020514	BOS Ø 20,64 ALU
1.4 16V	72	10/09→12/12					
1.6 HDi	66	02/06→10/13					
1.6 HDi	68	11/09→12/12					
1.4 16V	70	06/07→10/13	➡	08/07→ 06/12		24.3220-1732.3 020514	BOS Ø 20,64 ALU
1.4 HDi	50	02/06→12/15	➡	☒; - ABS; → 06/12		24.3220-1611.3 020238	BDX Ø 20,64 GG
			➡	☒; - ABS; → 06/12		24.3220-1612.3 020239	BDX Ø 20,64 GG
			➡	+ ABS; → 06/12		24.3220-1732.3 020514	BOS Ø 20,64 ALU
Zubehörsatz, Bremsbacken							
1.4	54	04/06→10/13	➡	→ 06/12		03.0137-9228.2 669228	BDX
1.4 16V	65	02/06→10/13					
1.4 16V	72	10/09→12/12					
1.4 HDi	50	02/06→12/15					
1.6 HDi	66	02/06→10/13					
1.6 HDi	68	11/09→12/12					
1.4 16V	70	06/07→10/13	➡	08/07→ 06/12		03.0137-9228.2 669228	BDX
↓							








	kw					! #		
PEUGEOT - 207/207+ (WA_, WC_) 02/06→12/15								
Bremstrommel								
1.4	54	04/06→10/13	➔	→ 06/12				
1.4 16V	65	02/06→10/13				24.0222-9701.2	480219	Ø 228,6 x 51 / 230,1 + RLG / + ABS Ring
1.4 16V	72	10/09→12/12						
1.4 HDi	50	02/06→12/15						
1.6 HDi	66	02/06→10/13						
1.6 HDi	68	11/09→12/12						
1.4 16V	70	06/07→10/13	➔	08/07→ 06/12		24.0222-9701.2	480219	Ø 228,6 x 51 / 230,1 + RLG / + ABS Ring
Bremsbackensatz								
1.4	54	04/06→10/13	➔	→ 06/12		03.0137-0491.2	650491	Ø 228 x 42 + HEB
1.4 HDi	50	02/06→12/15	➔	+ ABS; → 06/12		03.0520-9420.3	699420	BOS Ø 228 x 42 Ø 20,64 + RZ / + Zub TopKit
1.4 16V	65	02/06→10/13	➔	→ 06/12		03.0137-0491.2	650491	Ø 228 x 42 + HEB
1.4 16V	72	10/09→12/12						
1.6 HDi	66	02/06→10/13				03.0520-9420.3	699420	BOS Ø 228 x 42 Ø 20,64 + RZ / + Zub TopKit
1.6 HDi	68	11/09→12/12						
1.4 16V	70	06/07→10/13	➔	08/07→ 06/12		03.0137-0491.2	650491	Ø 228 x 42 + HEB
						03.0520-9420.3	699420	BOS Ø 228 x 42 Ø 20,64 + RZ / + Zub TopKit
Seilzug, Feststellbremse								
1.4	54	04/06→10/13	➔	⬇; → 06/12; Trommelbremse	2	24.3727-0846.2	580846	L= 1.796
1.4 16V	65	02/06→10/13						
1.4 16V	72	10/09→12/12						
1.4 HDi	50	02/06→12/15						
1.6 HDi	68	11/09→12/12						
1.4 16V	70	06/07→10/13	➔	⬇; 08/07→ 06/12; Trommelbremse	2	24.3727-0846.2	580846	L= 1.796
1.6 16V	80	02/06→10/13	➔	⬇; →Orga 11634; Scheibenbremse	2	24.3727-0845.2	580845	L= 1.905
1.6 16V RC	128	02/07→12/12						
1.6 16V Turbo	110	02/06→10/13	➔	⬇; Orga 11635→; → 06/12; Scheibenbremse	2	24.3727-0855.2	580855	L= 1.910
1.6 16V Turbo	115	10/09→12/12						
1.6 16V VTi	88	02/07→12/12						
1.6 HDi	80	02/06→10/13						
1.6 HDi 110	82	08/09→12/12						
1.6 HDi	66	02/06→10/13	➔	⬇; →Orga 11634; Scheibenbremse	2	24.3727-0845.2	580845	L= 1.905
			➔	⬇; → 06/12; Trommelbremse	2	24.3727-0846.2	580846	L= 1.796
			➔	⬇; Orga 11635→; → 06/12; Scheibenbremse	2	24.3727-0855.2	580855	L= 1.910
PEUGEOT - 207 CC (WD_) 02/07→01/15								
Seilzug, Feststellbremse								
1.6 16V	88	02/07→10/13	➔	⬇; →Orga 1163482; Scheibenbremse	2	24.3727-0845.2	580845	L= 1.905
1.6 16V Turbo	110	02/07→12/12						
1.6 16V Turbo	115	10/09→12/13	➔	⬇; Orga 1163582→; Scheibenbremse	2	24.3727-0855.2	580855	L= 1.910
1.6 HDi	80	02/07→01/15						
1.6 HDi	82	08/09→10/13						
PEUGEOT - 207 SW (WK_) 02/07→12/13								
Radbremszylinder								
1.4	54	06/07→12/12	➔	☐; - ABS		24.3220-1611.3	020238	BDX Ø 20,64 GG
1.6 HDi	66	06/07→12/12	➔	☐; - ABS		24.3220-1612.3	020239	BDX Ø 20,64 GG
			➔	+ ABS		24.3220-1732.3	020514	BOS Ø 20,64 ALU
1.4 16V	72	11/09→12/12	➔	+ ABS		24.3220-1732.3	020514	BOS Ø 20,64 ALU
1.6 HDi	68	11/09→12/12						
Zubehörsatz, Bremsbacken								
1.4	54	06/07→12/12	➔			03.0137-9228.2	669228	BDX
1.4 16V	72	11/09→12/12						
1.6 HDi	66	06/07→12/12						
1.6 HDi	68	11/09→12/12						
1.4 16V	70	06/07→10/13	➔	→ 07/13		03.0137-9228.2	669228	BDX
Bremstrommel								
1.4	54	06/07→12/12	➔			24.0222-9701.2	480219	Ø 228,6 x 51 / 230,1 + RLG / + ABS Ring
1.4 16V	72	11/09→12/12						
1.6 HDi	66	06/07→12/12						
1.6 HDi	68	11/09→12/12						
1.4 16V	70	06/07→10/13	➔	→ 07/13		24.0222-9701.2	480219	Ø 228,6 x 51 / 230,1 + RLG / + ABS Ring
↓								

	kw					! #		
PEUGEOT - 207 SW (WK_) 02/07→12/13								
 Bremsbackensatz								
1.4	54	06/07→12/12	➔				03.0137-0491.2 650491	Ø 228 x 42 + HEB
1.4 16V	72	11/09→12/12	➔					
1.6 HDi	66	06/07→12/12	➔	+ ABS			03.0520-9420.3 699420	BOS Ø 228 x 42 Ø 20,64 + RZ / + Zub TopKit
1.6 HDi	68	11/09→12/12	➔					
1.4 16V	70	06/07→10/13	➔	→ 07/13			03.0137-0491.2 650491	Ø 228 x 42 + HEB
			➔	→ 07/13; + ABS			03.0520-9420.3 699420	BOS Ø 228 x 42 Ø 20,64 + RZ / + Zub TopKit
 Seilzug, Feststellbremse								
1.4	54	06/07→12/12	➔	⬇; Trommelbremse	2	24.3727-0846.2 580846		L= 1.796
1.4 16V	72	11/09→12/12	➔					
1.4 16V	70	06/07→10/13	➔	⬇; → 07/13; Trommelbremse	2	24.3727-0846.2 580846		L= 1.796
1.6 16V	88	06/07→10/13	➔	⬇; →Orga 11634; Scheibenbremse	2	24.3727-0845.2 580845		L= 1.905
1.6 HDi	82	08/09→10/13	➔	⬇; Orga 11635→; → 07/13; Scheibenbremse	2	24.3727-0855.2 580855		L= 1.910
1.6 16V RC	128	02/07→12/12	➔	⬇; 11/07→; →Orga 11634; Scheibenbremse	2	24.3727-0845.2 580845		L= 1.905
			➔	⬇; Orga 11635→; Scheibenbremse	2	24.3727-0855.2 580855		L= 1.910
1.6 HDi	66	06/07→12/12	➔	⬇; →Orga 11634; Scheibenbremse	2	24.3727-0845.2 580845		L= 1.905
1.6 HDi	68	11/09→12/12	➔					
1.6 HDi	80	06/07→12/12	➔	⬇; Orga 11635→; Scheibenbremse	2	24.3727-0855.2 580855		L= 1.910
PEUGEOT - 208 I (CA_, CC_) 03/12→								
 Radbremsszylinder								
1.0	50	03/12→	➔	Br.trommeldurchm.innen [Zoll]: 9		24.3220-1732.3 020514		BOS Ø 20,64 ALU
1.2	60	03/12→	➔					
1.2 GPL	60	06/15→	➔	Br.trommeldurchm.innen [Zoll]: 8		24.3220-1743.3 020556		Ø 20,64 ALU
1.2 THP 110	81	01/13→	➔					
1.4 HDi	50	03/12→	➔					
1.4 VTi	70	03/12→	➔					
1.6	88	03/12→	➔					
1.6	115	03/12→	➔					
1.6 BlueHDi 100	73	01/15→	➔					
1.6 BlueHDi 120	88	11/13→	➔					
1.6 HDi	68	03/12→	➔					
1.6 HDi	84	03/12→	➔					
1.6 HDi	85	04/14→	➔					
1.6 HDi / BlueHDi 75	55	01/13→	➔					
1.6 THP 165	121	03/15→	➔					
1.2 VTi 68 / PureTech 68	50	08/16→	➔	Br.trommeldurchm.innen [Zoll]: 9	2	24.3220-1732.3 020514		BOS Ø 20,64 ALU
			➔	8"	2	24.3220-1743.3 020556		Ø 20,64 ALU
1.5 BlueHDi 100	75	05/18→	➔	Br.trommeldurchm.innen [Zoll]: 9	2	24.3220-1732.3 020514		BOS Ø 20,64 ALU
			➔	Br.trommeldurchm.innen [Zoll]: 8	2	24.3220-1743.3 020556		Ø 20,64 ALU
Zubehörsatz, Bremsbacken								
1.0	50	03/12→	➔			03.0137-9281.2 669281		
1.2	60	03/12→	➔					
1.2 GPL	60	06/15→	➔					
1.2 THP 110	81	01/13→	➔					
1.4 HDi	50	03/12→	➔					
1.4 VTi	70	03/12→	➔					
1.6	88	03/12→	➔					
1.6	115	03/12→	➔					
1.6 BlueHDi 100	73	01/15→	➔					
1.6 BlueHDi 120	88	11/13→	➔					
1.6 HDi	68	03/12→	➔					
1.6 HDi	84	03/12→	➔					
1.6 HDi	85	04/14→	➔					
1.6 HDi / BlueHDi 75	55	01/13→	➔					
1.6 THP 165	121	03/15→	➔					
1.2 VTi 68 / PureTech 68	50	08/16→	➔	Br.trommeldurchm.innen [Zoll]: 9		03.0137-9228.2 669228		BDX
1.5 BlueHDi 100	75	05/18→	➔	Br.trommeldurchm.innen [Zoll]: 8		03.0137-9281.2 669281		
 Bremstrommel								
1.0	50	03/12→	➔	Br.trommeldurchm.innen [Zoll]: 9		24.0222-9701.2 480219		Ø 228,6 x 51 / 230,1 + RLG / + ABS Ring
1.2	60	03/12→	➔					
1.2 GPL	60	06/15→	➔					
1.2 THP 110	81	01/13→	➔					
1.2 VTi 68 / PureTech 68	50	08/16→	➔					
1.4 HDi	50	03/12→	➔					
1.4 VTi	70	03/12→	➔					
1.5 BlueHDi 100	75	05/18→	➔					
1.6	88	03/12→	➔					
1.6	115	03/12→	➔					











	kw			 	! #		
PEUGEOT - 208 I (CA_, CC_) 03/12→							
 Bremstrommel							
1.6 BlueHDi 100 1.6 BlueHDi 120 1.6 HDi 1.6 HDi 1.6 HDi 1.6 HDi / BlueHDi 75 1.6 THP 165	73 88 68 84 85 55 121	01/15→ 11/13→ 03/12→ 03/12→ 04/14→ 01/13→ 03/15→	➡	Br.trommeldurchm.innen [Zoll]: 9		24.0222-9701.2 480219	Ø 228,6 x 51 / 230,1 + RLG / + ABS Ring
 Bremsbackensatz							
1.0 1.2 1.2 GPL 1.2 THP 110 1.4 HDi 1.4 VTi 1.6 1.6 1.6 BlueHDi 100 1.6 BlueHDi 120 1.6 HDi 1.6 HDi 1.6 HDi 1.6 HDi / BlueHDi 75 1.6 THP 165	50 60 60 81 50 70 88 115 73 88 68 84 85 55 121	03/12→ 03/12→ 06/15→ 01/13→ 03/12→ 03/12→ 03/12→ 03/12→ 01/15→ 11/13→ 03/12→ 03/12→ 04/14→ 01/13→ 03/15→	➡	→Orga 14482		03.0137-0491.2 650491	Ø 228 x 42 + HEB
			➡			03.0137-0504.2 650504	BOS Ø 203 x 39 + HEB
			➡	→Orga 14482; Br.trommeldurchm.innen [Zoll]: 9		03.0520-9420.3 699420	BOS Ø 228 x 42 Ø 20,64 + RZ / + Zub TopKit
			➡	Br.trommeldurchm.innen [Zoll]: 8		03.0520-9720.3 699720	BOS Ø 203 x 39 Ø 20,64 + RZ / + Zub TopKit
1.2 VTi 68 / PureTech 68	50	08/16→	➡	→Orga 14482		03.0137-0491.2 650491	Ø 228 x 42 + HEB
			➡	Br.trommeldurchm.innen [Zoll]: 8		03.0137-0504.2 650504	BOS Ø 203 x 39 + HEB
			➡	→Orga 14482; Br.trommeldurchm.innen [Zoll]: 9		03.0520-9420.3 699420	BOS Ø 228 x 42 Ø 20,64 + RZ / + Zub TopKit
1.5 BlueHDi 100	75	05/18→	➡	→Orga 14482; Br.trommeldurchm.innen [Zoll]: 9		03.0137-0491.2 650491	Ø 228 x 42 + HEB
			➡	Br.trommeldurchm.innen [Zoll]: 9		03.0520-9420.3 699420	BOS Ø 228 x 42 Ø 20,64 + RZ / + Zub TopKit
			➡	Br.trommeldurchm.innen [Zoll]: 8		03.0137-0504.2 650504	BOS Ø 203 x 39 + HEB
			➡	Br.trommeldurchm.innen [Zoll]: 8		03.0520-9720.3 699720	BOS Ø 203 x 39 Ø 20,64 + RZ / + Zub TopKit
PEUGEOT - 301 11/12→							
 Radbremszylinder							
1.2 VTi 72 1.2 VTi 82 1.6 BlueHDi 100 1.6 HDi 90 1.6 VTi 115	53 60 73 68 85	11/12→ 12/14→ 04/14→ 11/12→ 11/12→10/17	➡	☐; →Orga 14692; - ABS		24.3220-1617.3 020244	BDX Ø 20,64 GG
			➡	☐; →Orga 14692; - ABS		24.3220-1618.3 020245	BDX Ø 20,64 GG
			➡	Orga 14693→; Br.trommeldurchm.innen [Zoll]: 9		24.3220-1732.3 020514	BOS Ø 20,64 ALU
			➡	Orga 14693→; Br.trommeldurchm.innen [Zoll]: 8		24.3220-1743.3 020556	Ø 20,64 ALU
			➡	→Orga 14692; + ABS		24.3220-1743.3 020556	Ø 20,64 ALU
1.5 BlueHDi 100	75	05/18→	➡	Br.trommeldurchm.innen [Zoll]: 9	2	24.3220-1732.3 020514	BOS Ø 20,64 ALU
			➡	Br.trommeldurchm.innen [Zoll]: 8	2	24.3220-1743.3 020556	Ø 20,64 ALU
Zubehörsatz, Bremsbacken							
1.2 VTi 72 1.2 VTi 82 1.5 BlueHDi 100 1.6 BlueHDi 100 1.6 HDi 90 1.6 VTi 115	53 60 75 73 68 85	11/12→ 12/14→ 05/18→ 04/14→ 11/12→ 11/12→10/17	➡	Br.trommeldurchm.innen [Zoll]: 9		03.0137-9228.2 669228	BDX
			➡	Br.trommeldurchm.innen [Zoll]: 8		03.0137-9281.2 669281	
 Bremstrommel							
1.2 VTi 72 1.2 VTi 82 1.5 BlueHDi 100 1.6 BlueHDi 100 1.6 HDi 90 1.6 VTi 115	53 60 75 73 68 85	11/12→ 12/14→ 05/18→ 04/14→ 11/12→ 11/12→10/17	➡	Br.trommeldurchm.innen [Zoll]: 9		24.0222-9701.2 480219	Ø 228,6 x 51 / 230,1 + RLG / + ABS Ring
 Bremsbackensatz							
1.2 VTi 72 1.2 VTi 82 1.6 BlueHDi 100 1.6 HDi 90 1.6 VTi 115	53 60 73 68 85	11/12→ 12/14→ 04/14→ 11/12→ 11/12→10/17	➡	Orga 14693→; Br.trommeldurchm.innen [Zoll]: 8		03.0137-0504.2 650504	BOS Ø 203 x 39 + HEB
			➡	Br.trommeldurchm.innen [Zoll]: 8		03.0520-9720.3 699720	BOS Ø 203 x 39 Ø 20,64 + RZ / + Zub TopKit
			➡	→Orga 14692; + ABS		03.0137-0504.2 650504	BOS Ø 203 x 39 + HEB
			➡	Br.trommeldurchm.innen [Zoll]: 8		03.0520-9720.3 699720	BOS Ø 203 x 39 Ø 20,64 + RZ / + Zub TopKit
↓							













	kw			 	! #		
PEUGEOT - 301 11/12→							
Bremsbackensatz							
1.5 BlueHDI 100	75	05/18→	➔	Br.trommeldurchm.innen [Zoll]: 8	03.0137-0504.2 03.0520-9720.3	650504 699720	BOS Ø 203 x 39 + HEB BOS Ø 203 x 39 Ø 20,64 + RZ / + Zub TopKit
PEUGEOT - 306 (7B, N3, N5) 04/93→10/03							
Radbremszylinder							
1.1	44	06/94→05/01	➔	☐; → 04/97; - ABS	24.3220-1615.3 24.3220-1617.3	020242 020244	TRW Ø 20,64 GG BDX Ø 20,64 GG
			➔	☐; → 04/97; - ABS	24.3220-1616.3 24.3220-1618.3	020243 020245	TRW Ø 20,64 GG BDX Ø 20,64 GG
			➔	→ 08/95; + ABS	24.3220-1619.3	020246	TRW Ø 20,64 GG
			➔	→ 04/97; + ABS	24.3220-1702.3	020375	BDX Ø 20,64 GG
			➔	09/95→; →Orga 08729; + ABS	24.3220-1711.3	020409	TRW Ø 20,64 GG
			1.4 SL 1.6 SR 1.9 SLD 1.9 SLD	55 65 47 50	06/94→05/01 06/94→10/00 06/94→05/01 06/94→05/01	➔	☐; 10/94→; - ABS
➔	☐; 10/94→; - ABS	24.3220-1616.3 24.3220-1618.3				020243 020245	TRW Ø 20,64 GG BDX Ø 20,64 GG
➔	10/94→ 08/95; + ABS	24.3220-1619.3				020246	TRW Ø 20,64 GG
➔	10/94→; + ABS	24.3220-1702.3				020375	BDX Ø 20,64 GG
➔	09/95→; →Orga 08729; + ABS	24.3220-1711.3				020409	TRW Ø 20,64 GG
➔	Orga 08730→; + ABS	24.3220-1717.3				020430	TRW Ø 20,64 ALU
1.6	72	10/00→05/01	➔	☐; - ABS	24.3220-1615.3 24.3220-1617.3	020242 020244	TRW Ø 20,64 GG BDX Ø 20,64 GG
			➔	☐; - ABS	24.3220-1616.3 24.3220-1618.3	020243 020245	TRW Ø 20,64 GG BDX Ø 20,64 GG
			➔	Orga 08730→; + ABS	24.3220-1717.3	020430	TRW Ø 20,64 ALU
			1.8 ST	74	06/94→05/01	➔	☐; - ABS
➔	☐; - ABS	24.3220-1616.3 24.3220-1618.3				020243 020245	TRW Ø 20,64 GG BDX Ø 20,64 GG
➔	→ 08/95; + ABS	24.3220-1619.3				020246	TRW Ø 20,64 GG
➔	+ ABS	24.3220-1702.3				020375	BDX Ø 20,64 GG
➔	09/95→; →Orga 08729; + ABS	24.3220-1711.3				020409	TRW Ø 20,64 GG
➔	Orga 08730→; + ABS	24.3220-1717.3				020430	TRW Ø 20,64 ALU
1.9 D 1.9 D	51 55	09/98→05/01 03/98→05/01	➔	☐; - ABS	24.3220-1615.3 24.3220-1617.3	020242 020244	TRW Ø 20,64 GG BDX Ø 20,64 GG
			➔	☐; - ABS	24.3220-1616.3 24.3220-1618.3	020243 020245	TRW Ø 20,64 GG BDX Ø 20,64 GG
			➔	+ ABS	24.3220-1702.3	020375	BDX Ø 20,64 GG
			➔	→Orga 08729; + ABS	24.3220-1711.3	020409	TRW Ø 20,64 GG
			➔	Orga 08730→; + ABS	24.3220-1717.3	020430	TRW Ø 20,64 ALU
1.9 SRDT	66	06/94→05/01	➔	☐; 10/94→; - ABS	24.3220-1615.3 24.3220-1617.3	020242 020244	TRW Ø 20,64 GG BDX Ø 20,64 GG
			➔	☐; 10/94→; - ABS	24.3220-1616.3 24.3220-1618.3	020243 020245	TRW Ø 20,64 GG BDX Ø 20,64 GG
			➔	10/94→ 08/95; + ABS	24.3220-1619.3	020246	TRW Ø 20,64 GG
			➔	10/94→; + ABS	24.3220-1702.3	020375	BDX Ø 20,64 GG
			➔	09/95→; →Orga 08729	24.3220-1711.3	020409	TRW Ø 20,64 GG
			➔	Orga 08730→	24.3220-1717.3	020430	TRW Ø 20,64 ALU
Zubehörsatz, Bremsbacken							
1.1	44	06/94→05/01	➔	→ 04/97; + ABS	03.0137-9228.2	669228	BDX
			➔	→ 04/97; - ABS	03.0137-9086.2	669086	BDX
			➔	09/95→ 04/97; + ABS	03.0137-9175.2	669175	TRW
			➔	→ 08/95; + ABS	03.0137-9158.2	669158	TRW
1.4 SL 1.6 SR 1.9 SLD ↓	55 65 47	06/94→05/01 06/94→10/00 06/94→05/01	➔	10/94→; + ABS	03.0137-9228.2	669228	BDX
			➔	10/94→; - ABS	03.0137-9086.2	669086	BDX











	kw			 	! #		
PEUGEOT - 306 (7B, N3, N5) 04/93→10/03							
Zubehörsatz, Bremsbacken							
1.9 SLD	50	06/94→05/01	➡	10/94→; - ABS		03.0137-9175.2 669175	TRW
			➡	09/95→; + ABS		03.0137-9158.2 669158	TRW
			➡	10/94→ 08/95; + ABS		03.0137-9175.2 669175	TRW
1.6	72	10/00→05/01	➡	- ABS		03.0137-9086.2 669086	BDX
			➡	+ ABS		03.0137-9175.2 669175	TRW
			➡	+ ABS		03.0137-9158.2 669158	TRW
1.8 ST	74	06/94→05/01	➡	+ ABS		03.0137-9228.2 669228	BDX
			➡	- ABS		03.0137-9086.2 669086	BDX
			➡	- ABS		03.0137-9175.2 669175	TRW
			➡	09/95→; + ABS		03.0137-9158.2 669158	TRW
			➡	→ 08/95; + ABS		03.0137-9175.2 669175	TRW
1.9 D	51	09/98→05/01	➡	+ ABS		03.0137-9228.2 669228	BDX
1.9 D	55	03/98→05/01	➡	- ABS		03.0137-9086.2 669086	BDX
			➡	- ABS		03.0137-9175.2 669175	TRW
			➡	+ ABS		03.0137-9158.2 669158	TRW
1.9 SRDT	66	06/94→05/01	➡	10/94→; + ABS		03.0137-9228.2 669228	BDX
			➡	10/94→ 08/95; - ABS		03.0137-9086.2 669086	BDX
			➡	09/95→		03.0137-9158.2 669158	TRW
			➡	10/94→ 08/95		03.0137-9175.2 669175	TRW
Bremstrommel							
1.1	44	06/94→05/01	➡	→ 08/95; + ABS; TRW		24.0218-0016.1 480011	Ø 180,0 x 44,5 / 181 - RLG / - ABS Ring
						24.0218-0716.2 480203	Ø 180,0 x 44,5 / 181 + RLG / - ABS Ring
			➡	→ 04/97; - ABS		24.0218-0016.1 480011	Ø 180,0 x 44,5 / 181 - RLG / - ABS Ring
						24.0218-0716.2 480203	Ø 180,0 x 44,5 / 181 + RLG / - ABS Ring
			➡	09/95→ 04/97; + ABS		24.0220-3014.1 480090	Ø 203,0 x 46,5 / 204,5 - RLG / - ABS Ring
			➡	→ 04/97; + ABS; BENDIX		24.0222-8017.1 480071	Ø 229,0 x 50,8 / 230
1.4 SL	55	06/94→05/01	➡	10/94→ 08/95; + ABS; Lucas		24.0218-0016.1 480011	Ø 180,0 x 44,5 / 181 - RLG / - ABS Ring
1.6 SR	65	06/94→10/00					
1.9 SLD	47	06/94→05/01	➡	10/94→; - ABS; Lucas		24.0218-0016.1 480011	Ø 180,0 x 44,5 / 181 - RLG / - ABS Ring
1.9 SLD	50	06/94→05/01	➡	10/94→ 08/95; + ABS		24.0218-0716.2 480203	Ø 180,0 x 44,5 / 181 + RLG / - ABS Ring
			➡	10/94→; - ABS		24.0218-0716.2 480203	Ø 180,0 x 44,5 / 181 + RLG / - ABS Ring
			➡	09/95→; + ABS		24.0220-3014.1 480090	Ø 203,0 x 46,5 / 204,5 - RLG / - ABS Ring
			➡	10/94→ 08/95; + ABS; BDX		24.0222-8017.1 480071	Ø 229,0 x 50,8 / 230
1.6	72	10/00→05/01	➡	- ABS; Lucas		24.0218-0016.1 480011	Ø 180,0 x 44,5 / 181 - RLG / - ABS Ring
1.9 D	51	09/98→05/01	➡	- ABS		24.0218-0716.2 480203	Ø 180,0 x 44,5 / 181 + RLG / - ABS Ring
1.9 D	55	03/98→05/01	➡	- ABS		24.0218-0716.2 480203	Ø 180,0 x 44,5 / 181 + RLG / - ABS Ring
			➡	+ ABS		24.0220-3014.1 480090	Ø 203,0 x 46,5 / 204,5 - RLG / - ABS Ring
1.8 ST	74	06/94→05/01	➡	→ 08/95; + ABS; Lucas		24.0218-0016.1 480011	Ø 180,0 x 44,5 / 181 - RLG / - ABS Ring
			➡	- ABS; Lucas		24.0218-0016.1 480011	Ø 180,0 x 44,5 / 181 - RLG / - ABS Ring
			➡	- ABS		24.0218-0716.2 480203	Ø 180,0 x 44,5 / 181 + RLG / - ABS Ring
			➡	→ 08/95; + ABS		24.0218-0716.2 480203	Ø 180,0 x 44,5 / 181 + RLG / - ABS Ring
			➡	09/95→; + ABS		24.0220-3014.1 480090	Ø 203,0 x 46,5 / 204,5 - RLG / - ABS Ring
			➡	→ 08/95; + ABS; BDX		24.0222-8017.1 480071	Ø 229,0 x 50,8 / 230
1.9 SRDT	66	06/94→05/01	➡	10/94→ 08/95; Lucas		24.0218-0016.1 480011	Ø 180,0 x 44,5 / 181 - RLG / - ABS Ring
			➡	10/94→ 08/95		24.0218-0716.2 480203	Ø 180,0 x 44,5 / 181 + RLG / - ABS Ring
↓							








	kw			 	! #		
PEUGEOT - 306 (7B, N3, N5) 04/93→10/03							
Bremstrommel							
1.9 SRDT	66	06/94→05/01	➡	09/95→	24.0220-3014.1	480090	Ø 203,0 x 46,5 / 204,5 - RLG / - ABS Ring
			➡	10/94→ 08/95; + ABS; BDX	24.0222-8017.1	480071	Ø 229,0 x 50,8 / 230
Bremsbackensatz							
1.1	44	06/94→05/01	➡	→ 04/97; - ABS	03.0137-0197.2	650197	TRW Ø 180 x 32 + HEB
					03.0137-0261.2	650261	BDX Ø 180 x 32
					03.0520-2520.3	692520	TRW Ø 180 x 32 Ø 20,64 + RZ / + Zub TopKit
					03.0520-2620.3	692620	BDX Ø 180 x 32 Ø 20,64 + RZ / + Zub TopKit
			➡	→ 08/95; + ABS	03.0137-0197.2	650197	TRW Ø 180 x 32 + HEB
			➡	09/95→ 04/97; + ABS	03.0137-0312.2	650312	TRW Ø 203 x 38
			➡	→ 04/97; + ABS	03.0137-0370.2	650370	BDX Ø 229 x 42 + HEB
					03.0520-3220.3	693220	BDX Ø 229 x 42 Ø 20,64 + RZ / + Zub TopKit
			➡	09/95→; →Orga 08729; + ABS	03.0520-5720.3	695720	TRW Ø 203 x 39 Ø 20,64 + RZ / + Zub TopKit
1.4 SL 1.6 SR 1.9 SLD 1.9 SLD	55 65 47 50	06/94→05/01 06/94→10/00 06/94→05/01 06/94→05/01	➡	10/94→ 08/95; + ABS	03.0137-0197.2	650197	TRW Ø 180 x 32 + HEB
			➡	10/94→; - ABS	03.0137-0197.2	650197	TRW Ø 180 x 32 + HEB
					03.0137-0261.2	650261	BDX Ø 180 x 32
					03.0520-2520.3	692520	TRW Ø 180 x 32 Ø 20,64 + RZ / + Zub TopKit
					03.0520-2620.3	692620	BDX Ø 180 x 32 Ø 20,64 + RZ / + Zub TopKit
			➡	09/95→; + ABS	03.0137-0312.2	650312	TRW Ø 203 x 38
			➡	10/94→; + ABS	03.0137-0370.2	650370	BDX Ø 229 x 42 + HEB
					03.0520-3220.3	693220	BDX Ø 229 x 42 Ø 20,64 + RZ / + Zub TopKit
			➡	09/95→; →Orga 08729; + ABS	03.0520-5720.3	695720	TRW Ø 203 x 39 Ø 20,64 + RZ / + Zub TopKit
			➡	Orga 08730→; + ABS	03.0520-6420.3	696420	TRW Ø 203 x 39 Ø 20,64 + RZ / + Zub TopKit
1.6	72	10/00→05/01	➡	- ABS	03.0137-0197.2	650197	TRW Ø 180 x 32 + HEB
					03.0137-0261.2	650261	BDX Ø 180 x 32
					03.0520-2520.3	692520	TRW Ø 180 x 32 Ø 20,64 + RZ / + Zub TopKit
					03.0520-2620.3	692620	BDX Ø 180 x 32 Ø 20,64 + RZ / + Zub TopKit
			➡	+ ABS	03.0137-0312.2	650312	TRW Ø 203 x 38
			➡	Orga 08730→; + ABS	03.0520-6420.3	696420	TRW Ø 203 x 39 Ø 20,64 + RZ / + Zub TopKit
1.8 ST	74	06/94→05/01	➡	- ABS	03.0137-0197.2	650197	TRW Ø 180 x 32 + HEB
					03.0137-0261.2	650261	BDX Ø 180 x 32
					03.0520-2520.3	692520	TRW Ø 180 x 32 Ø 20,64 + RZ / + Zub TopKit
					03.0520-2620.3	692620	BDX Ø 180 x 32 Ø 20,64 + RZ / + Zub TopKit
			➡	→ 08/95; + ABS	03.0137-0197.2	650197	TRW Ø 180 x 32 + HEB
			➡	09/95→; + ABS	03.0137-0312.2	650312	TRW Ø 203 x 38
			➡	+ ABS	03.0137-0370.2	650370	BDX Ø 229 x 42 + HEB
					03.0520-3220.3	693220	BDX Ø 229 x 42 Ø 20,64 + RZ / + Zub TopKit
			➡	09/95→; →Orga 08729; + ABS	03.0520-5720.3	695720	TRW Ø 203 x 39 Ø 20,64 + RZ / + Zub TopKit
			➡	Orga 08730→; + ABS	03.0520-6420.3	696420	TRW Ø 203 x 39 Ø 20,64 + RZ / + Zub TopKit
1.9 D 1.9 D	51 55	09/98→05/01 03/98→05/01	➡	- ABS	03.0137-0197.2	650197	TRW Ø 180 x 32 + HEB
					03.0137-0261.2	650261	BDX Ø 180 x 32
					03.0520-2520.3	692520	TRW Ø 180 x 32 Ø 20,64 + RZ / + Zub TopKit
					03.0520-2620.3	692620	BDX Ø 180 x 32 Ø 20,64 + RZ / + Zub TopKit
			➡	+ ABS	03.0137-0312.2	650312	TRW Ø 203 x 38
					03.0137-0370.2	650370	BDX Ø 229 x 42 + HEB









↓








	kw					! #		
PEUGEOT - 306 (7B, N3, N5) 04/93→10/03								
 Bremsbackensatz								
1.9 D 1.9 D	51 55	09/98→05/01 03/98→05/01	➡	+ ABS		03.0520-3220.3	693220	BDX Ø 229 x 42 Ø 20,64 + RZ / + Zub TopKit
			➡	→Orga 08729; + ABS		03.0520-5720.3	695720	TRW Ø 203 x 39 Ø 20,64 + RZ / + Zub TopKit
			➡	Orga 08730→; + ABS		03.0520-6420.3	696420	TRW Ø 203 x 39 Ø 20,64 + RZ / + Zub TopKit
1.9 SRDT	66	06/94→05/01	➡	10/94→ 08/95		03.0137-0197.2	650197	TRW Ø 180 x 32 + HEB
			➡	10/94→ 08/95; - ABS		03.0137-0261.2	650261	BDX Ø 180 x 32
						03.0520-2520.3	692520	TRW Ø 180 x 32 Ø 20,64 + RZ / + Zub TopKit
						03.0520-2620.3	692620	BDX Ø 180 x 32 Ø 20,64 + RZ / + Zub TopKit
			➡	09/95→		03.0137-0312.2	650312	TRW Ø 203 x 38
			➡	10/94→; + ABS		03.0137-0370.2	650370	BDX Ø 229 x 42 + HEB
						03.0520-3220.3	693220	BDX Ø 229 x 42 Ø 20,64 + RZ / + Zub TopKit
			➡	09/95→; →Orga 08729		03.0520-5720.3	695720	TRW Ø 203 x 39 Ø 20,64 + RZ / + Zub TopKit
			➡	Orga 08730→		03.0520-6420.3	696420	TRW Ø 203 x 39 Ø 20,64 + RZ / + Zub TopKit
 Seilzug, Feststellbremse								
1.1	44	06/94→05/01	➡	☐; → 04/97; Trommelbremse		24.3727-0818.2	580818	L= 1.656
			➡	☐; → 04/97; Trommelbremse		24.3727-0819.2	580819	L= 1.561
1.4 SL 1.9 SLD	55 47	06/94→05/01 06/94→05/01	➡	☐; 10/94→; Trommelbremse		24.3727-0818.2	580818	L= 1.656
1.9 SLD 1.9 SRDT	50 66	06/94→05/01 06/94→05/01	➡	☐; 10/94→; Trommelbremse		24.3727-0819.2	580819	L= 1.561
1.6 SR	65	06/94→10/00	➡	☐; 10/94→; Türenanzahl: 4; Trommelbremse		24.3727-0818.2	580818	L= 1.656
			➡	☐; 10/00→; Türenanzahl: 4; Trommelbremse		24.3727-0818.2	580818	L= 1.656
			➡	☐; 10/00→; Türenanzahl: 4; Trommelbremse		24.3727-0819.2	580819	L= 1.561
			➡	☐; 10/94→; Türenanzahl: 4; Trommelbremse		24.3727-0819.2	580819	L= 1.561
1.8 16V 2.0 HDI 90	81 66	03/97→05/01 06/99→12/01	➡	☐; Türenanzahl: 4; Scheibenbremse		24.3727-0812.2	580812	L= 1.696
			➡	☐; Türenanzahl: 4; Scheibenbremse		24.3727-0813.2	580813	L= 1.614
1.8 ST	74	06/94→05/01	➡	☐; 10/94→; Türenanzahl: 4; Trommelbremse		24.3727-0818.2	580818	L= 1.656
			➡	☐; 10/94→; Türenanzahl: 4; Trommelbremse		24.3727-0819.2	580819	L= 1.561
1.9 D 1.9 D	51 55	09/98→05/01 03/98→05/01	➡	☐; Trommelbremse		24.3727-0818.2	580818	L= 1.656
			➡	☐; Trommelbremse		24.3727-0819.2	580819	L= 1.561
2.0	97	03/97→05/01	➡	☐; Türenanzahl: 4; Scheibenbremse		24.3727-0812.2	580812	L= 1.696
			➡	☐; Scheibenbremse		24.3727-0812.2	580812	L= 1.696
			➡	☐; Türenanzahl: 4; Scheibenbremse		24.3727-0813.2	580813	L= 1.614
			➡	☐; Scheibenbremse		24.3727-0813.2	580813	L= 1.614
2.0 S16	110	06/94→05/01	➡	☐; Scheibenbremse		24.3727-0812.2	580812	L= 1.696
			➡	☐; Scheibenbremse		24.3727-0813.2	580813	L= 1.614
2.0 S16	112	06/94→05/01	➡	☐; 07/94→; Scheibenbremse		24.3727-0812.2	580812	L= 1.696
			➡	☐; 07/94→; Scheibenbremse		24.3727-0813.2	580813	L= 1.614
2.0 ST	89	07/94→05/01	➡	☐; 10/94→; Scheibenbremse		24.3727-0812.2	580812	L= 1.696
			➡	☐; 10/94→; Scheibenbremse		24.3727-0813.2	580813	L= 1.614
PEUGEOT - 306 Break (7E, N3, N5) 06/94→04/02								
 Radbremszylinder								
1.4 1.6	55 72	03/97→04/02 10/00→04/02	➡	→ 03/02; - ABS		24.3220-1702.3	020375	BDX Ø 20,64 GG
1.9 D 1.9 D 1.9 D	50 51 55	03/97→04/02 09/98→04/02 03/98→04/02	➡	→ 03/02; + ABS		24.3222-1714.3	020432	BDX Ø 22,2 GG
1.6	65	03/97→10/00	➡	- ABS		24.3220-1702.3	020375	BDX Ø 20,64 GG
			➡	+ ABS		24.3222-1714.3	020432	BDX Ø 22,2 GG
↓								








	kw					! #		
PEUGEOT - 306 Break (7E, N3, N5) 06/94→04/02								
 Radbremsszylinder								
1.8	74	03/97→04/02	➡	→ 03/02		24.3222-1714.3	020432	BDX Ø 22,2 GG
1.9 TD	66	02/97→04/02	➡	03/97→ 03/02		24.3222-1714.3	020432	BDX Ø 22,2 GG
Zubehörsatz, Bremsbacken								
1.4	55	03/97→04/02	➡	→ 03/02		03.0137-9228.2	669228	BDX
1.6	72	10/00→04/02						
1.8	74	03/97→04/02						
1.9 D	50	03/97→04/02						
1.9 D	51	09/98→04/02						
1.9 D	55	03/98→04/02						
1.6	65	03/97→10/00	➡			03.0137-9228.2	669228	BDX
1.9 TD	66	02/97→04/02	➡	03/97→ 03/02		03.0137-9228.2	669228	BDX
 Bremstrommel								
1.4	55	03/97→04/02	➡	→ 03/02		24.0222-8017.1	480071	Ø 229,0 x 50,8 / 230
1.6	72	10/00→04/02						
1.8	74	03/97→04/02						
1.9 D	50	03/97→04/02						
1.9 D	51	09/98→04/02						
1.9 D	55	03/98→04/02						
1.6	65	03/97→10/00	➡			24.0222-8017.1	480071	Ø 229,0 x 50,8 / 230
1.9 TD	66	02/97→04/02	➡	03/97→ 03/02		24.0222-8017.1	480071	Ø 229,0 x 50,8 / 230
 Bremsbackensatz								
1.4	55	03/97→04/02	➡	→ 03/02		03.0137-0370.2	650370	BDX Ø 229 x 42 + HEB
1.6	72	10/00→04/02						
1.9 D	50	03/97→04/02	➡	→ 03/02; + ABS		03.0520-5822.3	695822	BDX Ø 229 x 42 Ø 22,2 + RZ / + Zub TopKit
1.9 D	51	09/98→04/02						
1.9 D	55	03/98→04/02	➡	→ 03/02; - ABS		03.0520-6720.3	696720	BDX Ø 229 x 42 Ø 20,64 + RZ / + Zub TopKit
1.6	65	03/97→10/00	➡			03.0137-0370.2	650370	BDX Ø 229 x 42 + HEB
			➡	+ ABS		03.0520-5822.3	695822	BDX Ø 229 x 42 Ø 22,2 + RZ / + Zub TopKit
			➡	- ABS		03.0520-6720.3	696720	BDX Ø 229 x 42 Ø 20,64 + RZ / + Zub TopKit
1.8	74	03/97→04/02	➡	→ 03/02		03.0137-0370.2	650370	BDX Ø 229 x 42 + HEB
						03.0520-5822.3	695822	BDX Ø 229 x 42 Ø 22,2 + RZ / + Zub TopKit
1.9 TD	66	02/97→04/02	➡	03/97→ 03/02		03.0137-0370.2	650370	BDX Ø 229 x 42 + HEB
						03.0520-5822.3	695822	BDX Ø 229 x 42 Ø 22,2 + RZ / + Zub TopKit
 Seilzug, Feststellbremse								
1.4	55	03/97→04/02	➡	☐; → 03/02; Trommelbremse		24.3727-0822.2	580822	L= 1.608 + Zub
1.6	72	10/00→04/02						
1.8	74	03/97→04/02	➡	☐; → 03/02; Trommelbremse		24.3727-0823.2	580823	L= 1.690
1.9 D	50	03/97→04/02						
1.9 D	51	09/98→04/02						
1.9 D	55	03/98→04/02						
1.6	65	03/97→10/00	➡	☐; Trommelbremse		24.3727-0822.2	580822	L= 1.608 + Zub
			➡	☐; Trommelbremse		24.3727-0823.2	580823	L= 1.690
1.8 16V	81	03/97→04/02	➡	☐; → 03/02; Scheibenbremse		24.3727-0812.2	580812	L= 1.696
2.0	97	03/97→04/02						
2.0 HDI 90	66	06/99→04/02	➡	☐; → 03/02; Scheibenbremse		24.3727-0813.2	580813	L= 1.614
1.9 TD	66	02/97→04/02	➡	☐; 03/97→ 03/02; Trommelbremse		24.3727-0822.2	580822	L= 1.608 + Zub
			➡	☐; 03/97→ 03/02; Trommelbremse		24.3727-0823.2	580823	L= 1.690
PEUGEOT - 306 Cabriolet (7D, N3, N5) 01/94→04/02								
 Radbremsszylinder								
1.6	65	04/96→10/00	➡	☐; - ABS		24.3220-1615.3	020242	TRW Ø 20,64 GG
			➡	☐; - ABS		24.3220-1617.3	020244	BDX Ø 20,64 GG
			➡	☐; - ABS		24.3220-1616.3	020243	TRW Ø 20,64 GG
			➡	☐; - ABS		24.3220-1618.3	020245	BDX Ø 20,64 GG
			➡	→Orga 08575; + ABS		24.3220-1702.3	020375	BDX Ø 20,64 GG
			➡	→Orga 08729; + ABS		24.3220-1711.3	020409	TRW Ø 20,64 GG
			➡	Orga 08730→; + ABS		24.3220-1717.3	020430	TRW Ø 20,64 ALU
1.6	72	10/00→04/02	➡	☐; - ABS		24.3220-1615.3	020242	TRW Ø 20,64 GG
↓								








	kw					! #		
PEUGEOT - 306 Cabriolet (7D, N3, N5) 01/94→04/02								
 Radbremszylinder								
1.6	72	10/00→04/02	➡	☐; - ABS		24.3220-1617.3	020244	BDX Ø 20,64 GG
			➡	☐; - ABS		24.3220-1616.3	020243	TRW Ø 20,64 GG
			➡			24.3220-1618.3	020245	BDX Ø 20,64 GG
			➡	+ ABS		24.3220-1717.3	020430	TRW Ø 20,64 ALU
1.8	74	03/94→04/02	➡	☐; → 10/00; - ABS		24.3220-1615.3	020242	TRW Ø 20,64 GG
			➡			24.3220-1617.3	020244	BDX Ø 20,64 GG
			➡	☐; → 10/00; - ABS		24.3220-1616.3	020243	TRW Ø 20,64 GG
			➡			24.3220-1618.3	020245	BDX Ø 20,64 GG
			➡	→ 08/95; + ABS		24.3220-1619.3	020246	TRW Ø 20,64 GG
			➡	→ 10/00; + ABS		24.3220-1702.3	020375	BDX Ø 20,64 GG
			➡	09/95→; →Orga 08729; + ABS		24.3220-1711.3	020409	TRW Ø 20,64 GG
			➡	Orga 08730→; → 10/00; + ABS		24.3220-1717.3	020430	TRW Ø 20,64 ALU
Zubehörsatz, Bremsbacken								
1.6	65	04/96→10/00	➡	- ABS		03.0137-9086.2	669086	BDX
			➡			03.0137-9175.2	669175	TRW
			➡	+ ABS		03.0137-9158.2	669158	TRW
			➡	→ 05/00; + ABS		03.0137-9228.2	669228	BDX
1.6	72	10/00→04/02	➡	- ABS		03.0137-9086.2	669086	BDX
			➡			03.0137-9175.2	669175	TRW
			➡	+ ABS		03.0137-9158.2	669158	TRW
1.8	74	03/94→04/02	➡	→ 10/00; - ABS		03.0137-9086.2	669086	BDX
			➡			03.0137-9175.2	669175	TRW
			➡	09/95→ 10/00; + ABS		03.0137-9158.2	669158	TRW
			➡	→ 08/95; + ABS		03.0137-9175.2	669175	TRW
			➡	→ 10/00; + ABS		03.0137-9228.2	669228	BDX
 Bremstrommel								
1.6	65	04/96→10/00	➡	- ABS		24.0218-0016.1	480011	Ø 180,0 x 44,5 / 181
1.6	72	10/00→04/02	➡			24.0218-0716.2	480203	- RLG / - ABS Ring
			➡	+ ABS		24.0220-3014.1	480090	Ø 180,0 x 44,5 / 181
			➡					+ RLG / - ABS Ring
			➡			24.0220-3014.1	480090	Ø 203,0 x 46,5 / 204,5
			➡					- RLG / - ABS Ring
1.8	74	03/94→04/02	➡	→ 10/00; - ABS		24.0218-0016.1	480011	Ø 180,0 x 44,5 / 181
			➡			24.0218-0716.2	480203	- RLG / - ABS Ring
			➡			24.0218-0716.2	480203	Ø 180,0 x 44,5 / 181
			➡					+ RLG / - ABS Ring
			➡	→ 08/95; + ABS		24.0218-0016.1	480011	Ø 180,0 x 44,5 / 181
			➡			24.0218-0716.2	480203	- RLG / - ABS Ring
			➡			24.0218-0716.2	480203	Ø 180,0 x 44,5 / 181
			➡					+ RLG / - ABS Ring
			➡	09/95→ 10/00; + ABS		24.0220-3014.1	480090	Ø 203,0 x 46,5 / 204,5
			➡					- RLG / - ABS Ring
1.8 16V	81	05/97→04/02	➡	+ ABS		24.0220-3014.1	480090	Ø 203,0 x 46,5 / 204,5
			➡					- RLG / - ABS Ring
 Bremsbackensatz								
1.6	65	04/96→10/00	➡	- ABS		03.0137-0197.2	650197	TRW Ø 180 x 32 + HEB
			➡			03.0137-0261.2	650261	BDX Ø 180 x 32
			➡			03.0520-2520.3	692520	TRW Ø 180 x 32 Ø 20,64
			➡					+ RZ / + Zub TopKit
			➡			03.0520-2620.3	692620	BDX Ø 180 x 32 Ø 20,64
			➡					+ RZ / + Zub TopKit
			➡	+ ABS		03.0137-0312.2	650312	TRW Ø 203 x 38
			➡	→ 05/00; + ABS		03.0137-0370.2	650370	BDX Ø 229 x 42 + HEB
			➡	→Orga 08729; + ABS		03.0520-5720.3	695720	TRW Ø 203 x 39 Ø 20,64
			➡					+ RZ / + Zub TopKit
			➡	Orga 08730→; + ABS		03.0520-6420.3	696420	TRW Ø 203 x 39 Ø 20,64
			➡					+ RZ / + Zub TopKit
1.6	72	10/00→04/02	➡	- ABS		03.0137-0197.2	650197	TRW Ø 180 x 32 + HEB
			➡			03.0137-0261.2	650261	BDX Ø 180 x 32
↓								













	kw					! #		
PEUGEOT - 306 Cabriolet (7D, N3, N5) 01/94→04/02								
Bremsbackensatz								
1.6	72	10/00→04/02	➡	- ABS		03.0520-2520.3	692520	TRW Ø 180 x 32 Ø 20,64 + RZ / + Zub TopKit
						03.0520-2620.3	692620	BDX Ø 180 x 32 Ø 20,64 + RZ / + Zub TopKit
			➡	+ ABS		03.0137-0312.2	650312	TRW Ø 203 x 38
						03.0520-6420.3	696420	TRW Ø 203 x 39 Ø 20,64 + RZ / + Zub TopKit
1.8	74	03/94→04/02	➡	→ 10/00; - ABS		03.0137-0197.2	650197	TRW Ø 180 x 32 + HEB
						03.0137-0261.2	650261	BDX Ø 180 x 32
						03.0520-2520.3	692520	TRW Ø 180 x 32 Ø 20,64 + RZ / + Zub TopKit
						03.0520-2620.3	692620	BDX Ø 180 x 32 Ø 20,64 + RZ / + Zub TopKit
			➡	→ 08/95; + ABS		03.0137-0197.2	650197	TRW Ø 180 x 32 + HEB
			➡	09/95→ 10/00; + ABS		03.0137-0312.2	650312	TRW Ø 203 x 38
			➡	→ 10/00; + ABS		03.0137-0370.2	650370	BDX Ø 229 x 42 + HEB
			➡	09/95→; →Orga 08729; + ABS		03.0520-5720.3	695720	TRW Ø 203 x 39 Ø 20,64 + RZ / + Zub TopKit
			➡	Orga 08730→; → 10/00; + ABS		03.0520-6420.3	696420	TRW Ø 203 x 39 Ø 20,64 + RZ / + Zub TopKit
1.8 16V	81	05/97→04/02	➡	- ABS		03.0520-2520.3	692520	TRW Ø 180 x 32 Ø 20,64 + RZ / + Zub TopKit
						03.0520-2620.3	692620	BDX Ø 180 x 32 Ø 20,64 + RZ / + Zub TopKit
Seilzug, Feststellbremse								
1.6	65	04/96→10/00	➡	<input type="checkbox"/> ; Trommelbremse		24.3727-0306.2	580306	L= 1.493
1.6	72	10/00→04/02	➡	<input type="checkbox"/> ; Trommelbremse		24.3727-0307.2	580307	L= 1.585
1.8	74	03/94→04/02	➡	<input type="checkbox"/> ; 05/97→ 10/00; Trommelbremse		24.3727-0306.2	580306	L= 1.493
			➡	<input type="checkbox"/> ; 05/97→ 10/00; Trommelbremse		24.3727-0307.2	580307	L= 1.585
			➡	<input type="checkbox"/> ; → 04/97; Trommelbremse		24.3727-0814.2	580814	L= 1.621
			➡	<input type="checkbox"/> ; → 04/97; Trommelbremse		24.3727-0815.2	580815	L= 1.531
1.8 16V	81	05/97→04/02	➡	<input type="checkbox"/> ; Scheibenbremse		24.3727-0304.2	580304	L= 1.612
			➡	<input type="checkbox"/> ; Scheibenbremse		24.3727-0305.2	580305	L= 1.533
2.0	89	03/94→04/02	➡	<input type="checkbox"/> ; → 04/97; Scheibenbremse		24.3727-0304.2	580304	L= 1.612
			➡	<input type="checkbox"/> ; → 04/97; Scheibenbremse		24.3727-0305.2	580305	L= 1.533
2.0 16V	97	03/97→04/02	➡	<input type="checkbox"/> ; → 10/00; Scheibenbremse		24.3727-0304.2	580304	L= 1.612
			➡	<input type="checkbox"/> ; → 10/00; Scheibenbremse		24.3727-0305.2	580305	L= 1.533
PEUGEOT - 306 Schrägheck (7A, 7C, N3, N5) 01/93→10/03								
Radbremszylinder								
1.1	44	05/93→05/01	➡	<input type="checkbox"/> ; 03/94→ 04/97; - ABS		24.3220-1615.3	020242	TRW Ø 20,64 GG
						24.3220-1617.3	020244	BDX Ø 20,64 GG
			➡	<input type="checkbox"/> ; 03/94→ 04/97; - ABS		24.3220-1616.3	020243	TRW Ø 20,64 GG
						24.3220-1618.3	020245	BDX Ø 20,64 GG
			➡	03/94→ 08/95; + ABS		24.3220-1619.3	020246	TRW Ø 20,64 GG
			➡	03/94→ 04/97; + ABS		24.3220-1702.3	020375	BDX Ø 20,64 GG
			➡	09/95→; →Orga 08729; + ABS		24.3220-1711.3	020409	TRW Ø 20,64 GG
1.4	55	04/93→07/01	➡	<input type="checkbox"/> ; → 04/97; - ABS;		24.3220-1615.3	020242	TRW Ø 20,64 GG
1.8 D	43	05/93→05/01		für Fahrzeuge ohne verstärktes Fahrwerk; Türenanzahl: 5		24.3220-1617.3	020244	BDX Ø 20,64 GG
1.9 D	47	05/93→05/01						
1.9 D	50	06/94→05/01	➡	<input type="checkbox"/> ; 05/97→; - ABS		24.3220-1615.3	020242	TRW Ø 20,64 GG
						24.3220-1617.3	020244	BDX Ø 20,64 GG
			➡	<input type="checkbox"/> ; → 04/97; - ABS;		24.3220-1616.3	020243	TRW Ø 20,64 GG
				für Fahrzeuge ohne verstärktes Fahrwerk; Türenanzahl: 5		24.3220-1618.3	020245	BDX Ø 20,64 GG
			➡	<input type="checkbox"/> ; 05/97→; - ABS		24.3220-1616.3	020243	TRW Ø 20,64 GG
						24.3220-1618.3	020245	BDX Ø 20,64 GG
			➡	→ 08/95; + ABS		24.3220-1619.3	020246	TRW Ø 20,64 GG
			➡	→ 04/97; + ABS;		24.3220-1702.3	020375	BDX Ø 20,64 GG
				für Fahrzeuge ohne verstärktes Fahrwerk				
			➡	05/97→		24.3220-1702.3	020375	BDX Ø 20,64 GG











	kW			 	! #		
PEUGEOT - 306 Schrägheck (7A, 7C, N3, N5) 01/93→10/03							
 Radbremszylinder							
1.4 1.8 D 1.9 D 1.9 D	55 43 47 50	04/93→07/01 05/93→05/01 05/93→05/01 06/94→05/01	➔ ➔ ➔ ➔	→ 04/97; - ABS; für Fahrzeuge mit verstärktem Fahrwerk; Türenanzahl: 3 09/95→; →Orga 08729; + ABS Orga 08730→; + ABS		24.3220-1702.3 020375 24.3220-1711.3 020409 24.3220-1717.3 020430	BDX Ø 20,64 GG TRW Ø 20,64 GG TRW Ø 20,64 ALU
1.6	65	05/93→10/00	➔ ➔ ➔ ➔ ➔	☐; - ABS ☐; - ABS → 08/95; + ABS 09/95→; →Orga 08729; + ABS		24.3220-1615.3 020242 24.3220-1617.3 020244 24.3220-1616.3 020243 24.3220-1618.3 020245 24.3220-1619.3 020246 24.3220-1711.3 020409	TRW Ø 20,64 GG BDX Ø 20,64 GG TRW Ø 20,64 GG BDX Ø 20,64 GG TRW Ø 20,64 GG TRW Ø 20,64 GG
1.6	72	10/00→05/01	➔ ➔ ➔	☐; - ABS ☐; - ABS Orga 08730→; + ABS		24.3220-1615.3 020242 24.3220-1617.3 020244 24.3220-1616.3 020243 24.3220-1618.3 020245 24.3220-1717.3 020430	TRW Ø 20,64 GG BDX Ø 20,64 GG TRW Ø 20,64 GG BDX Ø 20,64 GG TRW Ø 20,64 ALU
1.8	74	05/93→05/01	➔ ➔ ➔ ➔ ➔ ➔	☐; - ABS ☐; - ABS → 08/95; + ABS 09/95→; →Orga 08729; + ABS Orga 08730→; + ABS		24.3220-1615.3 020242 24.3220-1617.3 020244 24.3220-1616.3 020243 24.3220-1618.3 020245 24.3220-1619.3 020246 24.3220-1711.3 020409 24.3220-1717.3 020430	TRW Ø 20,64 GG BDX Ø 20,64 GG TRW Ø 20,64 GG BDX Ø 20,64 GG TRW Ø 20,64 GG TRW Ø 20,64 GG TRW Ø 20,64 ALU
1.9 D 1.9 D	51 55	09/98→05/01 03/98→05/01	➔ ➔ ➔ ➔ ➔ ➔	☐; - ABS ☐; - ABS →Orga 08729; + ABS Orga 08730→; + ABS		24.3220-1615.3 020242 24.3220-1617.3 020244 24.3220-1616.3 020243 24.3220-1618.3 020245 24.3220-1702.3 020375 24.3220-1711.3 020409 24.3220-1717.3 020430	TRW Ø 20,64 GG BDX Ø 20,64 GG TRW Ø 20,64 GG BDX Ø 20,64 GG BDX Ø 20,64 GG TRW Ø 20,64 GG TRW Ø 20,64 ALU
1.9 DT	66	05/93→05/01	➔ ➔ ➔ ➔ ➔ ➔ ➔ ➔	☐; 10/93→; - ABS; für Fahrzeuge ohne verstärktes Fahrwerk; Türenanzahl: 5 ☐; 10/93→; - ABS; für Fahrzeuge ohne verstärktes Fahrwerk; Türenanzahl: 5 10/93→ 08/95; + ABS 10/93→; - ABS; für Fahrzeuge mit verstärktem Fahrwerk; Türenanzahl: 3 10/93→; + ABS; für Fahrzeuge ohne verstärktes Fahrwerk 09/95→; →Orga 08729 Orga 08730→		24.3220-1615.3 020242 24.3220-1617.3 020244 24.3220-1616.3 020243 24.3220-1618.3 020245 24.3220-1619.3 020246 24.3220-1702.3 020375 24.3220-1702.3 020375 24.3220-1711.3 020409 24.3220-1717.3 020430	TRW Ø 20,64 GG BDX Ø 20,64 GG TRW Ø 20,64 GG BDX Ø 20,64 GG TRW Ø 20,64 GG BDX Ø 20,64 GG BDX Ø 20,64 GG TRW Ø 20,64 GG TRW Ø 20,64 ALU
Zubehörsatz, Bremsbacken							
1.1	44	05/93→05/01	➔ ➔ ➔ ➔	03/94→ 04/97; + ABS 03/94→ 04/97; - ABS 09/95→ 04/97; + ABS 03/94→ 08/95; + ABS		03.0137-9228.2 669228 03.0137-9086.2 669086 03.0137-9175.2 669175 03.0137-9158.2 669158 03.0137-9175.2 669175	BDX BDX TRW TRW TRW
1.4 1.8 D 1.9 D 1.9 D	55 43 47 50	04/93→07/01 05/93→05/01 05/93→05/01 06/94→05/01	➔ ➔ ➔ ➔ ➔ ➔ ➔ ➔	→ 04/97; + ABS; für Fahrzeuge ohne verstärktes Fahrwerk 05/97→ → 04/97; - ABS; für Fahrzeuge mit verstärktem Fahrwerk; Türenanzahl: 3 05/97→; - ABS → 04/97; - ABS; für Fahrzeuge ohne verstärktes Fahrwerk; Türenanzahl: 5 09/95→; + ABS		03.0137-9228.2 669228 03.0137-9228.2 669228 03.0137-9228.2 669228 03.0137-9228.2 669228 03.0137-9086.2 669086 03.0137-9175.2 669175 03.0137-9086.2 669086 03.0137-9175.2 669175 03.0137-9158.2 669158	BDX BDX BDX BDX BDX TRW BDX TRW TRW
↓							








	kW			 	! #		
PEUGEOT - 306 Schrägheck (7A, 7C, N3, N5) 01/93→10/03							
Zubehörsatz, Bremsbacken							
1.4 1.8 D 1.9 D 1.9 D	55 43 47 50	04/93→07/01 05/93→05/01 05/93→05/01 06/94→05/01	➡	→ 08/95; + ABS		03.0137-9175.2 669175	TRW
1.6 1.8	65 74	05/93→10/00 05/93→05/01	➡	- ABS		03.0137-9086.2 669086 03.0137-9175.2 669175	BDX TRW
			➡	09/95→; + ABS		03.0137-9158.2 669158	TRW
			➡	→ 08/95; + ABS		03.0137-9175.2 669175	TRW
1.6	72	10/00→05/01	➡	- ABS		03.0137-9086.2 669086 03.0137-9175.2 669175	BDX TRW
			➡	+ ABS		03.0137-9158.2 669158	TRW
1.9 D 1.9 D	51 55	09/98→05/01 03/98→05/01	➡	- ABS		03.0137-9228.2 669228 03.0137-9086.2 669086 03.0137-9175.2 669175	BDX BDX TRW
			➡	+ ABS		03.0137-9158.2 669158	TRW
1.9 DT	66	05/93→05/01		10/93→; + ABS; für Fahrzeuge ohne verstärktes Fahrwerk		03.0137-9228.2 669228	BDX
				10/93→; - ABS; für Fahrzeuge mit verstärktem Fahrwerk; Türenanzahl: 3		03.0137-9228.2 669228	BDX
			➡	10/93→; - ABS; für Fahrzeuge ohne verstärktes Fahrwerk; Türenanzahl: 5		03.0137-9086.2 669086 03.0137-9175.2 669175	BDX TRW
			➡	09/95→		03.0137-9158.2 669158	TRW
			➡	10/93→ 08/95; + ABS		03.0137-9175.2 669175	TRW
Bremstrommel							
1.1	44	05/93→05/01	➡	03/94→ 04/97; - ABS		24.0218-0016.1 480011 24.0218-0716.2 480203	Ø 180,0 x 44,5 / 181 - RLG / - ABS Ring Ø 180,0 x 44,5 / 181 + RLG / - ABS Ring
			➡	03/94→ 08/95; + ABS; TRW		24.0218-0016.1 480011 24.0218-0716.2 480203	Ø 180,0 x 44,5 / 181 - RLG / - ABS Ring Ø 180,0 x 44,5 / 181 + RLG / - ABS Ring
			➡	09/95→ 04/97; + ABS		24.0220-3014.1 480090	Ø 203,0 x 46,5 / 204,5 - RLG / - ABS Ring
			➡	03/94→ 04/97; + ABS; BENDIX		24.0222-8017.1 480071	Ø 229,0 x 50,8 / 230
1.4 1.8 D 1.9 D 1.9 D	55 43 47 50	04/93→07/01 05/93→05/01 05/93→05/01 06/94→05/01	➡	→ 08/95; + ABS; TRW		24.0218-0016.1 480011 24.0218-0716.2 480203	Ø 180,0 x 44,5 / 181 - RLG / - ABS Ring Ø 180,0 x 44,5 / 181 + RLG / - ABS Ring
			➡	→ 04/97; - ABS; für Fahrzeuge ohne verstärktes Fahrwerk; Türenanzahl: 5		24.0218-0016.1 480011 24.0218-0716.2 480203	Ø 180,0 x 44,5 / 181 - RLG / - ABS Ring Ø 180,0 x 44,5 / 181 + RLG / - ABS Ring
			➡	05/97→; - ABS		24.0218-0016.1 480011 24.0218-0716.2 480203	Ø 180,0 x 44,5 / 181 - RLG / - ABS Ring Ø 180,0 x 44,5 / 181 + RLG / - ABS Ring
			➡	09/95→; + ABS		24.0220-3014.1 480090	Ø 203,0 x 46,5 / 204,5 - RLG / - ABS Ring
			➡	→ 04/97; + ABS; für Fahrzeuge ohne verstärktes Fahrwerk; BENDIX		24.0222-8017.1 480071	Ø 229,0 x 50,8 / 230
			➡	→ 04/97; - ABS; für Fahrzeuge mit verstärktem Fahrwerk; Türenanzahl: 3; BENDIX		24.0222-8017.1 480071	Ø 229,0 x 50,8 / 230
			➡	05/97→; BENDIX		24.0222-8017.1 480071	Ø 229,0 x 50,8 / 230
1.6 1.8	65 74	05/93→10/00 05/93→05/01	➡	→ 08/95; + ABS; TRW		24.0218-0016.1 480011 24.0218-0716.2 480203	Ø 180,0 x 44,5 / 181 - RLG / - ABS Ring Ø 180,0 x 44,5 / 181 + RLG / - ABS Ring
			➡	- ABS		24.0218-0016.1 480011 24.0218-0716.2 480203	Ø 180,0 x 44,5 / 181 - RLG / - ABS Ring Ø 180,0 x 44,5 / 181 + RLG / - ABS Ring
			➡	09/95→; + ABS		24.0220-3014.1 480090	Ø 203,0 x 46,5 / 204,5 - RLG / - ABS Ring
↓							








	kw					! #		
PEUGEOT - 306 Schrägheck (7A, 7C, N3, N5) 01/93→10/03								
Bremstrommel								
1.6	72	10/00→05/01	➡	- ABS	24.0218-0016.1	480011	Ø 180,0 x 44,5 / 181 - RLG / - ABS Ring	
			➡	+ ABS	24.0218-0716.2	480203	Ø 180,0 x 44,5 / 181 + RLG / - ABS Ring	
1.9 D 1.9 D	51 55	09/98→05/01 03/98→05/01	➡	- ABS	24.0218-0016.1	480011	Ø 180,0 x 44,5 / 181 - RLG / - ABS Ring	
			➡	+ ABS	24.0218-0716.2	480203	Ø 180,0 x 44,5 / 181 + RLG / - ABS Ring	
1.9 DT	66	05/93→05/01	➡	10/93→; - ABS; für Fahrzeuge ohne verstärktes Fahrwerk; Türenanzahl: 5	24.0218-0016.1	480011	Ø 180,0 x 44,5 / 181 - RLG / - ABS Ring	
			➡	10/93→ 08/95; + ABS; TRW	24.0218-0716.2	480203	Ø 180,0 x 44,5 / 181 + RLG / - ABS Ring	
			➡	09/95→	24.0220-3014.1	480090	Ø 203,0 x 46,5 / 204,5 - RLG / - ABS Ring	
			➡	10/93→; - ABS; für Fahrzeuge mit verstärktem Fahrwerk; Türenanzahl: 3; BENDIX	24.0222-8017.1	480071	Ø 229,0 x 50,8 / 230	
			➡	10/93→; + ABS; für Fahrzeuge ohne verstärktes Fahrwerk; BENDIX	24.0222-8017.1	480071	Ø 229,0 x 50,8 / 230	
Bremsbackensatz								
1.1	44	05/93→05/01	➡	03/94→ 04/97; - ABS	03.0137-0197.2	650197	TRW Ø 180 x 32 + HEB	
					03.0137-0261.2	650261	BDX Ø 180 x 32	
					03.0520-2520.3	692520	TRW Ø 180 x 32 Ø 20,64 + RZ / + Zub TopKit	
					03.0520-2620.3	692620	BDX Ø 180 x 32 Ø 20,64 + RZ / + Zub TopKit	
			➡	03/94→ 08/95; + ABS	03.0137-0197.2	650197	TRW Ø 180 x 32 + HEB	
			➡	09/95→ 04/97; + ABS	03.0137-0312.2	650312	TRW Ø 203 x 38	
			➡	03/94→ 04/97; + ABS	03.0137-0370.2	650370	BDX Ø 229 x 42 + HEB	
					03.0520-3220.3	693220	BDX Ø 229 x 42 Ø 20,64 + RZ / + Zub TopKit	
			➡	09/95→; →Orga 08729; + ABS	03.0520-5720.3	695720	TRW Ø 203 x 39 Ø 20,64 + RZ / + Zub TopKit	
1.4 1.8 D 1.9 D 1.9 D	55 43 47 50	04/93→07/01 05/93→05/01 05/93→05/01 06/94→05/01	➡	→ 04/97; - ABS; für Fahrzeuge ohne verstärktes Fahrwerk; Türenanzahl: 5	03.0137-0197.2	650197	TRW Ø 180 x 32 + HEB	
					03.0137-0261.2	650261	BDX Ø 180 x 32	
					03.0520-2520.3	692520	TRW Ø 180 x 32 Ø 20,64 + RZ / + Zub TopKit	
					03.0520-2620.3	692620	BDX Ø 180 x 32 Ø 20,64 + RZ / + Zub TopKit	
			➡	05/97→; - ABS	03.0137-0197.2	650197	TRW Ø 180 x 32 + HEB	
					03.0137-0261.2	650261	BDX Ø 180 x 32	
					03.0520-2520.3	692520	TRW Ø 180 x 32 Ø 20,64 + RZ / + Zub TopKit	
					03.0520-2620.3	692620	BDX Ø 180 x 32 Ø 20,64 + RZ / + Zub TopKit	
			➡	→ 08/95; + ABS	03.0137-0197.2	650197	TRW Ø 180 x 32 + HEB	
			➡	09/95→; + ABS	03.0137-0312.2	650312	TRW Ø 203 x 38	
			➡	→ 04/97; + ABS; für Fahrzeuge ohne verstärktes Fahrwerk	03.0137-0370.2	650370	BDX Ø 229 x 42 + HEB	
					03.0520-3220.3	693220	BDX Ø 229 x 42 Ø 20,64 + RZ / + Zub TopKit	
			➡	05/97→	03.0137-0370.2	650370	BDX Ø 229 x 42 + HEB	
			➡	→ 04/97; - ABS; für Fahrzeuge mit verstärktem Fahrwerk; Türenanzahl: 3	03.0137-0370.2	650370	BDX Ø 229 x 42 + HEB	
			➡	→ 04/97; für Fahrzeuge mit verstärktem Fahrwerk; Türenanzahl: 3; + ABS	03.0520-3220.3	693220	BDX Ø 229 x 42 Ø 20,64 + RZ / + Zub TopKit	










	kw			 	! #		
PEUGEOT - 306 Schrägheck (7A, 7C, N3, N5) 01/93→10/03							
Bremsbackensatz							
1.4 1.8 D 1.9 D 1.9 D	55 43 47 50	04/93→07/01 05/93→05/01 05/93→05/01 06/94→05/01	➔	05/97→; + ABS		03.0520-3220.3 693220	BDX Ø 229 x 42 Ø 20,64 + RZ / + Zub TopKit
			➔	09/95→; →Orga 08729; + ABS		03.0520-5720.3 695720	TRW Ø 203 x 39 Ø 20,64 + RZ / + Zub TopKit
			➔	Orga 08730→; + ABS		03.0520-6420.3 696420	TRW Ø 203 x 39 Ø 20,64 + RZ / + Zub TopKit
1.6	65	05/93→10/00	➔	- ABS		03.0137-0197.2 650197 03.0137-0261.2 650261 03.0520-2520.3 692520 03.0520-2620.3 692620	TRW Ø 180 x 32 + HEB BDX Ø 180 x 32 TRW Ø 180 x 32 Ø 20,64 + RZ / + Zub TopKit BDX Ø 180 x 32 Ø 20,64 + RZ / + Zub TopKit
			➔	→ 08/95; + ABS		03.0137-0197.2 650197	TRW Ø 180 x 32 + HEB
			➔	09/95→; + ABS		03.0137-0312.2 650312	TRW Ø 203 x 38
			➔	09/95→; →Orga 08729; + ABS		03.0520-5720.3 695720	TRW Ø 203 x 39 Ø 20,64 + RZ / + Zub TopKit
1.6	72	10/00→05/01	➔	- ABS		03.0137-0197.2 650197 03.0137-0261.2 650261 03.0520-2520.3 692520 03.0520-2620.3 692620	TRW Ø 180 x 32 + HEB BDX Ø 180 x 32 TRW Ø 180 x 32 Ø 20,64 + RZ / + Zub TopKit BDX Ø 180 x 32 Ø 20,64 + RZ / + Zub TopKit
			➔	+ ABS		03.0137-0312.2 650312	TRW Ø 203 x 38
			➔	Orga 08730→; + ABS		03.0520-6420.3 696420	TRW Ø 203 x 39 Ø 20,64 + RZ / + Zub TopKit
1.8	74	05/93→05/01	➔	- ABS		03.0137-0197.2 650197 03.0137-0261.2 650261 03.0520-2520.3 692520 03.0520-2620.3 692620	TRW Ø 180 x 32 + HEB BDX Ø 180 x 32 TRW Ø 180 x 32 Ø 20,64 + RZ / + Zub TopKit BDX Ø 180 x 32 Ø 20,64 + RZ / + Zub TopKit
			➔	→ 08/95; + ABS		03.0137-0197.2 650197	TRW Ø 180 x 32 + HEB
			➔	09/95→; + ABS		03.0137-0312.2 650312	TRW Ø 203 x 38
			➔	09/95→; →Orga 08729; + ABS		03.0520-5720.3 695720	TRW Ø 203 x 39 Ø 20,64 + RZ / + Zub TopKit
			➔	Orga 08730→; + ABS		03.0520-6420.3 696420	TRW Ø 203 x 39 Ø 20,64 + RZ / + Zub TopKit
1.9 D 1.9 D	51 55	09/98→05/01 03/98→05/01	➔	- ABS		03.0137-0197.2 650197 03.0137-0261.2 650261 03.0520-2520.3 692520 03.0520-2620.3 692620	TRW Ø 180 x 32 + HEB BDX Ø 180 x 32 TRW Ø 180 x 32 Ø 20,64 + RZ / + Zub TopKit BDX Ø 180 x 32 Ø 20,64 + RZ / + Zub TopKit
			➔	+ ABS		03.0137-0312.2 650312 03.0520-3220.3 693220	TRW Ø 203 x 38 BDX Ø 229 x 42 Ø 20,64 + RZ / + Zub TopKit
			➔			03.0137-0370.2 650370	BDX Ø 229 x 42 + HEB
			➔	→Orga 08729; + ABS		03.0520-5720.3 695720	TRW Ø 203 x 39 Ø 20,64 + RZ / + Zub TopKit
			➔	Orga 08730→; + ABS		03.0520-6420.3 696420	TRW Ø 203 x 39 Ø 20,64 + RZ / + Zub TopKit
1.9 DT	66	05/93→05/01	➔	10/93→ 08/95; + ABS		03.0137-0197.2 650197	TRW Ø 180 x 32 + HEB
			➔	10/93→; - ABS; für Fahrzeuge ohne verstärktes Fahrwerk; Türenanzahl: 5		03.0137-0197.2 650197 03.0137-0261.2 650261 03.0520-2520.3 692520 03.0520-2620.3 692620	TRW Ø 180 x 32 + HEB BDX Ø 180 x 32 TRW Ø 180 x 32 Ø 20,64 + RZ / + Zub TopKit BDX Ø 180 x 32 Ø 20,64 + RZ / + Zub TopKit
			➔	09/95→		03.0137-0312.2 650312	TRW Ø 203 x 38
			➔	10/93→; + ABS; für Fahrzeuge ohne verstärktes Fahrwerk		03.0137-0370.2 650370 03.0520-3220.3 693220	BDX Ø 229 x 42 + HEB BDX Ø 229 x 42 Ø 20,64 + RZ / + Zub TopKit
			➔	10/93→; - ABS; für Fahrzeuge mit verstärktem Fahrwerk; Türenanzahl: 3		03.0137-0370.2 650370	BDX Ø 229 x 42 + HEB













	kw					! #		
PEUGEOT - 306 Schrägheck (7A, 7C, N3, N5) 01/93→10/03								
 Bremsbackensatz								
1.9 DT	66	05/93→05/01	➔	10/93→; für Fahrzeuge mit verstärktem Fahrwerk; Türenanzahl: 3; + ABS		03.0520-3220.3	693220	BDX Ø 229 x 42 Ø 20,64 + RZ / + Zub TopKit
			➔	09/95→; →Orga 08729		03.0520-5720.3	695720	TRW Ø 203 x 39 Ø 20,64 + RZ / + Zub TopKit
			➔	Orga 08730→		03.0520-6420.3	696420	TRW Ø 203 x 39 Ø 20,64 + RZ / + Zub TopKit
 Seilzug, Feststellbremse								
1.1	44	05/93→05/01	➔	<input type="checkbox"/> ; 03/94→ 04/97; Trommelbremse		24.3727-0818.2	580818	L= 1.656
			➔	<input type="checkbox"/> ; 03/94→ 04/97; Trommelbremse		24.3727-0819.2	580819	L= 1.561
1.4	55	04/93→07/01	➔	<input type="checkbox"/> ; Trommelbremse		24.3727-0818.2	580818	L= 1.656
1.8 D	43	05/93→05/01	➔	<input type="checkbox"/> ; Trommelbremse		24.3727-0818.2	580818	L= 1.656
1.9 D	47	05/93→05/01	➔	<input type="checkbox"/> ; Trommelbremse		24.3727-0819.2	580819	L= 1.561
1.9 D	50	06/94→05/01	➔	<input type="checkbox"/> ; Entreprise; Trommelbremse		24.3727-0822.2	580822	L= 1.608 + Zub
1.9 D	51	09/98→05/01	➔	<input type="checkbox"/> ; Entreprise; Trommelbremse		24.3727-0823.2	580823	L= 1.690
1.9 D	55	03/98→05/01	➔	<input type="checkbox"/> ; Entreprise; Trommelbremse		24.3727-0823.2	580823	L= 1.690
1.6	65	05/93→10/00	➔	<input type="checkbox"/> ; Trommelbremse		24.3727-0818.2	580818	L= 1.656
1.6	72	10/00→05/01	➔	<input type="checkbox"/> ; Trommelbremse		24.3727-0819.2	580819	L= 1.561
1.8	74	05/93→05/01	➔	<input type="checkbox"/> ; Trommelbremse		24.3727-0819.2	580819	L= 1.561
1.8 16V	81	03/97→05/01	➔	<input type="checkbox"/> ; Scheibenbremse		24.3727-0812.2	580812	L= 1.696
2.0 HDI 90	66	06/99→12/02	➔	<input type="checkbox"/> ; Scheibenbremse		24.3727-0813.2	580813	L= 1.614
2.0 S16	110	06/94→05/01	➔	<input type="checkbox"/> ; Scheibenbremse		24.3727-0813.2	580813	L= 1.614
2.0 S16	120	06/96→05/01	➔	<input type="checkbox"/> ; Scheibenbremse		24.3727-0813.2	580813	L= 1.614
1.9 DT	66	05/93→05/01	➔	<input type="checkbox"/> ; 10/93→; Trommelbremse		24.3727-0818.2	580818	L= 1.656
			➔	<input type="checkbox"/> ; 10/93→; Trommelbremse		24.3727-0819.2	580819	L= 1.561
2.0 16V	97	03/97→05/01	➔	<input type="checkbox"/> ; Türenanzahl: 4; Scheibenbremse		24.3727-0812.2	580812	L= 1.696
			➔	<input type="checkbox"/> ; Türenanzahl: 4; Scheibenbremse		24.3727-0813.2	580813	L= 1.614
2.0 S16	112	05/93→05/01	➔	<input type="checkbox"/> ; 07/94→; Scheibenbremse		24.3727-0812.2	580812	L= 1.696
			➔	<input type="checkbox"/> ; 07/94→; Scheibenbremse		24.3727-0813.2	580813	L= 1.614
2.0 XSi	89	05/93→05/01	➔	<input type="checkbox"/> ; 03/94→; Scheibenbremse		24.3727-0812.2	580812	L= 1.696
			➔	<input type="checkbox"/> ; 03/94→; Scheibenbremse		24.3727-0813.2	580813	L= 1.614
PEUGEOT - 307 (3A/C) 08/00→12/12								
 Seilzug, Feststellbremse								
1.4	55	08/00→09/03	➔	<input type="checkbox"/> ; Scheibenbremse	2	24.3727-0832.2	580832	L= 2.035
1.4 16V	65	11/03→07/07						
1.4 HDi	50	10/01→06/05						
2.0 16V	100	08/00→06/05						
2.0 HDi 110	79	08/00→03/07						
2.0 HDi 90	66	08/00→03/07						
1.6 16V	80	08/00→11/07	➔	<input type="checkbox"/> ; → 07/07; Scheibenbremse	2	24.3727-0832.2	580832	L= 2.035
1.6 HDi	66	04/05→03/09						
1.6 HDi 110	80	02/04→03/09						
2.0 16V	103	03/05→11/07						
2.0 16V	130	06/05→11/07						
2.0 HDi 135	100	10/03→11/07						
PEUGEOT - 307 Break (3E) 03/02→12/09								
 Seilzug, Feststellbremse								
1.4	55	04/02→09/03	➔	<input type="checkbox"/> ; →Orga 10933; Scheibenbremse	2	24.3727-0839.2	580839	L= 2.115
1.4 16V	65	11/03→07/07						
1.4 HDi	50	03/02→06/05						
1.6 16V	80	03/02→04/08						
1.6 HDi	66	04/05→04/08						
1.6 HDi 110	80	02/04→04/08						
2.0	100	03/02→06/05						
2.0 16V	103	03/05→04/08						
2.0 16V	130	06/05→04/08						
2.0 HDi 110	79	03/02→12/09						
2.0 HDi 135	100	02/04→04/08						
2.0 HDi 90	66	03/02→04/08						
PEUGEOT - 307 CC (3B) 03/03→06/09								
 Seilzug, Feststellbremse								
1.6 16V	80	03/03→04/09	➔	<input type="checkbox"/> ; 03/05→ 02/09; Scheibenbremse	2	24.3727-0832.2	580832	L= 2.035
2.0 16V	100	10/03→06/05	➔	<input type="checkbox"/> ; Scheibenbremse	2	24.3727-0832.2	580832	L= 2.035
2.0 16V	103	12/04→04/09	➔	<input type="checkbox"/> ; → 02/09; Scheibenbremse	2	24.3727-0832.2	580832	L= 2.035
2.0 16V	130	10/03→04/09						
2.0 HDi 135	100	06/05→04/09						












	kw			 	! #		
PEUGEOT - 307 SW (3H) 03/02→12/09							
 Seilzug, Feststellbremse							
1.4	55	04/02→09/03	➡	↓; →Orga 10933; Scheibenbremse	2	24.3727-0839.2 580839	L= 2.115
1.4 16V	65	11/03→07/07					
1.6 16V	80	03/02→04/08					
1.6 HDI 110	80	11/03→12/07					
1.6 HDI 90	66	04/05→04/08					
2.0 16V	100	03/02→06/05					
2.0 16V	103	03/05→04/08					
2.0 HDI 110	79	03/02→12/09					
2.0 HDi 135	100	02/04→04/08					
2.0 HDI 90	66	03/02→04/08					
PEUGEOT - 308 SW I (4E_, 4H_) 09/07→10/14							
 Seilzug, Feststellbremse							
1.4 16V	70	09/07→10/14	➡	↓; 05/08→ 04/14; Scheibenbremse	2	24.3727-0854.2 580854	L= 2.128
1.6 16V	88	09/07→10/14					
1.6 16V	103	09/07→10/14					
1.6 16V	110	09/07→10/14					
1.6 16V	128	03/08→10/14					
1.6 HDi	66	09/07→10/14					
1.6 HDi	80	09/07→10/14					
1.4 16V	72	12/09→10/14	➡	↓; → 04/14; Scheibenbremse	2	24.3727-0854.2 580854	L= 2.128
1.6 16V	115	10/09→10/14					
1.6 Bioflex	82	03/09→10/14					
1.6 HDi	68	11/09→10/14					
1.6 HDi	82	12/09→10/14					
1.6 HDi	84	03/13→10/14					
2.0 HDi	110	04/11→10/14					
2.0 HDi	120	06/09→10/14					
2.0 Bioflex	103	01/08→12/11	➡	↓; 05/08→; Scheibenbremse	2	24.3727-0854.2 580854	L= 2.128
2.0 HDi	100	09/07→12/12					
2.0 HDi	103	09/07→10/14	➡	↓; 12/08→ 04/14; Scheibenbremse	2	24.3727-0854.2 580854	L= 2.128
PEUGEOT - 405 II Break (4E) 08/92→10/98							
 Radbremszylinder							
1.4	55	08/92→10/96	➡	→ 10/95; S 71211990→; + ABS;		24.3220-0905.3 020207	TRW Ø 20,64 GG
1.6	65	08/92→10/96		ABS BENDIX			
1.8	74	08/92→10/96	➡	09/92→; → S 71211989; - ABS		24.3220-0905.3 020207	TRW Ø 20,64 GG
1.9 D	47	08/92→10/96	➡	→ 10/95; S 71211990→; - ABS		24.3220-1715.3 020412	Ø 20,64 GG
			➡	09/92→ 10/95; + ABS; ABS BOSCH		24.3220-1715.3 020412	Ø 20,64 GG
1.9 D	50	06/94→10/96	➡	→ S 71211989; - ABS		24.3220-0905.3 020207	TRW Ø 20,64 GG
			➡	→ 10/95; S 71211990→; + ABS;		24.3220-0905.3 020207	TRW Ø 20,64 GG
			➡	ABS BENDIX			
			➡	→ 10/95; S 71211990→; - ABS		24.3220-1715.3 020412	Ø 20,64 GG
			➡	→ 10/95; + ABS; ABS BOSCH		24.3220-1715.3 020412	Ø 20,64 GG
1.9 TD	66	08/92→10/96	➡	09/92→ 10/95; - ABS		24.3220-1715.3 020412	Ø 20,64 GG
Zubehörsatz, Bremsbacken							
1.4	55	08/92→10/96	➡	S 71211990→; → 10/95; + ABS;		03.0137-9027.2 669027	TRW
1.6	65	08/92→10/96		ABS BENDIX			
1.8	74	08/92→10/96	➡	09/92→; → S 71211989; - ABS		03.0137-9027.2 669027	TRW
1.9 D	47	08/92→10/96	➡	→ 10/95; S 71211990→; - ABS		03.0137-9220.2 669220	TRW
			➡	09/92→ 10/95; + ABS; ABS BOSCH		03.0137-9220.2 669220	TRW
1.9 D	50	06/94→10/96	➡	→ S 71211989; - ABS		03.0137-9027.2 669027	TRW
			➡	S 71211990→; → 10/95; + ABS;		03.0137-9027.2 669027	TRW
			➡	ABS BENDIX			
			➡	→ 10/95; S 71211990→; - ABS		03.0137-9220.2 669220	TRW
			➡	→ 10/95; + ABS; ABS BOSCH		03.0137-9220.2 669220	TRW
1.9 TD	66	08/92→10/96	➡	09/92→ 10/95; - ABS		03.0137-9220.2 669220	TRW
Bremstrommel							
1.4	55	08/92→10/96	➡	09/92→ 10/95		24.0222-8017.1 480071	Ø 229,0 x 50,8 / 230
1.6	65	08/92→10/96					
1.8	74	08/92→10/96					
1.9 D	47	08/92→10/96					
1.9 TD	66	08/92→10/96					
1.9 D	50	06/94→10/96	➡	→ 10/95		24.0222-8017.1 480071	Ø 229,0 x 50,8 / 230
↓							













	kw			 	! #		
PEUGEOT - 405 II Break (4E) 08/92→10/98							
Bremsbackensatz							
1.4 1.6 1.8 1.9 D	55 65 74 47	08/92→10/96 08/92→10/96 08/92→10/96 08/92→10/96	➡	S 71211990→; → 10/95; + ABS; ABS BENDIX		03.0137-0271.2 650271 03.0520-4120.3 694120	TRW Ø 229 x 42 + HEB TRW Ø 229 x 42 Ø 20,64 + RZ / + Zub TopKit
			➡	09/92→; → S 71211989; - ABS		03.0137-0271.2 650271 03.0520-4120.3 694120	TRW Ø 229 x 42 + HEB TRW Ø 229 x 42 Ø 20,64 + RZ / + Zub TopKit
			➡	→ 10/95; S 71211990→; - ABS		03.0137-0347.2 650347 03.0520-5420.3 695420	TRW Ø 229 x 42 + HEB TRW Ø 229 x 42 Ø 20,64 + RZ / + Zub TopKit
			➡	09/92→ 10/95; + ABS; ABS BOSCH		03.0137-0347.2 650347 03.0520-5420.3 695420	TRW Ø 229 x 42 + HEB TRW Ø 229 x 42 Ø 20,64 + RZ / + Zub TopKit
1.9 D	50	06/94→10/96	➡	→ S 71211989; - ABS		03.0137-0271.2 650271 03.0520-4120.3 694120	TRW Ø 229 x 42 + HEB TRW Ø 229 x 42 Ø 20,64 + RZ / + Zub TopKit
			➡	S 71211990→; → 10/95; + ABS; ABS BENDIX		03.0137-0271.2 650271 03.0520-4120.3 694120	TRW Ø 229 x 42 + HEB TRW Ø 229 x 42 Ø 20,64 + RZ / + Zub TopKit
			➡	→ 10/95; S 71211990→; - ABS		03.0137-0347.2 650347 03.0520-5420.3 695420	TRW Ø 229 x 42 + HEB TRW Ø 229 x 42 Ø 20,64 + RZ / + Zub TopKit
			➡	→ 10/95; + ABS; ABS BOSCH		03.0137-0347.2 650347 03.0520-5420.3 695420	TRW Ø 229 x 42 + HEB TRW Ø 229 x 42 Ø 20,64 + RZ / + Zub TopKit
1.9 TD	66	08/92→10/96	➡	09/92→ 10/95; - ABS		03.0137-0347.2 650347 03.0520-5420.3 695420	TRW Ø 229 x 42 + HEB TRW Ø 229 x 42 Ø 20,64 + RZ / + Zub TopKit
Seilzug, Feststellbremse							
1.4 1.6 1.8 1.9 D	55 65 74 47	08/92→10/96 08/92→10/96 08/92→10/96 08/92→10/96	←	⬆; 09/92→ 10/95; Trommelbremse	1	24.3727-0831.2 580831	L= 1.842
			➡	⬇; 09/92→ 10/95; Trommelbremse		24.3727-0803.2 580803	L= 550
			➡	⬇; 09/92→ 10/95; Trommelbremse		24.3727-0804.2 580804	L= 855
1.9 D	50	06/94→10/96	←	⬆; → 10/95; Trommelbremse	1	24.3727-0831.2 580831	L= 1.842
			➡	⬇; → 10/95; Trommelbremse		24.3727-0803.2 580803	L= 550
			➡	⬇; → 10/95; Trommelbremse		24.3727-0804.2 580804	L= 855
1.9 TD	66	08/92→10/96	←	⬆; 09/92→ 10/95; Scheibenbremse	1	24.3727-0831.2 580831	L= 1.842
			←	⬆; 09/92→ 10/95; Trommelbremse	1	24.3727-0831.2 580831	L= 1.842
			➡	⬇; 09/92→ 10/95; Trommelbremse		24.3727-0803.2 580803	L= 550
			➡	⬇; 09/92→ 10/95; Trommelbremse		24.3727-0804.2 580804	L= 855
			➡	⬇; 09/92→ 10/95; Scheibenbremse		24.3727-0808.2 580808	L= 558
			➡	⬇; 09/92→ 10/95; Scheibenbremse		24.3727-0809.2 580809	L= 872
2.0	89	08/92→10/96	←	⬆; 09/92→ 10/95; Scheibenbremse	1	24.3727-0831.2 580831	L= 1.842
			➡	⬇; 09/92→ 10/95; Scheibenbremse		24.3727-0808.2 580808	L= 558
			➡	⬇; 09/92→ 10/95; Scheibenbremse		24.3727-0809.2 580809	L= 872
PEUGEOT - 406 (8B) 08/95→01/05							
Radbremszylinder							
1.6 1.8 1.9 TD 1.9 TD	65 66 66 68	11/95→05/04 05/97→05/04 01/96→05/04 01/96→05/04	➡	⬇; → 04/04; - ABS		24.3220-1708.3 020403 24.3220-1709.3 020404 24.3220-1710.3 020405	BDX Ø 20,64 GG BDX Ø 20,64 GG BDX Ø 20,64 GG
1.8 16V	81	11/95→10/00	➡	⬇; - ABS		24.3220-1708.3 020403 24.3220-1709.3 020404 24.3220-1710.3 020405	BDX Ø 20,64 GG BDX Ø 20,64 GG BDX Ø 20,64 GG
Zubehörsatz, Bremsbacken							
1.6 1.8 1.9 TD 1.9 TD	65 66 66 68	11/95→05/04 05/97→05/04 01/96→05/04 01/96→05/04	➡	→ 04/04		03.0137-9228.2 669228	BDX
1.8 16V ↓	81	11/95→10/00	➡			03.0137-9228.2 669228	BDX













	kw					! #		
PEUGEOT - 406 (8B) 08/95—01/05								
Bremstrommel								
1.6	65	11/95→05/04	➡	→ 04/04		24.0222-8017.1	480071	Ø 229,0 x 50,8 / 230
1.8	66	05/97→05/04						
1.9 TD	66	01/96→05/04						
1.9 TD	68	01/96→05/04						
1.8 16V	81	11/95→10/00	➡			24.0222-8017.1	480071	Ø 229,0 x 50,8 / 230
Bremsbackensatz								
1.6	65	11/95→05/04	➡	→ 04/04		03.0137-0340.2	650340	BDX Ø 229 x 42 + HEB
1.8	66	05/97→05/04	➡	→ 04/04; - RZR		03.0520-5820.3	695820	BDX Ø 229 x 42 Ø 20,64 + RZ / + Zub TopKit
1.9 TD	66	01/96→05/04	➡	→ 04/04; - ABS; + RZR		03.0520-5920.3	695920	BDX Ø 229 x 42 Ø 20,64 + RZ / + Zub TopKit
1.8 16V	81	11/95→10/00	➡			03.0137-0340.2	650340	BDX Ø 229 x 42 + HEB
			➡	- RZR		03.0520-5820.3	695820	BDX Ø 229 x 42 Ø 20,64 + RZ / + Zub TopKit
			➡	- ABS; + RZR		03.0520-5920.3	695920	BDX Ø 229 x 42 Ø 20,64 + RZ / + Zub TopKit
1.9 TD	68	01/96→05/04	➡	→ 04/04		03.0137-0340.2	650340	BDX Ø 229 x 42 + HEB
			➡	→ 04/04; - RZR		03.0520-5820.3	695820	BDX Ø 229 x 42 Ø 20,64 + RZ / + Zub TopKit
			➡	→ 04/04; - ABS; + RZR		03.0520-5920.3	695920	BDX Ø 229 x 42 Ø 20,64 + RZ / + Zub TopKit
Bremsbackensatz, Feststellbremse								
1.8 16V	85	10/00→05/04				03.0137-4010.2	654010	Ø 180 x 30 + Zub
2.0 16V	99	01/99→08/00						
2.0 16V	97	11/95→05/04		→ 04/04		03.0137-4010.2	654010	Ø 180 x 30 + Zub
2.0 16V	100	08/00→06/04						
2.0 16V HPi	103	05/01→05/04						
2.0 HDi 110	79	08/01→05/04						
2.0 HDi 90	66	02/99→05/04						
2.0 Turbo	108	04/96→05/04						
2.1 TD 12V	80	01/96→05/04						
2.2	116	07/00→05/04						
2.2 HDi	98	03/00→05/04						
3.0 24V	140	10/96→05/04						
3.0 V6	152	03/00→05/04						
2.0 HDi 110	80	06/98→08/01		02/99→		03.0137-4010.2	654010	Ø 180 x 30 + Zub
Zubehörsatz, Feststellbremsbacken								
1.8 16V	85	10/00→05/04				03.0137-9700.2	669700	
2.0 16V	99	01/99→08/00				03.0137-9702.2	669702	
			➡			03.0137-9249.2	669249	
2.0 16V	97	11/95→05/04		→ 04/04		03.0137-9700.2	669700	
2.0 16V	100	08/00→06/04				03.0137-9702.2	669702	
2.0 16V HPi	103	05/01→05/04						
2.0 HDi 110	79	08/01→05/04	➡	→ 04/04		03.0137-9249.2	669249	
2.0 HDi 90	66	02/99→05/04						
2.0 Turbo	108	04/96→05/04						
2.1 TD 12V	80	01/96→05/04						
2.2	116	07/00→05/04						
2.2 HDi	98	03/00→05/04						
3.0 24V	140	10/96→05/04						
3.0 V6	152	03/00→05/04						
2.0 HDi 110	80	06/98→08/01		02/99→		03.0137-9700.2	669700	
						03.0137-9702.2	669702	
			➡	02/99→		03.0137-9249.2	669249	
Seilzug, Feststellbremse								
1.6	65	11/95→05/04	←	⏏; Orga 08512→; → 04/04; Einstellung n.unten; Trommelbremse	1	24.3727-0834.2	580834	L= 1.700
1.8	66	05/97→05/04						
1.9 TD	66	01/96→05/04	←	⏏; →Orga 08511; Einstellung n. unten; Trommelbremse	1	24.3727-0834.2	580834	L= 1.700
			←	⏏; Orga 08512→; → 04/04; Einstellung n. oben; Trommelbremse	1	24.3727-0851.2	580851	L= 1.756
						24.3727-0852.2	580852	L= 1.656
			←	⏏; →Orga 08511; Trommelbremse; Einstellung n. oben	1	24.3727-0851.2	580851	L= 1.756
						24.3727-0852.2	580852	L= 1.656
			➡	⏏; →Orga 08511; Trommelbremse		24.3727-0824.2	580824	L= 824
			➡	⏏; →Orga 08511; Trommelbremse		24.3727-0825.2	580825	L= 750
↓								
































	kw			 	! #		
PEUGEOT - 406 (8B) 08/95→01/05							
 Seilzug, Feststellbremse							
1.6 1.8 1.9 TD	65 66 66	11/95→05/04 05/97→05/04 01/96→05/04	➡	☐; Orga 08512→; → 04/04; Trommelbremse		24.3727-0835.2 580835	L= 824
			➡	☐; Orga 08512→; → 04/04; Trommelbremse		24.3727-0836.2 580836	L= 751
1.8 16V	81	11/95→10/00	←	☒; Orga 08512→; Einstellung n.unten; Trommelbremse	1	24.3727-0834.2 580834	L= 1.700
			←	☒; →Orga 08511; Einstellung n. unten; Trommelbremse	1	24.3727-0834.2 580834	L= 1.700
			←	☒; →Orga 08511; Trommelbremse; Einstellung n. oben	1	24.3727-0851.2 580851	L= 1.756
			←	☒; →Orga 08511; Trommelbremse; Einstellung n. oben	1	24.3727-0852.2 580852	L= 1.656
			←	☒; Orga 08512→; Einstellung n. oben; Trommelbremse	1	24.3727-0851.2 580851	L= 1.756
			←	☒; Orga 08512→; Einstellung n. oben; Trommelbremse	1	24.3727-0852.2 580852	L= 1.656
			➡	☐; →Orga 08511; Trommelbremse		24.3727-0824.2 580824	L= 824
			➡	☐; →Orga 08511; Trommelbremse		24.3727-0825.2 580825	L= 750
			➡	☐; Orga 08512→; Trommelbremse		24.3727-0835.2 580835	L= 824
			➡	☐; Orga 08512→; Trommelbremse		24.3727-0836.2 580836	L= 751
1.8 16V 2.0 16V	85 99	10/00→05/04 01/99→08/00	←	☒; Einstellung n.unten; Scheibenbremse	1	24.3727-0834.2 580834	L= 1.700
			←	☒; →Orga 08574; Einstellung n.oben	1	24.3727-0851.2 580851	L= 1.756
			←	☒; Orga 08575→; Einstellung n.oben; Scheibenbremse	1	24.3727-0852.2 580852	L= 1.656
			➡	☐; Orga 08575→; Scheibenbremse		24.3727-0826.2 580826	L= 695
			➡	☐; Scheibenbremse		24.3727-0826.2 580826	L= 695
			➡	☐; →Orga 08574; Scheibenbremse		24.3727-0826.2 580826	L= 695
			➡	☐; Orga 08575→; Scheibenbremse		24.3727-0827.2 580827	L= 642
			➡	☐; Scheibenbremse		24.3727-0827.2 580827	L= 642
			➡	☐; →Orga 08574; Scheibenbremse		24.3727-0827.2 580827	L= 642
2.0 16V 2.0 16V 2.0 16V HPi 2.0 HDi 110 2.0 HDi 90 2.0 Turbo 2.1 TD 12V 2.2 2.2 HDi 3.0 24V 3.0 V6	97 100 103 79 66 108 80 116 98 140 152	11/95→05/04 08/00→06/04 05/01→05/04 08/01→05/04 02/99→05/04 04/96→05/04 01/96→05/04 07/00→05/04 03/00→05/04 10/96→05/04 03/00→05/04	←	☒; → 04/04; Einstellung n.unten; Scheibenbremse	1	24.3727-0834.2 580834	L= 1.700
			←	☒; →Orga 08574; Einstellung n.oben	1	24.3727-0851.2 580851	L= 1.756
			←	☒; Orga 08575→; → 04/04; Einstellung n.oben; Scheibenbremse	1	24.3727-0852.2 580852	L= 1.656
			➡	☐; →Orga 08574; Scheibenbremse		24.3727-0826.2 580826	L= 695
			➡	☐; Orga 08575→; → 04/04; Scheibenbremse		24.3727-0826.2 580826	L= 695
			➡	☐; → 04/04; Scheibenbremse		24.3727-0826.2 580826	L= 695
			➡	☐; →Orga 08574; Scheibenbremse		24.3727-0827.2 580827	L= 642
			➡	☐; Orga 08575→; → 04/04; Scheibenbremse		24.3727-0827.2 580827	L= 642
			➡	☐; → 04/04; Scheibenbremse		24.3727-0827.2 580827	L= 642
			➡	☐; →Orga 08574; Scheibenbremse		24.3727-0827.2 580827	L= 642
			➡	☐; Orga 08575→; → 04/04; Scheibenbremse		24.3727-0827.2 580827	L= 642
			➡	☐; → 04/04; Scheibenbremse		24.3727-0827.2 580827	L= 642
2.0 HDi 110	80	06/98→08/01	←	☒; 02/99→; Einstellung n.unten; Scheibenbremse	1	24.3727-0834.2 580834	L= 1.700
			←	☒; 02/99→; →Orga 08574; Einstellung n.oben	1	24.3727-0851.2 580851	L= 1.756
			←	☒; Orga 08575→; Einstellung n.oben; Scheibenbremse	1	24.3727-0852.2 580852	L= 1.656
			➡	☐; 02/99→; →Orga 08574; Scheibenbremse		24.3727-0826.2 580826	L= 695
			➡	☐; 02/99→; Scheibenbremse		24.3727-0826.2 580826	L= 695
			➡	☐; Orga 08575→; Scheibenbremse		24.3727-0826.2 580826	L= 695
			➡	☐; 02/99→; →Orga 08574; Scheibenbremse		24.3727-0827.2 580827	L= 642
			➡	☐; 02/99→; Scheibenbremse		24.3727-0827.2 580827	L= 642
			➡	☐; Orga 08575→; Scheibenbremse		24.3727-0827.2 580827	L= 642
PEUGEOT - 406 Break (8E/F) 10/96→10/04							
 Radbremszylinder							
1.8 1.9 D 1.9 TD	66 55 66	05/97→10/04 10/96→10/04 10/96→10/04	➡	☐; → 04/04; - ABS		24.3220-1708.3 020403	BDX Ø 20,64 GG
			➡	☐; → 04/04		24.3220-1709.3 020404	BDX Ø 20,64 GG
			➡	☐; → 04/04		24.3220-1710.3 020405	BDX Ø 20,64 GG
1.8 16V	81	10/96→10/00	➡	☐; - ABS		24.3220-1708.3 020403	BDX Ø 20,64 GG
			➡	☐		24.3220-1709.3 020404	BDX Ø 20,64 GG
↓							








	kW					! #		
PEUGEOT - 406 Break (8E/F) 10/96→10/04								
 Radbremszylinder								
1.8 16V	81	10/96→10/00	➡	☐		24.3220-1710.3	020405	BDX Ø 20,64 GG
Zubehörsatz, Bremsbacken								
1.8	66	05/97→10/04	➡	→ 04/04		03.0137-9228.2	669228	BDX
1.9 D	55	10/96→10/04						
1.9 TD	66	10/96→10/04						
1.8 16V	81	10/96→10/00	➡			03.0137-9228.2	669228	BDX
 Bremstrommel								
1.8	66	05/97→10/04	➡	→ 04/04		24.0222-8017.1	480071	Ø 229,0 x 50,8 / 230
1.9 D	55	10/96→10/04						
1.9 TD	66	10/96→10/04						
1.8 16V	81	10/96→10/00	➡			24.0222-8017.1	480071	Ø 229,0 x 50,8 / 230
 Bremsbackensatz								
1.8	66	05/97→10/04	➡	→ 04/04		03.0137-0340.2	650340	BDX Ø 229 x 42 + HEB
1.9 D	55	10/96→10/04						
1.9 TD	66	10/96→10/04	➡	→ 04/04; - RZR		03.0520-5820.3	695820	BDX Ø 229 x 42 Ø 20,64 + RZ / + Zub TopKit
			➡	→ 04/04; - ABS		03.0520-5920.3	695920	BDX Ø 229 x 42 Ø 20,64 + RZ / + Zub TopKit
1.8 16V	81	10/96→10/00	➡			03.0137-0340.2	650340	BDX Ø 229 x 42 + HEB
			➡	- RZR		03.0520-5820.3	695820	BDX Ø 229 x 42 Ø 20,64 + RZ / + Zub TopKit
			➡	- ABS		03.0520-5920.3	695920	BDX Ø 229 x 42 Ø 20,64 + RZ / + Zub TopKit
 Bremsbackensatz, Feststellbremse								
1.8 16V	85	10/00→10/04		→ 04/04		03.0137-4010.2	654010	Ø 180 x 30 + Zub
2.0 16V	97	10/96→10/04						
2.0 16V	100	10/00→10/04						
2.0 16V HPi	103	05/01→10/04						
2.0 HDi 110	79	08/01→10/04						
2.0 HDi 90	66	02/99→10/04						
2.0 Turbo	108	10/96→10/04						
2.1 TD 12V	80	10/96→10/04						
2.2	116	07/00→10/04						
2.2 HDi	98	03/00→10/04						
3.0 24V	140	10/96→10/04						
3.0 V6	152	03/00→10/04						
2.0 16V	99	01/99→10/00				03.0137-4010.2	654010	Ø 180 x 30 + Zub
2.0 HDi 110	80	02/99→04/04		→ 08/01		03.0137-4010.2	654010	Ø 180 x 30 + Zub
Zubehörsatz, Feststellbremsbacken								
1.8 16V	85	10/00→10/04		→ 04/04		03.0137-9700.2	669700	
2.0 16V	97	10/96→10/04				03.0137-9702.2	669702	
2.0 16V	100	10/00→10/04						
2.0 16V HPi	103	05/01→10/04	➡	→ 04/04		03.0137-9249.2	669249	
2.0 HDi 110	79	08/01→10/04						
2.0 HDi 90	66	02/99→10/04						
2.0 Turbo	108	10/96→10/04						
2.1 TD 12V	80	10/96→10/04						
2.2	116	07/00→10/04						
2.2 HDi	98	03/00→10/04						
3.0 24V	140	10/96→10/04						
3.0 V6	152	03/00→10/04						
2.0 16V	99	01/99→10/00				03.0137-9700.2	669700	
			➡			03.0137-9702.2	669702	
			➡			03.0137-9249.2	669249	
2.0 HDi 110	80	02/99→04/04		→ 08/01		03.0137-9700.2	669700	
			➡	→ 08/01		03.0137-9702.2	669702	
			➡	→ 08/01		03.0137-9249.2	669249	
 Seilzug, Feststellbremse								
1.8	66	05/97→10/04	←	☐; →Orga 08511; Trommelbremse	1	24.3727-0834.2	580834	L= 1.700
1.9 D	55	10/96→10/04	←	☐; Orga 08512→; → 04/04; Trommelbremse	1	24.3727-0834.2	580834	L= 1.700
1.9 TD	66	10/96→10/04	➡	☐; →Orga 08511; Trommelbremse		24.3727-0824.2	580824	L= 824
			➡	☐; →Orga 08511; Trommelbremse		24.3727-0825.2	580825	L= 750
			➡	☐; Orga 08512→; → 04/04; Trommelbremse		24.3727-0835.2	580835	L= 824
↓								















	kW			 	! #		
PEUGEOT - 406 Break (8E/F) 10/96→10/04							
 Seilzug, Feststellbremse							
1.8 1.9 D 1.9 TD	66 55 66	05/97→10/04 10/96→10/04 10/96→10/04	➡	☐; Orga 08512→; → 04/04; Trommelbremse		24.3727-0836.2 580836	L= 751
1.8 16V	81	10/96→10/00	←	☒; Orga 08512→; Trommelbremse	1	24.3727-0834.2 580834	L= 1.700
			←	☒; →Orga 08511; Trommelbremse	1	24.3727-0834.2 580834	L= 1.700
			➡	☐; →Orga 08511; Trommelbremse		24.3727-0824.2 580824	L= 824
			➡	☐; →Orga 08511; Trommelbremse		24.3727-0825.2 580825	L= 750
			➡	☐; Orga 08512→; Trommelbremse		24.3727-0835.2 580835	L= 824
			➡	☐; Orga 08512→; Trommelbremse		24.3727-0836.2 580836	L= 751
1.8 16V 2.0 16V 2.0 16V 2.0 16V HPi 2.0 HDi 110 2.0 HDi 90 2.0 Turbo 2.1 TD 12V 2.2 2.2 HDi 3.0 24V 3.0 V6	85 97 100 103 79 66 108 80 116 98 140 152	10/00→10/04 10/96→10/04 10/00→10/04 05/01→10/04 08/01→10/04 02/99→10/04 10/96→10/04 10/96→10/04 07/00→10/04 03/00→10/04 10/96→10/04 03/00→10/04	←	☒; → 04/04; Scheibenbremse	1	24.3727-0834.2 580834	L= 1.700
2.0 16V	99	01/99→10/00	➡	☐; Scheibenbremse		24.3727-0826.2 580826	L= 695
			➡	☐; Scheibenbremse		24.3727-0827.2 580827	L= 642
			←	☒; → 08/01; Scheibenbremse	1	24.3727-0834.2 580834	L= 1.700
2.0 HDi 110	80	02/99→04/04	➡	☐; → 08/01; Scheibenbremse		24.3727-0826.2 580826	L= 695
			➡	☐; → 08/01; Scheibenbremse		24.3727-0827.2 580827	L= 642
PEUGEOT - 406 Coupe (8C) 03/97→02/05							
 Bremsbackensatz, Feststellbremse							
2.0 16V 2.0 16V 2.0 16V 2.2 2.2 HDi 3.0 V6 3.0 V6 24V	97 99 100 116 98 152 140	03/97→12/04 01/99→10/00 10/00→12/04 03/02→12/04 03/00→12/04 03/00→12/04 03/97→12/04				03.0137-4010.2 654010	∅ 180 x 30 + Zub
Zubehörsatz, Feststellbremsbacken							
2.0 16V 2.0 16V 2.0 16V 2.2 2.2 HDi 3.0 V6 3.0 V6 24V	97 99 100 116 98 152 140	03/97→12/04 01/99→10/00 10/00→12/04 03/02→12/04 03/00→12/04 03/00→12/04 03/97→12/04				03.0137-9700.2 669700 03.0137-9702.2 669702 03.0137-9249.2 669249	
 Seilzug, Feststellbremse							
2.0 16V 2.0 16V 2.0 16V 2.2 HDi 3.0 V6 3.0 V6 24V	97 99 100 98 152 140	03/97→12/04 01/99→10/00 10/00→12/04 03/00→12/04 03/00→12/04 03/97→12/04	←	☒; Scheibenbremse	1	24.3727-0834.2 580834	L= 1.700
2.2	116	03/02→12/04	➡	☐; Scheibenbremse		24.3727-0828.2 580828	L= 706
			➡	☐; Scheibenbremse		24.3727-0829.2 580829	L= 644
			←	☒; Scheibenbremse	1	24.3727-0834.2 580834	L= 1.700
2.2	116	03/02→12/04	➡	☐; Scheibenbremse		24.3727-0826.2 580826	L= 695
			➡	☐; Scheibenbremse		24.3727-0827.2 580827	L= 642
PEUGEOT - 407 (6D_) 02/04→12/11							
 Seilzug, Feststellbremse							
1.6 HDi 110 1.8 1.8 16V 2.0 2.0 16V 2.0 Bioflex 2.0 HDi 2.0 HDi 2.0 HDi 135 2.2 2.2 16V ↓	80 85 92 100 103 103 120 100 116 120	05/04→12/10 03/04→07/05 08/05→12/10 03/04→07/05 09/05→12/10 09/07→02/11 06/09→12/10 06/09→12/10 05/04→10/10 03/04→10/06 08/05→12/10	➡	☒; Scheibenbremse	2	24.3727-0844.2 580844	L= 2.155















	kW			 	! #		
PEUGEOT - 407 (6D_) 02/04→12/11							
 Seilzug, Feststellbremse							
2.2 HDi	120	03/06→12/10	➔	☒; Scheibenbremse	2	24.3727-0844.2 580844	L= 2.155
2.2 HDi 170	125	03/06→12/10					
2.7 HDi	150	10/05→12/10					
3.0	155	03/04→12/10					
PEUGEOT - 407 Coupe (6C_) 10/05→							
 Seilzug, Feststellbremse							
2.0 HDi	100	10/05→	➔	☒; 07/07→ 12/11; Scheibenbremse	2	24.3727-0844.2 580844	L= 2.155
2.0 HDi	120	06/09→	➔	☒; → 12/11; Scheibenbremse	2	24.3727-0844.2 580844	L= 2.155
2.2 16V	120	10/05→					
2.7 HDi	150	10/05→					
3.0 HDi	177	06/09→					
3.0 V6	155	10/05→					
PEUGEOT - 407 SW (6E_) 05/04→12/11							
 Seilzug, Feststellbremse							
1.6 HDi 110	80	05/04→12/10	➔	☒; Scheibenbremse	2	24.3727-0844.2 580844	L= 2.155
1.8	85	05/04→07/05					
1.8 16V	92	08/05→12/10					
2.0	100	05/04→07/05					
2.0 16V	103	08/05→12/10					
2.0 HDi	103	08/08→12/10					
2.0 HDi	120	06/09→12/10					
2.0 HDi 135	100	07/04→12/10					
2.2	116	05/04→07/05					
2.2 16V	120	08/05→12/10					
2.2 HDi	120	06/08→12/10					
2.2 HDi 170	125	03/06→12/10					
2.7 HDi	150	10/05→12/10					
3.0	155	05/04→12/10					
PEUGEOT - 605 (6B) 06/89→09/99							
 Bremsbackensatz, Feststellbremse							
2.0	79	02/90→09/99	➔	04/90→		03.0137-0409.2 650409	Ø 186 x 20
2.0	89	06/89→09/99					
3.0	123	10/89→09/99					
3.0 SV 24	147	08/89→09/99					
2.0 16V	97	07/94→09/99	➔	09/94→		03.0137-0409.2 650409	Ø 186 x 20
2.0 Turbo	108	07/91→09/99					
2.5 Turbo Diesel	95	07/94→09/99					
2.0 Turbo	104	07/92→09/99	➔	12/92→ 08/94		03.0137-0409.2 650409	Ø 186 x 20
2.1 TD 12V	80	08/94→09/99	➔			03.0137-0409.2 650409	Ø 186 x 20
3.0 V6	140	04/97→09/99					
2.1 Turbo Diesel	80	06/89→09/99	➔	10/90→		03.0137-0409.2 650409	Ø 186 x 20
Zubehörsatz, Feststellbremsbacken							
2.0	79	02/90→09/99		04/90→		03.0137-9701.2 669701	
2.0	89	06/89→09/99					
3.0	123	10/89→09/99					
3.0 SV 24	147	08/89→09/99					
2.0 16V	97	07/94→09/99		09/94→		03.0137-9701.2 669701	
2.0 Turbo	108	07/91→09/99					
2.5 Turbo Diesel	95	07/94→09/99					
2.0 Turbo	104	07/92→09/99		12/92→ 08/94		03.0137-9701.2 669701	
2.1 TD 12V	80	08/94→09/99				03.0137-9701.2 669701	
3.0 V6	140	04/97→09/99					
2.1 Turbo Diesel	80	06/89→09/99		10/90→		03.0137-9701.2 669701	
PEUGEOT - 607 (9D, 9U) 01/00→							
 Bremsbackensatz, Feststellbremse							
2.0	100	02/00→08/05		→ 11/04		03.0137-4010.2 654010	Ø 180 x 30 + Zub
2.0 HDi	80	05/00→09/05					
2.2 16V	116	02/00→08/05					
2.2 HDi	98	02/00→02/06					
2.0 HDi	79	03/01→09/04		→ 07/04		03.0137-4010.2 654010	Ø 180 x 30 + Zub
3.0 V6 24V	152	02/00→07/04				03.0137-4010.2 654010	Ø 180 x 30 + Zub
Zubehörsatz, Feststellbremsbacken							
2.0	100	02/00→08/05		→ 11/04		03.0137-9700.2 669700	
2.0 HDi	80	05/00→09/05				03.0137-9702.2 669702	
2.2 16V	116	02/00→08/05					
2.2 HDi	98	02/00→02/06	➔	→ 11/04		03.0137-9249.2 669249	
2.0 HDi	79	03/01→09/04		→ 07/04		03.0137-9700.2 669700	
↓							











	kW			 	! #		
PEUGEOT - 607 (9D, 9U) 01/00 →							
Zubehörsatz, Feststellbremsbacken							
2.0 HDi	79	03/01→09/04	→	→ 07/04		03.0137-9702.2 669702	
			→	→ 07/04		03.0137-9249.2 669249	
3.0 V6 24V	152	02/00→07/04				03.0137-9700.2 669700	
			→			03.0137-9702.2 669702	
			→			03.0137-9249.2 669249	
 Seilzug, Feststellbremse							
2.0	100	02/00→08/05	→	☐; → 11/04		24.3727-0837.2 580837	L= 724
2.0 HDi	80	05/00→09/05	→	☐; → 11/04		24.3727-0838.2 580838	L= 713
2.2 16V	116	02/00→08/05	→	☐; → 11/04		24.3727-0838.2 580838	L= 713
2.2 HDi	98	02/00→02/06	→	☐; 12/04→		24.3727-0840.2 580840	L= 815
			→	☐; 12/04→		24.3727-0841.2 580841	L= 794
2.0 HDi	79	03/01→09/04	→	☐; → 07/04		24.3727-0837.2 580837	L= 724
			→	☐; → 07/04		24.3727-0838.2 580838	L= 713
2.0 HDi	100	09/05→07/11	→	☐; → 12/10		24.3727-0840.2 580840	L= 815
2.7 HDi 24V	150	12/04→07/11	→	☐; → 12/10		24.3727-0840.2 580840	L= 815
3.0 V6 24V	155	03/04→07/11	→	☐; → 12/10		24.3727-0841.2 580841	L= 794
2.2 16V	120	09/05→06/10	→	☐		24.3727-0840.2 580840	L= 815
2.2 HDi	125	05/06→06/10	→	☐		24.3727-0841.2 580841	L= 794
3.0 V6 24V	152	02/00→07/04	→	☐		24.3727-0837.2 580837	L= 724
			→	☐		24.3727-0838.2 580838	L= 713
PEUGEOT - 806 (221) 06/94 →08/02							
 Radbremszylinder							
1.8	73	07/95→08/02	→	10/96→ 06/02; - ABS		24.3219-1704.3 020374	Ø 19,05 GG
1.9 TD	66	07/95→08/02	→	→ 06/02; - ABS		24.3219-1704.3 020374	Ø 19,05 GG
1.9 TD	68	05/97→08/02	→				
2.0 HDi	80	08/99→08/02	→				
2.0 HDi 16V	80	08/99→08/02	→				
2.0	89	06/94→08/02	→	08/94→ 06/02; - ABS		24.3219-1704.3 020374	Ø 19,05 GG
Zubehörsatz, Bremsbacken							
1.8	73	07/95→08/02	→	10/96→ 06/02; - ABS		03.0137-9208.2 669208	
1.9 TD	66	07/95→08/02	→	→ 06/02; - ABS		03.0137-9208.2 669208	
1.9 TD	68	05/97→08/02	→				
2.0 HDi	80	08/99→08/02	→				
2.0 HDi 16V	80	08/99→08/02	→				
2.0	89	06/94→08/02	→	08/94→ 06/02; - ABS		03.0137-9208.2 669208	
 Bremstrommel							
1.8	73	07/95→08/02	→	10/96→ 06/02; - ABS		24.0225-5003.1 480066	Ø 255,0 x 67 / 256
1.9 TD	66	07/95→08/02	→	→ 06/02; - ABS		24.0225-5003.1 480066	Ø 255,0 x 67 / 256
1.9 TD	68	05/97→08/02	→				
2.0 HDi	80	08/99→08/02	→				
2.0 HDi 16V	80	08/99→08/02	→				
2.0	89	06/94→08/02	→	08/94→ 06/02; - ABS		24.0225-5003.1 480066	Ø 255,0 x 67 / 256
 Bremsbackensatz							
1.8	73	07/95→08/02	→	10/96→ 06/02; - ABS		03.0137-0314.2 650314	Ø 255 x 61
						03.0520-2619.3 692619	BDX Ø 255 x 61 Ø 19,05 + RZ / + Zub TopKit
1.9 TD	66	07/95→08/02	→	→ 06/02; - ABS		03.0137-0314.2 650314	Ø 255 x 61
1.9 TD	68	05/97→08/02	→			03.0520-2619.3 692619	BDX Ø 255 x 61 Ø 19,05 + RZ / + Zub TopKit
2.0 HDi	80	08/99→08/02	→				
2.0 HDi 16V	80	08/99→08/02	→				
2.0	89	06/94→08/02	→	08/94→ 06/02; - ABS		03.0137-0314.2 650314	Ø 255 x 61
						03.0520-2619.3 692619	BDX Ø 255 x 61 Ø 19,05 + RZ / + Zub TopKit
 Bremsbackensatz, Feststellbremse							
1.8	73	07/95→08/02		10/96→ 06/02		03.0137-4018.2 654018	Ø 180 x 30 + Zub
1.9 TD	66	07/95→08/02		→ 06/02		03.0137-4018.2 654018	Ø 180 x 30 + Zub
1.9 TD	68	05/97→08/02					
2.0 16V	100	09/00→08/02					
2.0 HDi	80	08/99→08/02					
2.0 HDi 16V	80	08/99→08/02					
2.0	89	06/94→08/02		08/94→ 06/02		03.0137-4018.2 654018	Ø 180 x 30 + Zub








	kw			 	! #		
PEUGEOT - 806 (221) 06/94 → 08/02							
 Bremsbackensatz, Feststellbremse							
2.0 Turbo	108	06/94 → 08/02		08/94 → 06/02		03.0137-4018.2 654018	Ø 180 x 30 + Zub
2.0 16V	97	05/98 → 09/00		10/98 →		03.0137-4018.2 654018	Ø 180 x 30 + Zub
2.1 td 12V	80	06/96 → 08/99				03.0137-4018.2 654018	Ø 180 x 30 + Zub
Zubehörsatz, Feststellbremsbacken							
1.8	73	07/95 → 08/02		10/96 → 06/02		03.0137-9700.2 669700	
			➔	10/96 → 06/02		03.0137-9702.2 669702	
1.9 TD	66	07/95 → 08/02		→ 06/02		03.0137-9700.2 669700	
1.9 TD	68	05/97 → 08/02				03.0137-9702.2 669702	
2.0 16V	100	09/00 → 08/02				03.0137-9702.2 669702	
2.0 HDI	80	08/99 → 08/02	➔	→ 06/02		03.0137-9249.2 669249	
2.0 HDI 16V	80	08/99 → 08/02					
2.0	89	06/94 → 08/02		08/94 → 06/02		03.0137-9700.2 669700	
2.0 Turbo	108	06/94 → 08/02				03.0137-9702.2 669702	
			➔	08/94 → 06/02		03.0137-9249.2 669249	
2.0 16V	97	05/98 → 09/00		10/98 →		03.0137-9700.2 669700	
			➔	10/98 →		03.0137-9702.2 669702	
			➔	10/98 →		03.0137-9249.2 669249	
2.1 td 12V	80	06/96 → 08/99				03.0137-9700.2 669700	
			➔			03.0137-9702.2 669702	
			➔			03.0137-9249.2 669249	
 Seilzug, Feststellbremse							
1.8	73	07/95 → 08/02	←	 ; 10/96 → 06/02; für Linkslenker; Scheibenbremse	1	24.3727-0336.2 580336	L= 500
			➔	 ; 10/96 → 06/02; für Linkslenker; Scheibenbremse		24.3727-0529.2 580529	L= 2.205
			➔	 ; 10/96 → 06/02; für Linkslenker; Scheibenbremse		24.3727-0530.2 580530	L= 1.255
			➔	 ; 10/96 → 06/02; für Linkslenker; Trommelbremse		24.3727-0531.2 580531	L= 2.286
			➔	 ; 10/96 → 06/02; für Rechtslenker; Trommelbremse		24.3727-0532.2 580532	L= 1.063
			➔	 ; 10/96 → 06/02; für Linkslenker; Trommelbremse		24.3727-0532.2 580532	L= 1.063
1.9 TD	66	07/95 → 08/02	←	 ; → 06/02; für Linkslenker; Scheibenbremse	1	24.3727-0336.2 580336	L= 500
1.9 TD	68	05/97 → 08/02					
2.0 HDI	80	08/99 → 08/02	➔	 ; → 06/02; für Linkslenker; Scheibenbremse		24.3727-0529.2 580529	L= 2.205
2.0 HDI 16V	80	08/99 → 08/02	➔	 ; → 06/02; für Linkslenker; Scheibenbremse		24.3727-0530.2 580530	L= 1.255
			➔	 ; → 06/02; für Linkslenker; Trommelbremse		24.3727-0531.2 580531	L= 2.286
			➔	 ; → 06/02; für Linkslenker; Trommelbremse		24.3727-0532.2 580532	L= 1.063
			➔	 ; → 06/02; für Rechtslenker; Trommelbremse		24.3727-0532.2 580532	L= 1.063
2.0	89	06/94 → 08/02	←	 ; 08/94 → 06/02; für Linkslenker; Scheibenbremse	1	24.3727-0336.2 580336	L= 500
			➔	 ; 08/94 → 06/02; für Linkslenker; Scheibenbremse		24.3727-0529.2 580529	L= 2.205
			➔	 ; 08/94 → 06/02; für Linkslenker; Scheibenbremse		24.3727-0530.2 580530	L= 1.255
			➔	 ; 08/94 → 06/02; für Linkslenker; Trommelbremse		24.3727-0531.2 580531	L= 2.286
			➔	 ; 08/94 → 06/02; für Rechtslenker; Trommelbremse		24.3727-0532.2 580532	L= 1.063
			➔	 ; 08/94 → 06/02; für Linkslenker; Trommelbremse		24.3727-0532.2 580532	L= 1.063
2.0 16V	97	05/98 → 09/00	←	 ; 10/98 →; für Linkslenker; Scheibenbremse	1	24.3727-0336.2 580336	L= 500
			➔	 ; 10/98 →; für Linkslenker; Scheibenbremse		24.3727-0529.2 580529	L= 2.205
			➔	 ; 10/98 →; für Linkslenker; Scheibenbremse		24.3727-0530.2 580530	L= 1.255
2.0 16V	100	09/00 → 08/02	←	 ; → 06/02; für Linkslenker; Scheibenbremse	1	24.3727-0336.2 580336	L= 500
↓							







	kw			 	! #		
PEUGEOT - 806 (221) 06/94 → 08/02							
Seilzug, Feststellbremse							
2.0 16V	100	09/00 → 08/02	➡	<input type="checkbox"/> ; → 06/02; für Linkslenker; Scheibenbremse	24.3727-0529.2	580529	L= 2.205
			➡	<input type="checkbox"/> ; → 06/02; für Linkslenker; Scheibenbremse	24.3727-0530.2	580530	L= 1.255
2.0 Turbo	108	06/94 → 08/02	←	<input checked="" type="checkbox"/> ; 08/94 → 06/02; für Linkslenker; Scheibenbremse	24.3727-0336.2	580336	L= 500
			➡	<input type="checkbox"/> ; 08/94 → 06/02; für Linkslenker; Scheibenbremse	24.3727-0529.2	580529	L= 2.205
			➡	<input type="checkbox"/> ; 08/94 → 06/02; für Linkslenker; Scheibenbremse	24.3727-0530.2	580530	L= 1.255
2.1 td 12V	80	06/96 → 08/99	←	<input checked="" type="checkbox"/> ; für Linkslenker; Scheibenbremse	24.3727-0336.2	580336	L= 500
			➡	<input type="checkbox"/> ; für Linkslenker; Scheibenbremse	24.3727-0529.2	580529	L= 2.205
			➡	<input type="checkbox"/> ; für Linkslenker; Scheibenbremse	24.3727-0530.2	580530	L= 1.255
PEUGEOT - 807 (E) 06/02 →							
Seilzug, Feststellbremse							
2.0 2.0 HDi 2.2 2.2 HDi 2.2 HDi 3.0 V6	100 79 116 94 100 150	06/02 → 06/02 → 06/02 → 06/02 → 04/04 → 06/02 →	➡	<input type="checkbox"/> ; → Orga 10284; für Linkslenker; Scheibenbremse	24.3727-0847.2	580847	L= 1.068
			➡	<input type="checkbox"/> ; → Orga 10284; für Rechtslenker; Scheibenbremse	24.3727-0847.2	580847	L= 1.068
			➡	<input type="checkbox"/> ; → Orga 10284; für Rechtslenker; Scheibenbremse	24.3727-0848.2	580848	L= 2.360
			➡	<input type="checkbox"/> ; → Orga 10284; für Linkslenker; Scheibenbremse	24.3727-0848.2	580848	L= 2.360
			➡	<input type="checkbox"/> ; Orga 10285 →; für Rechtslenker; → 06/14; Scheibenbremse	24.3727-0849.2	580849	L= 2.308
			➡	<input type="checkbox"/> ; Orga 10285 →; für Linkslenker; → 06/14; Scheibenbremse	24.3727-0849.2	580849	L= 2.308
			➡	<input type="checkbox"/> ; Orga 10285 →; für Rechtslenker; → 06/14; Scheibenbremse	24.3727-0850.2	580850	L= 1.041
			➡	<input type="checkbox"/> ; Orga 10285 →; für Linkslenker; → 06/14; Scheibenbremse	24.3727-0850.2	580850	L= 1.041
2.0 16V 2.0 HDi	103 100	09/05 → 06/06 →	➡	<input type="checkbox"/> ; → Orga 10284; für Rechtslenker; Scheibenbremse	24.3727-0847.2	580847	L= 1.068
			➡	<input type="checkbox"/> ; → Orga 10284; für Rechtslenker; Scheibenbremse	24.3727-0848.2	580848	L= 2.360
			➡	<input type="checkbox"/> ; Orga 10285 →; für Rechtslenker; → 06/14; Scheibenbremse	24.3727-0849.2	580849	L= 2.308
			➡	<input type="checkbox"/> ; Orga 10285 →; für Linkslenker; → 06/14; Scheibenbremse	24.3727-0849.2	580849	L= 2.308
			➡	<input type="checkbox"/> ; Orga 10285 →; für Rechtslenker; → 06/14; Scheibenbremse	24.3727-0850.2	580850	L= 1.041
			➡	<input type="checkbox"/> ; Orga 10285 →; für Linkslenker; → 06/14; Scheibenbremse	24.3727-0850.2	580850	L= 1.041
2.0 HDi	80	04/04 → 05/06	➡	<input type="checkbox"/> ; → Orga 10284; für Rechtslenker; Scheibenbremse	24.3727-0847.2	580847	L= 1.068
			➡	<input type="checkbox"/> ; → Orga 10284; für Rechtslenker; Scheibenbremse	24.3727-0848.2	580848	L= 2.360
			➡	<input type="checkbox"/> ; Orga 10285 →; → 05/06; für Rechtslenker; Scheibenbremse	24.3727-0849.2	580849	L= 2.308
			➡	<input type="checkbox"/> ; Orga 10285 →; → 05/06; für Linkslenker; Scheibenbremse	24.3727-0849.2	580849	L= 2.308
			➡	<input type="checkbox"/> ; Orga 10285 →; → 05/06; für Linkslenker; Scheibenbremse	24.3727-0850.2	580850	L= 1.041
			➡	<input type="checkbox"/> ; Orga 10285 →; → 05/06; für Rechtslenker; Scheibenbremse	24.3727-0850.2	580850	L= 1.041
2.0 HDi	88	02/06 →	➡	<input type="checkbox"/> ; 11/06 →; → Orga 10284; für Rechtslenker; Scheibenbremse	24.3727-0847.2	580847	L= 1.068
			➡	<input type="checkbox"/> ; 11/06 →; → Orga 10284; für Rechtslenker; Scheibenbremse	24.3727-0848.2	580848	L= 2.360
			➡	<input type="checkbox"/> ; Orga 10285 →; für Linkslenker; → 06/14; Scheibenbremse	24.3727-0849.2	580849	L= 2.308
			➡	<input type="checkbox"/> ; Orga 10285 →; für Rechtslenker; → 06/14; Scheibenbremse	24.3727-0849.2	580849	L= 2.308
			➡	<input type="checkbox"/> ; Orga 10285 →; für Rechtslenker; → 06/14; Scheibenbremse	24.3727-0850.2	580850	L= 1.041
			➡	<input type="checkbox"/> ; Orga 10285 →; für Linkslenker; → 06/14; Scheibenbremse	24.3727-0850.2	580850	L= 1.041
2.0 HDi	120	06/09 →	➡	<input type="checkbox"/> ; für Rechtslenker; → 06/14; Scheibenbremse	24.3727-0849.2	580849	L= 2.308
↓							














	kW			 	! #		
PEUGEOT - 807 (E) 06/02→							
 Seilzug, Feststellbremse							
2.0 HDi	120	06/09→	➔	<input type="checkbox"/> für Linkslenker; → 01/14; Scheibenbremse		24.3727-0849.2 580849	L= 2.308
			➔	<input type="checkbox"/> für Linkslenker; → 01/14; Scheibenbremse		24.3727-0850.2 580850	L= 1.041
			➔	<input type="checkbox"/> für Rechtslenker; → 06/14; Scheibenbremse		24.3727-0850.2 580850	L= 1.041
2.2 HDi	120	06/06→	➔	<input type="checkbox"/> ; 10/07→; →Orga 10284; für Rechtslenker; Scheibenbremse		24.3727-0847.2 580847	L= 1.068
2.2 HDi	125	06/06→	➔	<input type="checkbox"/> ; 10/07→; →Orga 10284; für Rechtslenker; Scheibenbremse		24.3727-0848.2 580848	L= 2.360
			➔	<input type="checkbox"/> Orga 10285→; für Rechtslenker; → 06/14; Scheibenbremse		24.3727-0849.2 580849	L= 2.308
			➔	<input type="checkbox"/> Orga 10285→; für Linkslenker; → 06/14; Scheibenbremse		24.3727-0849.2 580849	L= 2.308
			➔	<input type="checkbox"/> Orga 10285→; für Rechtslenker; → 06/14; Scheibenbremse		24.3727-0850.2 580850	L= 1.041
			➔	<input type="checkbox"/> Orga 10285→; für Linkslenker; → 06/14; Scheibenbremse		24.3727-0850.2 580850	L= 1.041
PEUGEOT - 1007 (KM_) 04/05→							
 Radbremszylinder							
1.4	54	04/05→	➔	→ 02/11		24.3220-1717.3 020430	TRW Ø 20,64 ALU
1.4 16V	65	10/05→				24.3220-1724.3 020476	BOS Ø 20,64 ALU
1.4 HDi	50	04/05→					
Zubehörsatz, Bremsbacken							
1.4	54	04/05→	➔	→ 02/11		03.0137-9267.2 669267	TRW
1.4 16V	65	10/05→				03.0137-9281.2 669281	
1.4 HDi	50	04/05→					
 Bremstrommel							
1.4	54	04/05→	➔	→ 02/11		24.0220-3029.1 480179	Ø 203,0 x 42 / 204,5 - RLG / - ABS Ring
1.4 16V	65	10/05→				24.0220-3729.2 480217	Ø 203,0 x 42 / 204,5 + RLG / + ABS Ring
1.4 HDi	50	04/05→					
 Bremsbackensatz							
1.4	54	04/05→	➔	→ 02/11		03.0137-0426.2 650426	TRW Ø 203 x 38 + HEB
1.4 16V	65	10/05→				03.0137-0439.2 650439	Ø 203 x 39 + HEB
1.4 HDi	50	04/05→				03.0520-7620.3 697620	TRW Ø 203 x 38 Ø 20,64 + RZ / + Zub TopKit
						03.0520-8520.3 698520	BOS Ø 203 x 39 Ø 20,64 + RZ / + Zub TopKit
 Seilzug, Feststellbremse							
1.4	54	04/05→	➔	⬇; → 02/11; Trommelbremse	2	24.3727-0843.2 580843	L= 1.612
1.4 16V	65	10/05→					
1.4 HDi	50	04/05→					
PEUGEOT - 2008 I (CU_) 03/13→							
 Seilzug, Feststellbremse							
1.2 PureTech 82	61	03/18→	➔	⬇	2	24.3727-0855.2 580855	L= 1.910
1.2 THP 110 / PureTech 110	81	01/15→					
1.2 THP 130 / PureTech 130	96	01/15→					
1.2 VTi	60	03/13→					
1.4 HDi	50	06/13→					
1.5 BlueHDI 100	75	05/18→					
1.5 BlueHDI 120	88	05/18→					
1.6 BlueHDI	85	07/14→					
1.6 BlueHDI 100	73	01/15→					
1.6 BlueHDI 120	88	07/14→					
1.6 BlueHDI 75	55	01/15→					
1.6 HDi	68	03/13→					
1.6 HDi	84	03/13→					
1.6 VTi	88	03/13→					
PEUGEOT - 4007 (VU_, VV_) 02/07→03/13							
 Bremsbackensatz, Feststellbremse							
2.2 HDi	115	02/07→03/13	➔	→ 11/12		03.0137-3015.2 653015	Ø 190 x 32 - HEB
2.4 16V	125	02/07→03/13					
↓							



	kw			 	! #		
PEUGEOT - 4007 (VU_, VV_) 02/07→03/13							
Zubehörsatz, Feststellbremsbacken							
2.2 HDi	115	02/07→03/13	➔	→ 11/12		03.0137-9307.2	669307
2.4 16V	125	02/07→03/13					
PEUGEOT - 4008 05/12→							
 Bremsbackensatz, Feststellbremse							
1.6	86	05/12→	➔			03.0137-3023.2	653023
1.6 HDi	84	05/12→					
1.6 HDi AWC	84	05/12→					
1.8 HDi	110	05/12→					
1.8 HDi AWC	110	05/12→					
Zubehörsatz, Feststellbremsbacken							
1.6	86	05/12→	➔			03.0137-9307.2	669307
1.6 HDi	84	05/12→					
1.6 HDi AWC	84	05/12→					
1.8 HDi	110	05/12→					
1.8 HDi AWC	110	05/12→					
PEUGEOT - BIPPER (AA_) 02/08→							
 Radbremszylinder							
1.3 HDi 75	55	10/10→	➔			24.3220-1728.3	020509
1.4	54	02/08→					
1.4 HDi	50	02/08→					
Zubehörsatz, Bremsbacken							
1.3 HDi 75	55	10/10→	➔			03.0137-9309.2	669309
1.4	54	02/08→	➔			03.0137-9310.2	669310
1.4 HDi	50	02/08→	➔	→ 09/10		03.0137-9309.2	669309
			➔	10/10→		03.0137-9310.2	669310
 Bremstrommel							
1.4	54	02/08→	➔			24.0220-2001.1	480307
 Bremsbackensatz							
1.3 HDi 75	55	10/10→	➔			03.0137-0493.2	650493
						03.0521-0120.3	690120
						AP Ø 228 x 42 + HEB + RZ / + Zub TopKit	
1.4	54	02/08→	➔			03.0137-0479.2	650479
						03.0520-9220.3	699220
						AP Ø 203 x 38 + HEB + RZ / + Zub TopKit	
1.4 HDi	50	02/08→	➔	10/10→		03.0137-0479.2	650479
						03.0520-9220.3	699220
						AP Ø 203 x 38 + HEB + RZ / + Zub TopKit	
			➔	→ 09/10		03.0137-0493.2	650493
						03.0521-0120.3	690120
						AP Ø 228 x 42 + HEB + RZ / + Zub TopKit	
PEUGEOT - BIPPER Tepee 04/08→							
 Radbremszylinder							
1.3 HDi 75	55	10/10→	➔			24.3220-1728.3	020509
1.4	54	04/08→					
1.4 HDi	50	04/08→					
Zubehörsatz, Bremsbacken							
1.3 HDi 75	55	10/10→	➔			03.0137-9309.2	669309
1.4	54	04/08→	➔			03.0137-9310.2	669310
1.4 HDi	50	04/08→	➔	→ 09/10		03.0137-9309.2	669309
			➔	10/10→		03.0137-9310.2	669310
 Bremstrommel							
1.4	54	04/08→	➔			24.0220-2001.1	480307
 Bremsbackensatz							
1.3 HDi 75	55	10/10→	➔			03.0137-0493.2	650493
						03.0521-0120.3	690120
						AP Ø 228 x 42 + HEB + RZ / + Zub TopKit	
1.4	54	04/08→	➔			03.0137-0479.2	650479
↓						AP Ø 203 x 38 + HEB	








	kW					! #		
PEUGEOT - BIPPER Tepee 04/08→								
 Bremsbackensatz								
1.4	54	04/08→	➔				03.0520-9220.3 699220	AP Ø 203 x 38 Ø 20,64 + RZ / + Zub TopKit
1.4 HDi	50	04/08→	➔	10/10→			03.0137-0479.2 650479 03.0520-9220.3 699220	AP Ø 203 x 38 + HEB AP Ø 203 x 38 Ø 20,64 + RZ / + Zub TopKit
				→ 09/10			03.0137-0493.2 650493 03.0521-0120.3 690120	AP Ø 228 x 42 + HEB AP Ø 228 x 42 Ø 20,64 + RZ / + Zub TopKit
PEUGEOT - BOXER Bus 09/05→								
 Bremsbackensatz, Feststellbremse								
2.0 BlueHDi 110	81	07/15→	➔				03.0137-4004.2 654004	Ø 172 x 42 + Zub
2.0 BlueHDi 130	96	07/15→						
2.0 BlueHDi 160	120	07/15→						
2.2 HDi 100	74	04/06→						
2.2 HDi 110	81	03/11→						
2.2 HDi 120	88	04/06→						
2.2 HDi 130	96	03/11→						
2.2 HDi 150	110	03/11→						
3.0 HDi 145	107	04/10→						
3.0 HDi 160	116	04/06→						
3.0 HDi 175	130	03/11→						
PEUGEOT - BOXER Bus (230P) 03/94→04/02								
 Radbremszylinder								
1.9 D	51	03/94→04/02	➔	→ 10/01; Nutzlast [kg]: 1.000			24.3225-1701.3 020399	Ø 25,4 GG
				11/01→ 03/02; Nutzlast [kg]: 1.000			24.3226-1702.3 020469	Ø 26,99 GG
1.9 TD	66	08/94→04/02	➔	→ 10/01; Nutzlast ab [kg] 1.000 Nutzlast bis [kg] 1.400			24.3225-1701.3 020399	Ø 25,4 GG
				03/94→04/02				
1.9 TD 4x4	68	07/96→04/02	➔	11/01→ 03/02; Nutzlast ab [kg] 1.000 Nutzlast bis [kg] 1.400			24.3226-1702.3 020469	Ø 26,99 GG
				07/96→04/02				
2.0 i	80	03/94→04/02	➔	→ 10/01; Nutzlast ab [kg] 1.000 Nutzlast bis [kg] 1.400			24.3225-1701.3 020399	Ø 25,4 GG
				08/96→04/02				
				11/01→ 03/02; Nutzlast ab [kg] 1.000 Nutzlast bis [kg] 1.400			24.3226-1702.3 020469	Ø 26,99 GG
2.0 i 4x4	80	08/96→04/02	➔	→ 10/01; Nutzlast [kg]: 1.800			24.3228-1701.3 020401	Ø 28,57 GG
2.5 D	63	08/94→04/02	➔	→ 10/01; Nutzlast [kg]: 1.400			24.3225-1701.3 020399	Ø 25,4 GG
				07/96→04/02				
				11/01→ 03/02; Nutzlast [kg]: 1.400			24.3226-1702.3 020469	Ø 26,99 GG
2.5 D 4x4	63	07/96→04/02	➔	→ 10/01; Nutzlast [kg]: 1.800			24.3228-1701.3 020401	Ø 28,57 GG
2.5 TD	76	07/94→04/02	➔	08/94→ 10/01; Nutzlast [kg]: 1.400			24.3226-1702.3 020469	Ø 26,99 GG
				11/01→ 03/02; Nutzlast [kg]: 1.400			24.3226-1702.3 020469	Ø 26,99 GG
				08/94→ 10/01; Nutzlast [kg]: 1.800			24.3228-1701.3 020401	Ø 28,57 GG
2.5 TD 4x4	76	07/96→04/02	➔	→ 10/01; Nutzlast [kg]: 1.400			24.3226-1702.3 020469	Ø 26,99 GG
				01/97→04/02				
				11/01→ 03/02; Nutzlast [kg]: 1.400			24.3226-1702.3 020469	Ø 26,99 GG
2.5 TDI	79	01/97→04/02	➔	→ 10/01; Nutzlast [kg]: 1.800			24.3228-1701.3 020401	Ø 28,57 GG
				11/00→04/02				
2.8 HDi	94	11/00→04/02	➔	→ 10/01; Nutzlast [kg]: 1.800			24.3228-1701.3 020401	Ø 28,57 GG
2.8 D	64	01/99→02/02	➔	→ S 16206253; Nutzlast [kg]: 1.400			24.3225-1701.3 020399	Ø 25,4 GG
				S 16204256→; Nutzlast [kg]: 1.400			24.3226-1702.3 020469	Ø 26,99 GG
				→ S 16209999; Nutzlast [kg]: 1.800			24.3228-1701.3 020401	Ø 28,57 GG
2.8 HDi 4x4	94	10/00→04/02	➔	→ S 16206253; Nutzlast ab [kg] 1.000 Nutzlast bis [kg] 1.400			24.3225-1701.3 020399	Ø 25,4 GG
				S 16204256→; → 03/02; Nutzlast ab [kg] 1.000 Nutzlast bis [kg] 1.400			24.3226-1702.3 020469	Ø 26,99 GG
				→ S 16209999; Nutzlast [kg]: 1.800			24.3228-1701.3 020401	Ø 28,57 GG
Zubehörsatz, Bremsbacken								
1.9 D	51	03/94→04/02	➔	→ 10/01; Nutzlast [kg]: 1.000			03.0137-9219.2 669219	TRW
				11/01→ 03/02; Nutzlast [kg]: 1.000			03.0137-9285.2 669285	AP
1.9 TD	66	08/94→04/02	➔	→ 10/01; Nutzlast ab [kg] 1.000 Nutzlast bis [kg] 1.400			03.0137-9219.2 669219	TRW
				03/94→04/02				
1.9 TD 4x4	68	07/96→04/02	➔	11/01→ 03/02; Nutzlast ab [kg] 1.000 Nutzlast bis [kg] 1.400			03.0137-9285.2 669285	AP
				07/96→04/02				
2.0 i	80	03/94→04/02	➔	→ 10/01; Nutzlast [kg]: 1.800			03.0137-9219.2 669219	TRW
				08/96→04/02				
2.0 i 4x4	80	08/96→04/02	➔	→ 10/01; Nutzlast ab [kg] 1.000 Nutzlast bis [kg] 1.400			03.0137-9219.2 669219	TRW
↓								








	kw			 	! #		
PEUGEOT - BOXER Bus (230P) 03/94→04/02							
Zubehörsatz, Bremsbacken							
2.0 i 2.0 i 4x4	80 80	03/94→04/02 08/96→04/02	➡	11/01→ 03/02; Nutzlast ab [kg] 1.000 Nutzlast bis [kg] 1.400		03.0137-9285.2 669285	AP
2.5 D 2.5 D 4x4	63 63	08/94→04/02 07/96→04/02	➡	→ 10/01; Nutzlast [kg]: 1.400		03.0137-9219.2 669219	TRW
2.5 TD 4x4	76	07/96→04/02	➡	→ 10/01; Nutzlast [kg]: 1.800		03.0137-9219.2 669219	TRW
2.5 TDI 2.5 TDI 4x4	79 79	01/97→04/02 01/97→04/02	➡	11/01→ 03/02; Nutzlast [kg]: 1.400		03.0137-9285.2 669285	AP
2.8 HDI	94	11/00→04/02					
2.5 TD	76	07/94→04/02	➡	08/94→ 10/01; Nutzlast [kg]: 1.400		03.0137-9219.2 669219	TRW
			➡	08/94→ 10/01; Nutzlast [kg]: 1.800		03.0137-9219.2 669219	TRW
			➡	11/01→ 03/02; Nutzlast [kg]: 1.400		03.0137-9285.2 669285	AP
2.8 D	64	01/99→02/02	➡	→ S 16206253; Nutzlast [kg]: 1.400		03.0137-9219.2 669219	TRW
			➡	→ S 16209999; Nutzlast [kg]: 1.800		03.0137-9219.2 669219	TRW
			➡	S 16204256→; Nutzlast [kg]: 1.400		03.0137-9285.2 669285	AP
2.8 HDi 4x4	94	10/00→04/02	➡	→ S 16206253; Nutzlast ab [kg] 1.000 Nutzlast bis [kg] 1.400		03.0137-9219.2 669219	TRW
			➡	→ S 16209999; Nutzlast ab [kg] 1.000 Nutzlast bis [kg] 1.400		03.0137-9219.2 669219	TRW
			➡	S 16204256→; → 03/02; Nutzlast ab [kg] 1.000 Nutzlast bis [kg] 1.400		03.0137-9285.2 669285	AP
Bremstrommel							
1.9 D	51	03/94→04/02	➡	→ 03/02; Nutzlast [kg]: 1.000		24.0225-4002.1 480048	Ø 254,0 x 64,4 / 255,6
1.9 TD	66	08/94→04/02	➡	→ 03/02; Nutzlast ab [kg] 1.000 Nutzlast bis [kg] 1.400		24.0225-4002.1 480048	Ø 254,0 x 64,4 / 255,6
1.9 TD	68	03/94→04/02					
1.9 TD 4x4	68	07/96→04/02					
2.0 i 2.0 i 4x4	80 80	03/94→04/02 08/96→04/02	➡	→ 03/02; Nutzlast ab [kg] 1.000 Nutzlast bis [kg] 1.400		24.0225-4002.1 480048	Ø 254,0 x 64,4 / 255,6
			➡	→ 10/01; Nutzlast [kg]: 1.800		24.0225-4005.1 480070	Ø 254,0 x 64,5 / 255,6
2.5 D 2.5 D 4x4	63 63	08/94→04/02 07/96→04/02	➡	→ 03/02; Nutzlast [kg]: 1.400		24.0225-4002.1 480048	Ø 254,0 x 64,4 / 255,6
2.5 TD 4x4	76	07/96→04/02	➡	→ 10/01; Nutzlast [kg]: 1.800		24.0225-4005.1 480070	Ø 254,0 x 64,5 / 255,6
2.5 TDI 2.5 TDI 4x4	79 79	01/97→04/02 01/97→04/02					
2.8 HDI	94	11/00→04/02					
2.5 TD	76	07/94→04/02	➡	08/94→ 03/02; Nutzlast [kg]: 1.400		24.0225-4002.1 480048	Ø 254,0 x 64,4 / 255,6
			➡	08/94→ 10/01; Nutzlast [kg]: 1.800		24.0225-4005.1 480070	Ø 254,0 x 64,5 / 255,6
2.8 D	64	01/99→02/02	➡	Nutzlast [kg]: 1.400		24.0225-4002.1 480048	Ø 254,0 x 64,4 / 255,6
			➡	→ S 16209999; Nutzlast [kg]: 1.800		24.0225-4005.1 480070	Ø 254,0 x 64,5 / 255,6
2.8 HDi 4x4	94	10/00→04/02	➡	→ 03/02; Nutzlast ab [kg] 1.000 Nutzlast bis [kg] 1.400		24.0225-4002.1 480048	Ø 254,0 x 64,4 / 255,6
			➡	→ S 16209999; Nutzlast [kg]: 1.800		24.0225-4005.1 480070	Ø 254,0 x 64,5 / 255,6
Bremsbackensatz							
1.9 D	51	03/94→04/02	➡	→ 10/01; Nutzlast [kg]: 1.000; nicht für Wohnmobile		03.0137-0333.2 650333 03.0520-0925.3 690925	TRW Ø 254 x 57 + HEB TRW Ø 254 x 57 Ø 25,4 + RZ / + Zub TopKit
			➡	11/01→ 03/02; Nutzlast [kg]: 1.000; nicht für Wohnmobile		03.0137-0432.2 650432 03.0520-0326.3 690326	AP Ø 254 x 57 + HEB AP Ø 254 x 57 Ø 26,99 + RZ / + Zub TopKit
1.9 TD 1.9 TD 1.9 TD 4x4	66 68 68	08/94→04/02 03/94→04/02 07/96→04/02	➡	→ 10/01; Nutzlast ab [kg] 1.000 Nutzlast bis [kg] 1.400; nicht für Wohnmobile		03.0137-0333.2 650333 03.0520-0925.3 690925	TRW Ø 254 x 57 + HEB TRW Ø 254 x 57 Ø 25,4 + RZ / + Zub TopKit
			➡	11/01→ 03/02; Nutzlast ab [kg] 1.000 Nutzlast bis [kg] 1.400; nicht für Wohnmobile		03.0137-0432.2 650432 03.0520-0326.3 690326	AP Ø 254 x 57 + HEB AP Ø 254 x 57 Ø 26,99 + RZ / + Zub TopKit
2.0 i 2.0 i 4x4	80 80	03/94→04/02 08/96→04/02	➡	→ 10/01; Nutzlast ab [kg] 1.000 Nutzlast bis [kg] 1.400; nicht für Wohnmobile		03.0137-0333.2 650333 03.0520-0925.3 690925	TRW Ø 254 x 57 + HEB TRW Ø 254 x 57 Ø 25,4 + RZ / + Zub TopKit
			➡	→ 10/01; Nutzlast [kg]: 1.800; nicht für Wohnmobile		03.0137-0334.2 650334 03.0520-0728.3 690728	TRW Ø 254 x 57 + HEB TRW Ø 254 x 57 Ø 28,57 + RZ / + Zub TopKit
			➡	11/01→ 03/02; Nutzlast ab [kg] 1.000 Nutzlast bis [kg] 1.400; nicht für Wohnmobile		03.0137-0432.2 650432 03.0520-0326.3 690326	AP Ø 254 x 57 + HEB AP Ø 254 x 57 Ø 26,99 + RZ / + Zub TopKit
2.5 D 2.5 D 4x4	63 63	08/94→04/02 07/96→04/02	➡	→ 10/01; Nutzlast [kg]: 1.400; nicht für Wohnmobile		03.0137-0333.2 650333 03.0520-0925.3 690925	TRW Ø 254 x 57 + HEB TRW Ø 254 x 57 Ø 25,4 + RZ / + Zub TopKit
↓							














	kw				! #		
PEUGEOT - BOXER Bus (230P) 03/94→04/02							
Bremsbackensatz							
2.5 D 2.5 D 4x4	63	08/94→04/02 07/96→04/02	➔	→ 10/01; Nutzlast [kg]: 1.800; nicht für Wohnmobile		03.0137-0334.2 650334 03.0520-0728.3 690728	TRW Ø 254 x 57 + HEB TRW Ø 254 x 57 Ø 28,57 + RZ / + Zub TopKit
	63		➔	11/01→ 03/02; Nutzlast [kg]: 1.400; nicht für Wohnmobile		03.0137-0432.2 650432 03.0520-0326.3 690326	AP Ø 254 x 57 + HEB AP Ø 254 x 57 Ø 26,99 + RZ / + Zub TopKit
2.5 TD	76	07/94→04/02	➔	08/94→ 10/01; Nutzlast [kg]: 1.400; nicht für Wohnmobile		03.0137-0333.2 650333 03.0520-0226.3 690226	TRW Ø 254 x 57 + HEB TRW Ø 254 x 57 Ø 26,99 + RZ / + Zub TopKit
			➔	08/94→ 10/01; Nutzlast [kg]: 1.800; nicht für Wohnmobile		03.0137-0334.2 650334 03.0520-0728.3 690728	TRW Ø 254 x 57 + HEB TRW Ø 254 x 57 Ø 28,57 + RZ / + Zub TopKit
			➔	11/01→ 03/02; Nutzlast [kg]: 1.400; nicht für Wohnmobile		03.0137-0432.2 650432 03.0520-0326.3 690326	AP Ø 254 x 57 + HEB AP Ø 254 x 57 Ø 26,99 + RZ / + Zub TopKit
2.5 TD 4x4 2.5 TDI 2.5 TDI 4x4 2.8 HDI	76 79 79 94	07/96→04/02 01/97→04/02 01/97→04/02 11/00→04/02	➔	→ 10/01; Nutzlast [kg]: 1.400; nicht für Wohnmobile		03.0137-0333.2 650333 03.0520-0226.3 690226	TRW Ø 254 x 57 + HEB TRW Ø 254 x 57 Ø 26,99 + RZ / + Zub TopKit
			➔	→ 10/01; Nutzlast [kg]: 1.800; nicht für Wohnmobile		03.0137-0334.2 650334 03.0520-0728.3 690728	TRW Ø 254 x 57 + HEB TRW Ø 254 x 57 Ø 28,57 + RZ / + Zub TopKit
			➔	11/01→ 03/02; Nutzlast [kg]: 1.400; nicht für Wohnmobile		03.0137-0432.2 650432 03.0520-0326.3 690326	AP Ø 254 x 57 + HEB AP Ø 254 x 57 Ø 26,99 + RZ / + Zub TopKit
2.8 D	64	01/99→02/02	➔	→ S 16206253; Nutzlast [kg]: 1.400; nicht für Wohnmobile		03.0137-0333.2 650333	TRW Ø 254 x 57 + HEB
			➔	→ S 16209999; Nutzlast [kg]: 1.800; nicht für Wohnmobile		03.0137-0334.2 650334	TRW Ø 254 x 57 + HEB
			➔	S 16204256→; Nutzlast [kg]: 1.400; nicht für Wohnmobile		03.0137-0432.2 650432	AP Ø 254 x 57 + HEB
2.8 HDi 4x4	94	10/00→04/02	➔	→ S 16206253; Nutzlast ab [kg] 1.000 Nutzlast bis [kg] 1.400; nicht für Wohnmobile		03.0137-0333.2 650333	TRW Ø 254 x 57 + HEB
			➔	→ S 16209999; Nutzlast ab [kg] 1.000 Nutzlast bis [kg] 1.400; nicht für Wohnmobile		03.0137-0334.2 650334	TRW Ø 254 x 57 + HEB
			➔	S 16204256→; → 03/02; Nutzlast ab [kg] 1.000 Nutzlast bis [kg] 1.400; nicht für Wohnmobile		03.0137-0432.2 650432	AP Ø 254 x 57 + HEB
Seilzug, Feststellbremse							
1.9 D	51	03/94→04/02	➔	⚠; → S 16158427; Nutzlast [kg]: 1.000; Scheiben/Trommel	1	24.3727-0345.2 580345	L= 3.045
			➔	⚠; S 16158428→; → 03/02; Nutzlast [kg]: 1.000; Scheiben/Trommel	1	24.3727-0350.2 580350	L= 2.827
1.9 TD 1.9 TD	66 68	08/94→04/02 03/94→04/02	➔	⚠; → S 16158427; Nutzlast ab [kg] 1.000 Nutzlast bis [kg] 1.400; Scheiben/Trommel	1	24.3727-0345.2 580345	L= 3.045
			➔	⚠; S 16158428→; → 03/02; Nutzlast ab [kg] 1.000 Nutzlast bis [kg] 1.400; Scheiben/Trommel	1	24.3727-0350.2 580350	L= 2.827
2.0 i	80	03/94→04/02	➔	⚠; → S 16158427; Nutzlast ab [kg] 1.000 Nutzlast bis [kg] 1.800; Scheiben/Trommel	1	24.3727-0345.2 580345	L= 3.045
			➔	⚠; S 16158428→; → 03/02; Nutzlast ab [kg] 1.000 Nutzlast bis [kg] 1.800; Scheiben/Trommel	1	24.3727-0350.2 580350	L= 2.827
2.5 D 2.5 TDI 2.8 HDI	63 79 94	08/94→04/02 01/97→04/02 11/00→04/02	➔	⚠; → S 16158427; Nutzlast ab [kg] 1.400 Nutzlast bis [kg] 1.800; Scheiben/Trommel	1	24.3727-0345.2 580345	L= 3.045
			➔	⚠; S 16158428→; → 03/02; Nutzlast ab [kg] 1.400 Nutzlast bis [kg] 1.800; Scheiben/Trommel	1	24.3727-0350.2 580350	L= 2.827
2.5 TD	76	07/94→04/02	➔	⚠; 08/94→; → S 16158427; Nutzlast ab [kg] 1.400 Nutzlast bis [kg] 1.800; Scheiben/Trommel	1	24.3727-0345.2 580345	L= 3.045
			➔	⚠; S 16158428→; → 03/02; Nutzlast ab [kg] 1.400 Nutzlast bis [kg] 1.800; Scheiben/Trommel	1	24.3727-0350.2 580350	L= 2.827
2.8 D	64	01/99→02/02	➔	⚠; → S 16158427; Nutzlast ab [kg] 1.400 Nutzlast bis [kg] 1.800; Scheiben/Trommel	1	24.3727-0345.2 580345	L= 3.045
↓							















	kw					! #		
PEUGEOT - BOXER Bus (230P) 03/94→04/02								
 Seilzug, Feststellbremse								
2.8 D	64	01/99→02/02	➔	⚠; S 16158428→; Nutzlast ab [kg] 1.400 Nutzlast bis [kg] 1.800; Scheiben/Trommel	1	24.3727-0350.2	580350	L= 2.827
2.8 HDi	93	10/00→11/01	➔	⚠; 11/00→; → S 16158427; Nutzlast ab [kg] 1.400 Nutzlast bis [kg] 1.800; Scheiben/Trommel	1	24.3727-0345.2	580345	L= 3.045
			➔	⚠; S 16158428→; Nutzlast ab [kg] 1.400 Nutzlast bis [kg] 1.800; Scheiben/Trommel	1	24.3727-0350.2	580350	L= 2.827
PEUGEOT - BOXER Bus (244, Z_) 12/01→								
 Radbremszylinder								
2.0	81	04/02→	➔	→ 03/06; Nutzlast ab [kg] 1.000 Nutzlast bis [kg] 1.400		24.3226-1702.3	020469	Ø 26,99 GG
2.0 HDi	62	04/02→						
2.2 HDi	74	04/02→						
2.8 HDi	94	04/02→						
2.8 HDi	107	04/04→						
2.8 HDi 4x4	94	04/02→						
Zubehörsatz, Bremsbacken								
2.0	81	04/02→	➔	→ 03/06; Nutzlast ab [kg] 1.000 Nutzlast bis [kg] 1.400		03.0137-9285.2	669285	AP
2.0 HDi	62	04/02→						
2.2 HDi	74	04/02→						
2.8 HDi	94	04/02→						
2.8 HDi	107	04/04→						
2.8 HDi 4x4	94	04/02→						
 Bremstrommel								
2.0	81	04/02→	➔	→ 03/06; Nutzlast ab [kg] 1.000 Nutzlast bis [kg] 1.400		24.0225-4002.1	480048	Ø 254,0 x 64,4 / 255,6
2.0 HDi	62	04/02→						
2.2 HDi	74	04/02→						
2.8 HDi	94	04/02→						
2.8 HDi	107	04/04→						
2.8 HDi 4x4	94	04/02→						
 Bremsbackensatz								
2.0	81	04/02→	➔	→ 03/06; Nutzlast ab [kg] 1.000 Nutzlast bis [kg] 1.400; nicht für Wohnmobile		03.0137-0432.2	650432	AP Ø 254 x 57 + HEB
2.0 HDi	62	04/02→				03.0520-0326.3	690326	AP Ø 254 x 57 Ø 26,99 + RZ / + Zub TopKit
2.2 HDi	74	04/02→						
2.8 HDi	94	04/02→						
2.8 HDi	107	04/04→						
2.8 HDi 4x4	94	04/02→						
 Bremsbackensatz, Feststellbremse								
2.0	81	04/02→	➔	→ 03/06; Nutzlast ab [kg] 1.000 Nutzlast bis [kg] 1.800; - Stützlager		03.0137-4002.2	654002	Ø 172 x 42 + Zub
2.0 HDi	62	04/02→						
2.2 HDi	74	04/02→						
2.8 HDi	94	04/02→						
2.8 HDi	107	04/04→						
2.8 HDi 4x4	94	04/02→						
 Seilzug, Feststellbremse								
2.0 2.0 HDi 2.2 HDi 2.8 HDi 2.8 HDi	81 62 74 94 107	04/02→ 04/02→ 04/02→ 04/02→ 04/04→	←	⚠; → 03/06; Nutzlast ab [kg] 1.000 Nutzlast bis [kg] 1.800; Trommelbremse	1	24.3727-0300.2	580300	L= 1.078
			←	⚠; S 17103013→; → 03/06; für Linkslenker; Nutzlast ab [kg] 1.000 Nutzlast bis [kg] 1.800; Scheibenbremse	1	24.3727-0300.2	580300	L= 1.078
			←	⚠; → S 17103012; Nutzlast ab [kg] 1.000 Nutzlast bis [kg] 1.800; Scheibenbremse	1	24.3727-0300.2	580300	L= 1.078
			➔	⚠; → 03/06; Nutzlast ab [kg] 1.000 Nutzlast bis [kg] 1.800; Trommelbremse	1	24.3727-0343.2	580343	L= 2.827
			➔	⚠; → S 17103012; Nutzlast ab [kg] 1.000 Nutzlast bis [kg] 1.800; Scheibenbremse	1	24.3727-0348.2	580348	L= 2.715
2.8 HDi 4x4	94	04/02→	←	⚠; S 17103013→; → 03/06; Nutzlast ab [kg] 1.000 Nutzlast bis [kg] 1.800; Scheibenbremse	1	24.3727-0562.2	580562	L= 1.059
			←	⚠; → S 17103012; Nutzlast ab [kg] 1.000 Nutzlast bis [kg] 1.800; Scheibenbremse	1	24.3727-0562.2	580562	L= 1.059
			➔	⚠; → S 17103012; Nutzlast ab [kg] 1.000 Nutzlast bis [kg] 1.800; Scheibenbremse	1	24.3727-0348.2	580348	L= 2.715











	kw			 	! #		
PEUGEOT - BOXER Kasten 04/06→							
 Bremsbackensatz, Feststellbremse							
2.0 BlueHDi 110	81	07/15→	➔			03.0137-4004.2 654004	Ø 172 x 42 + Zub
2.0 BlueHDi 130	96	07/15→					
2.0 BlueHDi 160	118	04/17→					
2.0 BlueHDi 160	120	07/15→					
2.2 HDi 100	74	04/06→					
2.2 HDi 110	81	03/11→					
2.2 HDi 120	88	04/06→					
2.2 HDi 130	96	03/11→					
2.2 HDi 150	110	03/11→					
3.0 HDi	115	07/06→					
3.0 HDi 145	107	04/10→					
3.0 HDi 160	116	04/06→					
3.0 HDi 175	130	03/11→					
PEUGEOT - BOXER Kasten (230L) 03/94→08/05							
 Radbremszylinder							
1.9 D	50	07/99→04/02	➔	→ 10/01; Nutzlast [kg]: 1.000		24.3225-1701.3 020399	Ø 25,4 GG
1.9 D	51	03/94→04/02	➔	11/01→ 03/02; Nutzlast [kg]: 1.000		24.3226-1702.3 020469	Ø 26,99 GG
1.9 TD	66	07/99→04/02	➔	→ 10/01; Nutzlast ab [kg] 1.000 Nutzlast bis [kg] 1.400		24.3225-1701.3 020399	Ø 25,4 GG
1.9 TD	68	03/94→04/02	➔	11/01→ 03/02; Nutzlast ab [kg] 1.000 Nutzlast bis [kg] 1.400		24.3226-1702.3 020469	Ø 26,99 GG
2.0 4x4	80	03/96→09/98	➔	Nutzlast ab [kg] 1.000 Nutzlast bis [kg] 1.400		24.3225-1701.3 020399	Ø 25,4 GG
			➔	Nutzlast [kg]: 1.800		24.3228-1701.3 020401	Ø 28,57 GG
2.0 HDI	62	08/01→04/02	➔	→ 10/01; Nutzlast ab [kg] 1.000 Nutzlast bis [kg] 1.400		24.3225-1701.3 020399	Ø 25,4 GG
2.0 i	80	06/94→04/02	➔	11/01→ 03/02; Nutzlast ab [kg] 1.000 Nutzlast bis [kg] 1.400		24.3226-1702.3 020469	Ø 26,99 GG
			➔	→ 10/01; Nutzlast [kg]: 1.800		24.3228-1701.3 020401	Ø 28,57 GG
2.5 D	63	03/94→04/02	➔	→ 10/01; Nutzlast [kg]: 1.400		24.3225-1701.3 020399	Ø 25,4 GG
2.5 D 4x4	63	07/99→04/02	➔	11/01→ 03/02; Nutzlast [kg]: 1.400		24.3226-1702.3 020469	Ø 26,99 GG
			➔	→ 10/01; Nutzlast [kg]: 1.800		24.3228-1701.3 020401	Ø 28,57 GG
2.5 TD	76	03/94→04/02	➔	→ 10/01; Nutzlast [kg]: 1.400		24.3226-1702.3 020469	Ø 26,99 GG
2.5 TDI	79	01/97→04/02	➔	11/01→ 03/02; Nutzlast [kg]: 1.400		24.3226-1702.3 020469	Ø 26,99 GG
2.5 TDI 4x4	79	07/99→04/02	➔	→ 10/01; Nutzlast [kg]: 1.800		24.3228-1701.3 020401	Ø 28,57 GG
2.8 HDI	94	11/00→04/02	➔	→ S 16206253; Nutzlast [kg]: 1.400		24.3225-1701.3 020399	Ø 25,4 GG
			➔	S 16204256→; Nutzlast [kg]: 1.400		24.3226-1702.3 020469	Ø 26,99 GG
			➔	→ S 16209999; Nutzlast [kg]: 1.800		24.3228-1701.3 020401	Ø 28,57 GG
2.8 D	64	01/99→02/02	➔	11/01→ 03/02; Nutzlast [kg]: 1.400		24.3226-1702.3 020469	Ø 26,99 GG
			➔	→ 10/01; Nutzlast [kg]: 1.800		24.3228-1701.3 020401	Ø 28,57 GG
2.8 HDi 4x4	94	10/00→04/02	➔	→ 10/01; Nutzlast [kg]: 1.800		24.3225-1701.3 020399	Ø 25,4 GG
			➔	→ 10/01; Nutzlast [kg]: 1.800		24.3226-1702.3 020469	Ø 26,99 GG
			➔	→ 10/01; Nutzlast [kg]: 1.800		24.3228-1701.3 020401	Ø 28,57 GG
Zubehörsatz, Bremsbacken							
1.9 D	50	07/99→04/02	➔	→ 10/01; Nutzlast [kg]: 1.000		03.0137-9219.2 669219	TRW
1.9 D	51	03/94→04/02	➔	11/01→ 03/02; Nutzlast [kg]: 1.000		03.0137-9285.2 669285	AP
1.9 TD	66	07/99→04/02	➔	→ 10/01; Nutzlast ab [kg] 1.000 Nutzlast bis [kg] 1.400		03.0137-9219.2 669219	TRW
1.9 TD	68	03/94→04/02	➔	11/01→ 03/02; Nutzlast ab [kg] 1.000 Nutzlast bis [kg] 1.400		03.0137-9285.2 669285	AP
2.0 4x4	80	03/96→09/98	➔	Nutzlast ab [kg] 1.000 Nutzlast bis [kg] 1.400		03.0137-9219.2 669219	TRW
			➔	Nutzlast [kg]: 1.800		03.0137-9219.2 669219	TRW
2.0 HDI	62	08/01→04/02	➔	→ 10/01; Nutzlast [kg]: 1.800		03.0137-9219.2 669219	TRW
2.0 i	80	06/94→04/02	➔	→ 10/01; Nutzlast ab [kg] 1.000 Nutzlast bis [kg] 1.400		03.0137-9219.2 669219	TRW
			➔	11/01→ 03/02; Nutzlast ab [kg] 1.000 Nutzlast bis [kg] 1.400		03.0137-9285.2 669285	AP
2.5 D	63	03/94→04/02	➔	→ 10/01; Nutzlast [kg]: 1.400		03.0137-9219.2 669219	TRW
2.5 D 4x4	63	07/99→04/02	➔	→ 10/01; Nutzlast [kg]: 1.800		03.0137-9219.2 669219	TRW
2.5 TD	76	03/94→04/02	➔	11/01→ 03/02; Nutzlast [kg]: 1.400		03.0137-9285.2 669285	AP
2.5 TDI	79	01/97→04/02	➔	→ 10/01; Nutzlast [kg]: 1.800		03.0137-9219.2 669219	TRW
2.5 TDI 4x4	79	07/99→04/02	➔	→ 10/01; Nutzlast [kg]: 1.800		03.0137-9219.2 669219	TRW
2.8 HDi	94	11/00→04/02	➔	→ S 16206253; Nutzlast [kg]: 1.400		03.0137-9219.2 669219	TRW
2.8 HDi 4x4	94	10/00→04/02	➔	→ S 16209999; Nutzlast [kg]: 1.800		03.0137-9219.2 669219	TRW
2.8 D	64	01/99→02/02	➔	→ S 16206253; Nutzlast [kg]: 1.400		03.0137-9219.2 669219	TRW
			➔	→ S 16209999; Nutzlast [kg]: 1.800		03.0137-9219.2 669219	TRW
			↓				








	kw					! #		
PEUGEOT - BOXER Kasten (230L) 03/94→08/05								
Zubehörsatz, Bremsbacken								
2.8 D	64	01/99→02/02	➡	S 16204256→; Nutzlast [kg]: 1.400			03.0137-9285.2 669285	AP
Bremstrommel								
1.9 D	50	07/99→04/02	➡	→ 03/02; Nutzlast [kg]: 1.000			24.0225-4002.1 480048	Ø 254,0 x 64,4 / 255,6
1.9 D	51	03/94→04/02	➡					
1.9 TD	66	07/99→04/02	➡	→ 03/02; Nutzlast ab [kg] 1.000 Nutzlast bis [kg] 1.400			24.0225-4002.1 480048	Ø 254,0 x 64,4 / 255,6
1.9 TD	68	03/94→04/02	➡					
2.0 4x4	80	03/96→09/98	➡	Nutzlast ab [kg] 1.000 Nutzlast bis [kg] 1.400			24.0225-4002.1 480048	Ø 254,0 x 64,4 / 255,6
			➡	Nutzlast [kg]: 1.800			24.0225-4005.1 480070	Ø 254,0 x 64,5 / 255,6
2.0 HDI	62	08/01→04/02	➡	→ 03/02; Nutzlast ab [kg] 1.000 Nutzlast bis [kg] 1.400			24.0225-4002.1 480048	Ø 254,0 x 64,4 / 255,6
2.0 i	80	06/94→04/02	➡	→ 10/01; Nutzlast [kg]: 1.800			24.0225-4005.1 480070	Ø 254,0 x 64,5 / 255,6
2.5 D	63	03/94→04/02	➡	→ 03/02; Nutzlast [kg]: 1.400			24.0225-4002.1 480048	Ø 254,0 x 64,4 / 255,6
2.5 D 4x4	63	07/99→04/02	➡	→ 10/01; Nutzlast [kg]: 1.800			24.0225-4005.1 480070	Ø 254,0 x 64,5 / 255,6
2.5 TD	76	03/94→04/02	➡					
2.5 TDI	79	01/97→04/02	➡					
2.5 TDI 4x4	79	07/99→04/02	➡					
2.8 HDI	94	11/00→04/02	➡					
2.8 HDi 4x4	94	10/00→04/02	➡					
2.8 D	64	01/99→02/02	➡	Nutzlast [kg]: 1.400			24.0225-4002.1 480048	Ø 254,0 x 64,4 / 255,6
			➡	→ S 16209999; Nutzlast [kg]: 1.800			24.0225-4005.1 480070	Ø 254,0 x 64,5 / 255,6
Bremsbackensatz								
1.9 D	50	07/99→04/02	➡	→ 10/01; Nutzlast [kg]: 1.000; nicht für Wohnmobile			03.0137-0333.2 650333	TRW Ø 254 x 57 + HEB
1.9 D	51	03/94→04/02	➡				03.0520-0925.3 690925	TRW Ø 254 x 57 Ø 25,4 + RZ / + Zub TopKit
			➡	11/01→ 03/02; Nutzlast [kg]: 1.000; nicht für Wohnmobile			03.0137-0432.2 650432	AP Ø 254 x 57 + HEB
			➡				03.0520-0326.3 690326	AP Ø 254 x 57 Ø 26,99 + RZ / + Zub TopKit
1.9 TD	66	07/99→04/02	➡	→ 10/01; Nutzlast ab [kg] 1.000 Nutzlast bis [kg] 1.400; nicht für Wohnmobile			03.0137-0333.2 650333	TRW Ø 254 x 57 + HEB
1.9 TD	68	03/94→04/02	➡				03.0520-0925.3 690925	TRW Ø 254 x 57 Ø 25,4 + RZ / + Zub TopKit
			➡	11/01→ 03/02; Nutzlast ab [kg] 1.000 Nutzlast bis [kg] 1.400; nicht für Wohnmobile			03.0137-0432.2 650432	AP Ø 254 x 57 + HEB
			➡				03.0520-0326.3 690326	AP Ø 254 x 57 Ø 26,99 + RZ / + Zub TopKit
2.0 4x4	80	03/96→09/98	➡	Nutzlast ab [kg] 1.000 Nutzlast bis [kg] 1.400; nicht für Wohnmobile			03.0137-0333.2 650333	TRW Ø 254 x 57 + HEB
			➡				03.0520-0925.3 690925	TRW Ø 254 x 57 Ø 25,4 + RZ / + Zub TopKit
			➡	Nutzlast [kg]: 1.800; nicht für Wohnmobile			03.0137-0334.2 650334	TRW Ø 254 x 57 + HEB
			➡				03.0520-0728.3 690728	TRW Ø 254 x 57 Ø 28,57 + RZ / + Zub TopKit
2.0 HDI	62	08/01→04/02	➡	→ 10/01; Nutzlast ab [kg] 1.000 Nutzlast bis [kg] 1.400; nicht für Wohnmobile			03.0137-0333.2 650333	TRW Ø 254 x 57 + HEB
2.0 i	80	06/94→04/02	➡				03.0520-0925.3 690925	TRW Ø 254 x 57 Ø 25,4 + RZ / + Zub TopKit
			➡	→ 10/01; Nutzlast [kg]: 1.800; nicht für Wohnmobile			03.0137-0334.2 650334	TRW Ø 254 x 57 + HEB
			➡				03.0520-0728.3 690728	TRW Ø 254 x 57 Ø 28,57 + RZ / + Zub TopKit
			➡	11/01→ 03/02; Nutzlast ab [kg] 1.000 Nutzlast bis [kg] 1.400; nicht für Wohnmobile			03.0137-0432.2 650432	AP Ø 254 x 57 + HEB
			➡				03.0520-0326.3 690326	AP Ø 254 x 57 Ø 26,99 + RZ / + Zub TopKit
2.5 D	63	03/94→04/02	➡	→ 10/01; Nutzlast [kg]: 1.400; nicht für Wohnmobile			03.0137-0333.2 650333	TRW Ø 254 x 57 + HEB
2.5 D 4x4	63	07/99→04/02	➡				03.0520-0925.3 690925	TRW Ø 254 x 57 Ø 25,4 + RZ / + Zub TopKit
			➡	→ 10/01; Nutzlast [kg]: 1.800; nicht für Wohnmobile			03.0137-0334.2 650334	TRW Ø 254 x 57 + HEB
			➡				03.0520-0728.3 690728	TRW Ø 254 x 57 Ø 28,57 + RZ / + Zub TopKit
			➡	11/01→ 03/02; Nutzlast [kg]: 1.400; nicht für Wohnmobile			03.0137-0432.2 650432	AP Ø 254 x 57 + HEB
			➡				03.0520-0326.3 690326	AP Ø 254 x 57 Ø 26,99 + RZ / + Zub TopKit
2.5 TD	76	03/94→04/02	➡	→ 10/01; Nutzlast [kg]: 1.400; nicht für Wohnmobile			03.0137-0333.2 650333	TRW Ø 254 x 57 + HEB
2.5 TDI	79	01/97→04/02	➡				03.0520-0226.3 690226	TRW Ø 254 x 57 Ø 26,99 + RZ / + Zub TopKit
2.5 TDI 4x4	79	07/99→04/02	➡					
2.8 HDI	94	11/00→04/02	➡					
2.8 HDi 4x4	94	10/00→04/02	➡	→ 10/01; Nutzlast [kg]: 1.800; nicht für Wohnmobile			03.0137-0334.2 650334	TRW Ø 254 x 57 + HEB
			➡				03.0520-0728.3 690728	TRW Ø 254 x 57 Ø 28,57 + RZ / + Zub TopKit
			➡	11/01→ 03/02; Nutzlast [kg]: 1.400; nicht für Wohnmobile			03.0137-0432.2 650432	AP Ø 254 x 57 + HEB











	kw			 	! #		
PEUGEOT - BOXER Kasten (230L) 03/94→08/05							
Bremsbackensatz							
2.5 TD	76	03/94→04/02	➔	11/01→03/02; Nutzlast [kg]: 1.400; nicht für Wohnmobile		03.0520-0326.3 690326	AP Ø 254 x 57 Ø 26,99 + RZ / + Zub TopKit
2.5 TDI	79	01/97→04/02					
2.5 TDI 4x4	79	07/99→04/02					
2.8 HDI	94	11/00→04/02					
2.8 HDi 4x4	94	10/00→04/02					
2.8 D	64	01/99→02/02	➔	→ S 16206253; Nutzlast [kg]: 1.400; nicht für Wohnmobile		03.0137-0333.2 650333	TRW Ø 254 x 57 + HEB
			➔	→ S 16209999; Nutzlast [kg]: 1.800; nicht für Wohnmobile		03.0137-0334.2 650334	TRW Ø 254 x 57 + HEB
			➔	S 16204256→; Nutzlast [kg]: 1.400; nicht für Wohnmobile		03.0137-0432.2 650432	AP Ø 254 x 57 + HEB
Seilzug, Feststellbremse							
1.9 D	50	07/99→04/02	➔	☒; → S 16158427; Nutzlast [kg]: 1.000; Scheiben/Trommel	1	24.3727-0340.2 580340	L= 3.025
1.9 D	51	03/94→04/02	➔	☒; S 16194400→; → 03/02; Nutzlast [kg]: 1.000; Trommelbremse	1	24.3727-0343.2 580343	L= 2.827
			➔	☒; S 16158428→ S 16194399; Nutzlast [kg]: 1.000; Scheiben/Trommel	1	24.3727-0344.2 580344	L= 2.806
			➔	☒; S 16194400→; → 03/02; Nutzlast [kg]: 1.000; Scheibenbremse	1	24.3727-0348.2 580348	L= 2.715
1.9 TD	66	07/99→04/02	➔	☒; → S 16158427; Nutzlast ab [kg] 1.000 Nutzlast bis [kg] 1.400; Scheiben/Trommel	1	24.3727-0340.2 580340	L= 3.025
1.9 TD	68	03/94→04/02	➔	☒; S 16194400→; → 03/02; Nutzlast ab [kg] 1.000 Nutzlast bis [kg] 1.400; Trommelbremse	1	24.3727-0343.2 580343	L= 2.827
			➔	☒; S 16158428→ S 16194399; Nutzlast ab [kg] 1.000 Nutzlast bis [kg] 1.400; Scheiben/Trommel	1	24.3727-0344.2 580344	L= 2.806
			➔	☒; S 16194400→; → 03/02; Nutzlast ab [kg] 1.000 Nutzlast bis [kg] 1.400; Scheibenbremse	1	24.3727-0348.2 580348	L= 2.715
2.0 HDI	62	08/01→04/02	➔	☒; → 03/02; Nutzlast ab [kg] 1.000 Nutzlast bis [kg] 1.800; Trommelbremse	1	24.3727-0343.2 580343	L= 2.827
			➔	☒; → 03/02; Nutzlast ab [kg] 1.000 Nutzlast bis [kg] 1.800; Scheibenbremse	1	24.3727-0348.2 580348	L= 2.715
2.0 i	80	06/94→04/02	➔	☒; → S 16158427; Nutzlast ab [kg] 1.000 Nutzlast bis [kg] 1.800; Scheiben/Trommel	1	24.3727-0340.2 580340	L= 3.025
			➔	☒; S 16194400→; → 03/02; Nutzlast ab [kg] 1.000 Nutzlast bis [kg] 1.800; Trommelbremse	1	24.3727-0343.2 580343	L= 2.827
			➔	☒; S 16158428→ S 16194399; Nutzlast ab [kg] 1.000 Nutzlast bis [kg] 1.800; Scheiben/Trommel	1	24.3727-0344.2 580344	L= 2.806
			➔	☒; S 16194400→; → 03/02; Nutzlast ab [kg] 1.000 Nutzlast bis [kg] 1.800; Scheibenbremse	1	24.3727-0348.2 580348	L= 2.715
2.5 D	63	03/94→04/02	➔	☒; → S 16158427; Nutzlast ab [kg] 1.400 Nutzlast bis [kg] 1.800; Scheiben/Trommel	1	24.3727-0340.2 580340	L= 3.025
2.5 D 4x4	63	07/99→04/02					
2.5 TD	76	03/94→04/02	➔	☒; S 16194400→; → 03/02; Nutzlast ab [kg] 1.400 Nutzlast bis [kg] 1.800; Trommelbremse	1	24.3727-0343.2 580343	L= 2.827
2.5 TDI	79	01/97→04/02					
2.8 HDI	94	11/00→04/02	➔	☒; S 16158428→ S 16194399; Nutzlast ab [kg] 1.400 Nutzlast bis [kg] 1.800; Scheiben/Trommel	1	24.3727-0344.2 580344	L= 2.806
			➔	☒; S 16194400→; → 03/02; Nutzlast ab [kg] 1.400 Nutzlast bis [kg] 1.800; Scheibenbremse	1	24.3727-0348.2 580348	L= 2.715
2.8 D	64	01/99→02/02	➔	☒; → S 16158427; Nutzlast ab [kg] 1.400 Nutzlast bis [kg] 1.800; Scheiben/Trommel	1	24.3727-0340.2 580340	L= 3.025
			➔	☒; S 16194400→; Nutzlast ab [kg] 1.400 Nutzlast bis [kg] 1.800; Trommelbremse	1	24.3727-0343.2 580343	L= 2.827
			➔	☒; S 16158428→ S 16194399; Nutzlast ab [kg] 1.400 Nutzlast bis [kg] 1.800; Scheiben/Trommel	1	24.3727-0344.2 580344	L= 2.806
			➔	☒; S 16194400→; Nutzlast ab [kg] 1.400 Nutzlast bis [kg] 1.800; Scheibenbremse	1	24.3727-0348.2 580348	L= 2.715
2.8 HDi	93	10/00→11/01	➔	☒; 11/00→; → S 16158427; Nutzlast ab [kg] 1.400 Nutzlast bis [kg] 1.800; Scheiben/Trommel	1	24.3727-0340.2 580340	L= 3.025
↓							














	kw					! #		
PEUGEOT - BOXER Kasten (230L) 03/94→08/05								
 Seilzug, Feststellbremse								
2.8 HDi	93	10/00→11/01	➔	⬇️; S 16194400→; Nutzlast ab [kg] 1.400 Nutzlast bis [kg] 1.800; Trommelbremse	1	24.3727-0343.2	580343	L= 2.827
			➔	⬇️; S 16158428→ S 16194399; Nutzlast ab [kg] 1.400 Nutzlast bis [kg] 1.800; Scheiben/Trommel	1	24.3727-0344.2	580344	L= 2.806
			➔	⬇️; S 16194400→; Nutzlast ab [kg] 1.400 Nutzlast bis [kg] 1.800; Scheibenbremse	1	24.3727-0348.2	580348	L= 2.715
PEUGEOT - BOXER Kasten (244) 12/01→								
 Radbremszylinder								
2.0	81	04/02→	➔	→ 03/06; Nutzlast ab [kg] 1.000 Nutzlast bis [kg] 1.400		24.3226-1702.3	020469	Ø 26,99 GG
2.0 HDi	62	04/02→						
2.2 HDi	74	04/02→						
2.8 HDi	94	04/02→						
2.8 HDi	107	04/04→						
2.8 HDi 4x4	94	04/02→						
Zubehörsatz, Bremsbacken								
2.0	81	04/02→	➔	→ 03/06; Nutzlast ab [kg] 1.000 Nutzlast bis [kg] 1.400		03.0137-9285.2	669285	AP
2.0 HDi	62	04/02→						
2.2 HDi	74	04/02→						
2.8 HDi	94	04/02→						
2.8 HDi	107	04/04→						
2.8 HDi 4x4	94	04/02→						
 Bremstrommel								
2.0	81	04/02→	➔	→ 03/06; Nutzlast ab [kg] 1.000 Nutzlast bis [kg] 1.400		24.0225-4002.1	480048	Ø 254,0 x 64,4 / 255,6
2.0 HDi	62	04/02→						
2.2 HDi	74	04/02→						
2.8 HDi	94	04/02→						
2.8 HDi	107	04/04→						
2.8 HDi 4x4	94	04/02→						
 Bremssackensatz								
2.0	81	04/02→	➔	→ 03/06; Nutzlast ab [kg] 1.000 Nutzlast bis [kg] 1.400; nicht für Wohnmobile		03.0137-0432.2	650432	AP Ø 254 x 57 + HEB
2.0 HDi	62	04/02→				03.0520-0326.3	690326	AP Ø 254 x 57 Ø 26,99 + RZ / + Zub TopKit
2.2 HDi	74	04/02→						
2.8 HDi	94	04/02→						
2.8 HDi	107	04/04→						
2.8 HDi 4x4	94	04/02→						
 Bremssackensatz, Feststellbremse								
2.0	81	04/02→	➔	→ 03/06; Nutzlast ab [kg] 1.000 Nutzlast bis [kg] 1.800; - Stützlager		03.0137-4002.2	654002	Ø 172 x 42 + Zub
2.0 HDi	62	04/02→						
2.2 HDi	74	04/02→						
2.8 HDi	94	04/02→						
2.8 HDi	107	04/04→						
2.8 HDi 4x4	94	04/02→						
 Seilzug, Feststellbremse								
2.0	81	04/02→	⬅️	⬆️; → 03/06; Nutzlast ab [kg] 1.000 Nutzlast bis [kg] 1.800; Trommelbremse	1	24.3727-0300.2	580300	L= 1.078
2.0 HDi	62	04/02→	⬅️	⬆️; S 17103013→; → 03/06; für Linkslenker; Nutzlast ab [kg] 1.000 Nutzlast bis [kg] 1.800; Scheibenbremse	1	24.3727-0300.2	580300	L= 1.078
2.2 HDi	74	04/02→						
2.8 HDi	94	04/02→	⬅️	⬆️; → S 17103012; Nutzlast ab [kg] 1.000 Nutzlast bis [kg] 1.800; Scheibenbremse	1	24.3727-0300.2	580300	L= 1.078
2.8 HDi	107	04/04→	➔	⬇️; → 03/06; Nutzlast ab [kg] 1.000 Nutzlast bis [kg] 1.800; Trommelbremse	1	24.3727-0343.2	580343	L= 2.827
			➔	⬇️; → S 17103012; Nutzlast ab [kg] 1.000 Nutzlast bis [kg] 1.800; Scheibenbremse	1	24.3727-0348.2	580348	L= 2.715
2.8 HDi 4x4	94	04/02→	⬅️	⬆️; S 17103013→; → 03/06; Nutzlast ab [kg] 1.000 Nutzlast bis [kg] 1.800; Scheibenbremse	1	24.3727-0562.2	580562	L= 1.059
			⬅️	⬆️; → S 17103012; Nutzlast ab [kg] 1.000 Nutzlast bis [kg] 1.800; Scheibenbremse	1	24.3727-0562.2	580562	L= 1.059
			➔	⬇️; → S 17103012; Nutzlast ab [kg] 1.000 Nutzlast bis [kg] 1.800; Scheibenbremse	1	24.3727-0348.2	580348	L= 2.715
























	kw			 	! #		
PEUGEOT - BOXER Pritsche/Fahrgestell 04/06→							
 Bremsbackensatz, Feststellbremse							
2.0 BlueHDi 110	81	07/15→	➔			03.0137-4004.2 654004	Ø 172 x 42 + Zub
2.0 BlueHDi 130	96	07/15→					
2.0 BlueHDi 160	120	07/15→					
2.2 HDi 100	74	04/06→					
2.2 HDi 110	81	03/11→					
2.2 HDi 120	88	04/06→					
2.2 HDi 130	96	03/11→					
2.2 HDi 150	110	03/11→					
3.0 HDi 145	107	04/10→					
3.0 HDi 160	116	04/06→					
3.0 HDi 175	130	03/11→					
PEUGEOT - BOXER Pritsche/Fahrgestell (244) 12/01→							
 Radbremszylinder							
2.0 HDi	62	04/02→	➔	→ 03/06; Nutzlast ab [kg] 1.000 Nutzlast bis [kg] 1.400		24.3226-1702.3 020469	Ø 26,99 GG
2.2 HDi	74	04/02→					
2.8 HDi	94	04/02→					
2.8 HDi	107	04/04→					
2.8 HDi 4x4	94	04/02→					
Zubehörsatz, Bremsbacken							
2.0 HDi	62	04/02→	➔	→ 03/06; Nutzlast ab [kg] 1.000 Nutzlast bis [kg] 1.400		03.0137-9285.2 669285	AP
2.2 HDi	74	04/02→					
2.8 HDi	94	04/02→					
2.8 HDi	107	04/04→					
2.8 HDi 4x4	94	04/02→					
 Bremstrommel							
2.0 HDi	62	04/02→	➔	→ 03/06; Nutzlast ab [kg] 1.000 Nutzlast bis [kg] 1.400		24.0225-4002.1 480048	Ø 254,0 x 64,4 / 255,6
2.2 HDi	74	04/02→					
2.8 HDi	94	04/02→					
2.8 HDi	107	04/04→					
2.8 HDi 4x4	94	04/02→					
 Bremsbackensatz							
2.0 HDi	62	04/02→	➔	→ 03/06; Nutzlast ab [kg] 1.000 Nutzlast bis [kg] 1.400; nicht für Wohnmobile		03.0137-0432.2 650432	AP Ø 254 x 57 + HEB
2.2 HDi	74	04/02→				03.0520-0326.3 690326	AP Ø 254 x 57 Ø 26,99 + RZ / + Zub TopKit
2.8 HDi	94	04/02→					
2.8 HDi	107	04/04→					
2.8 HDi 4x4	94	04/02→					
 Bremsbackensatz, Feststellbremse							
2.0 HDi	62	04/02→	➔	→ 03/06; Nutzlast ab [kg] 1.000 Nutzlast bis [kg] 1.800; - Stützlager		03.0137-4002.2 654002	Ø 172 x 42 + Zub
2.2 HDi	74	04/02→					
2.8 HDi	94	04/02→					
2.8 HDi	107	04/04→					
2.8 HDi 4x4	94	04/02→					
 Seilzug, Feststellbremse							
2.0 HDi	62	04/02→	←	☒; → 03/06; Nutzlast ab [kg] 1.000 Nutzlast bis [kg] 1.800; Trommelbremse	1	24.3727-0300.2 580300	L= 1.078
2.2 HDi	74	04/02→					
2.8 HDi	94	04/02→	←	☒; S 17103013→; → 03/06; für Linkslenker; Nutzlast ab [kg] 1.000 Nutzlast bis [kg] 1.800; Scheibenbremse	1	24.3727-0300.2 580300	L= 1.078
2.8 HDi	107	04/04→	←	☒; → S 17103012; Nutzlast ab [kg] 1.000 Nutzlast bis [kg] 1.800; Scheibenbremse	1	24.3727-0300.2 580300	L= 1.078
			➔	☒; → 03/06; Nutzlast ab [kg] 1.000 Nutzlast bis [kg] 1.800; Trommelbremse	1	24.3727-0343.2 580343	L= 2.827
			➔	☒; → S 17103012; Nutzlast ab [kg] 1.000 Nutzlast bis [kg] 1.800; Scheibenbremse	1	24.3727-0348.2 580348	L= 2.715
2.8 HDi 4x4	94	04/02→	←	☒; S 17103013→; → 03/06; Nutzlast ab [kg] 1.000 Nutzlast bis [kg] 1.800; Scheibenbremse	1	24.3727-0562.2 580562	L= 1.059
			←	☒; → S 17103012; Nutzlast ab [kg] 1.000 Nutzlast bis [kg] 1.800; Scheibenbremse	1	24.3727-0562.2 580562	L= 1.059
			➔	☒; → S 17103012; Nutzlast ab [kg] 1.000 Nutzlast bis [kg] 1.800; Scheibenbremse	1	24.3727-0348.2 580348	L= 2.715
PEUGEOT - BOXER Pritsche/Fahrgestell (ZCT_) 03/94→04/02							
 Radbremszylinder							
1.9 TD	66	06/94→04/02	➔	12/98→ 10/01; Nutzlast ab [kg] 1.000 Nutzlast bis [kg] 1.400		24.3225-1701.3 020399	Ø 25,4 GG
↓							














	kw					! #		
PEUGEOT - BOXER Pritsche/Fahrgestell (ZCT_) 03/94 → 04/02								
 Radbremszylinder								
1.9 TD	66	06/94 → 04/02	➡	11/01 → 03/02; Nutzlast ab [kg] 1.000 Nutzlast bis [kg] 1.400		24.3226-1702.3	020469	Ø 26,99 GG
1.9 TD	68	07/94 → 04/02	➡	07/96 → 10/01; Nutzlast ab [kg] 1.000 Nutzlast bis [kg] 1.400		24.3225-1701.3	020399	Ø 25,4 GG
			➡	11/01 → 03/02; Nutzlast ab [kg] 1.000 Nutzlast bis [kg] 1.400		24.3226-1702.3	020469	Ø 26,99 GG
2.0 i	80	06/94 → 04/02	➡	→ 10/01; Nutzlast ab [kg] 1.000 Nutzlast bis [kg] 1.400		24.3225-1701.3	020399	Ø 25,4 GG
			➡	11/01 → 03/02; Nutzlast ab [kg] 1.000 Nutzlast bis [kg] 1.400		24.3226-1702.3	020469	Ø 26,99 GG
			➡	→ 10/01; Nutzlast [kg]: 1.800		24.3228-1701.3	020401	Ø 28,57 GG
2.5 D 2.5 D 4x4	63	03/94 → 04/02	➡	→ 10/01; Nutzlast [kg]: 1.400		24.3225-1701.3	020399	Ø 25,4 GG
	63	07/99 → 04/02	➡	11/01 → 03/02; Nutzlast [kg]: 1.400		24.3226-1702.3	020469	Ø 26,99 GG
			➡	→ 10/01; Nutzlast [kg]: 1.800		24.3228-1701.3	020401	Ø 28,57 GG
2.5 TD 2.5 TDI 2.5 TDI 4x4 2.8 HDI	76	03/94 → 04/02	➡	→ 10/01; Nutzlast [kg]: 1.400		24.3226-1702.3	020469	Ø 26,99 GG
	79	01/97 → 04/02	➡	11/01 → 03/02; Nutzlast [kg]: 1.400		24.3226-1702.3	020469	Ø 26,99 GG
	79	07/99 → 04/02	➡	→ 10/01; Nutzlast [kg]: 1.800		24.3228-1701.3	020401	Ø 28,57 GG
2.8 D	64	01/99 → 02/02	➡	→ S 16206253; Nutzlast [kg]: 1.400		24.3225-1701.3	020399	Ø 25,4 GG
			➡	S 16204256 →; Nutzlast [kg]: 1.400		24.3226-1702.3	020469	Ø 26,99 GG
			➡	→ S 16209999; Nutzlast [kg]: 1.800		24.3228-1701.3	020401	Ø 28,57 GG
Zubehörsatz, Bremsbacken								
1.9 TD	66	06/94 → 04/02	➡	12/98 → 10/01; Nutzlast ab [kg] 1.000 Nutzlast bis [kg] 1.400		03.0137-9219.2	669219	TRW
			➡	11/01 → 03/02; Nutzlast ab [kg] 1.000 Nutzlast bis [kg] 1.400		03.0137-9285.2	669285	AP
1.9 TD	68	07/94 → 04/02	➡	07/96 → 10/01; Nutzlast ab [kg] 1.000 Nutzlast bis [kg] 1.400		03.0137-9219.2	669219	TRW
			➡	11/01 → 03/02; Nutzlast ab [kg] 1.000 Nutzlast bis [kg] 1.400		03.0137-9285.2	669285	AP
2.0 i	80	06/94 → 04/02	➡	→ 10/01; Nutzlast [kg]: 1.800		03.0137-9219.2	669219	TRW
			➡	→ 10/01; Nutzlast ab [kg] 1.000 Nutzlast bis [kg] 1.400		03.0137-9219.2	669219	TRW
			➡	11/01 → 03/02; Nutzlast ab [kg] 1.000 Nutzlast bis [kg] 1.400		03.0137-9285.2	669285	AP
2.5 D 2.5 D 4x4 2.5 TD 2.5 TDI 2.5 TDI 4x4 2.8 HDI	63	03/94 → 04/02	➡	→ 10/01; Nutzlast [kg]: 1.400		03.0137-9219.2	669219	TRW
	63	07/99 → 04/02	➡	→ 10/01; Nutzlast [kg]: 1.800		03.0137-9219.2	669219	TRW
	76	03/94 → 04/02	➡	→ 10/01; Nutzlast [kg]: 1.800		03.0137-9219.2	669219	TRW
	79	01/97 → 04/02	➡	11/01 → 03/02; Nutzlast [kg]: 1.400		03.0137-9285.2	669285	AP
	79	07/99 → 04/02	➡	→ 10/01; Nutzlast [kg]: 1.800		03.0137-9219.2	669219	TRW
2.8 D	64	01/99 → 02/02	➡	→ S 16206253; Nutzlast [kg]: 1.400		03.0137-9219.2	669219	TRW
			➡	→ S 16209999; Nutzlast [kg]: 1.800		03.0137-9219.2	669219	TRW
			➡	S 16204256 →; Nutzlast [kg]: 1.400		03.0137-9285.2	669285	AP
 Bremstrommel								
1.9 TD	66	06/94 → 04/02	➡	12/98 → 03/02; Nutzlast ab [kg] 1.000 Nutzlast bis [kg] 1.400		24.0225-4002.1	480048	Ø 254,0 x 64,4 / 255,6
1.9 TD	68	07/94 → 04/02	➡	07/96 → 03/02; Nutzlast ab [kg] 1.000 Nutzlast bis [kg] 1.400		24.0225-4002.1	480048	Ø 254,0 x 64,4 / 255,6
2.0 i	80	06/94 → 04/02	➡	→ 03/02; Nutzlast ab [kg] 1.000 Nutzlast bis [kg] 1.400		24.0225-4002.1	480048	Ø 254,0 x 64,4 / 255,6
			➡	→ 10/01; Nutzlast [kg]: 1.800		24.0225-4005.1	480070	Ø 254,0 x 64,5 / 255,6
2.5 D 2.5 D 4x4 2.5 TD 2.5 TDI 2.5 TDI 4x4 2.8 HDI	63	03/94 → 04/02	➡	→ 03/02; Nutzlast [kg]: 1.400		24.0225-4002.1	480048	Ø 254,0 x 64,4 / 255,6
	63	07/99 → 04/02	➡	→ 10/01; Nutzlast [kg]: 1.800		24.0225-4005.1	480070	Ø 254,0 x 64,5 / 255,6
	76	03/94 → 04/02	➡	→ 10/01; Nutzlast [kg]: 1.800		24.0225-4005.1	480070	Ø 254,0 x 64,5 / 255,6
	79	01/97 → 04/02	➡	→ 03/02; Nutzlast [kg]: 1.400		24.0225-4002.1	480048	Ø 254,0 x 64,4 / 255,6
	79	07/99 → 04/02	➡	→ 10/01; Nutzlast [kg]: 1.800		24.0225-4005.1	480070	Ø 254,0 x 64,5 / 255,6
2.8 D	64	01/99 → 02/02	➡	Nutzlast [kg]: 1.400		24.0225-4002.1	480048	Ø 254,0 x 64,4 / 255,6
			➡	→ S 16209999; Nutzlast [kg]: 1.800		24.0225-4005.1	480070	Ø 254,0 x 64,5 / 255,6
 Bremsbackensatz								
1.9 TD	66	06/94 → 04/02	➡	12/98 → 10/01; Nutzlast ab [kg] 1.000 Nutzlast bis [kg] 1.400; nicht für Wohnmobile		03.0137-0333.2	650333	TRW Ø 254 x 57 + HEB
↓						03.0520-0925.3	690925	TRW Ø 254 x 57 Ø 25,4 + RZ / + Zub TopKit










	kw			 	! #		
PEUGEOT - BOXER Pritsche/Fahrgestell (ZCT_) 03/94 → 04/02							
Bremsbackensatz							
1.9 TD	66	06/94 → 04/02	➔	11/01 → 03/02; Nutzlast ab [kg] 1.000 Nutzlast bis [kg] 1.400; nicht für Wohnmobile		03.0137-0432.2 650432 03.0520-0326.3 690326	AP Ø 254 x 57 + HEB AP Ø 254 x 57 Ø 26,99 + RZ / + Zub TopKit
1.9 TD	68	07/94 → 04/02	➔	07/96 → 10/01; Nutzlast ab [kg] 1.000 Nutzlast bis [kg] 1.400; nicht für Wohnmobile		03.0137-0333.2 650333 03.0520-0925.3 690925	TRW Ø 254 x 57 + HEB TRW Ø 254 x 57 Ø 25,4 + RZ / + Zub TopKit
			➔	11/01 → 03/02; Nutzlast ab [kg] 1.000 Nutzlast bis [kg] 1.400; nicht für Wohnmobile		03.0137-0432.2 650432 03.0520-0326.3 690326	AP Ø 254 x 57 + HEB AP Ø 254 x 57 Ø 26,99 + RZ / + Zub TopKit
2.0 i	80	06/94 → 04/02	➔	→ 10/01; Nutzlast ab [kg] 1.000 Nutzlast bis [kg] 1.400; nicht für Wohnmobile		03.0137-0333.2 650333 03.0520-0925.3 690925	TRW Ø 254 x 57 + HEB TRW Ø 254 x 57 Ø 25,4 + RZ / + Zub TopKit
			➔	→ 10/01; Nutzlast [kg]: 1.800; nicht für Wohnmobile		03.0137-0334.2 650334 03.0520-0728.3 690728	TRW Ø 254 x 57 + HEB TRW Ø 254 x 57 Ø 28,57 + RZ / + Zub TopKit
			➔	11/01 → 03/02; Nutzlast ab [kg] 1.000 Nutzlast bis [kg] 1.400; nicht für Wohnmobile		03.0137-0432.2 650432 03.0520-0326.3 690326	AP Ø 254 x 57 + HEB AP Ø 254 x 57 Ø 26,99 + RZ / + Zub TopKit
2.5 D 2.5 D 4x4	63 63	03/94 → 04/02 07/99 → 04/02	➔	→ 10/01; Nutzlast [kg]: 1.400; nicht für Wohnmobile		03.0137-0333.2 650333 03.0520-0925.3 690925	TRW Ø 254 x 57 + HEB TRW Ø 254 x 57 Ø 25,4 + RZ / + Zub TopKit
			➔	→ 10/01; Nutzlast [kg]: 1.800; nicht für Wohnmobile		03.0137-0334.2 650334 03.0520-0728.3 690728	TRW Ø 254 x 57 + HEB TRW Ø 254 x 57 Ø 28,57 + RZ / + Zub TopKit
			➔	11/01 → 03/02; Nutzlast [kg]: 1.400; nicht für Wohnmobile		03.0137-0432.2 650432 03.0520-0326.3 690326	AP Ø 254 x 57 + HEB AP Ø 254 x 57 Ø 26,99 + RZ / + Zub TopKit
2.5 TD 2.5 TDI 2.5 TDI 4x4 2.8 HDI	76 79 79 94	03/94 → 04/02 01/97 → 04/02 07/99 → 04/02 11/00 → 04/02	➔	→ 10/01; Nutzlast [kg]: 1.400; nicht für Wohnmobile		03.0137-0333.2 650333 03.0520-0226.3 690226	TRW Ø 254 x 57 + HEB TRW Ø 254 x 57 Ø 26,99 + RZ / + Zub TopKit
			➔	→ 10/01; Nutzlast [kg]: 1.800; nicht für Wohnmobile		03.0137-0334.2 650334 03.0520-0728.3 690728	TRW Ø 254 x 57 + HEB TRW Ø 254 x 57 Ø 28,57 + RZ / + Zub TopKit
			➔	11/01 → 03/02; Nutzlast [kg]: 1.400; nicht für Wohnmobile		03.0137-0432.2 650432 03.0520-0326.3 690326	AP Ø 254 x 57 + HEB AP Ø 254 x 57 Ø 26,99 + RZ / + Zub TopKit
2.8 D	64	01/99 → 02/02	➔	→ S 16206253; Nutzlast [kg]: 1.400; nicht für Wohnmobile		03.0137-0333.2 650333	TRW Ø 254 x 57 + HEB
			➔	→ S 16209999; Nutzlast [kg]: 1.800; nicht für Wohnmobile		03.0137-0334.2 650334	TRW Ø 254 x 57 + HEB
			➔	S 16204256 →; Nutzlast [kg]: 1.400; nicht für Wohnmobile		03.0137-0432.2 650432	AP Ø 254 x 57 + HEB
Seilzug, Feststellbremse							
1.9 TD	66	06/94 → 04/02	➔	⚠; 12/98 →; → S 16158427; Nutzlast ab [kg] 1.000 Nutzlast bis [kg] 1.400; Scheiben/Trommel	1	24.3727-0340.2 580340	L= 3.025
			➔	⚠; S 16194400 →; → 03/02; Nutzlast ab [kg] 1.000 Nutzlast bis [kg] 1.400; Trommelbremse	1	24.3727-0343.2 580343	L= 2.827
			➔	⚠; S 16158428 → S 16194399; Nutzlast ab [kg] 1.000 Nutzlast bis [kg] 1.400; Scheiben/Trommel	1	24.3727-0344.2 580344	L= 2.806
			➔	⚠; S 16194400 →; → 03/02; Nutzlast ab [kg] 1.000 Nutzlast bis [kg] 1.400; Scheibenbremse	1	24.3727-0348.2 580348	L= 2.715
1.9 TD	68	07/94 → 04/02	➔	⚠; 07/96 →; → S 16158427; Nutzlast ab [kg] 1.000 Nutzlast bis [kg] 1.400; Scheiben/Trommel	1	24.3727-0340.2 580340	L= 3.025
			➔	⚠; S 16194400 →; → 03/02; Nutzlast ab [kg] 1.000 Nutzlast bis [kg] 1.400; Trommelbremse	1	24.3727-0343.2 580343	L= 2.827
			➔	⚠; S 16158428 → S 16194399; Nutzlast ab [kg] 1.000 Nutzlast bis [kg] 1.400; Scheiben/Trommel	1	24.3727-0344.2 580344	L= 2.806
			➔	⚠; S 16194400 →; → 03/02; Nutzlast ab [kg] 1.000 Nutzlast bis [kg] 1.400; Scheibenbremse	1	24.3727-0348.2 580348	L= 2.715
2.0 i	80	06/94 → 04/02	➔	⚠; → S 16158427; Nutzlast ab [kg] 1.000 Nutzlast bis [kg] 1.800; Scheiben/Trommel	1	24.3727-0340.2 580340	L= 3.025
↓							











	kw					! #		
PEUGEOT - BOXER Pritsche/Fahrgestell (ZCT_) 03/94→04/02								
 Seilzug, Feststellbremse								
2.0 i	80	06/94→04/02	➔	⚠; S 16194400→; → 03/02; Nutzlast ab [kg] 1.000 Nutzlast bis [kg] 1.800; Trommelbremse	1	24.3727-0343.2	580343	L= 2.827
				⚠; S 16158428→ S 16194399; Nutzlast ab [kg] 1.000 Nutzlast bis [kg] 1.800; Scheiben/Trommel	1	24.3727-0344.2	580344	L= 2.806
				⚠; S 16194400→; → 03/02; Nutzlast ab [kg] 1.000 Nutzlast bis [kg] 1.800; Scheibenbremse	1	24.3727-0348.2	580348	L= 2.715
2.5 D 2.5 TD 2.5 TDI 2.8 HDI	63 76 79 94	03/94→04/02 03/94→04/02 01/97→04/02 11/00→04/02	➔	⚠; → S 16158427; Nutzlast ab [kg] 1.400 Nutzlast bis [kg] 1.800; Scheiben/Trommel	1	24.3727-0340.2	580340	L= 3.025
				⚠; S 16194400→; → 03/02; Nutzlast ab [kg] 1.400 Nutzlast bis [kg] 1.800; Trommelbremse	1	24.3727-0343.2	580343	L= 2.827
				⚠; S 16158428→ S 16194399; Nutzlast ab [kg] 1.400 Nutzlast bis [kg] 1.800; Scheiben/Trommel	1	24.3727-0344.2	580344	L= 2.806
				⚠; S 16194400→; → 03/02; Nutzlast ab [kg] 1.400 Nutzlast bis [kg] 1.800; Scheibenbremse	1	24.3727-0348.2	580348	L= 2.715
2.8 D	64	01/99→02/02	➔	⚠; → S 16158427; Nutzlast ab [kg] 1.400 Nutzlast bis [kg] 1.800; Scheiben/Trommel	1	24.3727-0340.2	580340	L= 3.025
				⚠; S 16194400→; Nutzlast ab [kg] 1.400 Nutzlast bis [kg] 1.800; Trommelbremse	1	24.3727-0343.2	580343	L= 2.827
				⚠; S 16158428→ S 16194399; Nutzlast ab [kg] 1.400 Nutzlast bis [kg] 1.800; Scheiben/Trommel	1	24.3727-0344.2	580344	L= 2.806
				⚠; S 16194400→; Nutzlast ab [kg] 1.400 Nutzlast bis [kg] 1.800; Scheibenbremse	1	24.3727-0348.2	580348	L= 2.715
2.8 HDi	93	10/00→11/01	➔	⚠; 11/00→; → S 16158427; Nutzlast ab [kg] 1.400 Nutzlast bis [kg] 1.800; Scheiben/Trommel	1	24.3727-0340.2	580340	L= 3.025
				⚠; S 16194400→; Nutzlast ab [kg] 1.400 Nutzlast bis [kg] 1.800; Trommelbremse	1	24.3727-0343.2	580343	L= 2.827
				⚠; S 16158428→ S 16194399; Nutzlast ab [kg] 1.400 Nutzlast bis [kg] 1.800; Scheiben/Trommel	1	24.3727-0344.2	580344	L= 2.806
				⚠; S 16194400→; Nutzlast ab [kg] 1.400 Nutzlast bis [kg] 1.800; Scheibenbremse	1	24.3727-0348.2	580348	L= 2.715
PEUGEOT - EXPERT (224_) 10/95→12/06								
 Radbremszylinder								
1.6 1.8 1.9 D 1.9 D 1.9 TD 2.0 2.0 HDi 2.0 HDI 2.0 HDI 16V	58 74 51 51 66 100 69 80 80	02/96→09/00 10/96→09/00 02/96→12/98 12/03→12/06 02/96→09/00 07/00→12/06 10/00→10/06 07/00→12/06 07/00→12/06	➔			24.3219-1704.3	020374	Ø 19,05 GG
1.9 TD	68	02/96→05/98	➔	04/96→		24.3219-1704.3	020374	Ø 19,05 GG
Zubehörsatz, Bremsbacken								
1.6 1.8 1.9 D 1.9 D 1.9 TD 2.0 2.0 HDi 2.0 HDI 2.0 HDI 16V	58 74 51 51 66 100 69 80 80	02/96→09/00 10/96→09/00 02/96→12/98 12/03→12/06 02/96→09/00 07/00→12/06 10/00→10/06 07/00→12/06 07/00→12/06	➔			03.0137-9208.2	669208	
1.9 TD	68	02/96→05/98	➔	04/96→		03.0137-9208.2	669208	
 Bremstrommel								
1.6 1.8 1.9 D 1.9 D 1.9 TD 2.0 2.0 HDi 2.0 HDI	58 74 51 51 66 100 69 80	02/96→09/00 10/96→09/00 02/96→12/98 12/03→12/06 02/96→09/00 07/00→12/06 10/00→10/06 07/00→12/06	➔			24.0225-5003.1	480066	Ø 255,0 x 67 / 256










	kW					! #		
PEUGEOT - EXPERT (224_) 10/95→12/06								
 Bremstrommel								
2.0 HDI 16V	80	07/00→12/06	➔				24.0225-5003.1 480066	Ø 255,0 x 67 / 256
1.9 TD	68	02/96→05/98	➔	04/96→			24.0225-5003.1 480066	Ø 255,0 x 67 / 256
 Bremsbackensatz								
1.6	58	02/96→09/00	➔				03.0137-0314.2 650314	Ø 255 x 61
1.8	74	10/96→09/00					03.0520-2619.3 692619	BDX Ø 255 x 61 Ø 19,05 + RZ / + Zub TopKit
1.9 D	51	02/96→12/98						
1.9 D	51	12/03→12/06						
1.9 TD	66	02/96→09/00						
2.0	100	07/00→12/06						
2.0 HDi	69	10/00→10/06						
2.0 HDI	80	07/00→12/06						
2.0 HDI 16V	80	07/00→12/06						
1.9 TD	68	02/96→05/98	➔	04/96→			03.0137-0314.2 650314 03.0520-2619.3 692619	Ø 255 x 61 BDX Ø 255 x 61 Ø 19,05 + RZ / + Zub TopKit
 Seilzug, Feststellbremse								
1.6	58	02/96→09/00	←	⬆; nicht für verlängerten Radstand; Trommelbremse	1	24.3727-0336.2 580336	L= 500	
1.8	74	10/96→09/00						
1.9 D	51	02/96→12/98	←	⬆; für verlängerten Radstand; Trommelbremse	1	24.3727-0341.2 580341	L= 900	
1.9 D	51	12/03→12/06						
1.9 TD	66	02/96→09/00	➔	☐; für Linkslenker; Trommelbremse		24.3727-0531.2 580531	L= 2.286	
2.0	100	07/00→12/06	➔			24.3727-0532.2 580532	L= 1.063	
2.0 HDi	69	10/00→10/06	➔	☐; Trommelbremse				
2.0 HDI	80	07/00→12/06						
2.0 HDI 16V	80	07/00→12/06						
1.9 TD	68	02/96→05/98	←	⬆; 04/96→; nicht für verlängerten Radstand; Trommelbremse	1	24.3727-0336.2 580336	L= 500	
			←	⬆; 04/96→; für verlängerten Radstand; Trommelbremse	1	24.3727-0341.2 580341	L= 900	
			➔	☐; 04/96→; für Linkslenker; Trommelbremse		24.3727-0531.2 580531	L= 2.286	
			➔	☐; 04/96→; Trommelbremse		24.3727-0532.2 580532	L= 1.063	
PEUGEOT - EXPERT Kasten (222) 07/95→03/08								
 Radbremszylinder								
1.6	58	02/96→09/00	➔				24.3219-1704.3 020374	Ø 19,05 GG
1.8	74	10/96→09/00						
1.9 D	51	02/96→12/98						
1.9 D 70	51	12/98→12/06						
1.9 TD	66	02/96→09/00						
2.0	100	09/02→12/06						
2.0 HDI	69	07/00→12/06						
2.0 HDI	80	07/00→12/06						
1.9 TD	68	02/96→05/98	➔	04/96→			24.3219-1704.3 020374	Ø 19,05 GG
Zubehörsatz, Bremsbacken								
1.6	58	02/96→09/00	➔				03.0137-9208.2 669208	
1.8	74	10/96→09/00						
1.9 D	51	02/96→12/98						
1.9 D 70	51	12/98→12/06						
1.9 TD	66	02/96→09/00						
2.0	100	09/02→12/06						
2.0 HDI	69	07/00→12/06						
2.0 HDI	80	07/00→12/06						
1.9 TD	68	02/96→05/98	➔	04/96→			03.0137-9208.2 669208	
 Bremstrommel								
1.6	58	02/96→09/00	➔				24.0225-5003.1 480066	Ø 255,0 x 67 / 256
1.8	74	10/96→09/00						
1.9 D	51	02/96→12/98						
1.9 D 70	51	12/98→12/06						
1.9 TD	66	02/96→09/00						
2.0	100	09/02→12/06						
2.0 HDI	69	07/00→12/06						
2.0 HDI	80	07/00→12/06						
1.9 TD	68	02/96→05/98	➔	04/96→			24.0225-5003.1 480066	Ø 255,0 x 67 / 256
 Bremsbackensatz								
1.6	58	02/96→09/00	➔				03.0137-0314.2 650314	Ø 255 x 61
1.8	74	10/96→09/00					03.0520-2619.3 692619	BDX Ø 255 x 61 Ø 19,05 + RZ / + Zub TopKit
1.9 D	51	02/96→12/98						













	kw					! #		
PEUGEOT - EXPERT Kasten (222) 07/95→03/08								
 Bremsbackensatz								
1.9 D 70	51	12/98→12/06	➔				03.0137-0314.2 650314	Ø 255 x 61
1.9 TD	66	02/96→09/00					03.0520-2619.3 692619	BDX Ø 255 x 61 Ø 19,05 + RZ / + Zub TopKit
2.0	100	09/02→12/06						
2.0 HDi	69	07/00→12/06						
2.0 HDi	80	07/00→12/06						
1.9 TD	68	02/96→05/98	➔	04/96→			03.0137-0314.2 650314	Ø 255 x 61
							03.0520-2619.3 692619	BDX Ø 255 x 61 Ø 19,05 + RZ / + Zub TopKit
 Seilzug, Feststellbremse								
1.6	58	02/96→09/00	⬅	 ; nicht für verlängerten Radstand; Trommelbremse	1	24.3727-0336.2 580336	L= 500	
1.8	74	10/96→09/00						
1.9 D	51	02/96→12/98	⬅	 ; für verlängerten Radstand; Trommelbremse	1	24.3727-0341.2 580341	L= 900	
1.9 D 70	51	12/98→12/06						
1.9 TD	66	02/96→09/00	➔	 ; für Linkslenker; Trommelbremse		24.3727-0531.2 580531	L= 2.286	
2.0	100	09/02→12/06	➔	 ; Trommelbremse		24.3727-0532.2 580532	L= 1.063	
2.0 HDi	69	07/00→12/06	➔					
2.0 HDi	80	07/00→12/06	➔					
1.9 TD	68	02/96→05/98	⬅	 ; 04/96→; nicht für verlängerten Radstand; Trommelbremse	1	24.3727-0336.2 580336	L= 500	
			⬅	 ; 04/96→; für verlängerten Radstand; Trommelbremse	1	24.3727-0341.2 580341	L= 900	
			➔	 ; 04/96→; für Linkslenker; Trommelbremse		24.3727-0531.2 580531	L= 2.286	
			➔	 ; 04/96→; Trommelbremse		24.3727-0532.2 580532	L= 1.063	
PEUGEOT - EXPERT Kasten (VF3A_, VF3U_, VF3X_) 01/07→								
 Radbremsszylinder								
1.6 HDi 90 16V	66	01/07→	➔				24.3222-1726.3 020518	TRW Ø 22,2 ALU
1.6 HDi 90 8V	66	01/07→						
Zubehörsatz, Bremsbacken								
1.6 HDi 90 16V	66	01/07→	➔				03.0137-9219.2 669219	TRW
1.6 HDi 90 8V	66	01/07→						
 Bremsbackensatz								
1.6 HDi 90 16V	66	01/07→	➔	nicht für Wohnmobile			03.0137-0334.2 650334	TRW Ø 254 x 57 + HEB
1.6 HDi 90 8V	66	01/07→					03.0520-7122.3 697122	TRW Ø 254 x 57 Ø 22,2 + RZ / + Zub TopKit
PEUGEOT - EXPERT Pritsche/Fahrgestell 01/07→								
 Radbremsszylinder								
1.6 HDi 90 16V	66	01/07→	➔				24.3222-1726.3 020518	TRW Ø 22,2 ALU
1.6 HDi 90 8V	66	01/07→						
Zubehörsatz, Bremsbacken								
1.6 HDi 90 16V	66	01/07→	➔				03.0137-9219.2 669219	TRW
1.6 HDi 90 8V	66	01/07→						
 Bremsbackensatz								
1.6 HDi 90 16V	66	01/07→	➔	nicht für Wohnmobile			03.0137-0334.2 650334	TRW Ø 254 x 57 + HEB
1.6 HDi 90 8V	66	01/07→					03.0520-7122.3 697122	TRW Ø 254 x 57 Ø 22,2 + RZ / + Zub TopKit
PEUGEOT - EXPERT Pritsche/Fahrgestell (223) 12/95→12/06								
 Radbremsszylinder								
1.6	58	02/96→09/00	➔				24.3219-1704.3 020374	Ø 19,05 GG
1.9 D	51	02/96→12/98						
1.9 TD	66	02/96→09/00						
1.9 TD	68	02/96→05/98	➔	04/96→			24.3219-1704.3 020374	Ø 19,05 GG
Zubehörsatz, Bremsbacken								
1.6	58	02/96→09/00	➔				03.0137-9208.2 669208	
1.9 D	51	02/96→12/98						
1.9 TD	66	02/96→09/00						
1.9 TD	68	02/96→05/98	➔	04/96→			03.0137-9208.2 669208	
 Bremstrommel								
1.6	58	02/96→09/00	➔				24.0225-5003.1 480066	Ø 255,0 x 67 / 256
1.9 D	51	02/96→12/98						
1.9 TD	66	02/96→09/00						











	kW				! #		
PEUGEOT - EXPERT Pritsche/Fahrgestell (223) 12/95→12/06							
 Bremstrommel							
1.9 TD	68	02/96→05/98	➔	04/96→		24.0225-5003.1 480066	Ø 255,0 x 67 / 256
 Bremsbackensatz							
1.6	58	02/96→09/00	➔			03.0137-0314.2 650314	Ø 255 x 61
1.9 D	51	02/96→12/98				03.0520-2619.3 692619	BDX Ø 255 x 61 Ø 19,05 + RZ / + Zub TopKit
1.9 TD	66	02/96→09/00					
1.9 TD	68	02/96→05/98	➔	04/96→		03.0137-0314.2 650314	Ø 255 x 61
						03.0520-2619.3 692619	BDX Ø 255 x 61 Ø 19,05 + RZ / + Zub TopKit
 Seilzug, Feststellbremse							
1.6	58	02/96→09/00	←	⬆; nicht für verlängerten Radstand; Trommelbremse	1	24.3727-0336.2 580336	L= 500
1.9 D	51	02/96→12/98					
1.9 TD	66	02/96→09/00	←	⬆; für verlängerten Radstand; Trommelbremse	1	24.3727-0341.2 580341	L= 900
			➔	⬇; für Linkslenker; Trommelbremse		24.3727-0531.2 580531	L= 2.286
			➔	⬇; Trommelbremse		24.3727-0532.2 580532	L= 1.063
1.9 TD	68	02/96→05/98	←	⬆; 04/96→; nicht für verlängerten Radstand; Trommelbremse	1	24.3727-0336.2 580336	L= 500
			←	⬆; 04/96→; für verlängerten Radstand; Trommelbremse	1	24.3727-0341.2 580341	L= 900
			➔	⬇; 04/96→; für Linkslenker; Trommelbremse		24.3727-0531.2 580531	L= 2.286
			➔	⬇; 04/96→; Trommelbremse		24.3727-0532.2 580532	L= 1.063
PEUGEOT - EXPERT Tepee (VF3X_) 01/07→							
 Radbremszylinder							
1.6 HDi 90 16V	66	01/07→03/16	➔			24.3222-1726.3 020518	TRW Ø 22,2 ALU
1.6 HDi 90 8V	66	01/07→03/16					
Zubehörsatz, Bremsbacken							
1.6 HDi 90 16V	66	01/07→03/16	➔			03.0137-9219.2 669219	TRW
1.6 HDi 90 8V	66	01/07→03/16					
 Bremsbackensatz							
1.6 HDi 90 16V	66	01/07→03/16	➔	nicht für Wohnmobile		03.0137-0334.2 650334	TRW Ø 254 x 57 + HEB
1.6 HDi 90 8V	66	01/07→03/16				03.0520-7122.3 697122	TRW Ø 254 x 57 Ø 22,2 + RZ / + Zub TopKit
PEUGEOT - ION 11/10→							
 Bremsbackensatz							
Electric	35	11/10→	➔			03.0137-0525.2 650525	Ø 203 x 32 - HEB
Electric	47	11/10→					
Electric	49	01/11→					
PEUGEOT - PARTNER Combispace (5_, G_) 05/96→12/15							
 Radbremszylinder							
1.1	44	06/96→10/02	➔	07/96→		24.3222-1734.3 020539	TRW Ø 22,2 ALU
1.9 D	50	06/96→12/02					
1.4	55	06/96→12/15	➔	07/96→ 03/08		24.3222-1734.3 020539	TRW Ø 22,2 ALU
1.6 16V	80	07/01→03/08	➔	- ESP		24.3222-1734.3 020539	TRW Ø 22,2 ALU
2.0 HDi 4x4	66	04/04→08/05					
1.6 HDi 75	55	08/05→07/08	➔	→ 03/08; - ESP		24.3222-1734.3 020539	TRW Ø 22,2 ALU
2.0 HDI	66	02/00→07/08					
1.6 HDi 90	66	08/05→12/15	➔	02/06→ 03/08; - ESP		24.3222-1734.3 020539	TRW Ø 22,2 ALU
1.8	66	05/97→12/02	➔			24.3222-1734.3 020539	TRW Ø 22,2 ALU
1.9 D	51	05/96→12/98	➔	12/98→		24.3222-1734.3 020539	TRW Ø 22,2 ALU
1.9 D	51	01/99→07/08	➔	→ 03/08		24.3222-1734.3 020539	TRW Ø 22,2 ALU
Zubehörsatz, Bremsbacken							
1.1	44	06/96→10/02	➔	07/96→		03.0137-9220.2 669220	TRW
1.9 D	50	06/96→12/02					
1.4	55	06/96→12/15	➔	07/96→ 03/08		03.0137-9220.2 669220	TRW
1.6 16V	80	07/01→03/08	➔	- ESP		03.0137-9220.2 669220	TRW
2.0 HDi 4x4	66	04/04→08/05					
1.6 HDi 75	55	08/05→07/08	➔	→ 03/08; - ESP		03.0137-9220.2 669220	TRW
2.0 HDI	66	02/00→07/08					














	kw				! #		
PEUGEOT - PARTNER Combispace (5_, G_) 05/96→12/15							
Zubehörsatz, Bremsbacken							
1.6 HDi 90	66	08/05→12/15	➡	02/06→ 03/08; - ESP		03.0137-9220.2 669220	TRW
1.8	66	05/97→12/02	➡			03.0137-9220.2 669220	TRW
1.9 D	51	05/96→12/98	➡	12/98→		03.0137-9220.2 669220	TRW
1.9 D	51	01/99→07/08	➡	→ 03/08		03.0137-9220.2 669220	TRW
 Bremstrommel							
1.1 1.9 D	44 50	06/96→10/02 06/96→12/02	➡	07/96→		24.0222-8017.1 480071	Ø 229,0 x 50,8 / 230
1.4	55	06/96→12/15	➡	07/96→ 03/08		24.0222-8017.1 480071	Ø 229,0 x 50,8 / 230
1.6 16V 2.0 HDi 4x4	80 66	07/01→03/08 04/04→08/05	➡	- ESP		24.0222-8017.1 480071	Ø 229,0 x 50,8 / 230
1.6 HDi 75 2.0 HDI	55 66	08/05→07/08 02/00→07/08	➡	→ 03/08; - ESP		24.0222-8017.1 480071	Ø 229,0 x 50,8 / 230
1.6 HDi 90	66	08/05→12/15	➡	02/06→ 03/08; - ESP		24.0222-8017.1 480071	Ø 229,0 x 50,8 / 230
1.8	66	05/97→12/02	➡			24.0222-8017.1 480071	Ø 229,0 x 50,8 / 230
1.9 D	51	05/96→12/98	➡	12/98→		24.0222-8017.1 480071	Ø 229,0 x 50,8 / 230
1.9 D	51	01/99→07/08	➡	→ 03/08		24.0222-8017.1 480071	Ø 229,0 x 50,8 / 230
 Bremsbackensatz							
1.1 1.9 D	44 50	06/96→10/02 06/96→12/02	➡	07/96→		03.0137-0341.2 650341	TRW Ø 229 x 42 + HEB
			➡	Orga 08001→		03.0520-6322.3 696322	TRW Ø 229 x 42 Ø 22,2 + RZ / + Zub TopKit
			➡	07/96→; →Orga 08000		03.0520-6322.3 696322	TRW Ø 229 x 42 Ø 22,2 + RZ / + Zub TopKit
1.4	55	06/96→12/15	➡	07/96→ 03/08		03.0137-0341.2 650341	TRW Ø 229 x 42 + HEB
			➡	Orga 08001→; → 03/08		03.0520-6322.3 696322	TRW Ø 229 x 42 Ø 22,2 + RZ / + Zub TopKit
			➡	07/96→; →Orga 08000		03.0520-6322.3 696322	TRW Ø 229 x 42 Ø 22,2 + RZ / + Zub TopKit
1.6 16V 2.0 HDi 4x4	80 66	07/01→03/08 04/04→08/05	➡	- ESP		03.0137-0341.2 650341	TRW Ø 229 x 42 + HEB
						03.0520-6322.3 696322	TRW Ø 229 x 42 Ø 22,2 + RZ / + Zub TopKit
1.6 HDi 75 2.0 HDI	55 66	08/05→07/08 02/00→07/08	➡	→ 03/08; - ESP		03.0137-0341.2 650341	TRW Ø 229 x 42 + HEB
						03.0520-6322.3 696322	TRW Ø 229 x 42 Ø 22,2 + RZ / + Zub TopKit
1.6 HDi 90	66	08/05→12/15	➡	02/06→ 03/08; - ESP		03.0137-0341.2 650341	TRW Ø 229 x 42 + HEB
						03.0520-6322.3 696322	TRW Ø 229 x 42 Ø 22,2 + RZ / + Zub TopKit
1.8	66	05/97→12/02	➡			03.0137-0341.2 650341	TRW Ø 229 x 42 + HEB
			➡	Orga 08001→		03.0520-6322.3 696322	TRW Ø 229 x 42 Ø 22,2 + RZ / + Zub TopKit
			➡	→Orga 08000		03.0520-6322.3 696322	TRW Ø 229 x 42 Ø 22,2 + RZ / + Zub TopKit
1.9 D	51	05/96→12/98	➡	12/98→		03.0137-0341.2 650341	TRW Ø 229 x 42 + HEB
			➡	12/98→; →Orga 08000		03.0520-6322.3 696322	TRW Ø 229 x 42 Ø 22,2 + RZ / + Zub TopKit
			➡	Orga 08001→		03.0520-6322.3 696322	TRW Ø 229 x 42 Ø 22,2 + RZ / + Zub TopKit
1.9 D	51	01/99→07/08	➡	→ 03/08		03.0137-0341.2 650341	TRW Ø 229 x 42 + HEB
			➡	→Orga 08000		03.0520-6322.3 696322	TRW Ø 229 x 42 Ø 22,2 + RZ / + Zub TopKit
			➡	Orga 08001→; → 03/08		03.0520-6322.3 696322	TRW Ø 229 x 42 Ø 22,2 + RZ / + Zub TopKit
 Seilzug, Feststellbremse							
1.1 1.9 D	44 50	06/96→10/02 06/96→12/02	➡	☐; 07/96→; →Orga 08393; Trommelbremse		24.3727-0314.2 580314	L= 1.745
			➡	☐; Orga 08394→; Trommelbremse		24.3727-0314.2 580314	L= 1.745
			➡	☐; 07/96→; →Orga 08393; Trommelbremse		24.3727-0315.2 580315	L= 1.818
			➡	☐; Orga 08394→; Trommelbremse		24.3727-0339.2 580339	L= 1.850
1.4	55	06/96→12/15	➡	☐; 07/96→; →Orga 08393; Trommelbremse		24.3727-0314.2 580314	L= 1.745
			➡	☐; Orga 08394→; → 03/08; Trommelbremse		24.3727-0314.2 580314	L= 1.745
↓							














	kw					! #		
PEUGEOT - PARTNER Combispace (5_, G_) 05/96→12/15								
 Seilzug, Feststellbremse								
1.4	55	06/96→12/15	➡	<input type="checkbox"/> ; 07/96→; →Orga 08393; Trommelbremse			24.3727-0315.2 580315	L= 1.818
			➡	<input type="checkbox"/> ; Orga 08394→; → 03/08; Trommelbremse			24.3727-0339.2 580339	L= 1.850
1.6 16V 2.0 HDi 4x4	80 66	07/01→03/08 04/04→08/05	➡	<input type="checkbox"/> ; - ESP; Trommelbremse			24.3727-0314.2 580314	L= 1.745
			➡	<input type="checkbox"/> ; - ESP; Trommelbremse			24.3727-0339.2 580339	L= 1.850
			➡	<input type="checkbox"/> ; + ESP; Scheibenbremse			24.3727-0347.2 580347	L= 1.923
			➡	<input type="checkbox"/> ; + ESP; Scheibenbremse			24.3727-0349.2 580349	L= 1.820
1.6 HDi 75 2.0 HDi	55 66	08/05→07/08 02/00→07/08	➡	<input type="checkbox"/> ; → 03/08; - ESP; Trommelbremse			24.3727-0314.2 580314	L= 1.745
			➡	<input type="checkbox"/> ; → 03/08; - ESP; Trommelbremse			24.3727-0339.2 580339	L= 1.850
			➡	<input type="checkbox"/> ; → 03/08; + ESP; Scheibenbremse			24.3727-0347.2 580347	L= 1.923
			➡	<input type="checkbox"/> ; → 03/08; + ESP; Scheibenbremse			24.3727-0349.2 580349	L= 1.820
1.6 HDi 90	66	08/05→12/15	➡	<input type="checkbox"/> ; 02/06→ 03/08; - ESP; Trommelbremse			24.3727-0314.2 580314	L= 1.745
			➡	<input type="checkbox"/> ; 02/06→ 03/08; - ESP; Trommelbremse			24.3727-0339.2 580339	L= 1.850
			➡	<input type="checkbox"/> ; 02/06→ 03/08; + ESP; Scheibenbremse			24.3727-0347.2 580347	L= 1.923
			➡	<input type="checkbox"/> ; 02/06→ 03/08; + ESP; Scheibenbremse			24.3727-0349.2 580349	L= 1.820
1.8	66	05/97→12/02	➡	<input type="checkbox"/> ; Orga 08394→; Trommelbremse			24.3727-0314.2 580314	L= 1.745
			➡	<input type="checkbox"/> ; →Orga 08393; Trommelbremse			24.3727-0314.2 580314	L= 1.745
			➡	<input type="checkbox"/> ; →Orga 08393; Trommelbremse			24.3727-0315.2 580315	L= 1.818
			➡	<input type="checkbox"/> ; Orga 08394→; Trommelbremse			24.3727-0339.2 580339	L= 1.850
1.9 D	51	05/96→12/98	➡	<input type="checkbox"/> ; 12/98→; →Orga 08393; Trommelbremse			24.3727-0314.2 580314	L= 1.745
			➡	<input type="checkbox"/> ; Orga 08394→; Trommelbremse			24.3727-0314.2 580314	L= 1.745
			➡	<input type="checkbox"/> ; 12/98→; →Orga 08393; Trommelbremse			24.3727-0315.2 580315	L= 1.818
			➡	<input type="checkbox"/> ; Orga 08394→; Trommelbremse			24.3727-0339.2 580339	L= 1.850
1.9 D	51	01/99→07/08	➡	<input type="checkbox"/> ; Orga 08394→; → 03/08; Trommelbremse			24.3727-0314.2 580314	L= 1.745
			➡	<input type="checkbox"/> ; →Orga 08393; Trommelbremse			24.3727-0314.2 580314	L= 1.745
			➡	<input type="checkbox"/> ; →Orga 08393; Trommelbremse			24.3727-0315.2 580315	L= 1.818
			➡	<input type="checkbox"/> ; Orga 08394→; → 03/08; Trommelbremse			24.3727-0339.2 580339	L= 1.850
PEUGEOT - PARTNER Kasten 04/08→								
 Seilzug, Feststellbremse								
1.6 1.6 1.6 1.6 1.6 BlueHDi 100 1.6 BlueHDi 120 1.6 HDi 1.6 HDi 1.6 HDi 1.6 HDi 1.6 HDi 16V 1.6 HDi 16V 1.6 HDi 90 Électrique	66 72 80 88 73 88 55 66 80 84 66 68 68 49	04/08→ 11/10→ 04/08→ 04/10→ 04/15→ 04/15→ 04/08→ 12/11→ 04/08→ 03/13→ 04/08→ 04/10→ 04/10→ 06/13→	➡	<input type="checkbox"/> ; Scheibenbremse		2	24.3727-0853.2 580853	L= 2.398
1.6 HDi / BlueHDi 75	55	07/11→	➡	<input type="checkbox"/> ; 01/15→; Scheibenbremse		2	24.3727-0853.2 580853	L= 2.398
PEUGEOT - PARTNER Kasten (5_, G_) 06/96→12/15								
 Radbremszylinder								
1.1 1.8 D 1.9 D	44 43 51	06/96→09/05 06/96→12/02 06/96→12/02	➡	07/96→			24.3222-1734.3 020539	TRW Ø 22,2 ALU
1.4 1.9 D	55 51	06/96→12/15 06/96→12/15	➡	07/96→ 03/08			24.3222-1734.3 020539	TRW Ø 22,2 ALU
1.4 BiFuel 1.6 HDi 75 1.9 D 4x4	55 55 51	04/03→10/06 08/05→07/08 04/04→07/11	➡				24.3222-1734.3 020539	TRW Ø 22,2 ALU
1.6 HDi 90	66	08/05→12/15	➡	→ 03/08			24.3222-1734.3 020539	TRW Ø 22,2 ALU
2.0 HDi	66	04/00→07/08	➡	→ 03/08; - ESP			24.3222-1734.3 020539	TRW Ø 22,2 ALU
↓								












	kw				! #		
PEUGEOT - PARTNER Kasten (5_, G_) 06/96→12/15							
Zubehörsatz, Bremsbacken							
1.1 1.8 D 1.9 D	44 43 51	06/96→09/05 06/96→12/02 06/96→12/02	➡	07/96→		03.0137-9220.2 669220	TRW
1.4 1.9 D	55 51	06/96→12/15 06/96→12/15	➡	07/96→ 03/08		03.0137-9220.2 669220	TRW
1.4 BiFuel 1.6 HDi 75 1.9 D 4x4	55 55 51	04/03→10/06 08/05→07/08 04/04→07/11	➡			03.0137-9220.2 669220	TRW
1.6 HDi 90	66	08/05→12/15	➡	→ 03/08		03.0137-9220.2 669220	TRW
2.0 HDi	66	04/00→07/08	➡	→ 03/08; - ESP		03.0137-9220.2 669220	TRW
 Bremstrommel							
1.1 1.8 D 1.9 D	44 43 51	06/96→09/05 06/96→12/02 06/96→12/02	➡	07/96→		24.0222-8017.1 480071	Ø 229,0 x 50,8 / 230
1.4 1.9 D	55 51	06/96→12/15 06/96→12/15	➡	07/96→ 03/08		24.0222-8017.1 480071	Ø 229,0 x 50,8 / 230
1.4 BiFuel 1.6 HDi 75 1.9 D 4x4	55 55 51	04/03→10/06 08/05→07/08 04/04→07/11	➡			24.0222-8017.1 480071	Ø 229,0 x 50,8 / 230
1.6 HDi 90	66	08/05→12/15	➡	→ 03/08		24.0222-8017.1 480071	Ø 229,0 x 50,8 / 230
2.0 HDi	66	04/00→07/08	➡	→ 03/08; - ESP		24.0222-8017.1 480071	Ø 229,0 x 50,8 / 230
 Bremsbackensatz							
1.1 1.8 D 1.9 D	44 43 51	06/96→09/05 06/96→12/02 06/96→12/02	➡	07/96→		03.0137-0341.2 650341	TRW Ø 229 x 42 + HEB
			➡	Orga 08001→		03.0520-6322.3 696322	TRW Ø 229 x 42 Ø 22,2 + RZ / + Zub TopKit
			➡	07/96→; →Orga 08000		03.0520-6322.3 696322	TRW Ø 229 x 42 Ø 22,2 + RZ / + Zub TopKit
1.4 1.9 D	55 51	06/96→12/15 06/96→12/15	➡	07/96→ 03/08		03.0137-0341.2 650341	TRW Ø 229 x 42 + HEB
			➡	Orga 08001→; → 03/08		03.0520-6322.3 696322	TRW Ø 229 x 42 Ø 22,2 + RZ / + Zub TopKit
			➡	07/96→; →Orga 08000		03.0520-6322.3 696322	TRW Ø 229 x 42 Ø 22,2 + RZ / + Zub TopKit
1.4 BiFuel 1.9 D 4x4	55 51	04/03→10/06 04/04→07/11	➡			03.0137-0341.2 650341	TRW Ø 229 x 42 + HEB
			➡	Orga 08001→		03.0520-6322.3 696322	TRW Ø 229 x 42 Ø 22,2 + RZ / + Zub TopKit
			➡	→Orga 08000		03.0520-6322.3 696322	TRW Ø 229 x 42 Ø 22,2 + RZ / + Zub TopKit
1.6 HDi 75	55	08/05→07/08	➡			03.0137-0341.2 650341	TRW Ø 229 x 42 + HEB
						03.0520-6322.3 696322	TRW Ø 229 x 42 Ø 22,2 + RZ / + Zub TopKit
1.6 HDi 90	66	08/05→12/15	➡	→ 03/08		03.0137-0341.2 650341	TRW Ø 229 x 42 + HEB
						03.0520-6322.3 696322	TRW Ø 229 x 42 Ø 22,2 + RZ / + Zub TopKit
2.0 HDi	66	04/00→07/08	➡	→ 03/08; - ESP		03.0137-0341.2 650341	TRW Ø 229 x 42 + HEB
						03.0520-6322.3 696322	TRW Ø 229 x 42 Ø 22,2 + RZ / + Zub TopKit
 Seilzug, Feststellbremse							
1.1 1.8 D 1.9 D	44 43 51	06/96→09/05 06/96→12/02 06/96→12/02	➡	<input type="checkbox"/> ; 07/96→; →Orga 08393; Trommelbremse		24.3727-0314.2 580314	L= 1.745
			➡	<input type="checkbox"/> ; Orga 08394→; Scheiben/Trommel		24.3727-0314.2 580314	L= 1.745
			➡	<input type="checkbox"/> ; 07/96→; →Orga 08393; Trommelbremse		24.3727-0315.2 580315	L= 1.818
			➡	<input type="checkbox"/> ; Orga 08394→; Scheiben/Trommel		24.3727-0339.2 580339	L= 1.850
1.4 1.9 D	55 51	06/96→12/15 06/96→12/15	➡	<input type="checkbox"/> ; 07/96→; →Orga 08393; Trommelbremse		24.3727-0314.2 580314	L= 1.745
			➡	<input type="checkbox"/> ; Orga 08394→; → 03/08; Scheiben/Trommel		24.3727-0314.2 580314	L= 1.745
			➡	<input type="checkbox"/> ; 07/96→; →Orga 08393; Trommelbremse		24.3727-0315.2 580315	L= 1.818
			➡	<input type="checkbox"/> ; Orga 08394→; → 03/08; Scheiben/Trommel		24.3727-0339.2 580339	L= 1.850
1.4 BiFuel 1.9 D 4x4	55 51	04/03→10/06 04/04→07/11	➡	<input type="checkbox"/> ; Orga 08394→; Scheiben/Trommel		24.3727-0314.2 580314	L= 1.745
			➡	<input type="checkbox"/> ; →Orga 08393; Trommelbremse		24.3727-0314.2 580314	L= 1.745
			➡	<input type="checkbox"/> ; →Orga 08393; Trommelbremse		24.3727-0315.2 580315	L= 1.818
			➡	<input type="checkbox"/> ; Orga 08394→; Scheiben/Trommel		24.3727-0339.2 580339	L= 1.850
↓							












	kW					! #		
PEUGEOT - PARTNER Kasten (5_, G_) 06/96→12/15								
 Seilzug, Feststellbremse								
1.6 HDi 75	55	08/05→07/08	➡	<input type="checkbox"/>	Scheiben/Trommel		24.3727-0314.2 580314	L= 1.745
			➡	<input type="checkbox"/>	Scheiben/Trommel		24.3727-0339.2 580339	L= 1.850
1.6 HDi 90	66	08/05→12/15	➡	<input type="checkbox"/>	→ 03/08; Scheiben/Trommel		24.3727-0314.2 580314	L= 1.745
2.0 HDi	66	04/00→07/08	➡	<input type="checkbox"/>	→ 03/08; Scheiben/Trommel		24.3727-0339.2 580339	L= 1.850
PEUGEOT - PARTNER Tepee 04/08→								
 Seilzug, Feststellbremse								
1.2 THP	81	02/16→	➡	<input checked="" type="checkbox"/>	Scheibenbremse	2	24.3727-0853.2 580853	L= 2.398
1.6 BlueHDi 100	73	12/14→						
1.6 BlueHDi 120	88	12/14→						
1.6 HDi	80	04/08→						
1.6 HDi	82	08/10→						
1.6 HDi	84	03/13→						
1.6 HDi / BlueHDi 75	55	06/08→						
1.6 HDi 16V	66	04/08→						
1.6 HDi 90	68	04/10→						
1.6 VTi	66	04/08→						
1.6 VTi	72	08/10→						
1.6 VTi	80	04/08→						
1.6 VTi	88	09/09→04/16						
PORSCHE - 718 BOXSTER (982) 04/16→								
 Bremsbackensatz, Feststellbremse								
2.0 (982320, 982321)	220	04/16→	➡				03.0137-3054.2 653054	Ø 180 x 25 - HEB
2.5 GTS (982340, 982341)	269	10/17→						
2.5 S (982330, 982331)	257	04/16→						
Zubehörsatz, Feststellbremsbacken								
2.0 (982320, 982321)	220	04/16→					03.0137-9700.2 669700	
2.5 GTS (982340, 982341)	269	10/17→						
2.5 S (982330, 982331)	257	04/16→						
PORSCHE - 718 CAYMAN (982) 04/16→								
 Bremsbackensatz, Feststellbremse								
2.0 (982120, 982121)	220	04/16→					03.0137-3054.2 653054	Ø 180 x 25 - HEB
2.5 GTS (982140, 982141)	269	10/17→						
S 2.5 (982130, 982131)	257	04/16→						
Zubehörsatz, Feststellbremsbacken								
2.0 (982120, 982121)	220	04/16→					03.0137-9700.2 669700	
2.5 GTS (982140, 982141)	269	10/17→						
S 2.5 (982130, 982131)	257	04/16→						
PORSCHE - 911 (991) 12/11→								
 Bremsbackensatz, Feststellbremse								
3.0 Carrera	272	11/15→					03.0137-3054.2 653054	Ø 180 x 25 - HEB
3.0 Carrera 4	272	11/15→						
3.0 Carrera 4 GTS	331	03/17→						
3.0 Carrera 4S	309	11/15→						
3.0 Carrera GTS	331	03/17→						
3.0 Carrera S	309	11/15→						
3.0 Carrera T	272	01/18→						
3.4 Carrera	257	12/11→						
3.4 Carrera 4	257	11/12→						
3.8 Carrera 4S	294	11/12→						
3.8 Carrera 4S / 4 GTS	316	11/12→						
3.8 Carrera S	294	12/11→						
3.8 Carrera S / GTS	316	07/12→						
3.8 GT2 RS	515	07/17→						
3.8 GT3	350	08/13→						
3.8 Turbo	383	09/13→						
3.8 Turbo	397	01/16→						
3.8 Turbo S	412	09/13→						
3.8 Turbo S	427	01/16→						
3.8 Turbo S	446	08/17→						
4.0 GT3	368	05/17→						
4.0 GT3 RS	383	05/18→						
4.0 GT3 RS / R	368	04/15→						
Zubehörsatz, Feststellbremsbacken								
3.0 Carrera	272	11/15→					03.0137-9700.2 669700	
↓								
















	kW			 	! #			
PORSCHE - 911 (991) 12/11→								
Zubehörsatz, Feststellbremsbacken								
3.0 Carrera 4	272	11/15→				03.0137-9700.2	669700	
3.0 Carrera 4 GTS	331	03/17→						
3.0 Carrera 4S	309	11/15→						
3.0 Carrera GTS	331	03/17→						
3.0 Carrera S	309	11/15→						
3.0 Carrera T	272	01/18→						
3.4 Carrera	257	12/11→						
3.4 Carrera 4	257	11/12→						
3.8 Carrera 4S	294	11/12→						
3.8 Carrera 4S / 4 GTS	316	11/12→						
3.8 Carrera S	294	12/11→						
3.8 Carrera S / GTS	316	07/12→						
3.8 GT2 RS	515	07/17→						
3.8 GT3	350	08/13→						
3.8 Turbo	383	09/13→						
3.8 Turbo	397	01/16→						
3.8 Turbo S	412	09/13→						
3.8 Turbo S	427	01/16→						
3.8 Turbo S	446	08/17→						
4.0 GT3	368	05/17→						
4.0 GT3 RS	383	05/18→						
4.0 GT3 RS / R	368	04/15→						
PORSCHE - 911 (996) 09/97→09/05								
 Bremsbackensatz, Feststellbremse								
3.6 Carrera	235	10/01→08/05	➔	01/03→		03.0137-3002.2	653002	Ø 180 x 25 - HEB
3.6 Carrera 4	235	10/01→08/05						
3.6 GT2	340	04/01→08/05						
3.6 GT3	265	03/99→08/05						
3.6 Turbo 4	309	06/00→08/05						
3.6 Carrera 4S	254	02/03→08/05	➔			03.0137-3002.2	653002	Ø 180 x 25 - HEB
3.6 Carrera S	254	02/03→08/05						
3.6 GT2	355	10/03→08/05						
3.6 GT3	280	03/03→08/05						
3.6 Turbo 4S	331	02/03→08/05						
PORSCHE - 911 (997) 07/04→12/12								
 Bremsbackensatz, Feststellbremse								
3.6 Carrera	239	07/04→12/08	➔			03.0137-3002.2	653002	Ø 180 x 25 - HEB
3.6 Carrera 4	239	07/04→12/08						
3.8 Carrera 4S	261	07/04→12/08						
3.8 Carrera S	261	07/04→12/08						
3.6 Carrera	254	06/08→12/11				03.0137-3055.2	653055	Ø 180 x 25 - HEB
3.6 Carrera 4	254	06/08→12/12						
3.6 GT 2	390	09/07→12/12						
3.6 GT2 RS	456	05/10→12/12						
3.8 Carrera 4 GTS	300	06/09→12/12						
3.8 Carrera 4S	280	08/05→12/08						
3.8 Carrera 4S	283	06/08→12/12						
3.8 Carrera GTS	300	06/09→12/11						
3.8 Carrera S	280	08/05→12/08						
3.8 Carrera S	283	06/08→12/11						
3.8 GT3	320	05/09→12/11						
3.8 GT3 RS	331	08/09→12/11						
3.8 Turbo	368	09/09→12/12						
3.8 Turbo S	390	02/10→12/12						
4.0 GT3 RS	368	07/11→12/12						
PORSCHE - 911 Cabriolet (991) 03/12→								
 Bremsbackensatz, Feststellbremse								
3.0 Carrera	272	11/15→				03.0137-3054.2	653054	Ø 180 x 25 - HEB
3.0 Carrera 4	272	11/15→						
3.0 Carrera 4 GTS	331	03/17→						
3.0 Carrera 4S	309	11/15→						
3.0 Carrera GTS	331	03/17→						
3.0 Carrera S	309	11/15→						
3.4 Carrera	257	03/12→						
3.4 Carrera 4	257	11/12→						
3.8 Carrera 4S	294	11/12→						
3.8 Carrera 4S / 4 GTS	316	11/12→						
3.8 Carrera S	294	03/12→						
3.8 Carrera S / GTS	316	07/12→						
3.8 Turbo	383	12/13→						
3.8 Turbo	397	01/16→						
3.8 Turbo S	412	12/13→						
3.8 Turbo S	427	01/16→						
Zubehörsatz, Feststellbremsbacken								
3.0 Carrera	272	11/15→				03.0137-9700.2	669700	
3.0 Carrera 4	272	11/15→						
↓								














	kW			 	! #		
PORSCHE - 911 Cabriolet (991) 03/12→							
Zubehörsatz, Feststellbremsbacken							
3.0 Carrera 4 GTS	331	03/17→				03.0137-9700.2	669700
3.0 Carrera 4S	309	11/15→					
3.0 Carrera GTS	331	03/17→					
3.0 Carrera S	309	11/15→					
3.4 Carrera	257	03/12→					
3.4 Carrera 4	257	11/12→					
3.8 Carrera 4S	294	11/12→					
3.8 Carrera 4S / 4 GTS	316	11/12→					
3.8 Carrera S	294	03/12→					
3.8 Carrera S / GTS	316	07/12→					
3.8 Turbo	383	12/13→					
3.8 Turbo	397	01/16→					
3.8 Turbo S	412	12/13→					
3.8 Turbo S	427	01/16→					
PORSCHE - 911 Cabriolet (996) 02/98→08/05							
 Bremsbackensatz, Feststellbremse							
3.6 Carrera	235	10/01→08/05	➔	01/03→		03.0137-3002.2	653002
3.6 Carrera 4	235	10/01→08/05					Ø 180 x 25 - HEB
3.6 Carrera 4S	254	06/02→08/05					
3.6 Carrera S	254	06/02→08/05					
3.6 Turbo 4	309	10/03→08/05	➔			03.0137-3002.2	653002
3.6 Turbo 4S	331	10/03→08/05					Ø 180 x 25 - HEB
PORSCHE - 911 Cabriolet (997) 04/05→12/12							
 Bremsbackensatz, Feststellbremse							
3.6 Carrera	239	04/05→12/08	➔			03.0137-3002.2	653002
3.6 Carrera 4	239	04/05→12/08					Ø 180 x 25 - HEB
3.8 Carrera 4S	261	04/05→12/08					
3.8 Carrera 4S	280	08/05→12/08					
3.8 Carrera S	261	04/05→12/08					
3.8 Carrera S	280	08/05→12/08					
3.6 Carrera	254	06/08→12/11				03.0137-3055.2	653055
3.6 Carrera 4	254	06/08→12/12					Ø 180 x 25 - HEB
3.6 Turbo	353	09/07→12/09					
3.8 Carrera 4S	283	06/08→12/12					
3.8 Carrera S	283	06/08→12/11					
3.8 Turbo	368	09/09→12/12					
3.8 Turbo S	390	02/10→12/12					
PORSCHE - 911 Targa (991) 05/14→							
 Bremsbackensatz, Feststellbremse							
3.0 Carrera 4	272	11/15→				03.0137-3054.2	653054
3.0 Carrera 4 GTS	331	03/17→					Ø 180 x 25 - HEB
3.0 Carrera 4S	309	11/15→					
3.4 Carrera 4	257	05/14→					
3.8 Carrera 4S	294	05/14→					
3.8 Carrera 4S / 4 GTS	316	05/14→					
Zubehörsatz, Feststellbremsbacken							
3.0 Carrera 4	272	11/15→				03.0137-9700.2	669700
3.0 Carrera 4 GTS	331	03/17→					
3.0 Carrera 4S	309	11/15→					
3.4 Carrera 4	257	05/14→					
3.8 Carrera 4S	294	05/14→					
3.8 Carrera 4S / 4 GTS	316	05/14→					
PORSCHE - 911 Targa (996) 12/01→08/05							
 Bremsbackensatz, Feststellbremse							
3.6	235	12/01→08/05	➔	01/03→		03.0137-3002.2	653002
							Ø 180 x 25 - HEB
PORSCHE - 911 Targa (997) 07/06→12/12							
 Bremsbackensatz, Feststellbremse							
3.6 Carrera 4	239	07/06→12/08	➔	11/06→		03.0137-3055.2	653055
3.8 Carrera 4S	261	07/06→12/08					Ø 180 x 25 - HEB
3.6 Carrera 4	254	10/08→12/12	➔			03.0137-3055.2	653055
3.8 Carrera 4S	283	10/08→12/12					Ø 180 x 25 - HEB
PORSCHE - 918 Spyder 11/13→							
 Bremsbackensatz, Feststellbremse							
4.6	426	11/13→	➔			03.0137-3054.2	653054
4.6	652	11/13→					Ø 180 x 25 - HEB
Zubehörsatz, Feststellbremsbacken							
4.6	426	11/13→				03.0137-9700.2	669700
4.6	652	11/13→					









	kW			 	! #		
PORSCHE - BOXSTER (981) 04/12→							
 Bremsbackensatz, Feststellbremse							
2.7 GTS 3.4 S 3.4	195 243 232	04/12→ 02/14→ 04/12→	➡			03.0137-3054.2 653054	Ø 180 x 25 - HEB
Zubehörsatz, Feststellbremsbacken							
2.7 GTS 3.4 S 3.4	195 243 232	04/12→ 02/14→ 04/12→				03.0137-9700.2 669700	
PORSCHE - BOXSTER (986) 09/96→12/04							
 Bremsbackensatz, Feststellbremse							
2.5	150	09/96→08/99	➡	→ 07/99		03.0137-0421.2 650421	Ø 164 x 20
2.7	155	06/99→12/02	➡	08/99→ 06/02		03.0137-0421.2 650421	Ø 164 x 20
2.7	162	08/99→07/02	➡	→ 06/02		03.0137-0421.2 650421	Ø 164 x 20
2.7	168	07/02→12/04	➡			03.0137-0421.2 650421	Ø 164 x 20
S 3.2 S 3.2	191 196	07/02→12/04 01/04→12/04	➡			03.0137-3002.2 653002	Ø 180 x 25 - HEB
PORSCHE - BOXSTER (987) 11/04→12/13							
 Bremsbackensatz, Feststellbremse							
2.7 S 3.2	176 206	11/04→12/06 11/04→12/06	➡	→ 07/06		03.0137-3002.2 653002	Ø 180 x 25 - HEB
2.7 S 3.4	180 217	07/06→12/09 07/06→12/09	➡			03.0137-3002.2 653002	Ø 180 x 25 - HEB
2.9 S 3.4	188 228	06/09→12/11 06/09→12/11	➡	→ 09/11		03.0137-3002.2 653002	Ø 180 x 25 - HEB
S 3.4	223	08/08→12/09	➡	06/09→		03.0137-3002.2 653002	Ø 180 x 25 - HEB
PORSCHE - BOXSTER Spyder (981) 07/15→							
 Bremsbackensatz, Feststellbremse							
3.8	276	07/15→	➡			03.0137-3054.2 653054	Ø 180 x 25 - HEB
Zubehörsatz, Feststellbremsbacken							
3.8	276	07/15→				03.0137-9700.2 669700	
PORSCHE - BOXSTER Spyder (987) 09/07→12/11							
 Bremsbackensatz, Feststellbremse							
3.4 RS 60	223	09/07→12/08	➡	08/08→		03.0137-3002.2 653002	Ø 180 x 25 - HEB
PORSCHE - CAYENNE (9PA) 09/02→12/10							
 Bremsbackensatz, Feststellbremse							
3.0 TDI 3.6 GTS 4.8 S 4.8 Turbo S 4.8	176 213 298 283 368	02/09→09/10 02/07→09/10 10/07→09/10 02/07→09/10 02/07→09/10	➡	→ 04/10		03.0137-0451.2 650451	Ø 210 x 30
3.2 S 4.5 Turbo 4.5	184 250 331	10/03→09/07 09/02→09/07 09/02→09/07	➡	→ 12/06		03.0137-0451.2 650451	Ø 210 x 30
Zubehörsatz, Feststellbremsbacken							
3.0 TDI 3.6 GTS 4.8 S 4.8 Turbo S 4.8	176 213 298 283 368	02/09→09/10 02/07→09/10 10/07→09/10 02/07→09/10 02/07→09/10		→ 04/10		03.0137-9700.2 669700 03.0137-9702.2 669702 03.0137-9288.2 669288	
3.2 S 4.5 Turbo 4.5	184 250 331	10/03→09/07 09/02→09/07 09/02→09/07		→ 12/06		03.0137-9700.2 669700 03.0137-9702.2 669702	
			➡	→ 12/06		03.0137-9288.2 669288	
PORSCHE - CAYENNE (9YA) 05/17→							
Zubehörsatz, Feststellbremsbacken							
2.9 S AWD (9YABB1) 3.0 AWD (9YAAA1) 3.0 E-Hybrid AWD (9YAAE1) 4.0 Turbo AWD (9YACF1)	324 250 250 404	05/17→ 05/17→ 05/17→ 05/17→				03.0137-9700.2 669700	

































	kW			 	! #		
PORSCHE - CAYENNE (92A) 06/10→							
 Bremsbackensatz, Feststellbremse							
3.0 Diesel	155	06/10→		→ 12/10		03.0137-3019.2 653019	Ø 210 x 30 - HEB
3.0 Diesel	176	06/10→		01/11→		03.0137-3019.2 653019	Ø 210 x 30 - HEB
3.0 S E-Hybrid	245	06/10→					
3.6	220	06/10→					
4.8 S	294	06/10→					
4.8 Turbo	368	06/10→					
4.8 Turbo	397	06/10→					
3.0 Diesel	180	06/11→				03.0137-3019.2 653019	Ø 210 x 30 - HEB
3.0 Diesel	193	10/14→					
3.0 S E-Hybrid	306	10/14→					
3.6 GTS	324	02/15→					
3.6 S	309	10/14→					
4.2 S Diesel	281	10/12→					
4.2 S Diesel	283	10/14→					
4.8 GTS	309	06/12→					
4.8 Turbo	382	10/14→					
4.8 Turbo S	405	10/12→					
4.8 Turbo S	419	01/15→					
3.0 Diesel	184	08/14→		10/14→		03.0137-3019.2 653019	Ø 210 x 30 - HEB
Zubehörsatz, Feststellbremsbacken							
3.0 Diesel	155	06/10→		→ 12/10		03.0137-9288.2 669288	
3.0 Diesel	176	06/10→					
3.0 S E-Hybrid	245	06/10→					
3.6	220	06/10→					
4.8 S	294	06/10→					
4.8 Turbo	368	06/10→					
4.8 Turbo	397	06/10→					
PORSCHE - CAYMAN (981) 03/13→							
 Bremsbackensatz, Feststellbremse							
2.7	202	03/13→	➔			03.0137-3054.2 653054	Ø 180 x 25 - HEB
3.8 GT4	283	01/15→					
GTS 3.4	250	02/14→					
S 3.4	239	03/13→					
Zubehörsatz, Feststellbremsbacken							
2.7	202	03/13→				03.0137-9700.2 669700	
3.8 GT4	283	01/15→					
GTS 3.4	250	02/14→					
S 3.4	239	03/13→					
PORSCHE - CAYMAN (987) 11/05→12/13							
 Bremsbackensatz, Feststellbremse							
2.7	180	07/06→12/09	➔			03.0137-3002.2 653002	Ø 180 x 25 - HEB
S 3.4	217	11/05→12/09					
2.9	195	02/09→12/12		→ 05/12		03.0137-3055.2 653055	Ø 180 x 25 - HEB
R 3.4	243	11/10→12/12					
S 3.4 Sport	223	08/08→12/12					
S 3.4	235	02/09→06/13					
PORSCHE - PANAMERA (970) 03/09→12/17							
 Bremsbackensatz, Feststellbremse							
3.0 4S	309	07/13→10/16	➔			03.0137-3054.2 653054	Ø 180 x 25 - HEB
3.0 D	155	08/11→07/13					
3.0 D	184	08/11→07/13					
3.0 D	221	07/13→10/16					
3.0 S	309	07/13→10/16					
3.0 S E-Hybrid	245	03/11→07/13					
3.0 S E-Hybrid	279	03/11→07/13					
3.0 S E-Hybrid	306	07/13→10/16					
3.6	220	05/10→07/13					
3.6	228	07/13→10/16					
3.6 4	220	05/10→07/13					
3.6 4	228	07/13→10/16					
4.8 4S	294	09/09→07/13					
4.8 GTS	316	01/12→12/15					
4.8 GTS	324	07/13→10/16					
4.8 S	294	09/09→07/13					
4.8 Turbo	368	09/09→07/13					
4.8 Turbo	382	07/13→10/16					
4.8 Turbo	397	08/10→07/13					
4.8 Turbo S	404	05/11→07/13					
4.8 Turbo S	419	07/13→10/16					










	kw			 	! #		
PORSCHE - PANAMERA (971) 05/16→							
 Bremsbackensatz, Feststellbremse							
2.9 4 (97ABY1, 97BBY1) 2.9 4 E-Hybrid (97ABE1, 97BBE1) 4.0 GTS (97ADG1) 4.0 Turbo S E-Hybrid (97AFH1, 97BFH1) 4.0 Turbo S E-Hybrid (97AFH1, 97BFH1)	243 243 338 404 500	05/16→ 05/16→ 01/18→ 05/17→ 05/17→				03.0137-3054.2 653054	Ø 180 x 25 - HEB
2.9 4 E-Hybrid (97ABE1, 97BBE1) 3.0 (97AAA1, 97BAA1) 3.0 4 (97ABA1, 97BBA1)	340 243 243	05/16→ 05/16→ 05/16→	11/16→			03.0137-3054.2 653054	Ø 180 x 25 - HEB
2.9 4S (97ADB1, 97BDB1) 4.0 S 4 Diesel (97ADD1) 4.0 Turbo (97AFF1, 97BFF1)	324 310 404	05/16→ 05/16→ 05/16→	06/16→			03.0137-3054.2 653054	Ø 180 x 25 - HEB
Zubehörsatz, Feststellbremsbacken							
2.9 4 (97ABY1, 97BBY1) 2.9 4 E-Hybrid (97ABE1, 97BBE1) 2.9 4 E-Hybrid (97ABE1, 97BBE1) 2.9 4S (97ADB1, 97BDB1) 3.0 (97AAA1, 97BAA1) 3.0 4 (97ABA1, 97BBA1) 4.0 GTS (97ADG1) 4.0 S 4 Diesel (97ADD1) 4.0 Turbo (97AFF1, 97BFF1) 4.0 Turbo S E-Hybrid (97AFH1, 97BFH1) 4.0 Turbo S E-Hybrid (97AFH1, 97BFH1)	243 243 340 324 243 243 338 310 404 404 500	05/16→ 05/16→ 05/16→ 05/16→ 05/16→ 05/16→ 01/18→ 05/16→ 05/16→ 05/17→ 05/17→				03.0137-9700.2 669700	
PORSCHE - PANAMERA Sport Turismo (971) 05/17→							
 Bremsbackensatz, Feststellbremse							
2.9 4 (97CBy1) 2.9 4 E-Hybrid (97CBE1) 2.9 4 E-Hybrid (97CBE1) 2.9 4S (97CDB1) 3.0 4 (97CBA1) 4.0 GTS (97CDG1) 4.0 S 4 Diesel (97CDD1) 4.0 Turbo (97CFF1) 4.0 Turbo E-Hybrid (97CFH1) 4.0 Turbo S E-Hybrid (97CFH1)	243 243 340 324 243 338 310 404 404 500	05/17→ 05/17→ 05/17→ 05/17→ 05/17→ 01/18→ 05/17→ 05/17→ 05/17→ 05/17→				03.0137-3054.2 653054	Ø 180 x 25 - HEB
Zubehörsatz, Feststellbremsbacken							
2.9 4 (97CBy1) 2.9 4 E-Hybrid (97CBE1) 2.9 4 E-Hybrid (97CBE1) 2.9 4S (97CDB1) 3.0 4 (97CBA1) 4.0 GTS (97CDG1) 4.0 S 4 Diesel (97CDD1) 4.0 Turbo (97CFF1) 4.0 Turbo E-Hybrid (97CFH1) 4.0 Turbo S E-Hybrid (97CFH1)	243 243 340 324 243 338 310 404 404 500	05/17→ 05/17→ 05/17→ 05/17→ 05/17→ 01/18→ 05/17→ 05/17→ 05/17→ 05/17→				03.0137-9700.2 669700	
PROTON - PERSONA 300 (C9_M) 03/96→07/04							
 Radbremszylinder							
313i 315 GLi/GLSi 315 GLSi	55 66 64	03/96→01/00 03/96→07/00 09/96→07/00	➔			24.3219-1752.3 020505	Ø 19,05 GG
Zubehörsatz, Bremsbacken							
313i 315 GLi/GLSi 315 GLSi	55 66 64	03/96→01/00 03/96→07/00 09/96→07/00	➔			03.0137-9107.2 669107	
 Bremsbackensatz							
313i ↓	55	03/96→01/00	➔			03.0137-0216.2 650216	Ø 180 x 37 + HEB










	kW			 	! #		
PROTON - PERSONA 300 (C9_M) 03/96→07/04							
 Bremsbackensatz							
315 GLi/GLSi 315 GLSi	66 64	03/96→07/00 09/96→07/00	➔			03.0137-0216.2 650216	Ø 180 x 37 + HEB
PROTON - PERSONA 400 (C9_S) 01/94→02/08							
 Radbremsszylinder							
413	55	01/94→06/03	➔	→ 07/00		24.3219-1752.3 020505	Ø 19,05 GG
415 GLi/GLSi 420 TD	66 60	01/94→07/00 09/96→07/00	➔			24.3219-1752.3 020505	Ø 19,05 GG
420 GLS D	48	05/96→04/99	➔	09/96→		24.3219-1752.3 020505	Ø 19,05 GG
Zubehörsatz, Bremsbacken							
413	55	01/94→06/03	➔	→ 07/00		03.0137-9107.2 669107	
415 GLi/GLSi 420 TD	66 60	01/94→07/00 09/96→07/00	➔			03.0137-9107.2 669107	
420 GLS D	48	05/96→04/99	➔	09/96→		03.0137-9107.2 669107	
 Bremsbackensatz							
413	55	01/94→06/03	➔	→ 07/00		03.0137-0216.2 650216	Ø 180 x 37 + HEB
415 GLi/GLSi 420 TD	66 60	01/94→07/00 09/96→07/00	➔			03.0137-0216.2 650216	Ø 180 x 37 + HEB
420 GLS D	48	05/96→04/99	➔	09/96→		03.0137-0216.2 650216	Ø 180 x 37 + HEB
PROTON - PERSONA 400 Hatchback (C9_C, C9_S) 01/94→02/08							
 Radbremsszylinder							
413 GLSi 415 GLi/GLSi 420 D	55 66 60	01/94→01/00 01/94→07/00 09/96→07/00	➔			24.3219-1752.3 020505	Ø 19,05 GG
420 GLS D	48	05/96→04/99	➔	09/96→		24.3219-1752.3 020505	Ø 19,05 GG
Zubehörsatz, Bremsbacken							
413 GLSi 415 GLi/GLSi 420 D	55 66 60	01/94→01/00 01/94→07/00 09/96→07/00	➔			03.0137-9107.2 669107	
420 GLS D	48	05/96→04/99	➔	09/96→		03.0137-9107.2 669107	
 Bremsbackensatz							
413 GLSi 415 GLi/GLSi 420 D	55 66 60	01/94→01/00 01/94→07/00 09/96→07/00	➔			03.0137-0216.2 650216	Ø 180 x 37 + HEB
420 GLS D	48	05/96→04/99	➔	09/96→		03.0137-0216.2 650216	Ø 180 x 37 + HEB
PROTON - WIRA 05/95→							
 Radbremsszylinder							
1.3 1.5	55 64	08/00→ 08/00→	➔	→ 09/05		24.3219-1752.3 020505	Ø 19,05 GG
PROTON - WIRA Hatchback 01/00→06/07							
 Radbremsszylinder							
1.3 1.5	55 64	08/00→06/07 08/00→06/07	➔	→ 09/05		24.3219-1752.3 020505	Ø 19,05 GG
RENAULT - 19 II Cabriolet (D53_, 853_) 04/92→06/01							
 Radbremsszylinder							
1.8 (853A)	66	09/93→06/96	➔	☐; - ABS		24.3220-1615.3 020242	TRW Ø 20,64 GG
			➔	☐; - ABS		24.3220-1617.3 020244	BDX Ø 20,64 GG
			➔	☐; - ABS		24.3220-1616.3 020243	TRW Ø 20,64 GG
			➔	☐; - ABS		24.3220-1618.3 020245	BDX Ø 20,64 GG
1.8 (D53Y)	65	04/92→06/96	➔	☐; → 12/94; - ABS		24.3220-1615.3 020242	TRW Ø 20,64 GG
			➔	☐; → 12/94; - ABS		24.3220-1617.3 020244	BDX Ø 20,64 GG
			➔	☐; → 12/94; - ABS		24.3220-1616.3 020243	TRW Ø 20,64 GG
			➔	☐; → 12/94; - ABS		24.3220-1618.3 020245	BDX Ø 20,64 GG
Zubehörsatz, Bremsbacken							
1.8 (853A)	66	09/93→06/96	➔	- ABS		03.0137-9056.2 669056	TRW
			➔	- ABS		03.0137-9086.2 669086	BDX
1.8 (D53V, 853F, D53C)	79	07/94→06/96	➔	09/94→; - ABS		03.0137-9125.2 669125	BDX
↓							










	kw					! #		
RENAULT - 19 II Cabriolet (D53_, 853_) 04/92→06/01								
Zubehörsatz, Bremsbacken								
1.8 (D53Y)	65	04/92→06/96	➔	→ 12/94; - ABS			03.0137-9056.2 669056 03.0137-9086.2 669086	TRW BDX
 Bremstrommel								
1.8 (853A)	66	09/93→06/96	➔	- ABS			24.0218-0032.1 480118 24.0218-0732.2 480207	Ø 180,0 x 53,5 / 181 - RLG Ø 180,0 x 53,5 / 181 + RLG
1.8 (D53V, 853F, D53C)	79	07/94→06/96	➔	09/94→; - ABS			24.0220-3037.1 480308	Ø 203,0 x 48 / 204,5 - RLG / - ABS Ring
1.8 (D53Y)	65	04/92→06/96	➔	→ 12/94; - ABS			24.0218-0032.1 480118 24.0218-0732.2 480207	Ø 180,0 x 53,5 / 181 - RLG Ø 180,0 x 53,5 / 181 + RLG
 Bremsbackensatz								
1.8 (853A)	66	09/93→06/96	➔	- ABS			03.0137-0201.2 650201 03.0137-0209.2 650209 03.0520-2020.3 692020 03.0520-2920.3 692920	TRW Ø 180 x 41 + HEB BDX Ø 180 x 42 BDX Ø 180 x 42 Ø 20,64 + RZ / + Zub TopKit TRW Ø 180 x 41 Ø 20,64 + RZ / + Zub TopKit
1.8 (D53V, 853F, D53C)	79	07/94→06/96	➔	09/94→; - ABS			03.0137-0211.2 650211 03.0520-1919.3 691919	BDX Ø 203 x 39 BDX Ø 203 x 39 Ø 19,05 + RZ / + Zub TopKit
1.8 (D53Y)	65	04/92→06/96	➔	→ 12/94; - ABS			03.0137-0201.2 650201 03.0137-0209.2 650209 03.0520-2020.3 692020 03.0520-2920.3 692920	TRW Ø 180 x 41 + HEB BDX Ø 180 x 42 BDX Ø 180 x 42 Ø 20,64 + RZ / + Zub TopKit TRW Ø 180 x 41 Ø 20,64 + RZ / + Zub TopKit
 Seilzug, Feststellbremse								
1.8 (853A)	66	09/93→06/96	➔	⬇; + ABS; Scheibenbremse	2	24.3727-1011.2 581011	L= 1.564	
			➔	⬇; - ABS; Trommelbremse	2	24.3727-1012.2 581012	L= 1.564	
1.8 (D53V, 853F, D53C)	79	07/94→06/96	➔	⬇; 09/94→; Scheibenbremse	2	24.3727-1011.2 581011	L= 1.564	
1.8 (D53Y)	65	04/92→06/96	➔	⬇; → 12/94; + ABS; Scheibenbremse	2	24.3727-1011.2 581011	L= 1.564	
			➔	⬇; → 12/94; - ABS; Trommelbremse	2	24.3727-1012.2 581012	L= 1.564	
1.8 16V (D53D)	99	04/92→06/96	➔	⬇; → 03/95; Scheibenbremse	2	24.3727-1011.2 581011	L= 1.564	
RENAULT - ALASKAN 10/16→								
 Bremsbackensatz								
2.3 dCi 163 4x4 (U3MB)	120	09/17→	➔				03.0137-0519.2 650519	Ø 294 x 56 - HEB
2.3 dCi 190 4x4 (U3MD)	140	09/17→						
RENAULT - CAPTUR (J5_, H5_) 06/13→								
 Radbremszylinder								
0.9 TCe 90	66	06/13→	➔	→ 08/14			24.3219-1761.3 020536	Ø 19,05 ALU
			➔	09/14→	2	24.3222-1729.3 020526	Ø 22,2 ALU	
1.2 TCe 120	87	01/16→	➔				24.3222-1729.3 020526	Ø 22,2 ALU
1.2 TCe 120	88	06/13→						
1.5 dCi 110	81	01/15→						
1.5 dCi 90	66	06/13→						
Zubehörsatz, Bremsbacken								
0.9 TCe 90	66	06/13→	➔				03.0137-9228.2 669228	BDX
1.2 TCe 120	87	01/16→						
1.2 TCe 120	88	06/13→						
1.5 dCi 110	81	01/15→						
1.5 dCi 90	66	06/13→						
 Bremsbackensatz								
0.9 TCe 90	66	06/13→	➔				03.0137-0496.2 650496	BDX Ø 228 x 42 + HEB
			➔	09/14→			03.0520-7222.3 697222	Ø 228 x 42 Ø 22,2 + RZ / + Zub TopKit
			➔	→ 08/14			03.0520-7919.3 697919	Ø 228 x 42 Ø 19,05 + RZ / + Zub TopKit
1.2 TCe 120	87	01/16→	➔				03.0137-0496.2 650496	BDX Ø 228 x 42 + HEB
1.2 TCe 120	88	06/13→						
1.5 dCi 110	81	01/15→						
1.5 dCi 90	66	06/13→						








	kw			 	! #		
RENAULT - CLIO I (B/C57_, 5/357_) 05/90→09/98							
 Radbremszylinder							
1.2 (5/357Y, 5/357K)	40	01/96→09/98	➡	☐; - ABS		24.3220-1623.3 020353	BDX Ø 20,64 GG
1.2 (B/C/S577)	40	01/96→12/96				24.3220-1713.3 020410	Ø 20,64 GG
1.9 D	40	01/97→09/98	➡	☐; - ABS		24.3220-1624.3 020354	BDX Ø 20,64 GG
						24.3220-1714.3 020411	Ø 20,64 GG
1.2 (5/357Y, 5/357K)	43	01/96→09/98	➡	☐; - ABS		24.3220-1623.3 020353	BDX Ø 20,64 GG
						24.3220-1713.3 020410	Ø 20,64 GG
			➡	☐; 05/96→		24.3220-1623.3 020353	BDX Ø 20,64 GG
						24.3220-1713.3 020410	Ø 20,64 GG
			➡	☐; → 04/96		24.3220-1623.3 020353	BDX Ø 20,64 GG
						24.3220-1713.3 020410	Ø 20,64 GG
1.2 (B/C/S572)	44	05/90→03/96	➡	☐; → 03/91; - ABS		24.3220-1623.3 020353	BDX Ø 20,64 GG
						24.3220-1713.3 020410	Ø 20,64 GG
			➡	☐; 04/91→; - ABS		24.3220-1623.3 020353	BDX Ø 20,64 GG
						24.3220-1713.3 020410	Ø 20,64 GG
			➡	☐; → 03/91; - ABS		24.3220-1624.3 020354	BDX Ø 20,64 GG
						24.3220-1714.3 020411	Ø 20,64 GG
1.2 (B/C/S57A, B/C57S, 5/357F, 5/357J, 5/357L, 5/357R)	43	05/90→09/98	➡	☐; 01/94→ 04/96		24.3220-1623.3 020353	BDX Ø 20,64 GG
						24.3220-1713.3 020410	Ø 20,64 GG
			➡	☐; 04/91→; - ABS		24.3220-1623.3 020353	BDX Ø 20,64 GG
						24.3220-1713.3 020410	Ø 20,64 GG
			➡	☐; → 03/91; - ABS		24.3220-1624.3 020354	BDX Ø 20,64 GG
						24.3220-1714.3 020411	Ø 20,64 GG
1.2 (B/C57R)	40	01/91→06/96	➡	☐; → 03/91; - ABS		24.3220-1623.3 020353	BDX Ø 20,64 GG
						24.3220-1713.3 020410	Ø 20,64 GG
			➡	☐; 04/91→ 01/96; - ABS		24.3220-1623.3 020353	BDX Ø 20,64 GG
						24.3220-1713.3 020410	Ø 20,64 GG
1.4 (B/C57T, B/C57Y) 1.4 (B57J, C57J, B57P)	58 55	01/91→09/98 01/91→09/98	➡	☐; 04/91→ 04/96; - ABS		24.3220-1623.3 020353	BDX Ø 20,64 GG
						24.3220-1713.3 020410	Ø 20,64 GG
			➡	☐; → 03/91; - ABS		24.3220-1623.3 020353	BDX Ø 20,64 GG
						24.3220-1713.3 020410	Ø 20,64 GG
			➡	☐; 05/96→; - ABS		24.3220-1623.3 020353	BDX Ø 20,64 GG
						24.3220-1713.3 020410	Ø 20,64 GG
1.8	66	08/90→04/96	➡	☐; 08/94→		24.3220-1623.3 020353	BDX Ø 20,64 GG
						24.3220-1713.3 020410	Ø 20,64 GG
1.8 (B/C578)	66	08/94→09/98	➡	☐; 08/94→		24.3220-1624.3 020354	BDX Ø 20,64 GG
						24.3220-1714.3 020411	Ø 20,64 GG
			➡	☐; → 04/96		24.3220-1623.3 020353	BDX Ø 20,64 GG
						24.3220-1713.3 020410	Ø 20,64 GG
			➡	☐; 05/96→; - ABS		24.3220-1623.3 020353	BDX Ø 20,64 GG








	kw			 	! #		
RENAULT - CLIO I (B/C57_, 5/357_) 05/90→09/98							
 Radbremszylinder							
1.8 (B/C578)	66	08/94→09/98	➡	 ; 05/96→; - ABS	24.3220-1713.3	020410	Ø 20,64 GG
			➡	 ; 05/96→; - ABS	24.3220-1624.3	020354	BDX Ø 20,64 GG
			➡	 ; → 04/96	24.3220-1714.3	020411	Ø 20,64 GG
1.8 (B/C57C, B/C57U)	65	01/91→09/98	➡	 ; 04/91→ 04/96; - ABS	24.3220-1623.3	020353	BDX Ø 20,64 GG
			➡	 ; → 11/96; - ABS	24.3220-1713.3	020410	Ø 20,64 GG
			➡	 ; → 03/91; - ABS	24.3220-1623.3	020353	BDX Ø 20,64 GG
			➡	 ; → 03/91; - ABS	24.3220-1713.3	020410	Ø 20,64 GG
			➡	 ; 05/96→; - ABS	24.3220-1623.3	020353	BDX Ø 20,64 GG
			➡	 ; 05/96→; - ABS	24.3220-1713.3	020410	Ø 20,64 GG
			➡	 ; → 03/91; - ABS	24.3220-1624.3	020354	BDX Ø 20,64 GG
			➡	 ; → 03/91; - ABS	24.3220-1714.3	020411	Ø 20,64 GG
			➡	 ; → 11/96; - ABS	24.3220-1624.3	020354	BDX Ø 20,64 GG
1.9 D (B/C/S576, B/C/S57L)	47	01/91→09/98	➡	 ; 04/91→ 04/96; - ABS	24.3220-1623.3	020353	BDX Ø 20,64 GG
			➡	 ; → 03/91; - ABS	24.3220-1713.3	020410	Ø 20,64 GG
			➡	 ; 07/92→ 04/96; - ABS	24.3220-1623.3	020353	BDX Ø 20,64 GG
			➡	 ; 07/92→ 04/96; - ABS	24.3220-1713.3	020410	Ø 20,64 GG
			➡	 ; 05/96→; - ABS	24.3220-1623.3	020353	BDX Ø 20,64 GG
			➡	 ; 05/96→; - ABS	24.3220-1624.3	020354	BDX Ø 20,64 GG
			➡	 ; 07/92→ 04/96; - ABS	24.3220-1624.3	020354	BDX Ø 20,64 GG
			➡	 ; 07/92→ 04/96; - ABS	24.3220-1714.3	020411	Ø 20,64 GG
			➡	 ; → 03/91; - ABS	24.3220-1624.3	020354	BDX Ø 20,64 GG
			➡	 ; → 03/91; - ABS	24.3220-1714.3	020411	Ø 20,64 GG
Electric	21	05/96→02/98	➡		24.3220-1623.3	020353	BDX Ø 20,64 GG
			➡		24.3220-1713.3	020410	Ø 20,64 GG
Zubehörsatz, Bremsbacken							
1.2 (5/357Y, 5/357K)	40	01/96→09/98	➡	- ABS	03.0137-9056.2	669056	TRW
1.2 (B/C/S572)	44	05/90→03/96			03.0137-9086.2	669086	BDX
1.2 (B/C/S577)	40	01/96→12/96					
1.4 (B/C57T, B/C57Y)	58	01/91→09/98					
1.4 (B57J, C57J, B57P)	55	01/91→09/98					
1.8 (B/C57C, B/C57U)	65	01/91→09/98					
1.9 D	40	01/97→09/98					
1.9 D (B/C/S576, B/C/S57L)	47	01/91→09/98					
1.2 (5/357Y, 5/357K)	43	01/96→09/98	➡		03.0137-9056.2	669056	TRW
					03.0137-9086.2	669086	BDX
			➡	- ABS	03.0137-9056.2	669056	TRW
1.2 (B/C/S57A, B/C57S, 5/357F, 5/357J, 5/357L, 5/357R)	43	05/90→09/98	➡	01/94→ 04/96	03.0137-9056.2	669056	TRW
			➡	- ABS	03.0137-9086.2	669086	BDX
1.2 (B/C57R)	40	01/91→06/96	➡	→ 01/96; - ABS	03.0137-9056.2	669056	TRW
					03.0137-9086.2	669086	BDX
1.8 ↓	66	08/90→04/96	➡	08/94→	03.0137-9056.2	669056	TRW








	kw					! #		
RENAULT - CLIO I (B/C57_, 5/357_) 05/90→09/98								
Zubehörsatz, Bremsbacken								
1.8	66	08/90→04/96	➡	08/94→		03.0137-9086.2	669086	BDX
1.8 (B/C578)	66	08/94→09/98	➡			03.0137-9056.2	669056	TRW
						03.0137-9086.2	669086	BDX
 Bremstrommel								
1.2 (5/357Y, 5/357K)	40	01/96→09/98	➡	- ABS		24.0218-0032.1	480118	Ø 180,0 x 53,5 / 181 - RLG
1.2 (B/C/S572)	44	05/90→03/96				24.0218-0732.2	480207	Ø 180,0 x 53,5 / 181 + RLG
1.2 (B/C/S577)	40	01/96→12/96						
1.4 (B/C57T, B/C57Y)	58	01/91→09/98						
1.4 (B57J, C57J, B57P)	55	01/91→09/98						
1.8 (B/C57C, B/C57U)	65	01/91→09/98						
1.9 D	40	01/97→09/98						
1.9 D (B/C/S576, B/C/S57L)	47	01/91→09/98						
1.2 (5/357Y, 5/357K)	43	01/96→09/98	➡			24.0218-0032.1	480118	Ø 180,0 x 53,5 / 181 - RLG
						24.0218-0732.2	480207	Ø 180,0 x 53,5 / 181 + RLG
			➡	- ABS		24.0218-0032.1	480118	Ø 180,0 x 53,5 / 181 - RLG
						24.0218-0732.2	480207	Ø 180,0 x 53,5 / 181 + RLG
1.2 (B/C/S57A, B/C57S, 5/357F, 5/357J, 5/357L, 5/357R)	43	05/90→09/98	➡	01/94→ 04/96		24.0218-0032.1	480118	Ø 180,0 x 53,5 / 181 - RLG
						24.0218-0732.2	480207	Ø 180,0 x 53,5 / 181 + RLG
			➡	- ABS		24.0218-0032.1	480118	Ø 180,0 x 53,5 / 181 - RLG
						24.0218-0732.2	480207	Ø 180,0 x 53,5 / 181 + RLG
1.2 (B/C57R)	40	01/91→06/96	➡	→ 01/96; - ABS		24.0218-0032.1	480118	Ø 180,0 x 53,5 / 181 - RLG
						24.0218-0732.2	480207	Ø 180,0 x 53,5 / 181 + RLG
1.8	66	08/90→04/96	➡	08/94→		24.0218-0032.1	480118	Ø 180,0 x 53,5 / 181 - RLG
						24.0218-0732.2	480207	Ø 180,0 x 53,5 / 181 + RLG
1.8 (B/C578)	66	08/94→09/98	➡			24.0218-0032.1	480118	Ø 180,0 x 53,5 / 181 - RLG
						24.0218-0732.2	480207	Ø 180,0 x 53,5 / 181 + RLG
 Bremsbackensatz								
1.2 (5/357Y, 5/357K)	40	01/96→09/98	➡	- ABS		03.0137-0201.2	650201	TRW Ø 180 x 41 + HEB
1.2 (B/C/S572)	44	05/90→03/96				03.0137-0209.2	650209	BDX Ø 180 x 42
1.2 (B/C/S577)	40	01/96→12/96				03.0420-1020.3	681020	BDX Ø 180 x 42 Ø 20,64 + RZ / + Zub Kit
1.4 (B/C57T, B/C57Y)	58	01/91→09/98						
1.4 (B57J, C57J, B57P)	55	01/91→09/98						
1.8 (B/C57C, B/C57U)	65	01/91→09/98				03.0520-1020.3	691020	BDX Ø 180 x 42 Ø 20,64 + RZ / + Zub TopKit
						03.0520-6320.3	696320	TRW Ø 180 x 41 Ø 20,64 + RZ / + Zub TopKit
1.2 (5/357Y, 5/357K)	43	01/96→09/98	➡			03.0137-0201.2	650201	TRW Ø 180 x 41 + HEB
						03.0137-0209.2	650209	BDX Ø 180 x 42
						03.0420-1020.3	681020	BDX Ø 180 x 42 Ø 20,64 + RZ / + Zub Kit
						03.0520-1020.3	691020	BDX Ø 180 x 42 Ø 20,64 + RZ / + Zub TopKit
						03.0520-6320.3	696320	TRW Ø 180 x 41 Ø 20,64 + RZ / + Zub TopKit
			➡	- ABS		03.0137-0201.2	650201	TRW Ø 180 x 41 + HEB
						03.0137-0209.2	650209	BDX Ø 180 x 42
						03.0420-1020.3	681020	BDX Ø 180 x 42 Ø 20,64 + RZ / + Zub Kit
						03.0520-1020.3	691020	BDX Ø 180 x 42 Ø 20,64 + RZ / + Zub TopKit
						03.0520-6320.3	696320	TRW Ø 180 x 41 Ø 20,64 + RZ / + Zub TopKit
1.2 (B/C/S57A, B/C57S, 5/357F, 5/357J, 5/357L, 5/357R)	43	05/90→09/98	➡	01/94→ 04/96		03.0137-0201.2	650201	TRW Ø 180 x 41 + HEB
						03.0137-0209.2	650209	BDX Ø 180 x 42
						03.0420-1020.3	681020	BDX Ø 180 x 42 Ø 20,64 + RZ / + Zub Kit
						03.0520-1020.3	691020	BDX Ø 180 x 42 Ø 20,64 + RZ / + Zub TopKit
						03.0520-6320.3	696320	TRW Ø 180 x 41 Ø 20,64 + RZ / + Zub TopKit
			➡	- ABS		03.0137-0201.2	650201	TRW Ø 180 x 41 + HEB
						03.0137-0209.2	650209	BDX Ø 180 x 42
			➡	01/91→; - ABS		03.0420-1020.3	681020	BDX Ø 180 x 42 Ø 20,64 + RZ / + Zub Kit
						03.0520-1020.3	691020	BDX Ø 180 x 42 Ø 20,64 + RZ / + Zub TopKit








	kw			 	! #		
RENAULT - CLIO I (B/C57_, 5/357_) 05/90→09/98							
 Bremsbackensatz							
1.2 (B/C/S57A, B/C57S, 5/357F, 5/357J, 5/357L, 5/357R)	43	05/90→09/98	➡	01/91→; - ABS		03.0520-6320.3 696320	TRW Ø 180 x 41 Ø 20,64 + RZ / + Zub TopKit
1.2 (B/C57R)	40	01/91→06/96	➡	→ 01/96; - ABS		03.0137-0201.2 650201 03.0137-0209.2 650209 03.0420-1020.3 681020 03.0520-1020.3 691020 03.0520-6320.3 696320	TRW Ø 180 x 41 + HEB BDX Ø 180 x 42 BDX Ø 180 x 42 Ø 20,64 + RZ / + Zub Kit BDX Ø 180 x 42 Ø 20,64 + RZ / + Zub TopKit TRW Ø 180 x 41 Ø 20,64 + RZ / + Zub TopKit
1.8	66	08/90→04/96	➡	08/94→		03.0137-0201.2 650201 03.0137-0209.2 650209 03.0420-1020.3 681020 03.0520-1020.3 691020 03.0520-6320.3 696320	TRW Ø 180 x 41 + HEB BDX Ø 180 x 42 BDX Ø 180 x 42 Ø 20,64 + RZ / + Zub Kit BDX Ø 180 x 42 Ø 20,64 + RZ / + Zub TopKit TRW Ø 180 x 41 Ø 20,64 + RZ / + Zub TopKit
1.8 (B/C578)	66	08/94→09/98	➡			03.0137-0201.2 650201 03.0137-0209.2 650209 03.0420-1020.3 681020 03.0520-1020.3 691020 03.0520-6320.3 696320	TRW Ø 180 x 41 + HEB BDX Ø 180 x 42 BDX Ø 180 x 42 Ø 20,64 + RZ / + Zub Kit BDX Ø 180 x 42 Ø 20,64 + RZ / + Zub TopKit TRW Ø 180 x 41 Ø 20,64 + RZ / + Zub TopKit
1.9 D	40	01/97→09/98	➡	- ABS		03.0137-0201.2 650201 03.0137-0209.2 650209	TRW Ø 180 x 41 + HEB BDX Ø 180 x 42
1.9 D (B/C/S576, B/C/S57L)	47	01/91→09/98	➡	- ABS		03.0137-0201.2 650201 03.0137-0209.2 650209 03.0420-1020.3 681020 03.0520-1020.3 691020 03.0520-6320.3 696320	TRW Ø 180 x 41 + HEB BDX Ø 180 x 42 BDX Ø 180 x 42 Ø 20,64 + RZ / + Zub Kit BDX Ø 180 x 42 Ø 20,64 + RZ / + Zub TopKit TRW Ø 180 x 41 Ø 20,64 + RZ / + Zub TopKit
			➡	07/92→; - ABS		03.0420-1020.3 681020 03.0520-1020.3 691020 03.0520-6320.3 696320	BDX Ø 180 x 42 Ø 20,64 + RZ / + Zub Kit BDX Ø 180 x 42 Ø 20,64 + RZ / + Zub TopKit TRW Ø 180 x 41 Ø 20,64 + RZ / + Zub TopKit
Electric	21	05/96→02/98	➡			03.0137-0271.2 650271	TRW Ø 229 x 42 + HEB
 Seilzug, Feststellbremse							
1.2 (5/357Y, 5/357K)	40	01/96→09/98	➡	☒; Trommelbremse	2	24.3727-1008.2 581008	L= 1.430
1.2 (5/357Y, 5/357K)	43	01/96→09/98	➡	☒; Scheibenbremse	2	24.3727-1009.2 581009	L= 1.480
1.2 (B/C/S572)	44	05/90→03/96	➡				
1.2 (B/C/S577)	40	01/96→12/96	➡				
1.4 (B/C57T, B/C57Y)	58	01/91→09/98	➡				
1.4 (B57J, C57J, B57P)	55	01/91→09/98	➡				
1.2 (B/C/S57A, B/C57S, 5/357F, 5/357J, 5/357L, 5/357R)	43	05/90→09/98	➡	☒; Trommelbremse	2	24.3727-1008.2 581008	L= 1.430
			➡	☒; 10/94→; Trommelbremse	2	24.3727-1008.2 581008	L= 1.430
			➡	☒; 01/94→ 04/96; Scheibenbremse	2	24.3727-1009.2 581009	L= 1.480
			➡	☒; 10/94→; Scheibenbremse	2	24.3727-1009.2 581009	L= 1.480
			➡	☒; Scheibenbremse	2	24.3727-1009.2 581009	L= 1.480
1.2 (B/C57R)	40	01/91→06/96	➡	☒; → 01/96; Trommelbremse	2	24.3727-1008.2 581008	L= 1.430
			➡	☒; → 01/96; Scheibenbremse	2	24.3727-1009.2 581009	L= 1.480
1.8	66	08/90→04/96	➡	☒; 08/94→; Scheibenbremse	2	24.3727-1009.2 581009	L= 1.480
1.8 (B/C578)	66	08/94→09/98	➡	☒; Scheibenbremse	2	24.3727-1009.2 581009	L= 1.480
1.8 Rsi (B/C57H)	79	08/95→09/98	➡				
Williams (B/C57M)	108	01/94→09/98	➡				
1.8 (B/C57C, B/C57U)	65	01/91→09/98	➡	☒; - ABS; Trommelbremse	2	24.3727-1008.2 581008	L= 1.430
			➡	☒; + ABS; Scheibenbremse	2	24.3727-1009.2 581009	L= 1.480
1.8 16V (C57D)	99	01/91→03/96	➡	☒; 08/91→ 06/94; Scheibenbremse	2	24.3727-1009.2 581009	L= 1.480
↓							













	kw			 	! #		
RENAULT - CLIO I (B/C57_, 5/357_) 05/90→09/98							
 Seilzug, Feststellbremse							
1.9 D Electric	40 21	01/97→09/98 05/96→02/98	➡	⬇️; Trommelbremse	2	24.3727-1008.2 581008	L= 1.430
1.9 D (B/C/S576, B/C/S57L)	47	01/91→09/98	➡	⬇️; 01/97→; Trommelbremse	2	24.3727-1008.2 581008	L= 1.430
RENAULT - CLIO II (BB_, CB_) 03/98→							
 Radbremszylinder							
1.2 (BB0A, BB0F, BB10, BB1K, BB28, BB2D, BB2H, CB0A,... 1.2 16V (BB05, BB0W, BB11, BB27, BB2T, BB2U, BB2V, CB05,...)	43	09/98→	➡	→ 10/07; + ABS		24.3217-1710.3 020420	TRW Ø 17,78 GG
			➡	→ 12/12; + ABS		24.3217-1711.3 020449	BOS Ø 17,46 ALU
	55	06/01→	➡	11/07→ 12/12; + ABS		24.3217-1727.3 020524	Ø 17,46 ALU
			➡	→ 12/12; - ABS		24.3219-1722.3 020426	BDX Ø 19,05 GG
1.2 LPG	43	09/98→06/09	➡	→ 10/07; + ABS		24.3217-1710.3 020420	TRW Ø 17,78 GG
			➡	+ ABS		24.3217-1711.3 020449	BOS Ø 17,46 ALU
			➡	11/07→; + ABS		24.3217-1727.3 020524	Ø 17,46 ALU
			➡	- ABS		24.3219-1722.3 020426	BDX Ø 19,05 GG
1.2 LPG (BB0A, CB0A)	44	03/99→05/01	➡	+ ABS		24.3217-1710.3 020420	TRW Ø 17,78 GG
			➡	- ABS		24.3217-1711.3 020449	BOS Ø 17,46 ALU
1.4 (B/CB0C, B/CB0S)	55	09/98→05/05	➡	+ ABS; Automatikgetriebe		24.3217-1710.3 020420	TRW Ø 17,78 GG
			➡	+ ABS; Schaltgetriebe		24.3217-1710.3 020420	TRW Ø 17,78 GG
			➡	- ABS; Schaltgetriebe		24.3217-1711.3 020449	BOS Ø 17,46 ALU
			➡	- ABS		24.3219-1722.3 020426	BDX Ø 19,05 GG
1.4 16V (B/CB0L)	70	10/99→09/04	➡	→ 07/00		24.3217-1710.3 020420	TRW Ø 17,78 GG
1.4 16V (B/CB0P) 1.5 dCi (BB3N, CB3N)	72 62	02/00→07/08 02/07→06/09	➡	→ 10/07		24.3217-1710.3 020420	TRW Ø 17,78 GG
			➡	11/07→		24.3217-1711.3 020449	BOS Ø 17,46 ALU
1.5 dCi 1.5 dCi (B/CB03) 1.6 (B/CB0D)	42 59 66	06/01→12/06 06/01→10/03 09/98→05/05	➡			24.3217-1710.3 020420	TRW Ø 17,78 GG
			➡			24.3217-1711.3 020449	BOS Ø 17,46 ALU
			➡				
1.5 dCi 1.5 dCi (B/C2J) 1.5 dCi (B/CB07) 1.5 dCi (B/CB08) 1.5 dCi (B/CB3M) 1.6 16V (BB01, BB0H, BB0T, BB14, BB1D, BB1R, BB2KL, BB3G...)	74 50 48 60 47 79	01/04→ 08/04→ 06/01→ 06/01→ 06/05→ 09/98→	➡	→ 10/07		24.3217-1710.3 020420	TRW Ø 17,78 GG
			➡	→ 12/12		24.3217-1711.3 020449	BOS Ø 17,46 ALU
			➡	11/07→ 12/12		24.3217-1727.3 020524	Ø 17,46 ALU
			➡				
			➡				
1.9 D (B/CB0E) 1.9 D (B/CB0J)	47 48	09/98→05/05 02/00→05/01	➡	+ ABS; für Fahrzeuge mit Klimaanlage		24.3217-1710.3 020420	TRW Ø 17,78 GG
			➡	- ABS; für Fahrzeuge ohne Klimaanlage		24.3217-1711.3 020449	BOS Ø 17,46 ALU
1.9 dTi (B/CB0U)	59	12/99→05/05	➡	02/00→		24.3219-1722.3 020426	BDX Ø 19,05 GG
			➡			24.3217-1710.3 020420	TRW Ø 17,78 GG
			➡			24.3217-1711.3 020449	BOS Ø 17,46 ALU
Zubehörsatz, Bremsbacken							
1.2 (BB0A, BB0F, BB10, BB1K, BB28, BB2D, BB2H, CB0A,... 1.2 16V (BB05, BB0W, BB11, BB27, BB2T, BB2U, BB2V, CB05,... 1.5 dCi (B/CB3M)	43	09/98→	➡	- ABS; → 12/12		03.0137-9088.2 669088	BDX
			➡	+ ABS; → 10/07		03.0137-9158.2 669158	TRW
	55	06/01→	➡	+ ABS; → 12/12		03.0137-9274.2 669274	
			➡	11/07→; + ABS; → 12/12		03.0137-9278.2 669278	
1.2 LPG	43	09/98→06/09	➡	- ABS		03.0137-9088.2 669088	BDX
			➡			03.0137-9158.2 669158	TRW
			➡			03.0137-9274.2 669274	
			➡	+ ABS; → 10/07		03.0137-9158.2 669158	TRW
			➡	+ ABS		03.0137-9274.2 669274	
			➡	11/07→; + ABS		03.0137-9278.2 669278	
1.2 LPG (BB0A, CB0A)	44	03/99→05/01	➡	- ABS		03.0137-9088.2 669088	BDX
			➡	+ ABS		03.0137-9158.2 669158	TRW
			➡			03.0137-9274.2 669274	








	kw			 	! #		
RENAULT - CLIO II (BB_, CB_) 03/98→							
Zubehörsatz, Bremsbacken							
1.4 (B/CB0C, B/CB0S)	55	09/98→05/05	➡	- ABS; Schaltgetriebe	03.0137-9088.2	669088	BDX
			➡	- ABS	03.0137-9088.2	669088	BDX
			➡	+ ABS; Automatikgetriebe	03.0137-9158.2	669158	TRW
			➡	+ ABS; Schaltgetriebe	03.0137-9158.2	669158	TRW
					03.0137-9274.2	669274	
1.4 16V (B/CB0L)	70	10/99→09/04	➡	→ 07/00	03.0137-9158.2	669158	TRW
					03.0137-9274.2	669274	
1.4 16V (B/CB0P)	72	02/00→07/08	➡	→ 10/07	03.0137-9158.2	669158	TRW
			➡		03.0137-9274.2	669274	
			➡	11/07→	03.0137-9278.2	669278	
1.5 dCi	42	06/01→12/06	➡		03.0137-9158.2	669158	TRW
1.5 dCi (B/CB03)	59	06/01→10/03			03.0137-9274.2	669274	
1.6 (B/CB0D)	66	09/98→05/05					
1.5 dCi	74	01/04→	➡	→ 10/07	03.0137-9158.2	669158	TRW
1.5 dCi (B/C2J)	50	08/04→					
1.5 dCi (B/CB07)	48	06/01→	➡	→ 12/12	03.0137-9274.2	669274	
1.5 dCi (B/CB08)	60	06/01→					
1.6 16V (BB01, BB0H, BB0T, BB14, BB1D, BB1R, BB2KL, BB3G...)	79	09/98→	➡	11/07→ 12/12	03.0137-9278.2	669278	
1.5 dCi (BB3N, CB3N)	62	02/07→06/09	➡	- ABS	03.0137-9088.2	669088	BDX
			➡	+ ABS; → 10/07	03.0137-9158.2	669158	TRW
			➡	+ ABS	03.0137-9274.2	669274	
			➡	11/07→; + ABS	03.0137-9278.2	669278	
1.9 D (B/CB0E)	47	09/98→05/05	➡	- ABS; für Fahrzeuge ohne Klimaanlage	03.0137-9088.2	669088	BDX
1.9 D (B/CB0J)	48	02/00→05/01	➡	+ ABS; für Fahrzeuge mit Klimaanlage	03.0137-9158.2	669158	TRW
					03.0137-9274.2	669274	
1.9 dTi (B/CB0U)	59	12/99→05/05	➡	02/00→	03.0137-9158.2	669158	TRW
					03.0137-9274.2	669274	
Bremstrommel							
1.2 (BB0A, BB0F, BB10, BB1K, BB28, BB2D, BB2H, CB0A,...)	43	09/98→	➡	→ 12/12; - ABS	24.0218-0032.1	480118	Ø 180,0 x 53,5 / 181 - RLG
					24.0218-0732.2	480207	Ø 180,0 x 53,5 / 181 + RLG
1.2 16V (BB05, BB0W, BB11, BB27, BB2T, BB2U, BB2V, CB05,...)	55	06/01→	➡	+ ABS; → 11/02	24.0220-3037.1	480308	Ø 203,0 x 48 / 204,5 - RLG / - ABS Ring
1.2 LPG	43	09/98→06/09	➡	- ABS	24.0218-0032.1	480118	Ø 180,0 x 53,5 / 181 - RLG
					24.0218-0732.2	480207	Ø 180,0 x 53,5 / 181 + RLG
			➡	+ ABS; → 11/02	24.0220-3037.1	480308	Ø 203,0 x 48 / 204,5 - RLG / - ABS Ring
1.2 LPG (BB0A, CB0A)	44	03/99→05/01	➡	- ABS	24.0218-0032.1	480118	Ø 180,0 x 53,5 / 181 - RLG
					24.0218-0732.2	480207	Ø 180,0 x 53,5 / 181 + RLG
			➡	+ ABS	24.0220-3037.1	480308	Ø 203,0 x 48 / 204,5 - RLG / - ABS Ring
1.4 (B/CB0C, B/CB0S)	55	09/98→05/05	➡	- ABS; Schaltgetriebe	24.0218-0032.1	480118	Ø 180,0 x 53,5 / 181 - RLG
					24.0218-0732.2	480207	Ø 180,0 x 53,5 / 181 + RLG
			➡	- ABS	24.0218-0032.1	480118	Ø 180,0 x 53,5 / 181 - RLG
					24.0218-0732.2	480207	Ø 180,0 x 53,5 / 181 + RLG
			➡	→ 11/02; + ABS; Schaltgetriebe	24.0220-3037.1	480308	Ø 203,0 x 48 / 204,5 - RLG / - ABS Ring
			➡	→ 11/02; + ABS; Automatikgetriebe	24.0220-3037.1	480308	Ø 203,0 x 48 / 204,5 - RLG / - ABS Ring
1.4 16V (B/CB0L)	70	10/99→09/04	➡	→ 07/00	24.0220-3037.1	480308	Ø 203,0 x 48 / 204,5 - RLG / - ABS Ring
1.4 16V (B/CB0P)	72	02/00→07/08	➡	→ 11/02	24.0220-3037.1	480308	Ø 203,0 x 48 / 204,5 - RLG / - ABS Ring
1.5 dCi	42	06/01→12/06					
1.5 dCi (B/CB03)	59	06/01→10/03					
1.5 dCi (B/CB07)	48	06/01→					
1.5 dCi (B/CB08)	60	06/01→					
1.6 (B/CB0D)	66	09/98→05/05					
1.6 16V (BB01, BB0H, BB0T, BB14, BB1D, BB1R, BB2KL, BB3G...)	79	09/98→					
1.5 dCi (B/CB3M)	47	06/05→	➡	→ 12/12; - ABS	24.0218-0032.1	480118	Ø 180,0 x 53,5 / 181 - RLG
					24.0218-0732.2	480207	Ø 180,0 x 53,5 / 181 + RLG
↓							















	kw			 	! #		
RENAULT - CLIO II (BB_, CB_) 03/98→							
Bremstrommel							
1.5 dCi (BB3N, CB3N)	62	02/07→06/09	➡	- ABS		24.0218-0032.1 480118 24.0218-0732.2 480207	Ø 180,0 x 53,5 / 181 - RLG Ø 180,0 x 53,5 / 181 + RLG
1.9 D (B/CB0E)	47	09/98→05/05	➡	- ABS; für Fahrzeuge ohne Klimaanlage		24.0218-0032.1 480118 24.0218-0732.2 480207	Ø 180,0 x 53,5 / 181 - RLG Ø 180,0 x 53,5 / 181 + RLG
			➡	→ 11/02; + ABS; für Fahrzeuge mit Klimaanlage		24.0220-3037.1 480308	Ø 203,0 x 48 / 204,5 - RLG / - ABS Ring
1.9 D (B/CB0J)	48	02/00→05/01	➡	- ABS; für Fahrzeuge ohne Klimaanlage		24.0218-0032.1 480118 24.0218-0732.2 480207	Ø 180,0 x 53,5 / 181 - RLG Ø 180,0 x 53,5 / 181 + RLG
			➡	+ ABS; für Fahrzeuge mit Klimaanlage		24.0220-3037.1 480308	Ø 203,0 x 48 / 204,5 - RLG / - ABS Ring
1.9 dTi (B/CB0U)	59	12/99→05/05	➡	02/00→ 11/02		24.0220-3037.1 480308	Ø 203,0 x 48 / 204,5 - RLG / - ABS Ring
Bremsbackensatz							
1.2 (BB0A, BB0F, BB10, BB1K, BB28, BB2D, BB2H, CB0A,... 1.2 16V (BB05, BB0W, BB11, BB27, BB2T, BB2U, BB2V, CB05,... 1.5 dCi (B/CB3M)	43	09/98→	➡	+ ABS; → 10/07		03.0137-0312.2 650312 03.0520-3517.3 693517	TRW Ø 203 x 38 + RZ / + Zub TopKit
	55	06/01→				03.0520-5017.3 695017	Ø 203 x 39 Ø 17,46 + RZ / + Zub TopKit
	47	06/05→	➡	- ABS; → 12/12		03.0137-0358.2 650358 03.0520-4719.3 694719	BDX Ø 180 x 42 + HEB BDX Ø 180 x 42 Ø 19,05 + RZ / + Zub TopKit
			➡	11/07→; + ABS; → 12/12		03.0137-0498.2 650498 03.0520-4717.3 694717	TRW Ø 203 x 38 + HEB Ø 203 x 38 Ø 17,46 + RZ / + Zub TopKit
➡			+ ABS; → 12/12		03.0137-0532.2 650532	BOS Ø 203 x 39 + HEB	
1.2 LPG	43	09/98→06/09	➡	+ ABS; → 10/07		03.0137-0312.2 650312 03.0520-3517.3 693517 03.0520-5017.3 695017	TRW Ø 203 x 38 TRW Ø 203 x 39 Ø 17,78 + RZ / + Zub TopKit Ø 203 x 39 Ø 17,46 + RZ / + Zub TopKit
			➡			03.0137-0312.2 650312 03.0137-0532.2 650532	TRW Ø 203 x 38 BOS Ø 203 x 39 + HEB
			➡	- ABS		03.0137-0358.2 650358 03.0520-4719.3 694719	BDX Ø 180 x 42 + HEB BDX Ø 180 x 42 Ø 19,05 + RZ / + Zub TopKit
			➡	11/07→; + ABS		03.0137-0498.2 650498 03.0520-4717.3 694717	TRW Ø 203 x 38 + HEB Ø 203 x 38 Ø 17,46 + RZ / + Zub TopKit
			➡	+ ABS		03.0137-0532.2 650532	BOS Ø 203 x 39 + HEB
			➡				
1.2 LPG (BB0A, CB0A)	44	03/99→05/01	➡	+ ABS		03.0137-0312.2 650312 03.0137-0532.2 650532 03.0520-3517.3 693517 03.0520-5017.3 695017	TRW Ø 203 x 38 BOS Ø 203 x 39 + HEB TRW Ø 203 x 39 Ø 17,78 + RZ / + Zub TopKit Ø 203 x 39 Ø 17,46 + RZ / + Zub TopKit
			➡	- ABS		03.0137-0358.2 650358 03.0520-4719.3 694719	BDX Ø 180 x 42 + HEB BDX Ø 180 x 42 Ø 19,05 + RZ / + Zub TopKit
			➡				
1.4 (B/CB0C, B/CB0S)	55	09/98→05/05	➡	+ ABS; Automatikgetriebe		03.0137-0312.2 650312 03.0137-0532.2 650532 03.0520-3517.3 693517 03.0520-5017.3 695017	TRW Ø 203 x 38 BOS Ø 203 x 39 + HEB TRW Ø 203 x 39 Ø 17,78 + RZ / + Zub TopKit Ø 203 x 39 Ø 17,46 + RZ / + Zub TopKit
			➡	+ ABS; Schaltgetriebe		03.0137-0312.2 650312 03.0137-0532.2 650532 03.0520-3517.3 693517 03.0520-5017.3 695017	TRW Ø 203 x 38 BOS Ø 203 x 39 + HEB TRW Ø 203 x 39 Ø 17,78 + RZ / + Zub TopKit Ø 203 x 39 Ø 17,46 + RZ / + Zub TopKit
			➡	- ABS; Schaltgetriebe		03.0137-0358.2 650358 03.0520-4719.3 694719	BDX Ø 180 x 42 + HEB BDX Ø 180 x 42 Ø 19,05 + RZ / + Zub TopKit
			➡	- ABS		03.0137-0358.2 650358	BDX Ø 180 x 42 + HEB
			↓				














	kw			 	! #		
RENAULT - CLIO II (BB_, CB_) 03/98→							
Bremsbackensatz							
1.4 (B/CB0C, B/CB0S)	55	09/98→05/05	➡	- ABS		03.0520-4719.3 694719	BDX Ø 180 x 42 Ø 19,05 + RZ / + Zub TopKit
1.4 16V (B/CB0L)	70	10/99→09/04	➡	→ 07/00		03.0137-0312.2 650312 03.0137-0532.2 650532 03.0520-3517.3 693517 03.0520-5017.3 695017	TRW Ø 203 x 38 BOS Ø 203 x 39 + HEB TRW Ø 203 x 39 Ø 17,78 + RZ / + Zub TopKit Ø 203 x 39 Ø 17,46 + RZ / + Zub TopKit
1.4 16V (B/CB0P)	72	02/00→07/08	➡	→ 10/07		03.0137-0312.2 650312 03.0520-3517.3 693517 03.0520-5017.3 695017	TRW Ø 203 x 38 TRW Ø 203 x 39 Ø 17,78 + RZ / + Zub TopKit Ø 203 x 39 Ø 17,46 + RZ / + Zub TopKit
			➡	11/07→		03.0137-0498.2 650498 03.0520-4717.3 694717	TRW Ø 203 x 38 + HEB Ø 203 x 38 Ø 17,46 + RZ / + Zub TopKit
			➡			03.0137-0532.2 650532	BOS Ø 203 x 39 + HEB
1.5 dCi 1.5 dCi (B/CB03) 1.6 (B/CB0D)	42 59 66	06/01→12/06 06/01→10/03 09/98→05/05	➡			03.0137-0312.2 650312 03.0137-0532.2 650532 03.0520-3517.3 693517 03.0520-5017.3 695017	TRW Ø 203 x 38 BOS Ø 203 x 39 + HEB TRW Ø 203 x 39 Ø 17,78 + RZ / + Zub TopKit Ø 203 x 39 Ø 17,46 + RZ / + Zub TopKit
			➡	→ 10/07		03.0137-0312.2 650312 03.0520-3517.3 693517 03.0520-5017.3 695017	TRW Ø 203 x 38 TRW Ø 203 x 39 Ø 17,78 + RZ / + Zub TopKit Ø 203 x 39 Ø 17,46 + RZ / + Zub TopKit
			➡	11/07→ 12/12		03.0137-0498.2 650498 03.0520-4717.3 694717	TRW Ø 203 x 38 + HEB Ø 203 x 38 Ø 17,46 + RZ / + Zub TopKit
1.5 dCi 1.5 dCi (B/C2J) 1.5 dCi (B/CB07) 1.5 dCi (B/CB08) 1.6 16V (BB01, BB0H, BB0T, BB14, BB1D, BB1R, BB2KL, BB3G...)	74 50 48 60 79	01/04→ 08/04→ 06/01→ 06/01→ 09/98→	➡	→ 10/07		03.0137-0312.2 650312 03.0520-3517.3 693517 03.0520-5017.3 695017	TRW Ø 203 x 38 TRW Ø 203 x 39 Ø 17,78 + RZ / + Zub TopKit Ø 203 x 39 Ø 17,46 + RZ / + Zub TopKit
			➡	11/07→ 12/12		03.0137-0498.2 650498 03.0520-4717.3 694717	TRW Ø 203 x 38 + HEB Ø 203 x 38 Ø 17,46 + RZ / + Zub TopKit
			➡	→ 12/12		03.0137-0532.2 650532	BOS Ø 203 x 39 + HEB
1.5 dCi (BB3N, CB3N)	62	02/07→06/09	➡	+ ABS; → 10/07		03.0137-0312.2 650312 03.0520-3517.3 693517 03.0520-5017.3 695017	TRW Ø 203 x 38 TRW Ø 203 x 39 Ø 17,78 + RZ / + Zub TopKit Ø 203 x 39 Ø 17,46 + RZ / + Zub TopKit
			➡	- ABS		03.0137-0358.2 650358 03.0520-4719.3 694719	BDX Ø 180 x 42 + HEB BDX Ø 180 x 42 Ø 19,05 + RZ / + Zub TopKit
			➡	11/07→; + ABS		03.0137-0498.2 650498 03.0520-4717.3 694717	TRW Ø 203 x 38 + HEB Ø 203 x 38 Ø 17,46 + RZ / + Zub TopKit
			➡	+ ABS		03.0137-0532.2 650532	BOS Ø 203 x 39 + HEB
1.9 D (B/CB0E) 1.9 D (B/CB0J)	47 48	09/98→05/05 02/00→05/01	➡	+ ABS; für Fahrzeuge mit Klimaanlage		03.0137-0312.2 650312 03.0137-0532.2 650532 03.0520-3517.3 693517 03.0520-5017.3 695017	TRW Ø 203 x 38 BOS Ø 203 x 39 + HEB TRW Ø 203 x 39 Ø 17,78 + RZ / + Zub TopKit Ø 203 x 39 Ø 17,46 + RZ / + Zub TopKit
			➡	- ABS; für Fahrzeuge ohne Klimaanlage		03.0137-0358.2 650358 03.0520-4719.3 694719	BDX Ø 180 x 42 + HEB BDX Ø 180 x 42 Ø 19,05 + RZ / + Zub TopKit
1.9 dTi (B/CB0U)	59	12/99→05/05	➡	02/00→		03.0137-0312.2 650312 03.0137-0532.2 650532 03.0520-3517.3 693517 03.0520-5017.3 695017	TRW Ø 203 x 38 BOS Ø 203 x 39 + HEB TRW Ø 203 x 39 Ø 17,78 + RZ / + Zub TopKit Ø 203 x 39 Ø 17,46 + RZ / + Zub TopKit
Seilzug, Feststellbremse							
1.2 (BB0A, BB0F, BB10, BB1K, BB28, BB2D, BB2H, CB0A,...)	43	09/98→	➡	☐; + ABS; → 12/12; Trommelbremse		24.3727-1046.2 581046	L= 1.355
			➡	☐; + ABS; → 12/12; Trommelbremse		24.3727-1047.2 581047	L= 1.277
			➡	☐; - ABS; → 12/12; Trommelbremse		24.3727-1048.2 581048	L= 1.343
			➡	☐; - ABS; → 12/12; Trommelbremse		24.3727-1049.2 581049	L= 1.263
↓							












	kW			 	! #		
RENAULT - CLIO II (BB_, CB_) 03/98→							
Seilzug, Feststellbremse							
1.2 16V (BB05, BB0W, BB11, BB27, BB2T, BB2U, BB2V, CB05,... 1.5 dCi (B/C2J) 1.5 dCi (B/CB07)	55	06/01→	➡	<input type="checkbox"/> ; - ESP; → 12/12; Trommelbremse	24.3727-1060.2	581060	L= 1.415
			➡	<input type="checkbox"/> ; - ESP; → 12/12; Trommelbremse	24.3727-1061.2	581061	L= 1.335
	50 48	08/04→ 06/01→	➡	<input type="checkbox"/> ; - ABS; → 12/12; Trommelbremse	24.3727-1066.2	581066	L= 1.402
			➡	<input type="checkbox"/> ; - ABS; → 12/12; Trommelbremse	24.3727-1067.2	581067	L= 1.321
1.2 LPG	43	09/98→06/09	➡	<input type="checkbox"/> ; + ABS; Trommelbremse	24.3727-1046.2	581046	L= 1.355
			➡	<input type="checkbox"/> ; + ABS; Trommelbremse	24.3727-1047.2	581047	L= 1.277
			➡	<input type="checkbox"/> ; - ABS; Trommelbremse	24.3727-1048.2	581048	L= 1.343
			➡	<input type="checkbox"/> ; - ABS; Trommelbremse	24.3727-1066.2	581066	L= 1.402
			➡	<input type="checkbox"/> ; - ABS; Trommelbremse	24.3727-1049.2	581049	L= 1.263
1.2 LPG (BB0A, CB0A)	44	03/99→05/01	➡	<input type="checkbox"/> ; + ABS; Trommelbremse	24.3727-1046.2	581046	L= 1.355
			➡	<input type="checkbox"/> ; + ABS; Trommelbremse	24.3727-1047.2	581047	L= 1.277
			➡	<input type="checkbox"/> ; - ABS; Trommelbremse	24.3727-1048.2	581048	L= 1.343
			➡	<input type="checkbox"/> ; - ABS; Trommelbremse	24.3727-1049.2	581049	L= 1.263
			➡	<input type="checkbox"/> ; - ABS; Trommelbremse	24.3727-1067.2	581067	L= 1.321
1.4 (B/CB0C, B/CB0S)	55	09/98→05/05	➡	<input type="checkbox"/> ; - ABS; Automatikgetriebe; Trommelbremse	24.3727-1046.2	581046	L= 1.355
			➡	<input type="checkbox"/> ; + ABS; Trommelbremse	24.3727-1046.2	581046	L= 1.355
			➡	<input type="checkbox"/> ; - ABS; Automatikgetriebe; Trommelbremse	24.3727-1047.2	581047	L= 1.277
			➡	<input type="checkbox"/> ; + ABS; Trommelbremse	24.3727-1047.2	581047	L= 1.277
			➡	<input type="checkbox"/> ; - ABS; Schaltgetriebe; Trommelbremse	24.3727-1048.2	581048	L= 1.343
			➡	<input type="checkbox"/> ; - ABS; Trommelbremse	24.3727-1048.2	581048	L= 1.343
			➡	<input type="checkbox"/> ; - ABS; Trommelbremse	24.3727-1049.2	581049	L= 1.263
			➡	<input type="checkbox"/> ; - ABS; Schaltgetriebe; Trommelbremse	24.3727-1049.2	581049	L= 1.263
1.4 16V (B/CB0L)	70	10/99→09/04	➡	<input type="checkbox"/> ; → 07/00; Trommelbremse	24.3727-1046.2	581046	L= 1.355
			➡	<input type="checkbox"/> ; → 07/00; Trommelbremse	24.3727-1047.2	581047	L= 1.277
1.4 16V (B/CB0P) 1.6 (B/CB0D)	72 66	02/00→07/08 09/98→05/05	➡	<input type="checkbox"/> ; Trommelbremse	24.3727-1046.2	581046	L= 1.355
			➡	<input type="checkbox"/> ; Trommelbremse	24.3727-1047.2	581047	L= 1.277
1.5 dCi	42	06/01→12/06	➡	<input type="checkbox"/> ; - ESP; Trommelbremse	24.3727-1060.2	581060	L= 1.415
			➡	<input type="checkbox"/> ; - ESP; Trommelbremse	24.3727-1061.2	581061	L= 1.335
			➡	<input type="checkbox"/> ; - ABS; Trommelbremse	24.3727-1066.2	581066	L= 1.402
			➡	<input type="checkbox"/> ; - ABS; Trommelbremse	24.3727-1067.2	581067	L= 1.321
1.5 dCi 1.5 dCi (B/CB08)	74 60	01/04→ 06/01→	➡	<input type="checkbox"/> ; - ABS; → 12/12; Trommelbremse	24.3727-1060.2	581060	L= 1.415
			➡	<input type="checkbox"/> ; - ABS; → 12/12; Trommelbremse	24.3727-1061.2	581061	L= 1.335
			➡	<input type="checkbox"/> ; + ABS; → 12/12; Trommelbremse	24.3727-1066.2	581066	L= 1.402
			➡	<input type="checkbox"/> ; + ABS; → 12/12; Trommelbremse	24.3727-1067.2	581067	L= 1.321
1.5 dCi (B/CB03)	59	06/01→10/03	➡	<input type="checkbox"/> ; - ABS; Trommelbremse	24.3727-1060.2	581060	L= 1.415
			➡	<input type="checkbox"/> ; - ABS; Trommelbremse	24.3727-1061.2	581061	L= 1.335
			➡	<input type="checkbox"/> ; + ABS; Trommelbremse	24.3727-1066.2	581066	L= 1.402
			➡	<input type="checkbox"/> ; + ABS; Trommelbremse	24.3727-1067.2	581067	L= 1.321
1.6 16V (BB01, BB0H, BB0T, BB14, BB1D, BB1R, BB2KL, BB3G...	79	09/98→	➡	<input type="checkbox"/> ; → 12/12; Trommelbremse	24.3727-1046.2	581046	L= 1.355
			➡	<input type="checkbox"/> ; → 12/12; Trommelbremse	24.3727-1047.2	581047	L= 1.277
1.9 D (B/CB0E) 1.9 D (B/CB0J)	47 48	09/98→05/05 02/00→05/01	➡	<input type="checkbox"/> ; + ABS; für Fahrzeuge mit Klimaanlage; Trommelbremse	24.3727-1046.2	581046	L= 1.355
			➡	<input type="checkbox"/> ; + ABS; für Fahrzeuge mit Klimaanlage; Trommelbremse	24.3727-1047.2	581047	L= 1.277
			➡	<input type="checkbox"/> ; - ABS; für Fahrzeuge ohne Klimaanlage; Trommelbremse	24.3727-1048.2	581048	L= 1.343
			➡	<input type="checkbox"/> ; - ABS; für Fahrzeuge ohne Klimaanlage; Trommelbremse	24.3727-1049.2	581049	L= 1.263
1.9 dTi (B/CB0U)	59	12/99→05/05	➡	<input type="checkbox"/> ; 02/00→; Trommelbremse	24.3727-1046.2	581046	L= 1.355
			➡	<input type="checkbox"/> ; 02/00→; Trommelbremse	24.3727-1047.2	581047	L= 1.277













	kW			 	! #		
RENAULT - CLIO II Kasten (SB0/1/2_) 09/98→							
 Radbremszylinder							
1.5 dCi (SB07)	48	06/01→	➔	→ 12/12		24.3217-1710.3 020420 24.3217-1711.3 020449	TRW Ø 17,78 GG BOS Ø 17,46 ALU
Zubehörsatz, Bremsbacken							
1.5 dCi (SB07)	48	06/01→	➔	→ 12/12		03.0137-9158.2 669158 03.0137-9274.2 669274	TRW
 Bremstrommel							
1.5 dCi (SB07)	48	06/01→	➔	→ 12/12		24.0220-3037.1 480308	Ø 203,0 x 48 / 204,5 - RLG / - ABS Ring
 Bremsbackensatz							
1.5 dCi (SB07)	48	06/01→	➔	→ 12/12		03.0137-0312.2 650312 03.0137-0532.2 650532	TRW Ø 203 x 38 BOS Ø 203 x 39 + HEB
				→ 06/05		03.0520-3517.3 693517 03.0520-5017.3 695017	TRW Ø 203 x 39 Ø 17,78 + RZ / + Zub TopKit Ø 203 x 39 Ø 17,46 + RZ / + Zub TopKit
 Seilzug, Feststellbremse							
1.5 dCi (SB07)	48	06/01→	➔	<input type="checkbox"/> - ESP; → 12/12; Trommelbremse		24.3727-1060.2 581060	L= 1.415
				<input type="checkbox"/> - ESP; → 12/12; Trommelbremse		24.3727-1061.2 581061	L= 1.335
				<input type="checkbox"/> - ABS; → 12/12; Trommelbremse		24.3727-1066.2 581066	L= 1.402
				<input type="checkbox"/> - ABS; → 12/12; Trommelbremse		24.3727-1067.2 581067	L= 1.321
RENAULT - CLIO III (BR0/1, CR0/1) 01/05→							
 Radbremszylinder							
1.2 16V	58	06/05→	➔	→ 12/12		24.3219-1755.3 020508	Ø 19,05 ALU
1.2 16V	76	09/10→					
1.2 16V (BR02, BR0J, BR11, CR02, CR0J, CR11)	55	06/05→					
1.2 16V (BR0P, CR0P)	74	05/07→					
1.2 16V (BR0R, BR1D, BR1L, CR0R)	48	06/05→					
1.2 16V Hi-Flex (BR1U, CR1U)	55	07/08→					
1.2 Ethanol (CR1U, BR1U)	55	07/08→					
1.4 16V	72	06/05→					
1.5 dCi	55	08/10→					
1.5 dCi	65	08/10→					
1.5 dCi (BR17, CR17)	63	06/05→					
1.5 dCi (BR1C, CR1C)	76	06/05→					
1.5 dCi (C/BR0G, C/ BR1G)	50	06/05→					
1.5 dCi	47	06/05→	➔	- ABS	2	24.3219-1755.3 020508	Ø 19,05 ALU
1.5 dCi	48	05/05→	➔	→ 10/06		24.3219-1755.3 020508	Ø 19,05 ALU
Zubehörsatz, Bremsbacken							
1.2 16V	58	06/05→	➔	→ 12/12		03.0137-9280.2 669280	
1.2 16V	76	09/10→					
1.2 16V (BR02, BR0J, BR11, CR02, CR0J, CR11)	55	06/05→					
1.2 16V (BR0P, CR0P)	74	05/07→					
1.2 16V (BR0R, BR1D, BR1L, CR0R)	48	06/05→					
1.2 16V Hi-Flex (BR1U, CR1U)	55	07/08→					
1.2 Ethanol (CR1U, BR1U)	55	07/08→					
1.4 16V	72	06/05→					
1.5 dCi	55	08/10→					
1.5 dCi	65	08/10→					
1.5 dCi (BR17, CR17)	63	06/05→					
1.5 dCi (BR1C, CR1C)	76	06/05→					
1.5 dCi (C/BR0G, C/ BR1G)	50	06/05→					
1.5 dCi	47	06/05→	➔	- ABS		03.0137-9280.2 669280	
1.5 dCi	48	05/05→	➔	→ 10/06		03.0137-9280.2 669280	
↓							














	kw			 	! #			
RENAULT - CLIO III (BR0/1, CR0/1) 01/05→								
Bremstrommel								
1.2 16V	58	06/05→	➔	→ 12/12		24.0220-3033.1	480195	Ø 203,3 x 50,5 / 204,5 - RLG / - ABS Ring
1.2 16V	76	09/10→						
1.2 16V (BR02, BR0J, BR11, CR02, CR0J, CR11)	55	06/05→						
1.2 16V (BR0P, CR0P)	74	05/07→						
1.2 16V (BR0R, BR1D, BR1L, CR0R)	48	06/05→						
1.2 16V Hi-Flex (BR1U, CR1U)	55	07/08→						
1.2 Ethanol (CR1U, BR1U)	55	07/08→						
1.4 16V	72	06/05→						
1.5 dCi	55	08/10→						
1.5 dCi	65	08/10→						
1.5 dCi (BR17, CR17)	63	06/05→						
1.5 dCi (BR1C, CR1C)	76	06/05→						
1.5 dCi (C/BR0G, C/ BR1G)	50	06/05→						
1.5 dCi	47	06/05→	➔	- ABS		24.0220-3033.1	480195	Ø 203,3 x 50,5 / 204,5 - RLG / - ABS Ring
1.5 dCi	48	05/05→	➔	→ 10/06		24.0220-3033.1	480195	Ø 203,3 x 50,5 / 204,5 - RLG / - ABS Ring
Bremsbackensatz								
1.2 16V	58	06/05→	➔	→ 12/12		03.0137-0454.2	650454	AP Ø 203 x 38 + HEB
1.2 16V	76	09/10→				03.0520-6419.3	696419	AP Ø 203 x 38 Ø 19,05 + RZ / + Zub TopKit
1.2 16V (BR02, BR0J, BR11, CR02, CR0J, CR11)	55	06/05→						
1.2 16V (BR0P, CR0P)	74	05/07→						
1.2 16V (BR0R, BR1D, BR1L, CR0R)	48	06/05→						
1.2 16V Hi-Flex (BR1U, CR1U)	55	07/08→						
1.2 Ethanol (CR1U, BR1U)	55	07/08→						
1.4 16V	72	06/05→						
1.5 dCi	55	08/10→						
1.5 dCi	65	08/10→						
1.5 dCi (BR17, CR17)	63	06/05→						
1.5 dCi (BR1C, CR1C)	76	06/05→						
1.5 dCi (C/BR0G, C/ BR1G)	50	06/05→						
1.5 dCi	47	06/05→	➔	- ABS		03.0137-0454.2	650454	AP Ø 203 x 38 + HEB
						03.0520-6419.3	696419	AP Ø 203 x 38 Ø 19,05 + RZ / + Zub TopKit
1.5 dCi	48	05/05→	➔	→ 10/06		03.0137-0454.2	650454	AP Ø 203 x 38 + HEB
						03.0520-6419.3	696419	AP Ø 203 x 38 Ø 19,05 + RZ / + Zub TopKit
Seilzug, Feststellbremse								
1.2 16V	58	06/05→	➔	☐; → 12/12; Trommelbremse		24.3727-1078.2	581078	L= 1.451
1.2 16V (BR02, BR0J, BR11, CR02, CR0J, CR11)	55	06/05→	➔	☐; → 12/12; Trommelbremse		24.3727-1079.2	581079	L= 1.587
1.2 16V (BR0P, CR0P)	74	05/07→						
1.2 16V (BR0R, BR1D, BR1L, CR0R)	48	06/05→						
1.2 16V Hi-Flex (BR1U, CR1U)	55	07/08→						
1.2 Ethanol (CR1U, BR1U)	55	07/08→						
1.4 16V	72	06/05→						
1.5 dCi (BR17, CR17)	63	06/05→						
1.5 dCi (BR1C, CR1C)	76	06/05→						
1.5 dCi (C/BR0G, C/ BR1G)	50	06/05→						
1.6 16V GT (BR10, CR10)	94	06/09→						
1.2 16V	76	09/10→	➔	☐; → 12/12; Trommelbremse		24.3727-1078.2	581078	L= 1.451
1.5 dCi	55	08/10→	➔	☐; → 12/12; Trommelbremse		24.3727-1079.2	581079	L= 1.587
1.5 dCi	65	08/10→	➔	☐; → 12/12; passend für Felgengröße [Zoll]: 16; Trommelbremse		24.3727-1090.2	581090	L= 1.572
			➔	☐; → 12/12; passend für Felgengröße [Zoll]: 16		24.3727-1091.2	581091	L= 1.440
1.5 dCi	48	05/05→	➔	☐; → 10/06; Trommelbremse		24.3727-1078.2	581078	L= 1.451












	kW					! #		
RENAULT - CLIO III (BR0/1, CR0/1) 01/05→								
 Seilzug, Feststellbremse								
1.5 dCi	48	05/05→	➔	<input type="checkbox"/>	→ 10/06; Trommelbremse		24.3727-1079.2 581079	L= 1.587
2.0 16V Sport	148	09/08→	➔	<input type="checkbox"/>	04/09→; - ABS; → 12/12; Trommelbremse		24.3727-1078.2 581078	L= 1.451
				<input type="checkbox"/>	04/09→; - ABS; → 12/12; Trommelbremse		24.3727-1079.2 581079	L= 1.587
				<input type="checkbox"/>	04/09→; + ABS; → 12/12; Scheibenbremse		24.3727-1092.2 581092	L= 1.458
				<input type="checkbox"/>	04/09→; + ABS; → 12/12; Scheibenbremse		24.3727-1093.2 581093	L= 1.596
2.0 16V Sport (CR0N, CR1P)	145	02/06→	➔	<input type="checkbox"/>	- ABS; → 12/12; Trommelbremse		24.3727-1078.2 581078	L= 1.451
				<input type="checkbox"/>	- ABS; → 12/12; Trommelbremse		24.3727-1079.2 581079	L= 1.587
				<input type="checkbox"/>	+ ABS; → 12/12; Scheibenbremse		24.3727-1092.2 581092	L= 1.458
				<input type="checkbox"/>	+ ABS; → 12/12; Scheibenbremse		24.3727-1093.2 581093	L= 1.596
RENAULT - CLIO III Kasten (SB_, SR_) 06/05→								
 Radbremszylinder								
1.5 dCi	55	08/10→12/14	➔				24.3219-1755.3 020508	Ø 19,05 ALU
Zubehörsatz, Bremsbacken								
1.5 dCi	55	08/10→12/14	➔				03.0137-9280.2 669280	
 Bremstrommel								
1.5 dCi	55	08/10→12/14	➔				24.0220-3033.1 480195	Ø 203,3 x 50,5 / 204,5 - RLG / - ABS Ring
 Bremsbackensatz								
1.5 dCi	55	08/10→12/14	➔				03.0137-0454.2 650454	AP Ø 203 x 38 + HEB
							03.0520-6419.3 696419	AP Ø 203 x 38 Ø 19,05 + RZ / + Zub TopKit
 Seilzug, Feststellbremse								
1.5 dCi	55	08/10→12/14	➔	<input type="checkbox"/>	Trommelbremse		24.3727-1078.2 581078	L= 1.451
				<input type="checkbox"/>	Trommelbremse		24.3727-1079.2 581079	L= 1.587
				<input type="checkbox"/>	passend für Felgengröße [Zoll]: 16; Trommelbremse		24.3727-1090.2 581090	L= 1.572
				<input type="checkbox"/>	passend für Felgengröße [Zoll]: 16		24.3727-1091.2 581091	L= 1.440
RENAULT - CLIO IV (BH_) 11/12→								
 Radbremszylinder								
0.9 TCe 90	66	11/12→	➔				24.3217-1711.3 020449	BOS Ø 17,46 ALU
0.9 TCe 90 LPG	66	06/16→						
1.2 16V	54	11/12→						
1.2 16V (BHA1, BHAK, BHMG, BHMK)	55	06/15→						
1.2 LPG 16V	54	11/12→06/15						
1.5 dCi 75	55	11/12→						
1.2 TCe 120 (BHAU)	87	01/16→	➔				24.3219-1761.3 020536	Ø 19,05 ALU
1.2 TCe 120 (BHM0)	88	03/13→						
1.5 dCi 110	81	06/16→	➔		Schaltgetriebe		24.3217-1711.3 020449	BOS Ø 17,46 ALU
1.5 dCi 90	66	11/12→			Automatikgetriebe			
Zubehörsatz, Bremsbacken								
0.9 TCe 90	66	11/12→	➔				03.0137-9274.2 669274	
0.9 TCe 90 LPG	66	06/16→						
1.2 16V	54	11/12→						
1.2 16V (BHA1, BHAK, BHMG, BHMK)	55	06/15→						
1.2 LPG 16V	54	11/12→06/15						
1.5 dCi 75	55	11/12→						
1.2 TCe 120 (BHAU)	87	01/16→	➔				03.0137-9228.2 669228	BDX
1.2 TCe 120 (BHM0)	88	03/13→						
1.5 dCi 110	81	06/16→	➔		Automatikgetriebe		03.0137-9228.2 669228	BDX
1.5 dCi 90	66	11/12→			Schaltgetriebe			
 Bremsbackensatz								
0.9 TCe 90	66	11/12→	➔				03.0137-0532.2 650532	BOS Ø 203 x 39 + HEB
0.9 TCe 90 LPG	66	06/16→						
1.2 16V	54	11/12→						











	kw					! #		
RENAULT - CLIO IV (BH_) 11/12→								
 Bremsbackensatz								
1.2 16V (BHA1, BHAK, BHMGM, BHMK)	55	06/15→	➔			03.0520-5017.3	695017	Ø 203 x 39 Ø 17,46 + RZ / + Zub TopKit
1.2 LPG 16V	54	11/12→06/15						
1.5 dCi 75	55	11/12→						
1.2 TCe 120 (BHAU)	87	01/16→	➔			03.0137-0496.2	650496	BDX Ø 228 x 42 + HEB
1.2 TCe 120 (BHM0)	88	03/13→				03.0520-7919.3	697919	Ø 228 x 42 Ø 19,05 + RZ / + Zub TopKit
1.5 dCi 110	81	06/16→	➔	Automatikgetriebe		03.0137-0496.2	650496	BDX Ø 228 x 42 + HEB
1.5 dCi 90	66	11/12→				03.0520-7919.3	697919	Ø 228 x 42 Ø 19,05 + RZ / + Zub TopKit
			➔	Schaltgetriebe		03.0137-0532.2	650532	BOS Ø 203 x 39 + HEB
						03.0520-5017.3	695017	Ø 203 x 39 Ø 17,46 + RZ / + Zub TopKit
 Seilzug, Feststellbremse								
0.9 TCe 90	66	11/12→	➔	<input type="checkbox"/> ; Trommelbremse		24.3727-1098.2	581098	L= 1.485
0.9 TCe 90 LPG	66	06/16→						
1.2 16V	54	11/12→	➔	<input type="checkbox"/> ; Trommelbremse		24.3727-1099.2	581099	L= 1.610
1.2 16V (BHA1, BHAK, BHMGM, BHMK)	55	06/15→						
1.2 LPG 16V	54	11/12→06/15						
1.5 dCi 75	55	11/12→						
1.2 TCe 120 (BHAU)	87	01/16→	➔	<input type="checkbox"/> ; Trommelbremse		24.3727-1096.2	581096	L= 1.500
1.2 TCe 120 (BHM0)	88	03/13→	➔	<input type="checkbox"/> ; Trommelbremse		24.3727-1097.2	581097	L= 1.623
1.5 dCi 110	81	06/16→	➔	<input type="checkbox"/> ; Automatikgetriebe; Trommelbremse		24.3727-1096.2	581096	L= 1.500
1.5 dCi 90	66	11/12→	➔	<input type="checkbox"/> ; Automatikgetriebe; Trommelbremse		24.3727-1097.2	581097	L= 1.623
			➔	<input type="checkbox"/> ; Schaltgetriebe; Trommelbremse		24.3727-1098.2	581098	L= 1.485
			➔	<input type="checkbox"/> ; Schaltgetriebe; Trommelbremse		24.3727-1099.2	581099	L= 1.610
RENAULT - CLIO IV Grandtour (KH_) 01/13→								
 Radbremszylinder								
0.9 TCe 90	66	01/13→	➔			24.3219-1761.3	020536	Ø 19,05 ALU
1.2 16V	54	01/13→						
1.2 TCe 120 (KHAU)	87	01/16→						
1.2 TCe 120 (KHM0)	88	03/13→						
1.5 dCi 110	81	06/16→						
1.5 dCi 75	55	01/13→						
1.5 dCi 90	66	01/13→						
Zubehörsatz, Bremsbacken								
0.9 TCe 90	66	01/13→	➔			03.0137-9228.2	669228	BDX
1.2 16V	54	01/13→						
1.2 TCe 120 (KHAU)	87	01/16→						
1.2 TCe 120 (KHM0)	88	03/13→						
1.5 dCi 110	81	06/16→						
1.5 dCi 75	55	01/13→						
1.5 dCi 90	66	01/13→						
 Bremsbackensatz								
0.9 TCe 90	66	01/13→	➔			03.0137-0496.2	650496	BDX Ø 228 x 42 + HEB
1.2 16V	54	01/13→				03.0520-7919.3	697919	Ø 228 x 42 Ø 19,05 + RZ / + Zub TopKit
1.2 TCe 120 (KHAU)	87	01/16→						
1.2 TCe 120 (KHM0)	88	03/13→						
1.5 dCi 110	81	06/16→						
1.5 dCi 75	55	01/13→						
1.5 dCi 90	66	01/13→						
 Seilzug, Feststellbremse								
0.9 TCe 90	66	01/13→	➔	<input type="checkbox"/> ; Trommelbremse		24.3727-1096.2	581096	L= 1.500
1.2 16V	54	01/13→						
1.2 TCe 120 (KHAU)	87	01/16→	➔	<input type="checkbox"/> ; Trommelbremse		24.3727-1097.2	581097	L= 1.623
1.2 TCe 120 (KHM0)	88	03/13→						
1.5 dCi 110	81	06/16→						
1.5 dCi 75	55	01/13→						
1.5 dCi 90	66	01/13→						
RENAULT - CLIO IV Kasten 01/14→								
 Radbremszylinder								
0.9 TCe 90	66	01/14→	➔			24.3217-1711.3	020449	BOS Ø 17,46 ALU
1.2 16V	55	01/14→						
1.5 dCi 75	55	01/14→						
1.5 dCi 90	66	01/14→	➔	Schaltgetriebe		24.3217-1711.3	020449	BOS Ø 17,46 ALU
↓								










	kw				! #		
RENAULT - CLIO IV Kasten 01/14→							
 Radbremszylinder							
1.5 dCi 90	66	01/14→	➔	Automatikgetriebe		24.3219-1761.3 020536	Ø 19,05 ALU
Zubehörsatz, Bremsbacken							
0.9 TCe 90	66	01/14→	➔			03.0137-9274.2 669274	
1.2 16V	55	01/14→					
1.5 dCi 75	55	01/14→					
1.5 dCi 90	66	01/14→	➔	Automatikgetriebe		03.0137-9228.2 669228	BDX
			➔	Schaltgetriebe		03.0137-9274.2 669274	
 Bremsbackensatz							
0.9 TCe 90	66	01/14→	➔			03.0137-0532.2 650532	BOS Ø 203 x 39 + HEB
1.2 16V	55	01/14→				03.0520-5017.3 695017	Ø 203 x 39 Ø 17,46 + RZ / + Zub TopKit
1.5 dCi 75	55	01/14→					
1.5 dCi 90	66	01/14→	➔	Automatikgetriebe		03.0137-0496.2 650496	BDX Ø 228 x 42 + HEB
						03.0520-7919.3 697919	Ø 228 x 42 Ø 19,05 + RZ / + Zub TopKit
			➔	Schaltgetriebe		03.0137-0532.2 650532	BOS Ø 203 x 39 + HEB
						03.0520-5017.3 695017	Ø 203 x 39 Ø 17,46 + RZ / + Zub TopKit
 Seilzug, Feststellbremse							
0.9 TCe 90	66	01/14→	➔	<input type="checkbox"/> ; Trommelbremse		24.3727-1098.2 581098	L= 1.485
1.2 16V	55	01/14→	➔	<input type="checkbox"/> ; Trommelbremse		24.3727-1099.2 581099	L= 1.610
1.5 dCi 75	55	01/14→	➔	<input type="checkbox"/> ; Trommelbremse			
1.5 dCi 90	66	01/14→	➔	<input type="checkbox"/> ; Automatikgetriebe; Trommelbremse		24.3727-1096.2 581096	L= 1.500
			➔	<input type="checkbox"/> ; Automatikgetriebe; Trommelbremse		24.3727-1097.2 581097	L= 1.623
			➔	<input type="checkbox"/> ; Schaltgetriebe; Trommelbremse		24.3727-1098.2 581098	L= 1.485
			➔	<input type="checkbox"/> ; Schaltgetriebe; Trommelbremse		24.3727-1099.2 581099	L= 1.610
RENAULT - CLIO Grandtour (KR0/1_) 02/08→							
 Radbremszylinder							
1.2 16V	76	03/10→		+ ESP / - ESP; → 12/12		24.3219-1755.3 020508	Ø 19,05 ALU
1.2 16V (KR0E)	58	02/08→					
1.2 16V (KR0P)	74	02/08→					
1.5 dCi	48	02/10→					
1.5 dCi	55	08/10→					
1.5 dCi	65	08/10→					
1.5 dCi (KR0F)	63	02/08→					
1.5 dCi (KR0G)	50	02/08→					
1.5 dCi (KR1C, KR1N)	76	02/08→					
1.2 16V (KR02, KR0J)	55	02/08→		→ 12/12; - ESP		24.3219-1755.3 020508	Ø 19,05 ALU
1.2 16V Hi-Flex (KR0S)	55	07/08→					
1.4 16V	72	02/10→					
1.6 16V (KR0B)	82	02/08→					
1.6 16V (KR10)	94	11/08→					
1.5 dCi (KR0H, KR1S)	78	02/08→12/12		- ESP		24.3219-1755.3 020508	Ø 19,05 ALU
Zubehörsatz, Bremsbacken							
1.2 16V	76	03/10→	➔	+ ESP / - ESP; → 12/12		03.0137-9280.2 669280	
1.2 16V (KR0E)	58	02/08→					
1.2 16V (KR0P)	74	02/08→					
1.5 dCi	48	02/10→					
1.5 dCi	55	08/10→					
1.5 dCi	65	08/10→					
1.5 dCi (KR0F)	63	02/08→					
1.5 dCi (KR0G)	50	02/08→					
1.5 dCi (KR1C, KR1N)	76	02/08→					
1.2 16V (KR02, KR0J)	55	02/08→	➔	→ 12/12; - ESP		03.0137-9280.2 669280	
1.2 16V Hi-Flex (KR0S)	55	07/08→					
1.4 16V	72	02/10→					
1.6 16V (KR0B)	82	02/08→					
1.6 16V (KR10)	94	11/08→					
1.5 dCi (KR0H, KR1S)	78	02/08→12/12	➔	- ESP		03.0137-9280.2 669280	
 Bremstrommel							
1.2 16V	76	03/10→	➔	→ 12/12; - ESP		24.0220-3033.1 480195	Ø 203,3 x 50,5 / 204,5 - RLG / - ABS Ring
1.2 16V (KR02, KR0J)	55	02/08→					
1.2 16V (KR0E)	58	02/08→					
1.2 16V (KR0P)	74	02/08→					
1.2 16V Hi-Flex (KR0S)	55	07/08→					
1.5 dCi	48	02/10→					
1.5 dCi	55	08/10→					








	kw					! #		
RENAULT - CLIO Grandtour (KR0/1_) 02/08→								
 Bremstrommel								
1.5 dCi	65	08/10→	➔	→ 12/12; - ESP		24.0220-3033.1	480195	Ø 203,3 x 50,5 / 204,5 - RLG / - ABS Ring
1.5 dCi (KR0F)	63	02/08→						
1.5 dCi (KR0G)	50	02/08→						
1.5 dCi (KR1C, KR1N)	76	02/08→						
1.6 16V (KR0B)	82	02/08→						
1.5 dCi (KR0H, KR1S)	78	02/08→12/12	➔	- ESP		24.0220-3033.1	480195	Ø 203,3 x 50,5 / 204,5 - RLG / - ABS Ring
 Bremsbackensatz								
1.2 16V	76	03/10→	➔	+ ESP; → 12/12		03.0137-0454.2	650454	AP Ø 203 x 38 + HEB
1.2 16V (KR0E)	58	02/08→						
1.2 16V (KR0P)	74	02/08→	➔	→ 12/12; - ESP		03.0520-6419.3	696419	AP Ø 203 x 38 Ø 19,05 + RZ / + Zub TopKit
1.5 dCi	48	02/10→						
1.5 dCi	55	08/10→						
1.5 dCi	65	08/10→						
1.5 dCi (KR0F)	63	02/08→						
1.5 dCi (KR0G)	50	02/08→						
1.5 dCi (KR1C, KR1N)	76	02/08→						
1.2 16V (KR02, KR0J)	55	02/08→	➔	→ 12/12		03.0137-0454.2	650454	AP Ø 203 x 38 + HEB
1.2 16V Hi-Flex (KR0S)	55	07/08→						
1.4 16V	72	02/10→	➔	→ 12/12; - ESP		03.0520-6419.3	696419	AP Ø 203 x 38 Ø 19,05 + RZ / + Zub TopKit
1.6 16V (KR0B)	82	02/08→						
1.6 16V (KR10)	94	11/08→						
1.5 dCi (KR0H, KR1S)	78	02/08→12/12	➔			03.0137-0454.2	650454	AP Ø 203 x 38 + HEB
			➔	- ESP		03.0520-6419.3	696419	AP Ø 203 x 38 Ø 19,05 + RZ / + Zub TopKit
 Seilzug, Feststellbremse								
1.2 16V	76	03/10→	➔	☐; → 12/12; - ESP; Trommelbremse		24.3727-1078.2	581078	L= 1.451
1.2 16V (KR02, KR0J)	55	02/08→						
1.2 16V (KR0E)	58	02/08→	➔	☐; → 12/12; Trommelbremse		24.3727-1079.2	581079	L= 1.587
1.2 16V (KR0P)	74	02/08→	➔	☐; → 12/12; + ESP; Scheibenbremse		24.3727-3600.2	583600	L= 1.322
1.2 16V Hi-Flex (KR0S)	55	07/08→						
1.4 16V	72	02/10→	➔	☐; → 12/12; + ESP; Scheibenbremse		24.3727-3601.2	583601	L= 1.448
1.5 dCi	55	08/10→						
1.5 dCi (KR0G)	50	02/08→						
1.5 dCi (KR1C, KR1N)	76	02/08→						
1.5 dCi	48	02/10→	➔	☐; → 12/12; - ESP; Trommelbremse		24.3727-1090.2	581090	L= 1.572
1.5 dCi	65	08/10→						
1.5 dCi (KR0F)	63	02/08→	➔	☐; → 12/12; - ESP; Trommelbremse		24.3727-1091.2	581091	L= 1.440
1.6 16V (KR10)	94	11/08→	➔	☐; → 12/12; + ESP; Scheibenbremse		24.3727-3600.2	583600	L= 1.322
			➔	☐; → 12/12; + ESP; Scheibenbremse		24.3727-3601.2	583601	L= 1.448
1.5 dCi (KR0H, KR1S)	78	02/08→12/12	➔	☐; - ESP; Trommelbremse		24.3727-1078.2	581078	L= 1.451
			➔	☐; Trommelbremse		24.3727-1079.2	581079	L= 1.587
			➔	☐; + ESP; Scheibenbremse		24.3727-3600.2	583600	L= 1.322
			➔	☐; + ESP; Scheibenbremse		24.3727-3601.2	583601	L= 1.448
1.6 16V (KR0B)	82	02/08→	➔	☐; → 12/12; - ESP; Trommelbremse		24.3727-1078.2	581078	L= 1.451
			➔	☐; → 12/12; Trommelbremse		24.3727-1079.2	581079	L= 1.587
RENAULT - ESPACE II (J/S63_) 01/91→10/97								
 Radbremszylinder								
2.0 (J636)	76	01/91→10/96	➔	- ABS;		24.3222-1118.3	020315	BDX Ø 22,2 GG
2.2 (J/S637, J63G)	79	01/91→10/96		für Fahrzeuge ohne Niveauregulierung		24.3222-1615.3	020285	TRW Ø 22,2 GG
2.2 4x4 (J/S637, J63G)	79	03/91→12/96						
2.1 TD (J633, J634, J/S635, J/S63D)	65	01/91→10/96	➔	für Fahrzeuge ohne Niveauregulierung		24.3222-1118.3	020315	BDX Ø 22,2 GG
2.1 TD (J63E)	66	11/94→10/96				24.3222-1615.3	020285	TRW Ø 22,2 GG
Zubehörsatz, Bremsbacken								
2.0 (J636)	76	01/91→10/96	➔	- ABS;		03.0137-9020.2	669020	BDX
2.2 (J/S637, J63G)	79	01/91→10/96		für Fahrzeuge ohne Niveauregulierung		03.0137-9027.2	669027	TRW
2.2 4x4 (J/S637, J63G)	79	03/91→12/96						
2.1 TD (J633, J634, J/S635, J/S63D)	65	01/91→10/96	➔	für Fahrzeuge ohne Niveauregulierung		03.0137-9020.2	669020	BDX
2.1 TD (J63E)	66	11/94→10/96				03.0137-9027.2	669027	TRW
 Bremsbackensatz								
2.0 (J636)	76	01/91→10/96	➔	- ABS;		03.0137-0124.2	650124	BDX Ø 229 x 42 + HEB
				für Fahrzeuge ohne Niveauregulierung		03.0137-0271.2	650271	TRW Ø 229 x 42 + HEB
			➔	12/92→; - ABS;		03.0520-2422.3	692422	TRW Ø 229 x 42 Ø 22,2 + RZ / + Zub TopKit
				für Fahrzeuge ohne Niveauregulierung				
↓								












	kw					! #		
RENAULT - ESPACE II (J/S63_) 01/91→10/97								
 Bremsbackensatz								
2.0 (J636)	76	01/91→10/96	➔	→ 11/92; - ABS; für Fahrzeuge ohne Niveauregulierung			03.0520-3122.3 693122	BDX Ø 229 x 42 Ø 22,2 + RZ / + Zub TopKit
2.1 TD (J633, J634, J/S635, J/S63D)	65	01/91→10/96	➔	für Fahrzeuge ohne Niveauregulierung			03.0137-0124.2 650124 03.0137-0271.2 650271	BDX Ø 229 x 42 + HEB TRW Ø 229 x 42 + HEB
			➔	12/92→; für Fahrzeuge ohne Niveauregulierung			03.0520-2422.3 692422	TRW Ø 229 x 42 Ø 22,2 + RZ / + Zub TopKit
			➔	→ 11/92; für Fahrzeuge ohne Niveauregulierung			03.0520-3122.3 693122	BDX Ø 229 x 42 Ø 22,2 + RZ / + Zub TopKit
2.1 TD (J63E)	66	11/94→10/96	➔	für Fahrzeuge ohne Niveauregulierung			03.0137-0124.2 650124 03.0137-0271.2 650271 03.0520-2422.3 692422	BDX Ø 229 x 42 + HEB TRW Ø 229 x 42 + HEB TRW Ø 229 x 42 Ø 22,2 + RZ / + Zub TopKit
			➔					
			➔					
2.2 (J/S637, J63G) 2.2 4x4 (J/S637, J63G)	79 79	01/91→10/96 03/91→12/96	➔	- ABS; für Fahrzeuge ohne Niveauregulierung			03.0137-0124.2 650124 03.0137-0271.2 650271 03.0520-2422.3 692422	BDX Ø 229 x 42 + HEB TRW Ø 229 x 42 + HEB TRW Ø 229 x 42 Ø 22,2 + RZ / + Zub TopKit
 Seilzug, Feststellbremse								
2.0 (J636) 2.2 (J/S637, J63G) 2.2 4x4 (J/S637, J63G)	76 79 79	01/91→10/96 01/91→10/96 03/91→12/96	➔	⬇; + ABS; für Fahrzeuge mit Niveauregulierung; Scheibenbremse	1		24.3727-1024.2 581024	Satz L= 1.285 L2= 1.891
2.1 TD (J633, J634, J/S635, J/S63D) 2.1 TD (J63E)	65 66	01/91→10/96 11/94→10/96	➔	⬇; - ABS; für Fahrzeuge ohne Niveauregulierung; Trommelbremse	1		24.3727-1031.2 581031	Satz L= 1.984 L2= 1.045
			➔	⬇; für Fahrzeuge mit Niveauregulierung; Scheibenbremse	1		24.3727-1024.2 581024	Satz L= 1.285 L2= 1.891
2.1 TD (J63E)	66	11/94→10/96	➔	⬇; für Fahrzeuge ohne Niveauregulierung; Trommelbremse	1		24.3727-1031.2 581031	Satz L= 1.984 L2= 1.045
			➔	⬇; Scheibenbremse	1		24.3727-1024.2 581024	Satz L= 1.285 L2= 1.891
2.8 V6 (J638, J63J)	110	01/91→10/96	➔	⬇; Scheibenbremse	1		24.3727-1024.2 581024	Satz L= 1.285 L2= 1.891
RENAULT - ESPACE III (JE0_) 11/96→10/02								
 Radbremszylinder								
1.9 dTi (JE0M) 2.0 (JE0A) 2.2 12V TD (JE0E, JE0H, JE0P) 2.2 D 2.2 dCi (JE0S)	72 84 83 84 85	02/99→10/02 11/96→10/00 11/96→10/00 11/97→01/00 07/00→10/02	➔				24.3222-1615.3 020285	TRW Ø 22,2 GG
Zubehörsatz, Bremsbacken								
1.9 dTi (JE0M) 2.0 (JE0A) 2.2 12V TD (JE0E, JE0H, JE0P) 2.2 D 2.2 dCi (JE0S)	72 84 83 84 85	02/99→10/02 11/96→10/00 11/96→10/00 11/97→01/00 07/00→10/02	➔				03.0137-9206.2 669206	TRW
 Bremstrommel								
1.9 dTi (JE0M) 2.0 (JE0A) 2.2 12V TD (JE0E, JE0H, JE0P) 2.2 D 2.2 dCi (JE0S)	72 84 83 84 85	02/99→10/02 11/96→10/00 11/96→10/00 11/97→01/00 07/00→10/02	➔				24.0222-8032.1 480170	Ø 228,6 x 52,5 / 229,5
 Bremsbackensatz								
1.9 dTi (JE0M) 2.0 (JE0A) 2.2 12V TD (JE0E, JE0H, JE0P) 2.2 D 2.2 dCi (JE0S)	72 84 83 84 85	02/99→10/02 11/96→10/00 11/96→10/00 11/97→01/00 07/00→10/02	➔				03.0137-0347.2 650347 03.0520-5522.3 695522	TRW Ø 229 x 42 + HEB TRW Ø 229 x 41 Ø 22,2 + RZ / + Zub TopKit
 Seilzug, Feststellbremse								
1.9 dTi (JE0M) 2.0 (JE0A) 2.2 12V TD (JE0E, JE0H, JE0P) 2.2 D 2.2 dCi (JE0S)	72 84 83 84 85	02/99→10/02 11/96→10/00 11/96→10/00 11/97→01/00 07/00→10/02	➔	⬇; Radstand [mm]: 2.702; Trommelbremse	1		24.3727-1058.2 581058	L= 1.520 L2= 1.583
2.2 12V TD (JE0E, JE0H, JE0P) 2.2 D 2.2 dCi (JE0S)	83 84 85	11/96→10/00 11/97→01/00 07/00→10/02	➔	⬇; Radstand [mm]: 2.874; Trommelbremse	1		24.3727-1059.2 581059	L= 1.675 L2= 1.740
			➔					











	kw			 	! #		
RENAULT - FLUENCE (L3_) 02/10→							
 Radbremsszylinder							
1.5 dCi (L30A)	63	02/10→	→			24.3219-1755.3	020508 Ø 19,05 ALU
1.5 dCi (L30B)	78	02/10→					
1.5 dCi (L30D, L30L, L306, L33F, L33L, L33M, L33V, L33W)	81	02/10→					
1.5 dCi (L30S)	66	02/10→					
1.6 16V (L301, L30F, L30P, L30R)	81	02/10→					
1.6 16V (L304, L305, L30H)	82	02/10→					
2.0 16V (L30C, L30G, L30T, L30V)	103	02/10→					
RENAULT - GRAND SCÉNIC II (JM0/1_) 04/04→							
 Seilzug, Feststellbremse							
1.5 dCi	76	06/06→11/08	→	↓; Scheibenbremse; - eFSB	2	24.3727-1075.2	581075 L= 2.100
1.9 dCi	85	05/05→01/09					
1.5 dCi (JM02, JM13)	74	04/04→	→	↓; → 03/09; Scheibenbremse; - eFSB	2	24.3727-1075.2	581075 L= 2.100
1.6	83	04/04→					
1.9 dCi (JM0G, JM12, JM1G, JM2C)	88	04/04→					
1.9 dCi (JM14)	96	05/05→					
1.9 dCi (JM15)	81	05/05→					
2.0	99	04/04→					
2.0	120	04/04→					
1.5 dCi (JM1E)	78	05/05→	→	↓; 06/06→ 03/09; Scheibenbremse; - eFSB	2	24.3727-1075.2	581075 L= 2.100
RENAULT - KANGOO / GRAND KANGOO (KW0/1_) 02/08→							
 Radbremsszylinder							
1.2 TCe 115 (KW02, KW14)	84	07/13→	→		2	24.3222-1729.3	020526 Ø 22,2 ALU
1.5 dCi	78	02/08→					
1.5 dCi (KW04, KW05, KW08, KW0G, KW11)	66	06/08→					
1.5 dCi (KW07, KW10)	55	11/12→					
1.5 dCi (KW0F)	76	02/08→					
1.5 dCi (KW0K, KW0L)	63	02/08→					
1.5 dCi (KW0V)	50	02/08→					
1.5 dCi (KW18)	67	08/17→					
1.5 dCi 110 (KW06, KW12)	81	03/13→					
1.5 dCi 110 (KW0C, KW0H)	80	09/10→					
1.6 (KW00, KW0Y, KW0E, KW0N, KW0P)	64	02/08→					
1.6 16V	78	02/08→					
1.6 16V Hi-Flex (KW01, KW03, KW09, KW0U, KW0W, KW13)	78	02/08→					
1.6 16V LPG	78	12/08→					
Zubehörsatz, Bremsbacken							
1.2 TCe 115 (KW02, KW14)	84	07/13→	→			03.0137-9228.2	669228 BDX
1.5 dCi	78	02/08→					
1.5 dCi (KW04, KW05, KW08, KW0G, KW11)	66	06/08→					
1.5 dCi (KW07, KW10)	55	11/12→					
1.5 dCi (KW0F)	76	02/08→					
1.5 dCi (KW0K, KW0L)	63	02/08→					
1.5 dCi (KW0V)	50	02/08→					
1.5 dCi (KW18)	67	08/17→					
1.5 dCi 110 (KW06, KW12)	81	03/13→					
1.5 dCi 110 (KW0C, KW0H)	80	09/10→					
1.6 (KW00, KW0Y, KW0E, KW0N, KW0P)	64	02/08→					
1.6 16V	78	02/08→					
1.6 16V Hi-Flex (KW01, KW03, KW09, KW0U, KW0W, KW13)	78	02/08→					
1.6 16V LPG	78	12/08→					
 Bremsbackensatz							
1.2 TCe 115 (KW02, KW14)	84	07/13→	→			03.0137-0496.2	650496 BDX Ø 228 x 42 + HEB
1.5 dCi	78	02/08→				03.0520-7222.3	697222 Ø 228 x 42 Ø 22,2 + RZ / + Zub TopKit
↓							








	kw					! #		
RENAULT - KANGOO / GRAND KANGOO (KW0/1_) 02/08→								
 Bremsbackensatz								
1.5 dCi (KW04, KW05, KW08, KW0G, KW11)	66	06/08→	➔			03.0137-0496.2	650496	BDX Ø 228 x 42 + HEB
1.5 dCi (KW07, KW10)	55	11/12→				03.0520-7222.3	697222	Ø 228 x 42 Ø 22,2 + RZ / + Zub TopKit
1.5 dCi (KW0F)	76	02/08→						
1.5 dCi (KW0K, KW0L)	63	02/08→						
1.5 dCi (KW0V)	50	02/08→						
1.5 dCi (KW18)	67	08/17→						
1.5 dCi 110 (KW06, KW12)	81	03/13→						
1.5 dCi 110 (KW0C, KW0H)	80	09/10→						
1.6 (KW00, KW0Y, KW0E, KW0N, KW0P)	64	02/08→						
1.6 16V	78	02/08→						
1.6 16V Hi-Flex (KW01, KW03, KW09, KW0U, KW0W, KW13)	78	02/08→						
1.6 16V LPG	78	12/08→						
 Seilzug, Feststellbremse								
1.2 TCe 115 (KW02, KW14)	84	07/13→	➔	⏴; mittlerer Radstand; Scheibenbremse	2	24.3727-1082.2	581082	L= 2.015
1.5 dCi	78	02/08→	➔	⏴; mittlerer Radstand; Trommelbremse	2	24.3727-1095.2	581095	L= 1.970
1.5 dCi (KW04, KW05, KW08, KW0G, KW11)	66	06/08→						
1.5 dCi (KW07, KW10)	55	11/12→						
1.5 dCi (KW0F)	76	02/08→						
1.5 dCi (KW0K, KW0L)	63	02/08→						
1.5 dCi (KW0V)	50	02/08→						
1.5 dCi (KW18)	67	08/17→						
1.5 dCi 110 (KW06, KW12)	81	03/13→						
1.5 dCi 110 (KW0C, KW0H)	80	09/10→						
1.6 (KW00, KW0Y, KW0E, KW0N, KW0P)	64	02/08→						
1.6 16V	78	02/08→						
1.6 16V Hi-Flex (KW01, KW03, KW09, KW0U, KW0W, KW13)	78	02/08→						
1.6 16V LPG	78	12/08→						
RENAULT - KANGOO (KC0/1_) 08/97→								
 Radbremszylinder								
1.2 (KC0A, KC0K, KC0F, KC01)	43	08/97→	➔	03/98→ 12/07; für Fahrzeuge mit verstärktem Fahrwerk		24.3222-1715.3	020433	BDX Ø 22,2 ALU
			➔	03/98→ 12/07		24.3222-1715.3	020433	BDX Ø 22,2 ALU
			➔	03/98→ 12/07; für Fahrzeuge ohne verstärktes Fahrwerk		24.3222-1716.3	020434	BDX Ø 22,2 ALU
1.2 16V (KC05, KC06, KC03, KC0T, KC0W, KC1D)	55	06/01→	➔	→ 12/07; für Fahrzeuge mit verstärktem Fahrwerk		24.3222-1715.3	020433	BDX Ø 22,2 ALU
			➔	→ 12/07		24.3222-1715.3	020433	BDX Ø 22,2 ALU
			➔	→ 12/07; für Fahrzeuge ohne verstärktes Fahrwerk		24.3222-1716.3	020434	BDX Ø 22,2 ALU
1.4 (KC0C, KC0H, KC0B, KC0M)	55	08/97→	➔	03/98→ 12/07; für Fahrzeuge mit verstärktem Fahrwerk		24.3222-1715.3	020433	BDX Ø 22,2 ALU
D 55 1.9 (KC0D)	40	08/97→	➔	03/98→ 12/07; für Fahrzeuge ohne verstärktes Fahrwerk		24.3222-1716.3	020434	BDX Ø 22,2 ALU
D 65 1.9 (KC0E, KC02, KC0J, KC0N)	47	08/97→						
1.5 dCi	42	07/03→	➔	→ 12/07; für Fahrzeuge mit verstärktem Fahrwerk		24.3222-1715.3	020433	BDX Ø 22,2 ALU
1.5 dCi	50	06/05→						
1.5 dCi	62	06/05→	➔	→ 12/07; für Fahrzeuge ohne verstärktes Fahrwerk		24.3222-1716.3	020434	BDX Ø 22,2 ALU
1.5 dCi (KC07)	48	12/01→						
1.5 dCi (KC08, KC09)	60	07/02→						
1.6 16V	70	06/01→						
1.9 dTi (KC0U)	59	02/00→						
1.5 dCi	45	04/05→06/10	➔	→ 12/07; für Fahrzeuge ohne verstärktes Fahrwerk		24.3222-1716.3	020434	BDX Ø 22,2 ALU
1.9 dCi 4x4	62	10/03→	➔	→ 12/07		24.3222-1716.3	020434	BDX Ø 22,2 ALU
Zubehörsatz, Bremsbacken								
1.2 (KC0A, KC0K, KC0F, KC01)	43	08/97→	➔	03/98→ 12/07; für Fahrzeuge mit verstärktem Fahrwerk		03.0137-9228.2	669228	BDX
			➔	03/98→ 12/07		03.0137-9228.2	669228	BDX
			➔	03/98→ 12/07; für Fahrzeuge ohne verstärktes Fahrwerk		03.0137-9233.2	669233	
↓								













	kw			 	! #		
RENAULT - KANGOO (KC0/1_) 08/97→							
Zubehörsatz, Bremsbacken							
1.2 16V (KC05, KC06, KC03, KC0T, KC0W, KC1D)	55	06/01→	➡	→ 12/07; für Fahrzeuge mit verstärktem Fahrwerk	03.0137-9228.2	669228	BDX
			➡	→ 12/07	03.0137-9228.2	669228	BDX
			➡	→ 12/07; für Fahrzeuge ohne verstärktes Fahrwerk	03.0137-9233.2	669233	
1.4 (KC0C, KC0H, KC0B, KC0M) D 55 1.9 (KC0D) D 65 1.9 (KC0E, KC02, KC0J, KC0N)	55	08/97→	➡	03/98→ 12/07; für Fahrzeuge mit verstärktem Fahrwerk	03.0137-9228.2	669228	BDX
	40 47	08/97→ 08/97→	➡	03/98→ 12/07; für Fahrzeuge ohne verstärktes Fahrwerk	03.0137-9233.2	669233	
1.5 dCi 1.5 dCi 1.5 dCi 1.5 dCi (KC07) 1.5 dCi (KC08, KC09) 1.9 dTi (KC0U)	42	07/03→	➡	→ 12/07; für Fahrzeuge mit verstärktem Fahrwerk	03.0137-9228.2	669228	BDX
	50	06/05→					
	62	06/05→					
	48	12/01→					
	60	07/02→					
59	02/00→						
1.5 dCi	45	04/05→06/10	➡	→ 12/07; für Fahrzeuge ohne verstärktes Fahrwerk	03.0137-9233.2	669233	
1.6 16V	70	06/01→	➡	→ 12/07; Frontantrieb; für Fahrzeuge mit verstärktem Fahrwerk	03.0137-9228.2	669228	BDX
			➡	→ 12/07; Frontantrieb; für Fahrzeuge ohne verstärktes Fahrwerk	03.0137-9233.2	669233	
1.9 dCi 4x4	62	10/03→	➡	→ 12/07	03.0137-9233.2	669233	
 Bremstrommel							
1.2 (KC0A, KC0K, KC0F, KC01)	43	08/97→	➡	03/98→ 12/07; für Fahrzeuge ohne verstärktes Fahrwerk	24.0220-3010.1	480081	Ø 203,0 x 50,5 / 204,5 - RLG / - ABS Ring
	55	08/97→					
1.4 (KC0C, KC0H, KC0B, KC0M) D 55 1.9 (KC0D) D 65 1.9 (KC0E, KC02, KC0J, KC0N)	40	08/97→	➡				
	47	08/97→					
1.2 16V (KC05, KC06, KC03, KC0T, KC0W, KC1D) 1.5 dCi 1.5 dCi 1.5 dCi 1.5 dCi 1.5 dCi (KC07) 1.5 dCi (KC08, KC09) 1.6 16V 1.9 dTi (KC0U)	55	06/01→	➡	→ 12/07; für Fahrzeuge ohne verstärktes Fahrwerk	24.0220-3010.1	480081	Ø 203,0 x 50,5 / 204,5 - RLG / - ABS Ring
	42	07/03→					
	45	04/05→06/10					
	50	06/05→					
	62	06/05→					
	48	12/01→					
	60	07/02→					
	70	06/01→					
	59	02/00→					
 Bremsbackensatz							
1.2 (KC0A, KC0K, KC0F, KC01)	43	08/97→	➡	03/98→ 12/07; für Fahrzeuge ohne verstärktes Fahrwerk	03.0137-0350.2	650350	Ø 203 x 39 + HEB
			➡	03/98→ 12/07; für Fahrzeuge mit verstärktem Fahrwerk	03.0520-5722.3	695722	BDX Ø 203 x 39 Ø 22,2 + RZ / + Zub TopKit
			➡	03/98→ 12/07	03.0137-0351.2	650351	BDX Ø 229 x 42 + HEB
1.2 16V (KC05, KC06, KC03, KC0T, KC0W, KC1D)	55	06/01→	➡	→ 12/07; für Fahrzeuge ohne verstärktes Fahrwerk	03.0137-0350.2	650350	Ø 203 x 39 + HEB
			➡	→ 12/07; für Fahrzeuge mit verstärktem Fahrwerk	03.0520-5722.3	695722	BDX Ø 203 x 39 Ø 22,2 + RZ / + Zub TopKit
			➡	→ 12/07	03.0137-0351.2	650351	BDX Ø 229 x 42 + HEB
1.4 (KC0C, KC0H, KC0B, KC0M) D 55 1.9 (KC0D) D 65 1.9 (KC0E, KC02, KC0J, KC0N)	55	08/97→	➡	03/98→ 12/07; für Fahrzeuge ohne verstärktes Fahrwerk	03.0137-0350.2	650350	Ø 203 x 39 + HEB
	40 47	08/97→ 08/97→					
1.5 dCi 1.5 dCi 1.5 dCi (KC07) 1.5 dCi (KC08, KC09) ↓	42	07/03→	➡	→ 12/07; für Fahrzeuge ohne verstärktes Fahrwerk	03.0137-0350.2	650350	Ø 203 x 39 + HEB
	50	06/05→					
	62	06/05→			03.0520-5722.3	695722	BDX Ø 203 x 39 Ø 22,2 + RZ / + Zub TopKit
	48	12/01→					
	60	07/02→					











	kw			 	! #		
RENAULT - KANGOO (KC0/1_) 08/97→							
Bremsbackensatz							
1.9 dTi (KC0U)	59	02/00→	➔	→ 12/07; für Fahrzeuge mit verstärktem Fahrwerk	03.0137-0351.2 650351 03.0520-5622.3 695622		BDX Ø 229 x 42 + HEB BDX Ø 229 x 42 Ø 22,2 + RZ / + Zub TopKit
1.5 dCi	45	04/05→06/10	➔	→ 12/07; für Fahrzeuge ohne verstärktes Fahrwerk	03.0137-0350.2 650350		Ø 203 x 39 + HEB
1.6 16V	70	06/01→	➔	→ 12/07; Frontantrieb; für Fahrzeuge ohne verstärktes Fahrwerk	03.0137-0350.2 650350		Ø 203 x 39 + HEB
			➔	→ 12/07; Frontantrieb; für Fahrzeuge mit verstärktem Fahrwerk	03.0137-0351.2 650351		BDX Ø 229 x 42 + HEB
			➔	→ 12/07; für Fahrzeuge mit verstärktem Fahrwerk	03.0520-5622.3 695622		BDX Ø 229 x 42 Ø 22,2 + RZ / + Zub TopKit
			➔	→ 12/07; für Fahrzeuge ohne verstärktes Fahrwerk	03.0520-5722.3 695722		BDX Ø 203 x 39 Ø 22,2 + RZ / + Zub TopKit
1.9 dCi 4x4	62	10/03→	➔	→ 12/07	03.0137-0350.2 650350 03.0520-5722.3 695722		Ø 203 x 39 + HEB BDX Ø 203 x 39 Ø 22,2 + RZ / + Zub TopKit
Seilzug, Feststellbremse							
1.2 (KC0A, KC0K, KC0F, KC01)	43	08/97→	➔	<input type="checkbox"/> ; 03/98→ 12/07; nicht für erhöhte Nutzlast; für Fahrzeuge ohne verstärktes Fahrwerk; Scheiben/Trommel	24.3727-1041.2 581041		L= 1.423
1.4 (KC0C, KC0H, KC0B, KC0M)	55	08/97→	➔	<input type="checkbox"/> ; 03/98→ 12/07; nicht für erhöhte Nutzlast; für Fahrzeuge ohne verstärktes Fahrwerk; Scheiben/Trommel	24.3727-1042.2 581042		L= 1.421
D 55 1.9 (KC0D)	40	08/97→	➔	<input type="checkbox"/> ; 03/98→ 12/07; für erhöhte Nutzlast; für Fahrzeuge mit verstärktem Fahrwerk; Scheiben/Trommel	24.3727-1043.2 581043		L= 1.432
			➔	<input type="checkbox"/> ; 03/98→ 12/07; für erhöhte Nutzlast; für Fahrzeuge mit verstärktem Fahrwerk; Scheiben/Trommel	24.3727-1044.2 581044		L= 1.442
1.2 16V (KC05, KC06, KC03, KC0T, KC0W, KC1D)	55	06/01→	➔	<input type="checkbox"/> ; → 12/07; nicht für erhöhte Nutzlast; für Fahrzeuge ohne verstärktes Fahrwerk; Scheiben/Trommel	24.3727-1041.2 581041		L= 1.423
			➔	<input type="checkbox"/> ; → 12/07; nicht für erhöhte Nutzlast; für Fahrzeuge ohne verstärktes Fahrwerk; Scheiben/Trommel	24.3727-1042.2 581042		L= 1.421
			➔	<input type="checkbox"/> ; → 12/07; für erhöhte Nutzlast; für Fahrzeuge mit verstärktem Fahrwerk; Scheiben/Trommel	24.3727-1043.2 581043		L= 1.432
			➔	<input type="checkbox"/> ; → 12/07; Scheiben/Trommel	24.3727-1043.2 581043		L= 1.432
			➔	<input type="checkbox"/> ; → 12/07; für erhöhte Nutzlast; für Fahrzeuge mit verstärktem Fahrwerk; Scheiben/Trommel	24.3727-1044.2 581044		L= 1.442
			➔	<input type="checkbox"/> ; → 12/07; Scheiben/Trommel	24.3727-1044.2 581044		L= 1.442
1.5 dCi	45	04/05→06/10	➔	<input type="checkbox"/> ; → 12/07; nicht für erhöhte Nutzlast; für Fahrzeuge ohne verstärktes Fahrwerk; Scheiben/Trommel	24.3727-1041.2 581041		L= 1.423
			➔	<input type="checkbox"/> ; → 12/07; nicht für erhöhte Nutzlast; für Fahrzeuge ohne verstärktes Fahrwerk; Scheiben/Trommel	24.3727-1042.2 581042		L= 1.421
1.5 dCi 1.5 dCi (KC07) 1.5 dCi (KC08, KC09) 1.6 16V 1.9 dTi (KC0U)	50	06/05→	➔	<input type="checkbox"/> ; → 12/07; nicht für erhöhte Nutzlast; für Fahrzeuge ohne verstärktes Fahrwerk; Scheiben/Trommel	24.3727-1041.2 581041		L= 1.423
	48	12/01→					
	60	07/02→					
	70	06/01→					
1.9 dCi 4x4	62	10/03→	➔	<input type="checkbox"/> ; → 12/07; Scheiben/Trommel	24.3727-1041.2 581041		L= 1.423
			➔	<input type="checkbox"/> ; → 12/07; Scheiben/Trommel	24.3727-1042.2 581042		L= 1.421
D 65 1.9 (KC0E, KC02, KC0J, KC0N)	47	08/97→	➔	<input type="checkbox"/> ; 03/98→ 12/07; nicht für erhöhte Nutzlast; für Fahrzeuge ohne verstärktes Fahrwerk; Scheiben/Trommel	24.3727-1041.2 581041		L= 1.423
			➔	<input type="checkbox"/> ; 03/98→ 12/07; nicht für erhöhte Nutzlast;	24.3727-1042.2 581042		L= 1.421











	kw				! #			
RENAULT - KANGOO (KC0/1_) 08/97→								
 Seilzug, Feststellbremse								
D 65 1.9 (KC0E, KC02, KC0J, KC0N)	47	08/97→	➔	für Fahrzeuge ohne verstärktes Fahrwerk; Scheiben/Trommel				
			➔	☐; 03/98→ 12/07; Scheiben/Trommel	24.3727-1043.2	581043	L= 1.432	
			➔	☐; 03/98→ 12/07; für erhöhte Nutzlast; für Fahrzeuge mit verstärktem Fahrwerk; Scheiben/Trommel	24.3727-1043.2	581043	L= 1.432	
			➔	☐; 03/98→ 12/07; Scheiben/Trommel	24.3727-1044.2	581044	L= 1.442	
			➔	☐; 03/98→ 12/07; für erhöhte Nutzlast; für Fahrzeuge mit verstärktem Fahrwerk; Scheiben/Trommel	24.3727-1044.2	581044	L= 1.442	
RENAULT - KANGOO BE BOP (KW0/1_) 02/09→								
 Radbremszylinder								
1.5 dCi 1.5 dCi (KW0F) 1.5 dCi (KW0G) 1.5 dCi 75 1.6 (KW0D)	80 76 66 55 78	06/09→ 02/09→ 06/09→ 09/10→ 02/09→	➔	passend für Felgenreöße [Zoll]: 14; → 12/10		24.3222-1729.3	020526	Ø 22,2 ALU
Zubehörsatz, Bremsbacken								
1.5 dCi 1.5 dCi (KW0F) 1.5 dCi (KW0G) 1.5 dCi 75 1.6 (KW0D)	80 76 66 55 78	06/09→ 02/09→ 06/09→ 09/10→ 02/09→	➔	passend für Felgenreöße [Zoll]: 14; → 12/10		03.0137-9228.2	669228	BDX
 Bremsbackensatz								
1.5 dCi 1.5 dCi (KW0F) 1.5 dCi (KW0G) 1.5 dCi 75 1.6 (KW0D)	80 76 66 55 78	06/09→ 02/09→ 06/09→ 09/10→ 02/09→	➔	passend für Felgenreöße [Zoll]: 14; → 12/10		03.0137-0496.2 03.0520-7222.3	650496 697222	BDX Ø 228 x 42 + HEB Ø 228 x 42 Ø 22,2 + RZ / + Zub TopKit
 Seilzug, Feststellbremse								
1.5 dCi 1.5 dCi (KW0F) 1.5 dCi (KW0G) 1.5 dCi 75 1.6 (KW0D)	80 76 66 55 78	06/09→ 02/09→ 06/09→ 09/10→ 02/09→	➔	☐; passend für Felgenreöße [Zoll]: 15 / 16; → 12/10; langer Radstand; Scheibenbremse	2	24.3727-1082.2	581082	L= 2.015
			➔	☐; passend für Felgenreöße [Zoll]: 14; → 12/10; langer Radstand	2	24.3727-1095.2	581095	L= 1.970
RENAULT - KANGOO Express (FW0/1_) 02/08→								
 Radbremszylinder								
1.2 TCe 115 (FW02, FW14) 1.5 dCi (FW0A, KW0V) 1.5 dCi (FW0F) 1.5 dCi 110 (FW06, FW12) 1.5 dCi 110 (FW0C, FW0H) 1.5 dCi 75 (FW07, FW10) 1.5 dCi 85 (FW0K, FW0L) 1.5 dCi 90 (FW0G, FW04, FW05, FW08, FW11) 1.5 dCi 90 (FW18) 1.6 (FW00, FW0E, FW0N, FW0P, FW0Y) 1.6 16V Flex 1.6 16V Flex (FW01, FW0U, FW13, FW03, FW09, FW0W) Z.E. (FW0Z)	84 50 76 81 80 55 63 66 67 64 72 78 44	07/13→ 02/08→ 02/08→ 09/13→ 09/10→ 09/10→ 02/08→ 06/09→ 08/17→ 02/08→ 02/08→ 02/08→ 10/11→	➔		2	24.3222-1729.3	020526	Ø 22,2 ALU
Zubehörsatz, Bremsbacken								
1.2 TCe 115 (FW02, FW14) 1.5 dCi (FW0A, KW0V) 1.5 dCi (FW0F) 1.5 dCi 110 (FW06, FW12) 1.5 dCi 110 (FW0C, FW0H) ↓	84 50 76 81 80	07/13→ 02/08→ 02/08→ 09/13→ 09/10→	➔			03.0137-9228.2	669228	BDX










	kW			 	! #		
RENAULT - KANGOO Express (FW0/1_) 02/08→							
Zubehörsatz, Bremsbacken							
1.5 dCi 75 (FW07, FW10)	55	09/10→	➔			03.0137-9228.2 669228	BDX
1.5 dCi 85 (FW0K, FW0L)	63	02/08→					
1.5 dCi 90 (FW0G, FW04, FW05, FW08, FW11)	66	06/09→					
1.5 dCi 90 (FW18)	67	08/17→					
1.6 (FW00, FW0E, FW0N, FW0P, FW0Y)	64	02/08→					
1.6 16V Flex	72	02/08→					
1.6 16V Flex (FW01, FW0U, FW13, FW03, FW09, FW0W)	78	02/08→					
Z.E. (FW0Z)	44	10/11→					
 Bremsbackensatz							
1.2 TCe 115 (FW02, FW14)	84	07/13→	➔			03.0137-0496.2 650496	BDX Ø 228 x 42 + HEB
1.5 dCi (FW0A, KW0V)	50	02/08→				03.0520-7222.3 697222	Ø 228 x 42 Ø 22,2 + RZ / + Zub TopKit
1.5 dCi (FW0F)	76	02/08→					
1.5 dCi 110 (FW06, FW12)	81	09/13→					
1.5 dCi 110 (FW0C, FW0H)	80	09/10→					
1.5 dCi 75 (FW07, FW10)	55	09/10→					
1.5 dCi 85 (FW0K, FW0L)	63	02/08→					
1.5 dCi 90 (FW0G, FW04, FW05, FW08, FW11)	66	06/09→					
1.5 dCi 90 (FW18)	67	08/17→					
1.6 (FW00, FW0E, FW0N, FW0P, FW0Y)	64	02/08→					
1.6 16V Flex	72	02/08→					
1.6 16V Flex (FW01, FW0U, FW13, FW03, FW09, FW0W)	78	02/08→					
Z.E. (FW0Z)	44	10/11→					
 Seilzug, Feststellbremse							
1.2 TCe 115 (FW02, FW14)	84	07/13→	➔	⬇; mittlerer Radstand; Scheibenbremse	2	24.3727-1082.2 581082	L= 2.015
1.5 dCi (FW0A, KW0V)	50	02/08→	➔	⬇; mittlerer Radstand; Trommelbremse	2	24.3727-1095.2 581095	L= 1.970
1.5 dCi (FW0F)	76	02/08→					
1.5 dCi 110 (FW06, FW12)	81	09/13→					
1.5 dCi 110 (FW0C, FW0H)	80	09/10→					
1.5 dCi 75 (FW07, FW10)	55	09/10→					
1.5 dCi 85 (FW0K, FW0L)	63	02/08→					
1.5 dCi 90 (FW0G, FW04, FW05, FW08, FW11)	66	06/09→					
1.5 dCi 90 (FW18)	67	08/17→					
1.6 (FW00, FW0E, FW0N, FW0P, FW0Y)	64	02/08→					
1.6 16V Flex	72	02/08→					
1.6 16V Flex (FW01, FW0U, FW13, FW03, FW09, FW0W)	78	02/08→					
Z.E. (FW0Z)	44	10/11→					
RENAULT - KANGOO Rapid (FC0/1_) 08/97→							
 Radbremszylinder							
1.2 (FC01, FC0A, FC0F)	43	08/97→	➔	03/98→ 12/07; für Fahrzeuge mit verstärktem Fahrwerk		24.3222-1715.3 020433	BDX Ø 22,2 ALU
1.4 (FC0C, FC0B, FC0H, FC0M)	55	08/97→06/08	➔				
D 55 1.9 (FC0D)	40	08/97→	➔	03/98→ 12/07; für Fahrzeuge ohne verstärktes Fahrwerk		24.3222-1716.3 020434	BDX Ø 22,2 ALU
D 65 1.9 (FC0E, FC02, FC0J, FC0N)	47	08/97→					
1.2 (FC1A)	44	07/98→07/01	➔	für Fahrzeuge mit verstärktem Fahrwerk		24.3222-1715.3 020433	BDX Ø 22,2 ALU
1.9 D (FC0J)	48	09/99→06/03	➔	für Fahrzeuge ohne verstärktes Fahrwerk		24.3222-1716.3 020434	BDX Ø 22,2 ALU
1.2 16V (FC05, FC0W, FC1D, FC1P, FC1K, FC0T)	55	10/01→	➔	→ 12/07; für Fahrzeuge mit verstärktem Fahrwerk		24.3222-1715.3 020433	BDX Ø 22,2 ALU
1.5 dCi	45	10/05→	➔	→ 12/07; für Fahrzeuge ohne verstärktes Fahrwerk		24.3222-1716.3 020434	BDX Ø 22,2 ALU











	kw					! #		
RENAULT - KANGOO Rapid (FC0/1_) 08/97→								
Radbremszylinder								
1.5 dCi (FC07, FC1R)	48	12/01→	➔	→ 12/07; für Fahrzeuge mit verstärktem Fahrwerk		24.3222-1715.3	020433	BDX Ø 22,2 ALU
1.5 dCi (FC08, FC09)	60	04/03→						
1.5 dCi (FC1E)	50	06/05→						
1.5 dCi (FC1G)	62	06/05→	➔	→ 12/07; für Fahrzeuge ohne verstärktes Fahrwerk		24.3222-1716.3	020434	BDX Ø 22,2 ALU
1.5 dCi (FC1R)	42	12/02→						
1.6 16V	70	10/01→						
1.6 16V 4x4 (FC0L, FC0P, FC0S)	70	10/01→						
1.6 16V bivalent	60	06/05→						
1.9 dTi (FC0U)	59	02/00→						
Zubehörsatz, Bremsbacken								
1.2 (FC01, FC0A, FC0F)	43	08/97→	➔	03/98→ 12/07; für Fahrzeuge mit verstärktem Fahrwerk		03.0137-9228.2	669228	BDX
1.4 (FC0C, FC0B, FC0H, FC0M)	55	08/97→06/08						
D 55 1.9 (FC0D)	40	08/97→	➔	03/98→ 12/07; für Fahrzeuge ohne verstärktes Fahrwerk		03.0137-9233.2	669233	
D 65 1.9 (FC0E, FC02, FC0J, FC0N)	47	08/97→						
1.2 (FC1A)	44	07/98→07/01	➔	für Fahrzeuge mit verstärktem Fahrwerk		03.0137-9228.2	669228	BDX
1.9 D (FC0J)	48	09/99→06/03	➔	für Fahrzeuge ohne verstärktes Fahrwerk		03.0137-9233.2	669233	
1.2 16V (FC05, FC0W, FC1D, FC1P, FC1K, FC0T)	55	10/01→	➔	→ 12/07; für Fahrzeuge mit verstärktem Fahrwerk		03.0137-9228.2	669228	BDX
1.5 dCi	45	10/05→	➔	→ 12/07; für Fahrzeuge ohne verstärktes Fahrwerk		03.0137-9233.2	669233	
1.5 dCi (FC07, FC1R)	48	12/01→						
1.5 dCi (FC08, FC09)	60	04/03→						
1.5 dCi (FC1E)	50	06/05→						
1.5 dCi (FC1G)	62	06/05→						
1.5 dCi (FC1R)	42	12/02→						
1.6 16V	70	10/01→						
1.6 16V 4x4 (FC0L, FC0P, FC0S)	70	10/01→						
1.6 16V bivalent	60	06/05→						
1.9 dTi (FC0U)	59	02/00→						
Bremstrommel								
1.2 (FC01, FC0A, FC0F)	43	08/97→	➔	03/98→ 12/07; für Fahrzeuge ohne verstärktes Fahrwerk		24.0220-3010.1	480081	Ø 203,0 x 50,5 / 204,5 - RLG / - ABS Ring
1.4 (FC0C, FC0B, FC0H, FC0M)	55	08/97→06/08						
D 55 1.9 (FC0D)	40	08/97→						
D 65 1.9 (FC0E, FC02, FC0J, FC0N)	47	08/97→						
1.2 (FC1A)	44	07/98→07/01	➔	für Fahrzeuge ohne verstärktes Fahrwerk		24.0220-3010.1	480081	Ø 203,0 x 50,5 / 204,5 - RLG / - ABS Ring
1.9 D (FC0J)	48	09/99→06/03						
1.2 16V (FC05, FC0W, FC1D, FC1P, FC1K, FC0T)	55	10/01→	➔	→ 12/07; für Fahrzeuge ohne verstärktes Fahrwerk		24.0220-3010.1	480081	Ø 203,0 x 50,5 / 204,5 - RLG / - ABS Ring
1.5 dCi	45	10/05→						
1.5 dCi (FC07, FC1R)	48	12/01→						
1.5 dCi (FC08, FC09)	60	04/03→						
1.5 dCi (FC1E)	50	06/05→						
1.5 dCi (FC1G)	62	06/05→						
1.5 dCi (FC1R)	42	12/02→						
1.9 dTi (FC0U)	59	02/00→						
Bremsbackensatz								
1.2 (FC01, FC0A, FC0F)	43	08/97→	➔	03/98→ 12/07; für Fahrzeuge ohne verstärktes Fahrwerk		03.0137-0350.2	650350	Ø 203 x 39 + HEB
1.4 (FC0C, FC0B, FC0H, FC0M)	55	08/97→06/08				03.0520-5722.3	695722	BDX Ø 203 x 39 Ø 22,2 + RZ / + Zub TopKit
D 55 1.9 (FC0D)	40	08/97→						
D 65 1.9 (FC0E, FC02, FC0J, FC0N)	47	08/97→	➔	03/98→ 12/07; für Fahrzeuge mit verstärktem Fahrwerk		03.0137-0351.2	650351	BDX Ø 229 x 42 + HEB
						03.0520-5622.3	695622	BDX Ø 229 x 42 Ø 22,2 + RZ / + Zub TopKit
1.2 (FC1A)	44	07/98→07/01	➔	für Fahrzeuge ohne verstärktes Fahrwerk		03.0137-0350.2	650350	Ø 203 x 39 + HEB
1.9 D (FC0J)	48	09/99→06/03				03.0520-5722.3	695722	BDX Ø 203 x 39 Ø 22,2 + RZ / + Zub TopKit
			➔	für Fahrzeuge mit verstärktem Fahrwerk		03.0137-0351.2	650351	BDX Ø 229 x 42 + HEB
						03.0520-5622.3	695622	BDX Ø 229 x 42 Ø 22,2 + RZ / + Zub TopKit
1.2 16V (FC05, FC0W, FC1D, FC1P, FC1K, FC0T)	55	10/01→	➔	→ 12/07; für Fahrzeuge ohne verstärktes Fahrwerk		03.0137-0350.2	650350	Ø 203 x 39 + HEB
1.5 dCi	45	10/05→				03.0520-5722.3	695722	BDX Ø 203 x 39 Ø 22,2 + RZ / + Zub TopKit
1.5 dCi (FC07, FC1R)	48	12/01→	➔	→ 12/07; für Fahrzeuge mit verstärktem Fahrwerk		03.0137-0351.2	650351	BDX Ø 229 x 42 + HEB
1.5 dCi (FC08, FC09)	60	04/03→				03.0520-5622.3	695622	BDX Ø 229 x 42 Ø 22,2 + RZ / + Zub TopKit
1.5 dCi (FC1E)	50	06/05→						
1.5 dCi (FC1G)	62	06/05→						
1.5 dCi (FC1R)	42	12/02→						











	kW					! #		
RENAULT - KANGOO Rapid (FC0/1_) 08/97→								
 Bremsbackensatz								
1.6 16V	70	10/01→	➔	→ 12/07;			03.0137-0350.2 650350	Ø 203 x 39 + HEB
1.6 16V 4x4 (FC0L, FC0P, FC0S)	70	10/01→		für Fahrzeuge ohne verstärktes Fahrwerk			03.0520-5722.3 695722	BDX Ø 203 x 39 Ø 22,2 + RZ / + Zub TopKit
1.6 16V bivalent	60	06/05→	➔	→ 12/07;	für Fahrzeuge mit verstärktem Fahrwerk		03.0137-0351.2 650351	BDX Ø 229 x 42 + HEB
1.9 dTi (FC0U)	59	02/00→						
 Seilzug, Feststellbremse								
1.2 (FC01, FC0A, FC0F)	43	08/97→	➔	☐; 03/98→ 12/07;			24.3727-1041.2 581041	L= 1.423
1.4 (FC0C, FC0B, FC0H, FC0M)	55	08/97→06/08		für Fahrzeuge ohne verstärktes Fahrwerk; Scheiben/Trommel				
D 55 1.9 (FC0D)	40	08/97→	➔	☑; 03/98→ 12/07;			24.3727-1042.2 581042	L= 1.421
D 65 1.9 (FC0E, FC02, FC0J, FC0N)	47	08/97→		für Fahrzeuge ohne verstärktes Fahrwerk; Scheiben/Trommel				
			➔	☐; 03/98→ 12/07;			24.3727-1043.2 581043	L= 1.432
				für Fahrzeuge mit verstärktem Fahrwerk; Scheiben/Trommel				
			➔	☑; 03/98→ 12/07;			24.3727-1044.2 581044	L= 1.442
				für Fahrzeuge mit verstärktem Fahrwerk; Scheiben/Trommel				
1.2 (FC1A)	44	07/98→07/01	➔	☐;			24.3727-1041.2 581041	L= 1.423
1.9 D (FC0J)	48	09/99→06/03		für Fahrzeuge ohne verstärktes Fahrwerk; Scheiben/Trommel				
			➔	☑;			24.3727-1042.2 581042	L= 1.421
				für Fahrzeuge ohne verstärktes Fahrwerk; Scheiben/Trommel				
			➔	☐;			24.3727-1043.2 581043	L= 1.432
				für Fahrzeuge mit verstärktem Fahrwerk; Scheiben/Trommel				
			➔	☑;			24.3727-1044.2 581044	L= 1.442
				für Fahrzeuge mit verstärktem Fahrwerk; Scheiben/Trommel				
1.2 16V (FC05, FC0W, FC1D, FC1P, FC1K, FC0T)	55	10/01→	➔	☐; → 12/07;			24.3727-1041.2 581041	L= 1.423
1.5 dCi	45	10/05→		für Fahrzeuge ohne verstärktes Fahrwerk; Scheiben/Trommel				
1.5 dCi (FC07, FC1R)	48	12/01→	➔	☑; → 12/07;			24.3727-1042.2 581042	L= 1.421
1.5 dCi (FC08, FC09)	60	04/03→		für Fahrzeuge ohne verstärktes Fahrwerk; Scheiben/Trommel				
1.5 dCi (FC1E)	50	06/05→						
1.5 dCi (FC1G)	62	06/05→	➔	☐; → 12/07;			24.3727-1043.2 581043	L= 1.432
1.5 dCi (FC1R)	42	12/02→		für Fahrzeuge mit verstärktem Fahrwerk; Scheiben/Trommel				
1.6 16V	70	10/01→						
1.6 16V bivalent	60	06/05→	➔	☑; → 12/07;			24.3727-1044.2 581044	L= 1.442
1.9 dTi (FC0U)	59	02/00→		für Fahrzeuge mit verstärktem Fahrwerk; Scheiben/Trommel				
RENAULT - KOLEOS I (HY_) 09/08→								
 Bremsbackensatz, Feststellbremse								
2.0 dCi (HY0K)	110	09/08→					03.0137-3012.2 653012	Ø 172 x 32 - HEB
2.0 dCi 4x4 (HY0K)	110	09/08→						
2.5 (HY0C, HY0N)	126	09/08→						
2.5 4x4 (HY0C, HY0N)	126	09/08→						
2.0 dCi 4x4 (HY0B)	127	09/08→	➔				03.0137-3012.2 653012	Ø 172 x 32 - HEB
 Seilzug, Feststellbremse								
2.0 dCi (HY0K)	110	09/08→	➔	☐; - eFSB; Scheiben/Trommel			24.3727-1087.2 581087	L= 1.760
2.0 dCi 4x4 (HY0B)	127	09/08→						
2.0 dCi 4x4 (HY0K)	110	09/08→	➔	☑; - eFSB; Scheiben/Trommel			24.3727-1088.2 581088	L= 1.760
2.5 (HY0C, HY0N)	126	09/08→						
2.5 4x4 (HY0C, HY0N)	126	09/08→						
RENAULT - LAGUNA I (B56_, 556_) 11/93→08/02								
 Radbremsszylinder								
1.6 16V (B568, B561)	79	11/97→03/01	➔	→ 02/01			24.3220-1711.3 020409	TRW Ø 20,64 GG
1.8	69	06/95→02/01	➔	→ 06/95; - ABS			24.3219-1611.3 020367	Ø 19,05 GG
1.8	70	06/95→06/98	➔	07/95→			24.3219-1611.3 020367	Ø 19,05 GG
1.8 (B56A/B)	66	11/93→03/01	➔	→ 02/01; - ABS			24.3219-1611.3 020367	Ø 19,05 GG
1.8 (B56S/T/0)	66	08/95→03/01	➔	→ 04/98			24.3219-1611.3 020367	Ø 19,05 GG
			➔	05/98→ 02/01			24.3220-1711.3 020409	TRW Ø 20,64 GG
1.8 (B56Z)	69	08/95→03/01	➔	→ 02/01			24.3219-1611.3 020367	Ø 19,05 GG
1.8 16V (B563, B564)	88	04/98→03/01	➔	→ 02/01			24.3220-1711.3 020409	TRW Ø 20,64 GG













	kw			 	! #		
RENAULT - LAGUNA I (B56_, 556_) 11/93→08/02							
 Radbremszylinder							
2.0	80	03/99→03/01	➡	→ 02/01		24.3220-1711.3 020409	TRW Ø 20,64 GG
1.9 dTi (B56J)	72	10/97→03/01	➡	→ 02/01		24.3220-1711.3 020409	TRW Ø 20,64 GG
2.0	84	06/95→02/01	➡	- ABS		24.3219-1611.3 020367	Ø 19,05 GG
2.0 (B56C/H/N)	83	11/93→03/01	➡	→ 06/95; - ABS		24.3219-1611.3 020367	Ø 19,05 GG
			➡	07/95→ 02/01		24.3219-1611.3 020367	Ø 19,05 GG
			➡	07/95→ 02/01		24.3219-1611.3 020367	Ø 19,05 GG
2.2 D (B56F/2)	61	11/93→03/01	➡	→ 06/95; - ABS		24.3219-1611.3 020367	Ø 19,05 GG
Zubehörsatz, Bremsbacken							
1.6 16V (B568, B561)	79	11/97→03/01	➡	→ 02/01		03.0137-9158.2 669158	TRW
1.8 (B56S/T/0)	66	08/95→03/01					
1.8 (B56Z)	69	08/95→03/01					
1.8	69	06/95→02/01	➡	→ 06/95; - ABS		03.0137-9158.2 669158	TRW
	70	06/95→06/98	➡	07/95→		03.0137-9158.2 669158	TRW
1.8 (B56A/B)	66	11/93→03/01	➡	→ 02/01; - ABS		03.0137-9158.2 669158	TRW
1.8 16V (B563, B564)	88	04/98→03/01	➡	→ 02/01		03.0137-9158.2 669158	TRW
2.0	80	03/99→03/01					
1.9 dTi (B56J)	72	10/97→03/01	➡	→ 02/01		03.0137-9158.2 669158	TRW
2.0	84	06/95→02/01	➡	→ 06/95; - ABS		03.0137-9158.2 669158	TRW
	61	11/93→03/01					
2.0 (B56C/H/N)	83	11/93→03/01	➡	→ 06/95; - ABS		03.0137-9158.2 669158	TRW
			➡	07/95→ 02/01		03.0137-9158.2 669158	TRW
			➡	07/95→ 02/01		03.0137-9158.2 669158	TRW
 Bremstrommel							
1.6 16V (B568, B561)	79	11/97→03/01	➡	→ 02/01		24.0220-3012.1 480088	Ø 203,0 x 50 / 204,5 - RLG / - ABS Ring
1.8 (B56S/T/0)	66	08/95→03/01					
1.8 (B56Z)	69	08/95→03/01					
1.8	69	06/95→02/01	➡	→ 06/95; - ABS		24.0220-3012.1 480088	Ø 203,0 x 50 / 204,5 - RLG / - ABS Ring
	70	06/95→06/98	➡	07/95→		24.0220-3012.1 480088	Ø 203,0 x 50 / 204,5 - RLG / - ABS Ring
1.8 (B56A/B)	66	11/93→03/01	➡	→ 02/01; - ABS		24.0220-3012.1 480088	Ø 203,0 x 50 / 204,5 - RLG / - ABS Ring
1.8 16V (B563, B564)	88	04/98→03/01	➡	→ 02/01		24.0220-3012.1 480088	Ø 203,0 x 50 / 204,5 - RLG / - ABS Ring
2.0	80	03/99→03/01					
1.9 dTi (B56J)	72	10/97→03/01	➡	→ 02/01		24.0220-3012.1 480088	Ø 203,0 x 50 / 204,5 - RLG / - ABS Ring
2.0	84	06/95→02/01	➡	→ 06/95; - ABS		24.0220-3012.1 480088	Ø 203,0 x 50 / 204,5 - RLG / - ABS Ring
	61	11/93→03/01					
2.0 (B56C/H/N)	83	11/93→03/01	➡	→ 06/95; - ABS		24.0220-3012.1 480088	Ø 203,0 x 50 / 204,5 - RLG / - ABS Ring
			➡	07/95→ 02/01		24.0220-3012.1 480088	Ø 203,0 x 50 / 204,5 - RLG / - ABS Ring
			➡	07/95→ 02/01		24.0220-3012.1 480088	Ø 203,0 x 50 / 204,5 - RLG / - ABS Ring
 Bremsbackensatz							
1.6 16V (B568, B561)	79	11/97→03/01	➡	→ 02/01		03.0137-0312.2 650312 03.0520-7120.3 697120	TRW Ø 203 x 38 TRW Ø 203 x 39 Ø 20,64 + RZ / + Zub TopKit
1.8	69	06/95→02/01	➡	→ 06/95; - ABS		03.0137-0312.2 650312	TRW Ø 203 x 38
	70	06/95→06/98	➡	07/95→		03.0520-2219.3 692219	TRW Ø 203 x 39 Ø 19,05 + RZ / + Zub TopKit
1.8 (B56A/B)	66	11/93→03/01	➡	→ 02/01; - ABS		03.0137-0312.2 650312 03.0520-2219.3 692219	TRW Ø 203 x 38 TRW Ø 203 x 39 Ø 19,05 + RZ / + Zub TopKit
			➡	→ 04/98		03.0520-2219.3 692219	TRW Ø 203 x 39 Ø 19,05 + RZ / + Zub TopKit
1.8 (B56S/T/0)	66	08/95→03/01	➡	→ 02/01		03.0137-0312.2 650312	TRW Ø 203 x 38
1.8 (B56C/H/N)	83	11/93→03/01	➡	→ 04/98		03.0520-2219.3 692219	TRW Ø 203 x 39 Ø 19,05 + RZ / + Zub TopKit
			➡	05/98→ 02/01		03.0520-7120.3 697120	TRW Ø 203 x 39 Ø 20,64 + RZ / + Zub TopKit
↓							
















	kw					! #		
RENAULT - LAGUNA I (B56_, 556_) 11/93→08/02								
 Bremsbackensatz								
1.8 (B56Z)	69	08/95→03/01	➡	→ 02/01			03.0137-0312.2 650312 03.0520-2219.3 692219	TRW Ø 203 x 38 TRW Ø 203 x 39 Ø 19,05 + RZ / + Zub TopKit
1.8 16V (B563, B564) 2.0	88 80	04/98→03/01 03/99→03/01	➡	→ 02/01			03.0137-0312.2 650312 03.0520-7120.3 697120	TRW Ø 203 x 38 TRW Ø 203 x 39 Ø 20,64 + RZ / + Zub TopKit
1.9 dTi (B56J)	72	10/97→03/01	➡	→ 02/01			03.0137-0312.2 650312 03.0520-7120.3 697120	TRW Ø 203 x 38 TRW Ø 203 x 39 Ø 20,64 + RZ / + Zub TopKit
2.0	84	06/95→02/01	➡	→ 06/95; - ABS			03.0137-0312.2 650312	TRW Ø 203 x 38
			➡	- ABS			03.0520-2219.3 692219	TRW Ø 203 x 39 Ø 19,05 + RZ / + Zub TopKit
2.0 (B56C/H/N)	83	11/93→03/01	➡	→ 06/95; - ABS			03.0137-0312.2 650312 03.0520-2219.3 692219	TRW Ø 203 x 38 TRW Ø 203 x 39 Ø 19,05 + RZ / + Zub TopKit
			➡	07/95→ 02/01			03.0137-0312.2 650312 03.0520-2219.3 692219	TRW Ø 203 x 38 TRW Ø 203 x 39 Ø 19,05 + RZ / + Zub TopKit
			➡	07/95→ 02/01			03.0137-0312.2 650312	TRW Ø 203 x 38
			➡	07/95→ 02/01			03.0520-2219.3 692219	TRW Ø 203 x 39 Ø 19,05 + RZ / + Zub TopKit
2.2 D (B56F/2)	61	11/93→03/01	➡	→ 06/95; - ABS			03.0137-0312.2 650312 03.0520-2219.3 692219	TRW Ø 203 x 38 TRW Ø 203 x 39 Ø 19,05 + RZ / + Zub TopKit
 Seilzug, Feststellbremse								
1.6 16V (B568, B561) 1.8 (B56S/T/0) 1.8 (B56Z) 1.9 dTi (B56J) 2.0	79 66 69 72 80	11/97→03/01 08/95→03/01 08/95→03/01 10/97→03/01 03/99→03/01	➡	⬇; → 02/01; Trommelbremse	2		24.3727-1032.2 581032	L= 1.187
1.8 1.8	69 70	06/95→02/01 06/95→06/98	➡	⬇; Trommelbremse	2		24.3727-1032.2 581032	L= 1.187
1.8 (B56A/B)	66	11/93→03/01	➡	⬇; 05/95→ 02/01; Trommelbremse	2		24.3727-1032.2 581032	L= 1.187
			➡	⬇; → 04/95; - ABS; Trommelbremse	2		24.3727-1032.2 581032	L= 1.187
			➡	⬇; → 04/95; + ABS; Scheibenbremse	2		24.3727-1033.2 581033	L= 1.247
1.8 16V (B563, B564)	88	04/98→03/01	➡	⬇; → 02/01; Trommelbremse	2		24.3727-1032.2 581032	L= 1.187
			➡	⬇; → 02/01; Scheibenbremse	2		24.3727-1053.2 581053	L= 1.183
1.9 dCi (B56W) 3.0 24V (B56V)	79 140	09/99→03/01 03/97→03/01	➡	⬇; → 02/01; Scheibenbremse	2		24.3727-1053.2 581053	L= 1.183
2.0 (B56C/H/N)	83	11/93→03/01	➡	⬇; 05/95→ 02/01; Trommelbremse	2		24.3727-1032.2 581032	L= 1.187
			➡	⬇; → 04/95; - ABS; Trommelbremse	2		24.3727-1032.2 581032	L= 1.187
			➡	⬇; → 04/95; + ABS; Scheibenbremse	2		24.3727-1033.2 581033	L= 1.247
			➡	⬇; → 01/97; Scheibenbremse	2		24.3727-1033.2 581033	L= 1.247
			➡	⬇; 02/97→ 02/01; Scheibenbremse	2		24.3727-1053.2 581053	L= 1.183
2.0 16V (B56D/M) 2.2 dT (B569)	102 83	06/95→03/01 03/96→03/01	➡	⬇; → 02/01; - ABS; Scheibenbremse	2		24.3727-1033.2 581033	L= 1.247
			➡	⬇; → 01/97; + ABS; Scheibenbremse	2		24.3727-1033.2 581033	L= 1.247
			➡	⬇; 02/97→ 02/01; + ABS; Scheibenbremse	2		24.3727-1053.2 581053	L= 1.183
2.2 D (B56F/2)	61	11/93→03/01	➡	⬇; → 02/01; - ABS; Trommelbremse	2		24.3727-1032.2 581032	L= 1.187
			➡	⬇; → 02/01; + ABS; Scheibenbremse	2		24.3727-1033.2 581033	L= 1.247
3.0 (B56E/R, B565)	123	11/93→03/01	➡	⬇; → 01/97; Scheibenbremse	2		24.3727-1033.2 581033	L= 1.247
			➡	⬇; 02/97→ 02/01; Scheibenbremse	2		24.3727-1053.2 581053	L= 1.183
RENAULT - LAGUNA I Grandtour (K56_) 09/95→08/02								
 Radbremszylinder								
1.6 16V (K568)	79	11/97→03/01	➡	→ 02/01			24.3222-1713.3 020431	TRW Ø 22,2 GG
1.8 (K56S/T/0)	66	09/95→03/01	➡	→ 05/96; - ABS			24.3220-1711.3 020409	TRW Ø 20,64 GG
			➡	06/96→ 04/98			24.3220-1711.3 020409	TRW Ø 20,64 GG
			➡	06/96→ 02/01			24.3220-1711.3 020409	TRW Ø 20,64 GG
			➡	05/98→ 02/01			24.3222-1713.3 020431	TRW Ø 22,2 GG
1.8 (K56Z) 2.2 D (K56F/2, S56F)	69 61	09/95→03/01 09/95→03/01	➡	→ 05/96; - ABS			24.3220-1711.3 020409	TRW Ø 20,64 GG
↓								














	kw					! #		
RENAULT - LAGUNA I Grandtour (K56_) 09/95→08/02								
 Radbremszylinder								
1.8 (K56Z)	69	09/95→03/01	➡	06/96→ 02/01		24.3220-1711.3	020409	TRW Ø 20,64 GG
2.2 D (K56F/2, S56F)	61	09/95→03/01	➡					
1.8 16V (K563, K564)	88	04/98→03/01	➡	→ 02/01		24.3222-1713.3	020431	TRW Ø 22,2 GG
1.9 dTi (K56J)	72	10/97→03/01	➡	→ 02/01		24.3222-1713.3	020431	TRW Ø 22,2 GG
			➡	→ 02/01		24.3222-1713.3	020431	TRW Ø 22,2 GG
2.0	84	10/98→01/01	➡			24.3222-1713.3	020431	TRW Ø 22,2 GG
2.0 (K56C/H)	83	09/95→03/01	➡	→ 05/96; - ABS		24.3220-1711.3	020409	TRW Ø 20,64 GG
			➡	→ 02/01		24.3220-1711.3	020409	TRW Ø 20,64 GG
			➡	06/96→ 04/98		24.3220-1711.3	020409	TRW Ø 20,64 GG
			➡	11/95→ 05/96; - ABS		24.3220-1711.3	020409	TRW Ø 20,64 GG
			➡	06/96→ 02/01		24.3220-1711.3	020409	TRW Ø 20,64 GG
			➡	05/98→ 02/01		24.3222-1713.3	020431	TRW Ø 22,2 GG
Zubehörsatz, Bremsbacken								
1.6 16V (K568)	79	11/97→03/01	➡	→ 02/01		03.0137-9220.2	669220	TRW
1.8 (K56S/T/0)	66	09/95→03/01	➡	→ 05/96; - ABS		03.0137-9220.2	669220	TRW
			➡	06/96→ 02/01		03.0137-9220.2	669220	TRW
			➡	02/99→ 02/01		03.0137-9220.2	669220	TRW
1.8 16V (K563, K564)	88	04/98→03/01	➡	→ 02/01		03.0137-9220.2	669220	TRW
			➡	→ 02/01		03.0137-9220.2	669220	TRW
			➡	05/99→ 02/01		03.0137-9220.2	669220	TRW
1.9 dTi (K56J)	72	10/97→03/01	➡	→ 02/01		03.0137-9220.2	669220	TRW
			➡	→ 02/01		03.0137-9220.2	669220	TRW
2.0	84	10/98→01/01	➡			03.0137-9220.2	669220	TRW
2.0 (K56C/H)	83	09/95→03/01	➡	→ 05/96; - ABS		03.0137-9220.2	669220	TRW
			➡	→ 02/01		03.0137-9220.2	669220	TRW
			➡	06/96→ 02/01		03.0137-9220.2	669220	TRW
			➡	11/95→ 05/96; - ABS		03.0137-9220.2	669220	TRW
 Bremsbackensatz								
1.6 16V (K568)	79	11/97→03/01	➡	→ 02/01		03.0137-0336.2	650336	TRW Ø 229 x 42 + HEB
						03.0520-5922.3	695922	TRW Ø 229 x 42 Ø 22,2 + RZ / + Zub TopKit
1.8 (K56S/T/0)	66	09/95→03/01	➡	→ 05/96; - ABS		03.0137-0336.2	650336	TRW Ø 229 x 42 + HEB
			➡	06/96→ 02/01		03.0520-5520.3	695520	TRW Ø 229 x 42 Ø 20,64 + RZ / + Zub TopKit
			➡	06/96→ 04/98		03.0137-0336.2	650336	TRW Ø 229 x 42 + HEB
			➡	06/96→ 04/98		03.0520-5520.3	695520	TRW Ø 229 x 42 Ø 20,64 + RZ / + Zub TopKit
			➡	05/98→ 02/01		03.0520-5922.3	695922	TRW Ø 229 x 42 Ø 22,2 + RZ / + Zub TopKit
1.8 (K56Z)	69	09/95→03/01	➡	→ 05/96; - ABS		03.0137-0336.2	650336	TRW Ø 229 x 42 + HEB
			➡	06/96→ 02/01		03.0520-5520.3	695520	TRW Ø 229 x 42 Ø 20,64 + RZ / + Zub TopKit
			➡	06/96→ 02/01		03.0137-0336.2	650336	TRW Ø 229 x 42 + HEB
2.2 D (K56F/2, S56F)	61	09/95→03/01	➡	→ 05/96; - ABS		03.0520-5520.3	695520	TRW Ø 229 x 42 Ø 20,64 + RZ / + Zub TopKit
1.8 16V (K563, K564)	88	04/98→03/01	➡	02/99→ 02/01		03.0137-0336.2	650336	TRW Ø 229 x 42 + HEB
			➡	→ 02/01		03.0137-0336.2	650336	TRW Ø 229 x 42 + HEB
			➡	05/99→ 02/01		03.0520-5922.3	695922	TRW Ø 229 x 42 Ø 22,2 + RZ / + Zub TopKit
1.9 dTi (K56J)	72	10/97→03/01	➡	→ 02/01		03.0137-0336.2	650336	TRW Ø 229 x 42 + HEB
			➡	→ 02/01		03.0520-5922.3	695922	TRW Ø 229 x 42 Ø 22,2 + RZ / + Zub TopKit
			➡	→ 02/01		03.0137-0336.2	650336	TRW Ø 229 x 42 + HEB
			➡	→ 02/01		03.0520-5922.3	695922	TRW Ø 229 x 42 Ø 22,2 + RZ / + Zub TopKit
2.0 ↓	84	10/98→01/01	➡			03.0137-0336.2	650336	TRW Ø 229 x 42 + HEB






































	kw					! #		
RENAULT - LAGUNA I Grandtour (K56_) 09/95→08/02								
 Bremsbackensatz								
2.0	84	10/98→01/01	➡				03.0520-5520.3 695520	TRW Ø 229 x 42 Ø 20,64 + RZ / + Zub TopKit
2.0 (K56C/H)	83	09/95→03/01	➡	→ 02/01			03.0137-0336.2 650336 03.0520-5520.3 695520	TRW Ø 229 x 42 + HEB TRW Ø 229 x 42 Ø 20,64 + RZ / + Zub TopKit
			➡	→ 05/96; - ABS			03.0137-0336.2 650336 03.0520-5520.3 695520	TRW Ø 229 x 42 + HEB TRW Ø 229 x 42 Ø 20,64 + RZ / + Zub TopKit
			➡	06/96→ 02/01			03.0137-0336.2 650336 03.0520-5520.3 695520	TRW Ø 229 x 42 + HEB TRW Ø 229 x 42 Ø 20,64 + RZ / + Zub TopKit
			➡	11/95→ 05/96; - ABS			03.0137-0336.2 650336 03.0520-5520.3 695520	TRW Ø 229 x 42 + HEB TRW Ø 229 x 42 Ø 20,64 + RZ / + Zub TopKit
			➡	06/96→ 04/98			03.0520-5520.3 695520	TRW Ø 229 x 42 Ø 20,64 + RZ / + Zub TopKit
			➡	05/98→ 02/01			03.0520-5922.3 695922	TRW Ø 229 x 42 Ø 22,2 + RZ / + Zub TopKit
 Seilzug, Feststellbremse								
1.6 16V (K568)	79	11/97→03/01	➡	⬇; → 02/01; Trommelbremse	2	24.3727-1040.2 581040	L= 1.190	
1.8 16V (K563, K564)	88	04/98→03/01	➡	⬇; → 05/96; + ABS; Scheibenbremse	2	24.3727-1033.2 581033	L= 1.247	
1.9 dTi (K56J)	72	10/97→03/01	➡	⬇; 06/96→ 02/01; Trommelbremse	2	24.3727-1040.2 581040	L= 1.190	
1.8 (K56S/T/0)	66	09/95→03/01	➡	⬇; → 05/96; - ABS; Trommelbremse	2	24.3727-1040.2 581040	L= 1.190	
1.8 (K56Z)	69	09/95→03/01	➡	⬇; → 02/01; Scheibenbremse	2	24.3727-1053.2 581053	L= 1.183	
2.2 D (K56F/2, S56F)	61	09/95→03/01	➡	⬇; + ABS; Scheibenbremse	2	24.3727-1033.2 581033	L= 1.247	
			➡	⬇; Trommelbremse	2	24.3727-1040.2 581040	L= 1.190	
2.0 (K56C/H)	83	09/95→03/01	➡	⬇; → 05/96; + ABS; Scheibenbremse	2	24.3727-1033.2 581033	L= 1.247	
			➡	⬇; 11/95→ 05/96; + ABS; Scheibenbremse	2	24.3727-1033.2 581033	L= 1.247	
			➡	⬇; 11/95→ 05/96; - ABS; Trommelbremse	2	24.3727-1040.2 581040	L= 1.190	
			➡	⬇; → 02/01; Trommelbremse	2	24.3727-1040.2 581040	L= 1.190	
			➡	⬇; 06/96→ 02/01; Trommelbremse	2	24.3727-1040.2 581040	L= 1.190	
			➡	⬇; → 05/96; - ABS; Trommelbremse	2	24.3727-1040.2 581040	L= 1.190	
2.0 16V (K56D/M)	102	09/95→03/01	➡	⬇; → 01/97; Scheibenbremse	2	24.3727-1033.2 581033	L= 1.247	
			➡	⬇; → 02/01; Scheibenbremse	2	24.3727-1033.2 581033	L= 1.247	
			➡	⬇; 02/97→ 02/01; Scheibenbremse	2	24.3727-1053.2 581053	L= 1.183	
			➡	⬇; 09/99→ 02/01; Scheibenbremse	2	24.3727-1053.2 581053	L= 1.183	
2.2 dT (K569)	83	03/96→03/01	➡	⬇; → 01/97; Scheibenbremse	2	24.3727-1033.2 581033	L= 1.247	
			➡	⬇; 02/97→ 02/01; Scheibenbremse	2	24.3727-1053.2 581053	L= 1.183	
3.0 (K56R, K565)	123	02/96→03/01	➡	⬇; → 02/01; Scheibenbremse	2	24.3727-1033.2 581033	L= 1.247	
			➡	⬇; 03/96→ 01/97; Scheibenbremse	2	24.3727-1033.2 581033	L= 1.247	
			➡	⬇; 02/97→ 02/01; Scheibenbremse	2	24.3727-1053.2 581053	L= 1.183	
RENAULT - LAGUNA II (BG0/1_) 03/01→12/07								
 Seilzug, Feststellbremse								
1.6 16V (BG0A, BG0L)	79	03/01→05/05	➡	⬇; Scheibenbremse	2	24.3727-1062.2 581062	L= 2.220	
1.8 16V (BG04, BG0B, BG0C, BG0V)	86	03/01→05/05						
1.8 16V (BG0B, BG0C, BG0J, BG0M, BG0V)	89	03/01→05/05						
1.9 dCi (BG05)	68	03/04→05/05						
1.9 dCi (BG0E)	77	06/01→05/05						
1.9 dCi (BG0R)	74	10/01→05/05						
2.0 16V (BG00, BG0W, BG0K, BG0P)	98	08/02→12/06						
2.0 16V Turbo (BG0S, BG1L, BG1M)	120	01/03→03/05						
2.0 dCi (BG1T)	110	08/05→08/06						
2.2 dCi (BG0F)	110	10/01→08/06						
1.6 16V (BG1G, BG1H)	82	02/05→08/07	➡	⬇; → 06/07; Scheibenbremse	2	24.3727-1062.2 581062	L= 2.220	
↓								








	kW			 	! #		
RENAULT - LAGUNA II (BG0/1_) 03/01→12/07							
 Seilzug, Feststellbremse							
1.8 16V (BG06, BG0J, BG0M)	85	03/01→12/07	➔	⬇; → 06/07; Scheibenbremse	2	24.3727-1062.2 581062	L= 2.220
1.8 16V (BG0B, BG0M)	88	03/01→09/07					
1.9 dCi	79	03/01→09/07					
1.9 dCi	92	09/05→12/07					
1.9 dCi (BG08, BG0G)	88	03/01→09/07					
1.9 dCi (BG12)	85	09/05→12/07					
1.9 dCi (BG1A, BG1V)	96	05/05→08/07					
1.9 dCi (BG1A, BG1W)	81	01/05→08/07					
2.0 16V (BG00, BG0K, BG0P, BG0W)	99	08/02→12/07					
2.0 16V (BG03, BG0Z, BG0T, BG1Y)	125	01/05→09/07					
2.0 16V (BG1Y)	150	01/05→09/07					
2.0 16V IDE (BG0N)	103	04/01→09/07					
2.0 dCi (BG14, BG1S)	127	01/06→08/07					
2.2 dCi	102	05/05→08/07					
3.0 V6 24V (BG01, BG02, BG0D, BG0Y)	152	03/01→08/07					
RENAULT - LAGUNA II Grandtour (KG0/1_) 03/01→12/07							
 Seilzug, Feststellbremse							
1.6 16V	82	02/05→08/07	➔	⬇; → 06/07; Scheibenbremse	2	24.3727-1062.2 581062	L= 2.220
1.6 16V (KG0A, KG0L)	79	03/01→12/07					
1.9 dCi	79	03/01→12/07					
1.9 dCi	92	09/05→12/07					
1.9 dCi (KG0G)	88	03/01→09/07					
1.9 dCi (KG12)	85	08/05→09/07					
1.9 dCi (KG1A, KG1W)	81	01/05→12/07					
1.9 dCi (KG1V)	96	05/05→12/07					
2.0 16V (KG00, KG0K, KG0W, KG0P)	98	10/04→09/07					
2.0 16V (KG00, KG0K, KG0W, KG0P)	99	08/02→12/07					
2.0 16V (KG03, KG0Z, KG0T, KG1Y)	125	01/05→09/07					
2.0 16V (KG1Y)	150	01/05→09/07					
2.0 16V IDE (KG0N)	103	04/01→09/07					
2.0 dCi (KG1S)	127	01/06→12/07					
2.2 dCi	102	05/05→12/07					
1.8 16V	86	03/01→05/05	➔	⬇; Scheibenbremse	2	24.3727-1062.2 581062	L= 2.220
1.8 16V	89	03/01→05/05					
1.8 16V (KG0B, KG0M)	88	03/01→05/05					
1.8 16V (KG0J)	85	03/01→05/05					
1.9 dCi (KG05)	68	03/04→05/05					
1.9 dCi (KG0E, KG0R)	74	10/01→05/05					
1.9 dCi (KG0E)	77	06/01→05/05					
2.0 16V Turbo (KG0S, KG1L, KG03)	120	01/03→08/05					
2.0 dCi (KG1T)	110	08/05→08/06					
2.2 dCi (KG0F)	110	10/01→08/06					
3.0 V6 24V (KG0D)	152	03/01→12/07					
1.9 dCi	66	08/03→09/07	➔	⬇; 03/04→06/07; Scheibenbremse	2	24.3727-1062.2 581062	L= 2.220
RENAULT - LAGUNA III (BT0/1) 10/07→12/15							
 Seilzug, Feststellbremse							
1.5 dCi (BT00, BT0A, BT0T, BT1J)	81	10/07→12/15	➔	⬇; Scheibenbremse	2	24.3727-1089.2 581089	L= 2.224
1.6 16V (BT04, BT0D, BT0U)	81	10/07→12/15					
2.0 16V (BT05, BT0F, BT0W)	103	10/07→12/12					
2.0 16V Hi-Flex (BT1H)	103	10/07→12/15					
2.0 16V Turbo	125	10/07→12/15					
2.0 dCi (BT01, BT08, BT09, BT0E, BT0K, BT12, BT1C, BT1D, ...)	110	10/07→12/15					
2.0 dCi (BT07, BT0J, BT14, BT1A, BT1S)	96	10/07→12/15					
2.0 dCi (BT0M, BT0N, BT0S, BT19, BT1F)	127	01/08→12/15					
2.0 dCi GT (BT11, BT1E, BT1N)	131	03/08→12/15					
2.0 GT	150	03/08→12/15					
3.0 dCi (BT03, BT13)	173	09/08→12/15					
3.5 V6 (BT0C, BT0P)	175	04/08→12/15					










	kW					! #		
RENAULT - LAGUNA III Grandtour (KT0/1) 10/07→12/15								
 Seilzug, Feststellbremse								
1.5 dCi (KT0A)	81	10/07→12/15	➔	⬇; Scheibenbremse	2	24.3727-1089.2	581089	L= 2.224
1.6 16V (KT0D)	81	10/07→12/15						
2.0 16V (KT0F, KT0W)	103	10/07→12/15						
2.0 16V Hi-Flex (KT1H)	103	10/07→12/15						
2.0 16V Turbo	125	10/07→12/15						
2.0 dCi (KT01, KT08, KT09, KT0K, KT12, KT1D, KT1W)	110	10/07→12/15						
2.0 dCi (KT07, KT0J, KT14, KT1A, KT1S)	96	10/07→12/15						
2.0 dCi (KT0M, KT0N, KT0S, KT19, KT1F)	127	01/08→12/15						
2.0 dCi GT (KT11, KT1E, KT1N)	131	03/08→12/15						
2.0 GT	150	03/08→12/15						
3.0 dCi (KT03, KT13)	173	09/08→12/15						
3.5 V6 (KT0C, KT0P)	175	04/08→12/15						
RENAULT - LAGUNA Coupe (DT0/1) 09/08→12/15								
 Seilzug, Feststellbremse								
1.5 dCi	81	03/12→12/15	➔	⬇; Scheibenbremse	2	24.3727-1089.2	581089	L= 2.224
2.0 16V Turbo	125	09/08→12/15						
2.0 dCi (DT01, DT08, DT09, DT0K, DT12, DT1C, DT1D, DT1M,...	110	09/08→12/15						
2.0 dCi (DT0M, DT0N, DT0S, DT19, DT1F)	127	09/08→12/15						
2.0 dCi GT (DT11, DT1E, DT1N)	131	09/08→12/15						
2.0 GT	150	09/08→12/15						
3.0 dCi	177	01/12→12/15						
3.0 dCi (DT03)	173	09/08→12/15						
3.5 V6 (DT0P)	175	09/08→12/15						
RENAULT - LOGAN I (LS_) 09/04→								
 Radbremszylinder								
1.4	55	09/04→	➔			24.3217-1710.3	020420	TRW Ø 17,78 GG
						24.3219-1722.3	020426	BDX Ø 19,05 GG
1.5 dCi	50	04/07→	➔	→ 04/13		24.3217-1710.3	020420	TRW Ø 17,78 GG
1.5 dCi	63	02/08→06/15				24.3219-1722.3	020426	BDX Ø 19,05 GG
1.6	64	09/04→						
1.6 (LS0L, LS09, LS0V, LS0P, LS18, LS1S, LS1V, LS1Y,...	77	04/07→						
Zubehörsatz, Bremsbacken								
1.4	55	09/04→	➔			03.0137-9088.2	669088	BDX
						03.0137-9274.2	669274	
1.5 dCi	50	04/07→	➔	→ 04/13		03.0137-9088.2	669088	BDX
1.5 dCi	63	02/08→06/15				03.0137-9274.2	669274	
1.6	64	09/04→						
1.6 (LS0L, LS09, LS0V, LS0P, LS18, LS1S, LS1V, LS1Y,...	77	04/07→						
 Bremstrommel								
1.4	55	09/04→	➔			24.0218-0032.1	480118	Ø 180,0 x 53,5 / 181 - RLG
			➔	- ABS		24.0220-3037.1	480308	Ø 203,0 x 48 / 204,5 - RLG / - ABS Ring
1.5 dCi	50	04/07→	➔	→ 04/13		24.0218-0032.1	480118	Ø 180,0 x 53,5 / 181 - RLG
1.5 dCi	63	02/08→06/15				24.0220-3037.1	480308	Ø 203,0 x 48 / 204,5 - RLG / - ABS Ring
1.6	64	09/04→	➔	→ 04/13; - ABS				
1.6 (LS0L, LS09, LS0V, LS0P, LS18, LS1S, LS1V, LS1Y,...	77	04/07→						
 Bremsbackensatz								
1.4	55	09/04→	➔			03.0137-0358.2	650358	BDX Ø 180 x 42 + HEB
						03.0137-0532.2	650532	BOS Ø 203 x 39 + HEB
						03.0520-3517.3	693517	TRW Ø 203 x 39 Ø 17,78 + RZ / + Zub TopKit
						03.0520-4719.3	694719	BDX Ø 180 x 42 Ø 19,05 + RZ / + Zub TopKit
1.5 dCi	50	04/07→	➔	→ 04/13		03.0137-0358.2	650358	BDX Ø 180 x 42 + HEB
1.5 dCi	63	02/08→06/15				03.0137-0532.2	650532	BOS Ø 203 x 39 + HEB
1.6	64	09/04→						
↓								








	kw					! #		
RENAULT - LOGAN I (LS_) 09/04→								
 Bremsbackensatz								
1.6 (LS0L, LS09, LS0V, LS0P, LS18, LS1S, LS1V, LS1Y,...)	77	04/07→	→	→ 04/13		03.0520-3517.3	693517	TRW Ø 203 x 39 Ø 17,78 + RZ / + Zub TopKit
						03.0520-4719.3	694719	BDX Ø 180 x 42 Ø 19,05 + RZ / + Zub TopKit
 Seilzug, Feststellbremse								
1.4	55	09/04→	→	↓; Trommelbremse	2	24.3727-1073.2	581073	L= 1.680
1.5 dCi	50	04/07→	→	↓; → 04/13; Trommelbremse	2	24.3727-1073.2	581073	L= 1.680
1.5 dCi	63	02/08→06/15						
1.6	64	09/04→						
1.6 (LS0L, LS09, LS0V, LS0P, LS18, LS1S, LS1V, LS1Y,...)	77	04/07→						
RENAULT - LOGAN I Kombi (KS_) 04/07→								
 Radbremszylinder								
1.4	55	10/07→	→	→ 04/13		24.3217-1710.3	020420	TRW Ø 17,78 GG
1.5 dCi	50	04/07→				24.3219-1722.3	020426	BDX Ø 19,05 GG
1.5 dCi	63	02/08→06/15						
1.6	64	04/07→						
1.6 (KS0L, KS0M, KS0P, KS1S)	77	04/07→						
Zubehörsatz, Bremsbacken								
1.4	55	10/07→	→	→ 04/13		03.0137-9088.2	669088	BDX
1.5 dCi	50	04/07→				03.0137-9278.2	669278	
1.5 dCi	63	02/08→06/15						
1.6	64	04/07→						
1.6 (KS0L, KS0M, KS0P, KS1S)	77	04/07→						
 Bremstrommel								
1.4	55	10/07→	→	→ 04/13		24.0218-0032.1	480118	Ø 180,0 x 53,5 / 181 - RLG
1.5 dCi	50	04/07→				24.0220-3037.1	480308	Ø 203,0 x 48 / 204,5 - RLG / - ABS Ring
1.5 dCi	63	02/08→06/15	→	→ 04/13; - ABS				
1.6	64	04/07→						
1.6 (KS0L, KS0M, KS0P, KS1S)	77	04/07→						
 Bremsbackensatz								
1.4	55	10/07→	→	→ 04/13		03.0137-0312.2	650312	TRW Ø 203 x 38
1.5 dCi	50	04/07→				03.0137-0358.2	650358	BDX Ø 180 x 42 + HEB
1.5 dCi	63	02/08→06/15				03.0520-4719.3	694719	BDX Ø 180 x 42 Ø 19,05 + RZ / + Zub TopKit
1.6	64	04/07→						
1.6 (KS0L, KS0M, KS0P, KS1S)	77	04/07→	→	→ 04/13; - ABS		03.0520-3517.3	693517	TRW Ø 203 x 39 Ø 17,78 + RZ / + Zub TopKit
 Seilzug, Feststellbremse								
1.4	55	10/07→	→	↓; → 04/13; Trommelbremse	2	24.3727-1073.2	581073	L= 1.680
1.5 dCi	50	04/07→						
1.5 dCi	63	02/08→06/15						
1.6	64	04/07→						
1.6 (KS0L, KS0M, KS0P, KS1S)	77	04/07→						
RENAULT - MASTER I Bus (T_) 08/80→07/98								
 Radbremszylinder								
28-35 2.0	58	10/86→07/98	→			24.3225-1101.3	020294	TRW Ø 25,4 GG
28-35 2.1 D	44	08/80→07/98						
28-35 2.5 D	55	08/89→07/98						
35 2,5 TD	69	08/89→07/98						
Zubehörsatz, Bremsbacken								
28-35 2.0	58	10/86→07/98	→			03.0137-9013.2	669013	TRW
28-35 2.1 D	44	08/80→07/98				03.0137-9013.2	669013	TRW
28-35 2.5 D	55	08/89→07/98	→	→ 08/94				
35 2,5 TD	69	08/89→07/98	→	09/94→		03.0137-9216.2	669216	TRW
 Bremsbackensatz								
28-35 2.0	58	10/86→07/98	→			03.0137-0036.2	650036	TRW Ø 254 x 57
28-35 2.1 D	44	08/80→07/98				03.0520-0125.3	690125	TRW Ø 254 x 57 Ø 25,4 + RZ / + Zub TopKit
28-35 2.5 D	55	08/89→07/98						
35 2,5 TD	69	08/89→07/98	→	→ 08/94		03.0137-0036.2	650036	TRW Ø 254 x 57
↓								












	kw					! #		
RENAULT - MASTER I Bus (T__) 08/80→07/98								
 Bremsbackensatz								
28-35 2.0	58	10/86→07/98	➔	→ 08/94			03.0520-0125.3 690125	TRW Ø 254 x 57 Ø 25,4 + RZ / + Zub TopKit
28-35 2.1 D	44	08/80→07/98						
28-35 2.5 D	55	08/89→07/98					03.0137-0330.2 650330	TRW Ø 254 x 57 + HEB
35 2,5 TD	69	08/89→07/98	➔	09/94→			03.0520-0125.3 690125	TRW Ø 254 x 57 Ø 25,4 + RZ / + Zub TopKit
RENAULT - MASTER I Kasten (T__) 07/80→07/98								
 Radbremszylinder								
28-35 2,5 D	55	08/89→07/98	➔				24.3225-1101.3 020294	TRW Ø 25,4 GG
28-35 2,5 TD	72	08/89→07/98						
28-35 2.0	58	10/86→07/98						
Zubehörsatz, Bremsbacken								
28-35 2,5 D	55	08/89→07/98	➔				03.0137-9013.2 669013	TRW
28-35 2,5 TD	72	08/89→07/98						
28-35 2.0	58	10/86→07/98	➔	→ 08/94			03.0137-9013.2 669013	TRW
			➔	09/94→			03.0137-9216.2 669216	TRW
 Bremsbackensatz								
28-35 2,5 D	55	08/89→07/98	➔				03.0137-0036.2 650036	TRW Ø 254 x 57
28-35 2,5 TD	72	08/89→07/98						
28-35 2.0	58	10/86→07/98					03.0520-0125.3 690125	TRW Ø 254 x 57 Ø 25,4 + RZ / + Zub TopKit
			➔	→ 08/94			03.0137-0036.2 650036	TRW Ø 254 x 57
							03.0520-0125.3 690125	TRW Ø 254 x 57 Ø 25,4 + RZ / + Zub TopKit
			➔	09/94→			03.0137-0330.2 650330	TRW Ø 254 x 57 + HEB
							03.0520-0125.3 690125	TRW Ø 254 x 57 Ø 25,4 + RZ / + Zub TopKit
RENAULT - MASTER I Pritsche/Fahrgestell (P__) 07/80→07/98								
 Radbremszylinder								
28-35 2.0	58	10/86→07/98	➔				24.3225-1101.3 020294	TRW Ø 25,4 GG
28-35 2.5 D	52	09/80→07/98	➔	08/89→			24.3225-1101.3 020294	TRW Ø 25,4 GG
Zubehörsatz, Bremsbacken								
28-35 2.0	58	10/86→07/98	➔				03.0137-9013.2 669013	TRW
			➔	→ 08/94			03.0137-9013.2 669013	TRW
			➔	09/94→			03.0137-9216.2 669216	TRW
28-35 2.5 D	52	09/80→07/98	➔	08/89→ 08/94			03.0137-9013.2 669013	TRW
			➔	08/89→			03.0137-9013.2 669013	TRW
			➔	09/94→			03.0137-9216.2 669216	TRW
 Bremsbackensatz								
28-35 2.0	58	10/86→07/98	➔				03.0137-0036.2 650036	TRW Ø 254 x 57
							03.0520-0125.3 690125	TRW Ø 254 x 57 Ø 25,4 + RZ / + Zub TopKit
			➔	→ 08/94			03.0137-0036.2 650036	TRW Ø 254 x 57
							03.0520-0125.3 690125	TRW Ø 254 x 57 Ø 25,4 + RZ / + Zub TopKit
			➔	09/94→			03.0137-0330.2 650330	TRW Ø 254 x 57 + HEB
							03.0520-0125.3 690125	TRW Ø 254 x 57 Ø 25,4 + RZ / + Zub TopKit
28-35 2.5 D	52	09/80→07/98	➔	08/89→ 08/94			03.0137-0036.2 650036	TRW Ø 254 x 57
							03.0520-0125.3 690125	TRW Ø 254 x 57 Ø 25,4 + RZ / + Zub TopKit
			➔	08/89→			03.0137-0036.2 650036	TRW Ø 254 x 57
							03.0520-0125.3 690125	TRW Ø 254 x 57 Ø 25,4 + RZ / + Zub TopKit
			➔	09/94→			03.0137-0330.2 650330	TRW Ø 254 x 57 + HEB
							03.0520-0125.3 690125	TRW Ø 254 x 57 Ø 25,4 + RZ / + Zub TopKit
RENAULT - MASTER II Bus (JD) 03/98→								
 Radbremszylinder								
2.5 D	59	07/98→01/01	➔	☐; → 07/00			24.3223-1707.3 020435	BDX Ø 23,81 GG
2.8 dTI	84	07/98→10/01						
↓								










	kw					! #		
RENAULT - MASTER II Bus (JD) 03/98→								
 Radbremsszylinder								
2.5 D 2.8 dTI	59 84	07/98→01/01 07/98→10/01	➔	 ➔ 07/00		24.3223-1708.3	020436	BDX Ø 23,81 GG
Zubehörsatz, Bremsbacken								
2.5 D 2.8 dTI	59 84	07/98→01/01 07/98→10/01	➔	➔ 07/00		03.0137-9240.2	669240	
 Bremstrommel								
2.5 D 2.8 dTI	59 84	07/98→01/01 07/98→10/01	➔	➔ 07/00		24.0228-0002.1	480159	Ø 280,0 x 69,5 / 282
 Bremsbackensatz								
2.5 D 2.8 dTI	59 84	07/98→01/01 07/98→10/01	➔	➔ 07/00		03.0137-0382.2	650382	Ø 280 x 65
 Seilzug, Feststellbremse								
1.9 dCi 80 1.9 dTI 2.2 dCi 90 2.5 dCi 100 (JDCV) 2.5 dCi 120 3.0 dCi 140 (JD0T)	60 59 66 73 84 100	11/01→ 09/00→ 09/00→ 10/03→ 10/01→ 10/03→	←	 ➔ 08/06; Scheiben/Trommel	1	24.3727-0762.2	580762	L= 1.175
			➔	 ➔ 08/06; Scheibenbremse	2	24.3727-1000.2	581000	L= 1.737
			➔	 ➔ 08/06; Trommelbremse	2	24.3727-1072.2	581072	L= 1.420
2.5 D 2.8 dTI	59 84	07/98→01/01 07/98→10/01	←	 ➔ 08/06; Scheiben/Trommel	1	24.3727-0762.2	580762	L= 1.175
			➔	 ➔ 08/06; Scheibenbremse	2	24.3727-1000.2	581000	L= 1.737
			➔	 ➔ 08/06; Trommelbremse	2	24.3727-1072.2	581072	L= 1.420
2.5 dCi 2.5 dCi 2.5 dCi	74 88 107	08/06→ 08/06→ 08/06→	←	 ➔ 12/10; Scheibenbremse	1	24.3727-0762.2	580762	L= 1.175
			➔	 ➔ 12/10; Scheibenbremse	2	24.3727-1000.2	581000	L= 1.737
RENAULT - MASTER II Kasten (FD) 07/98→								
 Radbremsszylinder								
2.5 D 2.8 dTI	59 84	07/98→01/01 07/98→10/01	➔	 ➔ 07/00		24.3223-1707.3	020435	BDX Ø 23,81 GG
			➔	 ➔ 07/00		24.3223-1708.3	020436	BDX Ø 23,81 GG
Zubehörsatz, Bremsbacken								
2.5 D 2.8 dTI	59 84	07/98→01/01 07/98→10/01	➔	➔ 07/00		03.0137-9240.2	669240	
 Bremstrommel								
2.5 D 2.8 dTI	59 84	07/98→01/01 07/98→10/01	➔	➔ 07/00		24.0228-0002.1	480159	Ø 280,0 x 69,5 / 282
 Bremsbackensatz								
2.5 D 2.8 dTI	59 84	07/98→01/01 07/98→10/01	➔	➔ 07/00		03.0137-0382.2	650382	Ø 280 x 65
 Seilzug, Feststellbremse								
1.9 dCi 80 1.9 dTI 2.2 dCi 90 2.5 dCi 100 (FD0U, FD0V) 2.5 dCi 120 3.0 dCi 120 3.0 dCi 140 (HD0S, FD0S, HD1S) 3.0 dCi 160	60 59 66 73 84 85 100 115	11/01→ 09/00→ 09/00→ 10/03→ 10/01→ 06/05→ 10/03→ 06/05→	←	 ➔ 08/06; Scheiben/Trommel	1	24.3727-0762.2	580762	L= 1.175
			➔	 ➔ 08/06; Scheibenbremse	2	24.3727-1000.2	581000	L= 1.737
			➔	 ➔ 08/06; Trommelbremse	2	24.3727-1072.2	581072	L= 1.420
2.5 D 2.8 dTI	59 84	07/98→01/01 07/98→10/01	←	 ➔ 08/00→; Scheiben/Trommel	1	24.3727-0762.2	580762	L= 1.175
			➔	 ➔ 08/00→; Scheibenbremse	2	24.3727-1000.2	581000	L= 1.737
			➔	 ➔ 08/00→; Trommelbremse	2	24.3727-1072.2	581072	L= 1.420
2.5 dCi 2.5 dCi 2.5 dCi	74 88 107	08/06→ 08/06→ 08/06→	←	 ➔ 12/10; Scheibenbremse	1	24.3727-0762.2	580762	L= 1.175
			➔	 ➔ 12/10; Scheibenbremse	2	24.3727-1000.2	581000	L= 1.737
RENAULT - MASTER II Pritsche/Fahrgestell (ED/HD/UD) 07/98→								
 Radbremsszylinder								
2.5 D 2.8 dTI	59 84	07/98→01/01 07/98→10/01	➔	 ➔ 07/00		24.3223-1707.3	020435	BDX Ø 23,81 GG
			➔	 ➔ 07/00		24.3223-1708.3	020436	BDX Ø 23,81 GG
↓								








	kW					! #		
RENAULT - MASTER II Pritsche/Fahrgestell (ED/HD/UD) 07/98→								
Zubehörsatz, Bremsbacken								
2.5 D 2.8 dTI	59 84	07/98→01/01 07/98→10/01	➡	→ 07/00			03.0137-9240.2 669240	
Bremstrommel								
2.5 D 2.8 dTI	59 84	07/98→01/01 07/98→10/01	➡	→ 07/00			24.0228-0002.1 480159	Ø 280,0 x 69,5 / 282
Bremsbackensatz								
2.5 D 2.8 dTI	59 84	07/98→01/01 07/98→10/01	➡	→ 07/00			03.0137-0382.2 650382	Ø 280 x 65
Seilzug, Feststellbremse								
2.2 dCi 90 2.5 dCi 100 (ED4V, ED8V) 2.5 dCi 120 3.0 dCi 120 3.0 dCi 140 (ED0S, UD0S) 3.0 dCi 160	66 73 84 85 100 115	09/00→ 10/03→ 10/01→ 06/05→ 10/03→ 06/05→	←	⬆; → 08/06; Scheiben/Trommel ⬇; → 08/06; Scheibenbremse ⬇; → 08/06; Trommelbremse	2 2 2	24.3727-0762.2 580762 24.3727-1000.2 581000 24.3727-1072.2 581072	L= 1.175 L= 1.737 L= 1.420	
2.5 D 2.8 dTI	59 84	07/98→01/01 07/98→10/01	←	⬆; Scheiben/Trommel ⬇; Scheibenbremse ⬇; Trommelbremse	2 2 2	24.3727-0762.2 580762 24.3727-1000.2 581000 24.3727-1072.2 581072	L= 1.175 L= 1.737 L= 1.420	
2.5 dCi 2.5 dCi 2.5 dCi	74 88 107	08/06→ 08/06→ 08/06→	←	⬆; → 12/10; Scheibenbremse ⬇; → 12/10; Scheibenbremse	1 2	24.3727-0762.2 580762 24.3727-1000.2 581000	L= 1.175 L= 1.737	
RENAULT - MEGANE I (BA0/1_) 08/95→12/04								
Radbremszylinder								
1.4 16V (BA0D, BA1H, BA0W, BA10) 1.9 dCi (BA05, BA1F)	70 75	03/99→08/03 02/01→08/03	➡	→ 12/02; - ABS → 12/02; + ABS / - ASR → 12/02; + ABS		24.3217-1705.3 020020 24.3219-1728.3 020452 24.3219-1728.3 020452	Ø 17,46 GG Ø 19,05 GG Ø 19,05 GG	
1.4 e (BA0E, BA0V)	55	01/96→08/03	➡	→ 12/02 06/98→ 02/99; + ABS 06/98→ 12/02; - ABS 06/98→ 12/02; + ABS		24.3217-1705.3 020020 24.3217-1705.3 020020 24.3217-1705.3 020020 24.3219-1728.3 020452	Ø 17,46 GG Ø 17,46 GG Ø 17,46 GG Ø 19,05 GG	
1.4 Eco (BA0T) 1.6 e (BA0F, BA0S) 1.6 i (BA0L)	52 66 55	01/96→03/99 01/96→03/99 01/96→03/99	➡			24.3217-1705.3 020020	Ø 17,46 GG	
1.6 16V (BA04, BA0B, BA11, BA1J, BA16, BA19, BA1K, BA1V,...)	79	03/99→08/02	➡	- ABS + ABS + ABS / - ASR		24.3217-1705.3 020020 24.3219-1728.3 020452 24.3219-1728.3 020452	Ø 17,46 GG Ø 19,05 GG Ø 19,05 GG	
1.8 16V (BA06, BA12, BA1A, BA1M, BA1R)	85	01/01→08/03	➡	→ 12/02; + ABS / - ASR		24.3219-1728.3 020452	Ø 19,05 GG	
1.9 D Eco (BA0A, BA0U, BA0R)	47	01/96→08/03	➡	→ 12/02 06/98→ 12/02; - ABS 06/98→ 12/02; + ABS		24.3217-1705.3 020020 24.3217-1705.3 020020 24.3219-1728.3 020452	Ø 17,46 GG Ø 17,46 GG Ø 19,05 GG	
1.9 dT (B/SA0K, B/SA0Y) 1.9 dTi (BA1U) 1.9 TDI 2.0 i 2.0 i (BA0G)	66 59 69 80 84	01/96→08/03 02/01→08/03 09/96→08/03 03/99→08/03 01/96→08/03	➡	→ 12/02		24.3217-1705.3 020020	Ø 17,46 GG	
1.9 dTi (BA08, BA0N)	72	03/97→02/01	➡	→ 02/99; + ABS - ABS 03/99→; + ABS		24.3217-1705.3 020020 24.3217-1705.3 020020 24.3217-1705.3 020020 24.3219-1728.3 020452	Ø 17,46 GG Ø 17,46 GG Ø 17,46 GG Ø 19,05 GG	
Zubehörsatz, Bremsbacken								
1.4 16V (BA0D, BA1H, BA0W, BA10) 1.8 16V (BA06, BA12, BA1A, BA1M, BA1R) 1.9 dCi (BA05, BA1F) 1.9 dT (B/SA0K, B/SA0Y) 1.9 dTi (BA1U)	70 85 75 66 59	03/99→08/03 01/01→08/03 02/01→08/03 01/96→08/03 02/01→08/03	➡	→ 12/02		03.0137-9125.2 669125	BDX	












	kw			 	! #		
RENAULT - MEGANE I (BA0/1_) 08/95→12/04							
Zubehörsatz, Bremsbacken							
1.9 TDI	69	09/96→08/03	➡	→ 12/02		03.0137-9125.2 669125	BDX
2.0 i	80	03/99→08/03					
2.0 i (BA0G)	84	01/96→08/03					
1.4 e (BA0E, BA0V)	55	01/96→08/03	➡	06/98→ 12/02		03.0137-9125.2 669125	BDX
1.9 D Eco (BA0A, BA0U, BA0R)	47	01/96→08/03	➡	→ 12/02		03.0137-9125.2 669125	BDX
1.4 Eco (BA0T)	52	01/96→03/99	➡			03.0137-9125.2 669125	BDX
1.6 16V (BA04, BA0B, BA11, BA1J, BA16, BA19, BA1K, BA1V,...)	79	03/99→08/02					
1.6 e (BA0F, BA0S)	66	01/96→03/99					
1.6 i (BA0L)	55	01/96→03/99					
1.9 dTi (BA08, BA0N)	72	03/97→02/01					
 Bremstrommel							
1.4 16V (BA0D, BA1H, BA0W, BA10)	70	03/99→08/03	➡	→ 12/02		24.0220-3037.1 480308	Ø 203,0 x 48 / 204,5 - RLG / - ABS Ring
1.4 e (BA0E, BA0V)	55	01/96→08/03					
1.8 16V (BA06, BA12, BA1A, BA1M, BA1R)	85	01/01→08/03					
1.9 dCi (BA05, BA1F)	75	02/01→08/03					
1.9 D Eco (BA0A, BA0U, BA0R)	47	01/96→08/03					
1.9 dT (B/SA0K, B/SA0Y)	66	01/96→08/03					
1.9 dTi (BA1U)	59	02/01→08/03					
1.9 TDI	69	09/96→08/03					
2.0 i	80	03/99→08/03					
2.0 i (BA0G)	84	01/96→08/03					
1.4 Eco (BA0T)	52	01/96→03/99	➡			24.0220-3037.1 480308	Ø 203,0 x 48 / 204,5 - RLG / - ABS Ring
1.6 16V (BA04, BA0B, BA11, BA1J, BA16, BA19, BA1K, BA1V,...)	79	03/99→08/02					
1.6 e (BA0F, BA0S)	66	01/96→03/99					
1.6 i (BA0L)	55	01/96→03/99					
1.9 dTi (BA08, BA0N)	72	03/97→02/01					
 Bremsbackensatz							
1.4 16V (BA0D, BA1H, BA0W, BA10)	70	03/99→08/03	➡	→ 12/02		03.0137-0335.2 650335	BDX Ø 203 x 39
1.9 dCi (BA05, BA1F)	75	02/01→08/03	➡	→ 12/02; - ABS		03.0520-3217.3 693217	BDX Ø 203 x 39 Ø 17,46 + RZ / + Zub TopKit
			➡	→ 12/02; + ABS / - ASR		03.0520-5019.3 695019	BDX Ø 203 x 39 Ø 19,05 + RZ / + Zub TopKit
			➡	→ 12/02; + ABS		03.0520-5019.3 695019	BDX Ø 203 x 39 Ø 19,05 + RZ / + Zub TopKit
1.4 e (BA0E, BA0V)	55	01/96→08/03	➡	06/98→ 12/02		03.0137-0335.2 650335	BDX Ø 203 x 39
			➡	→ 12/02		03.0137-0335.2 650335	BDX Ø 203 x 39
						03.0520-3217.3 693217	BDX Ø 203 x 39 Ø 17,46 + RZ / + Zub TopKit
			➡	06/98→ 02/99; + ABS		03.0520-3217.3 693217	BDX Ø 203 x 39 Ø 17,46 + RZ / + Zub TopKit
			➡	06/98→ 12/02; - ABS		03.0520-3217.3 693217	BDX Ø 203 x 39 Ø 17,46 + RZ / + Zub TopKit
			➡	06/98→ 12/02; + ABS		03.0520-5019.3 695019	BDX Ø 203 x 39 Ø 19,05 + RZ / + Zub TopKit
1.4 Eco (BA0T)	52	01/96→03/99	➡			03.0137-0335.2 650335	BDX Ø 203 x 39
1.6 e (BA0F, BA0S)	66	01/96→03/99				03.0520-3217.3 693217	BDX Ø 203 x 39 Ø 17,46 + RZ / + Zub TopKit
1.6 i (BA0L)	55	01/96→03/99					
1.6 16V (BA04, BA0B, BA11, BA1J, BA16, BA19, BA1K, BA1V,...)	79	03/99→08/02	➡			03.0137-0335.2 650335	BDX Ø 203 x 39
						03.0520-3217.3 693217	BDX Ø 203 x 39 Ø 17,46 + RZ / + Zub TopKit
			➡	- ABS		03.0520-3217.3 693217	BDX Ø 203 x 39 Ø 17,46 + RZ / + Zub TopKit
			➡	+ ABS		03.0520-5019.3 695019	BDX Ø 203 x 39 Ø 19,05 + RZ / + Zub TopKit
			➡	+ ABS / - ASR		03.0520-5019.3 695019	BDX Ø 203 x 39 Ø 19,05 + RZ / + Zub TopKit
1.8 16V (BA06, BA12, BA1A, BA1M, BA1R)	85	01/01→08/03	➡	→ 12/02		03.0137-0335.2 650335	BDX Ø 203 x 39
			➡	→ 12/02; + ABS / - ASR		03.0520-5019.3 695019	BDX Ø 203 x 39 Ø 19,05 + RZ / + Zub TopKit
1.9 D Eco (BA0A, BA0U, BA0R)	47	01/96→08/03	➡	06/98→ 12/02		03.0137-0335.2 650335	BDX Ø 203 x 39
			➡	→ 12/02		03.0137-0335.2 650335	BDX Ø 203 x 39
↓							












	kw			 	! #		
RENAULT - MEGANE I (BA0/1_) 08/95→12/04							
Bremsbackensatz							
1.9 D Eco (BA0A, BA0U, BA0R)	47	01/96→08/03	➡	→ 12/02		03.0520-3217.3 693217	BDX Ø 203 x 39 Ø 17,46 + RZ / + Zub TopKit
			➡	06/98→ 12/02; - ABS		03.0520-3217.3 693217	BDX Ø 203 x 39 Ø 17,46 + RZ / + Zub TopKit
			➡	06/98→ 12/02; + ABS		03.0520-5019.3 695019	BDX Ø 203 x 39 Ø 19,05 + RZ / + Zub TopKit
1.9 dT (B/SA0K, B/SA0Y)	66	01/96→08/03	➡	→ 12/02		03.0137-0335.2 650335	BDX Ø 203 x 39
1.9 dTi (BA1U)	59	02/01→08/03				03.0520-3217.3 693217	BDX Ø 203 x 39 Ø 17,46 + RZ / + Zub TopKit
1.9 TDI	69	09/96→08/03					
2.0 i	80	03/99→08/03					
2.0 i (BA0G)	84	01/96→08/03					
1.9 dTi (BA08, BA0N)	72	03/97→02/01	➡			03.0137-0335.2 650335	BDX Ø 203 x 39
						03.0520-3217.3 693217	BDX Ø 203 x 39 Ø 17,46 + RZ / + Zub TopKit
			➡	→ 02/99; + ABS		03.0520-3217.3 693217	BDX Ø 203 x 39 Ø 17,46 + RZ / + Zub TopKit
			➡	- ABS		03.0520-3217.3 693217	BDX Ø 203 x 39 Ø 17,46 + RZ / + Zub TopKit
			➡	03/99→; + ABS		03.0520-5019.3 695019	BDX Ø 203 x 39 Ø 19,05 + RZ / + Zub TopKit
Seilzug, Feststellbremse							
1.4 16V (BA0D, BA1H, BA0W, BA10)	70	03/99→08/03	➡	⚡; → 12/02; Trommelbremse	2	24.3727-1050.2 581050	L= 1.440
			➡	⚡; → 12/02; Scheiben/Trommel	2	24.3727-1057.2 581057	L= 1.473
1.4 e (BA0E, BA0V)	55	01/96→08/03	➡	⚡; → 12/02; Trommelbremse	2	24.3727-1050.2 581050	L= 1.440
1.4 Eco (BA0T)	52	01/96→03/99	➡	⚡; Trommelbremse	2	24.3727-1050.2 581050	L= 1.440
1.6 e (BA0F, BA0S)	66	01/96→03/99					
1.6 i (BA0L)	55	01/96→03/99					
1.6 16V (BA04, BA0B, BA11, BA1J, BA16, BA19, BA1K, BA1V,...)	79	03/99→08/02	➡	⚡; für Fahrzeuge mit verstärktem Fahrwerk; Trommelbremse	2	24.3727-1050.2 581050	L= 1.440
						24.3727-1057.2 581057	L= 1.473
			➡	⚡; Scheiben/Trommel	2	24.3727-1057.2 581057	L= 1.473
1.9 dCi (BA05, BA1F)	75	02/01→08/03	➡	⚡; → 12/02; Scheiben/Trommel	2	24.3727-1057.2 581057	L= 1.473
1.9 dT (B/SA0K, B/SA0Y)	66	01/96→08/03					
1.9 TDI	69	09/96→08/03					
2.0 i	80	03/99→08/03					
1.9 D Eco (BA0A, BA0U, BA0R)	47	01/96→08/03	➡	⚡; → 12/02; für Fahrzeuge mit verstärktem Fahrwerk; Trommelbremse	2	24.3727-1050.2 581050	L= 1.440
			➡	⚡; → 12/02; Trommelbremse	2	24.3727-1050.2 581050	L= 1.440
			➡	⚡; 06/98→ 12/02; Trommelbremse	2	24.3727-1050.2 581050	L= 1.440
			➡	⚡; → 12/02; Scheiben/Trommel	2	24.3727-1057.2 581057	L= 1.473
1.9 dTi (BA1U)	59	02/01→08/03	➡	⚡; → 12/02; für Fahrzeuge ohne verstärktes Fahrwerk; Scheiben/Trommel	2	24.3727-1057.2 581057	L= 1.473
2.0 i (BA0G)	84	01/96→08/03	➡	⚡; → 12/02; für Fahrzeuge mit verstärktem Fahrwerk; Trommelbremse	2	24.3727-1050.2 581050	L= 1.440
			➡	⚡; → 12/02; für Fahrzeuge ohne verstärktes Fahrwerk; Scheiben/Trommel	2	24.3727-1057.2 581057	L= 1.473
RENAULT - MEGANE I Cabriolet (EA0/1_) 10/96→08/03							
Radbremsszylinder							
1.4 16V (EA0D, EA1H, EA0W, EA10)	70	03/99→08/03	➡	- ABS		24.3217-1705.3 020020	Ø 17,46 GG
1.6 16V (EA04, EA0B, EA11, EA1J)	79	03/99→07/03	➡	10/00→; + ABS / - ASR		24.3219-1728.3 020452	Ø 19,05 GG
			➡	+ ABS		24.3219-1728.3 020452	Ø 19,05 GG
1.6 e (EA0F)	66	10/96→03/99	➡			24.3217-1705.3 020020	Ø 17,46 GG
2.0 (EA0G)	84	04/97→08/03					
2.0 i (EA0G)	80	03/99→08/03					
Zubehörsatz, Bremsbacken							
1.4 16V (EA0D, EA1H, EA0W, EA10)	70	03/99→08/03	➡			03.0137-9125.2 669125	BDX
			➡	10/00→		03.0137-9125.2 669125	BDX
↓							












	kw					! #		
RENAULT - MEGANE I Cabriolet (EA0/1_) 10/96→08/03								
Zubehörsatz, Bremsbacken								
1.6 16V (EA04, EA0B, EA11, EA1J)	79	03/99→07/03	➔				03.0137-9125.2 669125	BDX
			➔	10/00→			03.0137-9125.2 669125	BDX
1.6 e (EA0F)	66	10/96→03/99	➔				03.0137-9125.2 669125	BDX
2.0 (EA0G)	84	04/97→08/03						
2.0 i (EA0G)	80	03/99→08/03						
 Bremstrommel								
1.4 16V (EA0D, EA1H, EA0W, EA10)	70	03/99→08/03	➔				24.0220-3037.1 480308	Ø 203,0 x 48 / 204,5 - RLG / - ABS Ring
1.6 16V (EA04, EA0B, EA11, EA1J)	79	03/99→07/03						
1.6 e (EA0F)	66	10/96→03/99						
2.0 (EA0G)	84	04/97→08/03						
2.0 i (EA0G)	80	03/99→08/03						
 Bremsbackensatz								
1.4 16V (EA0D, EA1H, EA0W, EA10)	70	03/99→08/03	➔	10/00→			03.0137-0335.2 650335	BDX Ø 203 x 39
1.6 16V (EA04, EA0B, EA11, EA1J)	79	03/99→07/03	➔				03.0137-0335.2 650335	BDX Ø 203 x 39
			➔	- ABS			03.0520-3217.3 693217	BDX Ø 203 x 39 Ø 17,46 + RZ / + Zub TopKit
			➔	+ ABS			03.0520-5019.3 695019	BDX Ø 203 x 39 Ø 19,05 + RZ / + Zub TopKit
			➔	10/00→; + ABS / - ASR			03.0520-5019.3 695019	BDX Ø 203 x 39 Ø 19,05 + RZ / + Zub TopKit
1.6 e (EA0F)	66	10/96→03/99	➔				03.0137-0335.2 650335	BDX Ø 203 x 39
2.0 (EA0G)	84	04/97→08/03					03.0520-3217.3 693217	BDX Ø 203 x 39 Ø 17,46 + RZ / + Zub TopKit
2.0 i (EA0G)	80	03/99→08/03						
 Seilzug, Feststellbremse								
1.4 16V (EA0D, EA1H, EA0W, EA10)	70	03/99→08/03	➔	↓; Scheiben/Trommel	2		24.3727-1054.2 581054	L= 1.367
1.6 16V (EA04, EA0B, EA11, EA1J)	79	03/99→07/03						
1.6 e (EA0F)	66	10/96→03/99						
2.0 (EA0G)	84	04/97→08/03						
2.0 i (EA0G)	80	03/99→08/03						
RENAULT - MEGANE I Classic (LA0/1_) 09/96→08/08								
 Radbremszylinder								
1.4 (LA0E, LA0V)	55	09/96→08/03	➔	04/98→ 12/02; - ABS			24.3217-1705.3 020020	Ø 17,46 GG
			➔	04/98→ 02/99; + ABS			24.3217-1705.3 020020	Ø 17,46 GG
			➔	→ 12/02			24.3217-1705.3 020020	Ø 17,46 GG
			➔	03/99→ 12/02; + ABS			24.3219-1728.3 020452	Ø 19,05 GG
1.4 16V (LA0D, LA1H, LA0W, LA10)	70	03/99→08/03	➔	→ 12/02; - ABS			24.3217-1705.3 020020	Ø 17,46 GG
			➔	→ 12/02; + ABS / - ASR			24.3219-1728.3 020452	Ø 19,05 GG
			➔	→ 12/02; + ABS			24.3219-1728.3 020452	Ø 19,05 GG
1.6 16V (LA00, LA04, LA0B, LA11, LA16, LA19, LA1J, LA1K,....)	79	03/99→07/03	➔	→ 12/02; - ABS			24.3217-1705.3 020020	Ø 17,46 GG
			➔	09/99→ 12/02			24.3217-1705.3 020020	Ø 17,46 GG
			➔	→ 12/02; + ABS			24.3219-1728.3 020452	Ø 19,05 GG
1.6 e (LA0F, LA0S)	66	09/96→03/99	➔				24.3217-1705.3 020020	Ø 17,46 GG
1.6 i (LA0L)	55	09/96→03/99						
1.8 16V (LA06, LA12, LA1A, LA1M, LA1R)	85	01/01→08/03	➔	→ 12/02; + ABS / - ASR			24.3219-1728.3 020452	Ø 19,05 GG
1.9 D (LA0A, LA0U, LA0R)	47	09/96→08/03	➔	→ 12/02			24.3217-1705.3 020020	Ø 17,46 GG
1.9 dT (LA0K, LA0Y)	66	09/96→08/03						
1.9 dCi (LA05, LA1F)	75	02/01→08/03	➔	→ 12/02; - ABS			24.3217-1705.3 020020	Ø 17,46 GG
1.9 dTi (LA1U)	59	02/01→08/03	➔	→ 12/02; + ABS			24.3219-1728.3 020452	Ø 19,05 GG
1.9 dTi (LA08, LA0N)	72	03/97→02/01	➔	→ 02/99; + ABS			24.3217-1705.3 020020	Ø 17,46 GG
			➔	- ABS			24.3217-1705.3 020020	Ø 17,46 GG
			➔	+ ABS			24.3219-1728.3 020452	Ø 19,05 GG
			➔	03/99→; + ABS			24.3219-1728.3 020452	Ø 19,05 GG
1.9 TDI	69	09/96→08/03	➔	→ 12/02			24.3220-1711.3 020409	TRW Ø 20,64 GG
2.0 i (LA07, LA0G)	84	09/96→08/03	➔	→ 12/02; - ABS			24.3217-1705.3 020020	Ø 17,46 GG
			➔	→ 12/02			24.3217-1705.3 020020	Ø 17,46 GG
↓								











	kw				! #		
RENAULT - MEGANE I Classic (LA0/1) 09/96→08/08							
 Radbremszylinder							
2.0 i (LA07, LA0G)	84	09/96→08/03	➡	→ 02/99; + ABS		24.3217-1705.3 020020	Ø 17,46 GG
			➡	03/99→ 12/02; + ABS		24.3219-1728.3 020452	Ø 19,05 GG
Zubehörsatz, Bremsbacken							
1.4 (LA0E, LA0V)	55	09/96→08/03	➡	→ 12/02		03.0137-9125.2 669125	BDX
			➡	04/98→ 12/02		03.0137-9125.2 669125	BDX
1.4 16V (LA0D, LA1H, IA0W, LA10)	70	03/99→08/03	➡	→ 12/02		03.0137-9125.2 669125	BDX
1.8 16V (LA06, LA12, LA1A, LA1M, LA1R)	85	01/01→08/03					
1.9 D (LA0A, LA0U, LA0R)	47	09/96→08/03					
1.9 dCi (LA05, LA1F)	75	02/01→08/03					
1.9 dT (LA0K, LA0Y)	66	09/96→08/03					
1.9 dTi (LA1U)	59	02/01→08/03					
2.0 i (LA07, LA0G)	84	09/96→08/03					
1.6 16V (LA00, LA04, LA0B, LA11, LA16, LA19, LA1J, LA1K,...)	79	03/99→07/03	➡	→ 12/02		03.0137-9125.2 669125	BDX
			➡	09/99→ 12/02		03.0137-9125.2 669125	BDX
1.6 e (LA0F, LA0S)	66	09/96→03/99	➡			03.0137-9125.2 669125	BDX
1.6 i (LA0L)	55	09/96→03/99					
1.9 dTi (LA08, LA0N)	72	03/97→02/01					
 Bremstrommel							
1.4 (LA0E, LA0V)	55	09/96→08/03	➡	→ 12/02		24.0220-3037.1 480308	Ø 203,0 x 48 / 204,5 - RLG / - ABS Ring
1.4 16V (LA0D, LA1H, IA0W, LA10)	70	03/99→08/03					
1.6 16V (LA00, LA04, LA0B, LA11, LA16, LA19, LA1J, LA1K,...)	79	03/99→07/03					
1.9 D (LA0A, LA0U, LA0R)	47	09/96→08/03					
1.9 dCi (LA05, LA1F)	75	02/01→08/03					
1.9 dT (LA0K, LA0Y)	66	09/96→08/03					
1.9 dTi (LA1U)	59	02/01→08/03					
2.0 i (LA07, LA0G)	84	09/96→08/03					
1.6 e (LA0F, LA0S)	66	09/96→03/99	➡			24.0220-3037.1 480308	Ø 203,0 x 48 / 204,5 - RLG / - ABS Ring
1.6 i (LA0L)	55	09/96→03/99					
1.9 dTi (LA08, LA0N)	72	03/97→02/01					
1.8 16V (LA06, LA12, LA1A, LA1M, LA1R)	85	01/01→08/03	➡	→ 12/01		24.0220-3037.1 480308	Ø 203,0 x 48 / 204,5 - RLG / - ABS Ring
			➡	→ 12/02		24.0220-3037.1 480308	Ø 203,0 x 48 / 204,5 - RLG / - ABS Ring
 Bremsbackensatz							
1.4 (LA0E, LA0V)	55	09/96→08/03	➡	→ 12/02		03.0137-0335.2 650335	BDX Ø 203 x 39
			➡	04/98→ 12/02		03.0520-3217.3 693217	BDX Ø 203 x 39 Ø 17,46 + RZ / + Zub TopKit
			➡	04/98→ 02/99; + ABS		03.0137-0335.2 650335	BDX Ø 203 x 39
			➡	04/98→ 12/02; + ABS		03.0520-3217.3 693217	BDX Ø 203 x 39 Ø 17,46 + RZ / + Zub TopKit
			➡	04/98→ 12/02; - ABS		03.0520-3217.3 693217	BDX Ø 203 x 39 Ø 17,46 + RZ / + Zub TopKit
			➡	03/99→ 12/02; + ABS		03.0520-5019.3 695019	BDX Ø 203 x 39 Ø 19,05 + RZ / + Zub TopKit
1.4 16V (LA0D, LA1H, IA0W, LA10)	70	03/99→08/03	➡	→ 12/02		03.0137-0335.2 650335	BDX Ø 203 x 39
			➡	→ 12/02; - ABS		03.0520-3217.3 693217	BDX Ø 203 x 39 Ø 17,46 + RZ / + Zub TopKit
			➡	→ 12/02; + ABS / - ASR		03.0520-5019.3 695019	BDX Ø 203 x 39 Ø 19,05 + RZ / + Zub TopKit
			➡	→ 12/02; + ABS		03.0520-5019.3 695019	BDX Ø 203 x 39 Ø 19,05 + RZ / + Zub TopKit
1.6 16V (LA00, LA04, LA0B, LA11, LA16, LA19, LA1J, LA1K,...)	79	03/99→07/03	➡	→ 12/02		03.0137-0335.2 650335	BDX Ø 203 x 39
			➡	09/99→ 12/02		03.0137-0335.2 650335	BDX Ø 203 x 39
			➡	→ 12/02; - ABS		03.0520-3217.3 693217	BDX Ø 203 x 39 Ø 17,46 + RZ / + Zub TopKit
			➡	→ 12/02; + ABS		03.0520-5019.3 695019	BDX Ø 203 x 39 Ø 19,05 + RZ / + Zub TopKit
1.6 e (LA0F, LA0S)	66	09/96→03/99	➡			03.0137-0335.2 650335	BDX Ø 203 x 39
1.6 i (LA0L)	55	09/96→03/99					












	kw					! #		
RENAULT - MEGANE I Classic (LA0/1) 09/96→08/08								
Bremsbackensatz								
1.6 e (LA0F, LA0S) 1.6 i (LA0L)	66 55	09/96→03/99 09/96→03/99	➡				03.0520-3217.3 693217	BDX Ø 203 x 39 Ø 17,46 + RZ / + Zub TopKit
1.8 16V (LA06, LA12, LA1A, LA1M, LA1R)	85	01/01→08/03	➡	→ 12/02			03.0137-0335.2 650335	BDX Ø 203 x 39
			➡	→ 12/02; + ABS / - ASR			03.0520-5019.3 695019	BDX Ø 203 x 39 Ø 19,05 + RZ / + Zub TopKit
1.9 D (LA0A, LA0U, LA0R) 1.9 dT (LA0K, LA0Y)	47	09/96→08/03	➡	→ 12/02			03.0137-0335.2 650335	BDX Ø 203 x 39
	66	09/96→08/03	➡				03.0520-3217.3 693217	BDX Ø 203 x 39 Ø 17,46 + RZ / + Zub TopKit
1.9 dCi (LA05, LA1F) 1.9 dTi (LA1U)	75	02/01→08/03	➡	→ 12/02			03.0137-0335.2 650335	BDX Ø 203 x 39
	59	02/01→08/03	➡	→ 12/02; - ABS			03.0520-3217.3 693217	BDX Ø 203 x 39 Ø 17,46 + RZ / + Zub TopKit
			➡	→ 12/02; + ABS			03.0520-5019.3 695019	BDX Ø 203 x 39 Ø 19,05 + RZ / + Zub TopKit
1.9 dTi (LA08, LA0N)	72	03/97→02/01	➡				03.0137-0335.2 650335	BDX Ø 203 x 39
			➡	→ 02/99; + ABS			03.0520-3217.3 693217	BDX Ø 203 x 39 Ø 17,46 + RZ / + Zub TopKit
			➡	- ABS			03.0520-3217.3 693217	BDX Ø 203 x 39 Ø 17,46 + RZ / + Zub TopKit
			➡	+ ABS			03.0520-5019.3 695019	BDX Ø 203 x 39 Ø 19,05 + RZ / + Zub TopKit
			➡	03/99→; + ABS			03.0520-5019.3 695019	BDX Ø 203 x 39 Ø 19,05 + RZ / + Zub TopKit
2.0 i (LA07, LA0G)	84	09/96→08/03	➡	→ 12/02			03.0137-0335.2 650335	BDX Ø 203 x 39
			➡	→ 12/02; - ABS			03.0520-3217.3 693217	BDX Ø 203 x 39 Ø 17,46 + RZ / + Zub TopKit
			➡	→ 02/99; + ABS			03.0520-3217.3 693217	BDX Ø 203 x 39 Ø 17,46 + RZ / + Zub TopKit
			➡	03/99→ 12/02; + ABS			03.0520-5019.3 695019	BDX Ø 203 x 39 Ø 19,05 + RZ / + Zub TopKit
Seilzug, Feststellbremse								
1.4 (LA0E, LA0V)	55	09/96→08/03	➡	⚠; → 12/02; für Fahrzeuge mit verstärktem Fahrwerk; Trommelbremse	2	24.3727-1050.2 581050	L= 1.440	
			➡	⚠; 04/98→ 12/02; Scheiben/Trommel	2	24.3727-1057.2 581057	L= 1.473	
			➡	⚠; → 12/02; für Fahrzeuge ohne verstärktes Fahrwerk; Scheiben/Trommel	2	24.3727-1057.2 581057	L= 1.473	
1.4 16V (LA0D, LA1H, IA0W, LA10)	70	03/99→08/03	➡	⚠; → 12/02; für Fahrzeuge mit verstärktem Fahrwerk; Trommelbremse	2	24.3727-1050.2 581050	L= 1.440	
			➡	⚠; → 12/02; Scheiben/Trommel	2	24.3727-1057.2 581057	L= 1.473	
			➡	⚠; → 12/02; für Fahrzeuge ohne verstärktes Fahrwerk; Scheiben/Trommel	2	24.3727-1057.2 581057	L= 1.473	
1.6 16V (LA00, LA04, LA0B, LA11, LA16, LA19, LA1J, LA1K,...)	79	03/99→07/03	➡	⚠; 09/99→ 12/02; Trommelbremse	2	24.3727-1050.2 581050	L= 1.440	
			➡	⚠; → 12/02; für Fahrzeuge mit verstärktem Fahrwerk; Trommelbremse	2	24.3727-1050.2 581050	L= 1.440	
			➡	⚠; → 12/02; für Fahrzeuge ohne verstärktes Fahrwerk; Scheiben/Trommel	2	24.3727-1057.2 581057	L= 1.473	
			➡	⚠; → 12/02; Scheiben/Trommel	2	24.3727-1057.2 581057	L= 1.473	
1.6 e (LA0F, LA0S)	66	09/96→03/99	➡	⚠; Trommelbremse	2	24.3727-1050.2 581050	L= 1.440	
			➡	⚠; für Fahrzeuge mit verstärktem Fahrwerk; Trommelbremse	2	24.3727-1050.2 581050	L= 1.440	
			➡	⚠; für Fahrzeuge ohne verstärktes Fahrwerk; Scheiben/Trommel	2	24.3727-1057.2 581057	L= 1.473	
1.6 i (LA0L)	55	09/96→03/99	➡	⚠; Scheiben/Trommel	2	24.3727-1057.2 581057	L= 1.473	
1.8 16V (LA06, LA12, LA1A, LA1M, LA1R) 1.9 dT (LA0K, LA0Y)	85	01/01→08/03	➡	⚠; → 12/02; Scheiben/Trommel	2	24.3727-1057.2 581057	L= 1.473	
	66	09/96→08/03						
1.9 D (LA0A, LA0U, LA0R) 1.9 dTi (LA1U)	47	09/96→08/03	➡	⚠; → 12/02; für Fahrzeuge mit verstärktem Fahrwerk; Trommelbremse	2	24.3727-1050.2 581050	L= 1.440	
	59	02/01→08/03						
↓								











	kw					! #		
RENAULT - MEGANE I Classic (LA0/1_) 09/96→08/08								
 Seilzug, Feststellbremse								
1.9 D (LA0A, LA0U, LA0R)	47	09/96→08/03	➡	⚠; → 12/02; für Fahrzeuge ohne verstärktes Fahrwerk; Scheiben/Trommel	2	24.3727-1057.2	581057	L= 1.473
1.9 dTi (LA1U)	59	02/01→08/03	➡	⚠; für Fahrzeuge ohne verstärktes Fahrwerk; Scheiben/Trommel	2	24.3727-1057.2	581057	L= 1.473
1.9 dTi (LA08, LA0N)	72	03/97→02/01	➡	⚠; für Fahrzeuge mit verstärktem Fahrwerk; Trommelbremse	2	24.3727-1050.2	581050	L= 1.440
			➡	⚠; für Fahrzeuge ohne verstärktes Fahrwerk; Scheiben/Trommel	2	24.3727-1057.2	581057	L= 1.473
			➡	⚠; Scheiben/Trommel	2	24.3727-1057.2	581057	L= 1.473
1.9 TDI	69	09/96→08/03	➡	⚠; → 12/02; Scheiben/Trommel	2	24.3727-1063.2	581063	L= 1.456
2.0 i (LA07, LA0G)	84	09/96→08/03	➡	⚠; → 12/02; Trommelbremse	2	24.3727-1050.2	581050	L= 1.440
			➡	⚠; → 12/02; Scheiben/Trommel	2	24.3727-1057.2	581057	L= 1.473
RENAULT - MEGANE I Coach (DA0/1_) 03/96→08/03								
 Radbremszylinder								
1.4 16V (DA0D, DA1H, DA0W, DA10)	70	03/99→07/03	➡	→ 02/03; - ABS		24.3217-1705.3	020020	Ø 17,46 GG
1.6 16V (DA0B, DA04, DA11)	79	03/99→07/03	➡	10/00→ 02/03; + ABS / - ASR		24.3219-1728.3	020452	Ø 19,05 GG
			➡	→ 02/03; + ABS		24.3219-1728.3	020452	Ø 19,05 GG
1.6 e (DA0F)	66	03/96→03/99	➡			24.3217-1705.3	020020	Ø 17,46 GG
1.9 dCi (DA05, DA1F)	75	02/01→08/03	➡	→ 02/03; - ABS		24.3217-1705.3	020020	Ø 17,46 GG
			➡	→ 02/03; + ABS / - ASR		24.3219-1728.3	020452	Ø 19,05 GG
			➡	→ 02/03; + ABS		24.3219-1728.3	020452	Ø 19,05 GG
1.9 dTi (DA0N)	72	03/97→02/01	➡	03/99→; - ABS		24.3217-1705.3	020020	Ø 17,46 GG
			➡	05/97→ 02/99		24.3217-1705.3	020020	Ø 17,46 GG
			➡	03/99→; + ABS		24.3219-1728.3	020452	Ø 19,05 GG
2.0 i	80	03/99→08/03	➡	→ 02/03		24.3217-1705.3	020020	Ø 17,46 GG
2.0 i (DA0G)	84	03/96→08/03	➡			24.3217-1705.3	020020	Ø 17,46 GG
Zubehörsatz, Bremsbacken								
1.4 16V (DA0D, DA1H, DA0W, DA10)	70	03/99→07/03	➡	10/00→ 02/03		03.0137-9125.2	669125	BDX
1.6 16V (DA0B, DA04, DA11)	79	03/99→07/03	➡	→ 02/03		03.0137-9125.2	669125	BDX
1.6 e (DA0F)	66	03/96→03/99	➡			03.0137-9125.2	669125	BDX
1.9 dCi (DA05, DA1F)	75	02/01→08/03	➡	→ 02/03		03.0137-9125.2	669125	BDX
2.0 i	80	03/99→08/03	➡			03.0137-9125.2	669125	BDX
2.0 i (DA0G)	84	03/96→08/03	➡			03.0137-9125.2	669125	BDX
1.9 dTi (DA0N)	72	03/97→02/01	➡	05/97→		03.0137-9125.2	669125	BDX
 Bremstrommel								
1.4 16V (DA0D, DA1H, DA0W, DA10)	70	03/99→07/03	➡	10/00→ 02/03		24.0220-3037.1	480308	Ø 203,0 x 48 / 204,5 - RLG / - ABS Ring
			➡	→ 02/03		24.0220-3037.1	480308	Ø 203,0 x 48 / 204,5 - RLG / - ABS Ring
1.6 16V (DA0B, DA04, DA11)	79	03/99→07/03	➡	→ 02/03		24.0220-3037.1	480308	Ø 203,0 x 48 / 204,5 - RLG / - ABS Ring
1.9 dCi (DA05, DA1F)	75	02/01→08/03	➡			24.0220-3037.1	480308	Ø 203,0 x 48 / 204,5 - RLG / - ABS Ring
2.0 i	80	03/99→08/03	➡			24.0220-3037.1	480308	Ø 203,0 x 48 / 204,5 - RLG / - ABS Ring
2.0 i (DA0G)	84	03/96→08/03	➡			24.0220-3037.1	480308	Ø 203,0 x 48 / 204,5 - RLG / - ABS Ring
1.6 e (DA0F)	66	03/96→03/99	➡			24.0220-3037.1	480308	Ø 203,0 x 48 / 204,5 - RLG / - ABS Ring
1.9 dTi (DA0N)	72	03/97→02/01	➡	05/97→		24.0220-3037.1	480308	Ø 203,0 x 48 / 204,5 - RLG / - ABS Ring
 Bremsbackensatz								
1.4 16V (DA0D, DA1H, DA0W, DA10)	70	03/99→07/03	➡	→ 02/03		03.0137-0335.2	650335	BDX Ø 203 x 39
1.6 16V (DA0B, DA04, DA11)	79	03/99→07/03	➡	10/00→ 02/03		03.0137-0335.2	650335	BDX Ø 203 x 39
			➡	→ 02/03; - ABS		03.0520-3217.3	693217	BDX Ø 203 x 39 Ø 17,46 + RZ / + Zub TopKit
			➡	10/00→ 02/03; + ABS / - ASR		03.0520-5019.3	695019	BDX Ø 203 x 39 Ø 19,05 + RZ / + Zub TopKit
			➡	→ 02/03; + ABS		03.0520-5019.3	695019	BDX Ø 203 x 39 Ø 19,05 + RZ / + Zub TopKit
1.6 e (DA0F)	66	03/96→03/99	➡			03.0137-0335.2	650335	BDX Ø 203 x 39










	kw				! #		
RENAULT - MEGANE I Coach (DA0/1_) 03/96→08/03							
 Bremsbackensatz							
1.6 e (DA0F)	66	03/96→03/99	➔			03.0520-3217.3 693217	BDX Ø 203 x 39 Ø 17,46 + RZ / + Zub TopKit
1.9 dCi (DA05, DA1F)	75	02/01→08/03	➔	→ 02/03		03.0137-0335.2 650335	BDX Ø 203 x 39
			➔	→ 02/03; - ABS		03.0520-3217.3 693217	BDX Ø 203 x 39 Ø 17,46 + RZ / + Zub TopKit
			➔	→ 02/03; + ABS / - ASR		03.0520-5019.3 695019	BDX Ø 203 x 39 Ø 19,05 + RZ / + Zub TopKit
			➔	→ 02/03; + ABS		03.0520-5019.3 695019	BDX Ø 203 x 39 Ø 19,05 + RZ / + Zub TopKit
1.9 dTi (DA0N)	72	03/97→02/01	➔	05/97→		03.0137-0335.2 650335	BDX Ø 203 x 39
			➔	03/99→; - ABS		03.0520-3217.3 693217	BDX Ø 203 x 39 Ø 17,46 + RZ / + Zub TopKit
			➔	05/97→ 02/99		03.0520-3217.3 693217	BDX Ø 203 x 39 Ø 17,46 + RZ / + Zub TopKit
			➔	03/99→; + ABS		03.0520-5019.3 695019	BDX Ø 203 x 39 Ø 19,05 + RZ / + Zub TopKit
2.0 i	80	03/99→08/03	➔	→ 02/03		03.0137-0335.2 650335	BDX Ø 203 x 39
2.0 i (DA0G)	84	03/96→08/03	➔			03.0520-3217.3 693217	BDX Ø 203 x 39 Ø 17,46 + RZ / + Zub TopKit
 Seilzug, Feststellbremse							
1.4 16V (DA0D, DA1H, DA0W, DA10)	70	03/99→07/03	➔	⏴; 10/00→ 02/03; Scheiben/Trommel	2	24.3727-1054.2 581054	L= 1.367
1.6 16V (DA0B, DA04, DA11)	79	03/99→07/03	➔	⏴; → 02/03; Scheiben/Trommel	2	24.3727-1054.2 581054	L= 1.367
1.9 dCi (DA05, DA1F)	75	02/01→08/03					
2.0 i	80	03/99→08/03					
2.0 i (DA0G)	84	03/96→08/03					
1.9 dTi (DA0N)	72	03/97→02/01	➔	⏴; 05/97→; Scheiben/Trommel	2	24.3727-1054.2 581054	L= 1.367
RENAULT - MEGANE I Grandtour (KA0/1_) 03/99→08/03							
 Radbremszylinder							
1.4 16V (KA0D, KA1H, KA0W, KA10)	70	03/99→08/03	➔			24.3220-1711.3 020409	TRW Ø 20,64 GG
1.4 e (KA0V)	55	03/99→08/03					
1.6 e (KA0F)	66	03/99→08/03					
1.9 D (KA0J, KA0R)	47	04/99→08/03					
1.6 16V (KA0B, KA04, KA11)	79	03/99→08/03	➔	→ 06/99		24.3220-1711.3 020409	TRW Ø 20,64 GG
1.9 dTi (KA0N)	72	03/99→02/01					
Zubehörsatz, Bremsbacken							
1.4 16V (KA0D, KA1H, KA0W, KA10)	70	03/99→08/03	➔			03.0137-9220.2 669220	TRW
1.4 e (KA0V)	55	03/99→08/03					
1.6 e (KA0F)	66	03/99→08/03					
1.9 D (KA0J, KA0R)	47	04/99→08/03					
1.6 16V (KA0B, KA04, KA11)	79	03/99→08/03	➔	→ 06/99		03.0137-9220.2 669220	TRW
1.9 dTi (KA0N)	72	03/99→02/01					
 Bremsbackensatz							
1.4 16V (KA0D, KA1H, KA0W, KA10)	70	03/99→08/03	➔			03.0137-0336.2 650336	TRW Ø 229 x 42 + HEB
1.4 e (KA0V)	55	03/99→08/03				03.0520-5520.3 695520	TRW Ø 229 x 42 Ø 20,64 + RZ / + Zub TopKit
1.6 e (KA0F)	66	03/99→08/03					
1.9 D (KA0J, KA0R)	47	04/99→08/03					
1.6 16V (KA0B, KA04, KA11)	79	03/99→08/03	➔	→ 06/99		03.0137-0336.2 650336	TRW Ø 229 x 42 + HEB
1.9 dTi (KA0N)	72	03/99→02/01				03.0520-5520.3 695520	TRW Ø 229 x 42 Ø 20,64 + RZ / + Zub TopKit
 Seilzug, Feststellbremse							
1.4 16V (KA0D, KA1H, KA0W, KA10)	70	03/99→08/03	➔	⏴; Trommelbremse	2	24.3727-1063.2 581063	L= 1.456
1.4 e (KA0V)	55	03/99→08/03					
1.6 e (KA0F)	66	03/99→08/03					
1.9 D (KA0J, KA0R)	47	04/99→08/03					
1.6 16V (KA0B, KA04, KA11)	79	03/99→08/03	➔	⏴; Scheibenbremse		24.3727-1064.2 581064	L= 1.480
1.8 16V (KA0S, KA12, KA1A, KA1M, KA1R)	85	01/01→08/03	➔	⏴; Scheibenbremse		24.3727-1065.2 581065	L= 1.519
1.9 dCi (KA05, KA1F)	75	02/01→08/03					
1.9 dTi (KA0N)	72	03/99→02/01					
1.9 dTi (KA1U)	59	02/01→08/03					

	kW			 	! #		
RENAULT - MEGANE II (BM0/1_, CM0/1_) 07/01→10/12							
 Seilzug, Feststellbremse							
1.4 16V	60	10/03→02/08	➡	⬇; Scheibenbremse	2	24.3727-1070.2 581070	L= 2.023
1.4 16V (BM0B, CM0B)	72	11/02→02/08					
1.5 dCi (BM02, BM13, BM2A, CM02, CM13)	74	10/03→02/08					
1.5 dCi (BM1E, CM1E)	78	05/05→06/08					
1.5 dCi (BM1F, CM1F)	63	05/05→02/08					
1.6	77	06/05→02/08					
1.6 16V	82	01/06→06/08					
1.6 16V (BM0C, CM0C)	83	11/02→02/08					
1.6 Flex-Fuel	77	01/07→02/08					
1.9 dCi (BM0G, CM0G)	88	11/02→02/08					
2.0	169	08/06→02/08					
2.0 16V (BM0U, CM0U)	99	11/02→02/08					
2.0 16V Turbo	120	05/04→02/08					
2.0 dCi	127	01/07→02/08					
2.0 dCi (BM1K, CM1K)	110	09/05→02/08					
1.5 dCi (BM0F, BM0T, BM2B, CM0F, CM0T)	60	09/02→02/08	➡	⬇; 11/02→; Scheibenbremse	2	24.3727-1070.2 581070	L= 2.023
1.5 dCi (BM16, CM16)	76	01/07→03/09	➡	⬇; → 11/08; Scheibenbremse	2	24.3727-1070.2 581070	L= 2.023
1.9 dCi	96	05/05→12/09					
2.0 Renault Sport	165	05/04→10/09					
1.9 dCi	68	03/04→08/06	➡	⬇; 01/06→; Scheibenbremse	2	24.3727-1070.2 581070	L= 2.023
1.9 dCi	81	05/05→02/08					
1.9 dCi	85	11/02→02/08					
RENAULT - MEGANE II Grandtour (KM0/1_) 08/03→08/12							
 Seilzug, Feststellbremse							
1.4	72	08/03→07/09	➡	⬇; 09/03→ 12/08; Scheibenbremse	2	24.3727-1069.2 581069	L= 2.080
1.6	83	08/03→07/09					
1.9 dCi	88	08/03→07/09					
2.0	99	08/03→07/09					
1.5 dCi (KM02, KM13)	74	02/04→03/06	➡	⬇; Scheibenbremse	2	24.3727-1069.2 581069	L= 2.080
1.5 dCi (KM16, KM1E)	78	05/05→06/08					
1.5 dCi (KM1F)	63	05/05→07/09					
1.6 16V	77	05/05→07/09					
1.9 dCi	66	04/04→12/05					
1.9 dCi	68	03/04→02/07					
1.5 dCi (KM0F, KM0T, KM2B)	60	08/03→05/06	➡	⬇; 09/03→; Scheibenbremse	2	24.3727-1069.2 581069	L= 2.080
1.5 dCi (KM16)	76	01/07→07/09	➡	⬇; → 12/08; Scheibenbremse	2	24.3727-1069.2 581069	L= 2.080
1.6 16V Hi-Flex	77	02/08→07/09					
1.9 dCi	81	05/05→07/09					
1.9 dCi	85	05/05→07/09					
2.0 dCi	110	09/05→07/09					
1.6 16V	82	01/06→08/09	➡	⬇; 01/07→ 12/08; Scheibenbremse	2	24.3727-1069.2 581069	L= 2.080
1.9 dCi	96	05/05→07/09	➡	⬇; → 02/07; Scheibenbremse	2	24.3727-1069.2 581069	L= 2.080
RENAULT - MEGANE II Stufenheck (LM0/1_) 08/03→							
 Seilzug, Feststellbremse							
1.4	60	09/03→	➡	⬇; → 08/06; Scheibenbremse	2	24.3727-1069.2 581069	L= 2.080
1.4	72	09/03→	➡	⬇; → 12/08; Scheibenbremse	2	24.3727-1069.2 581069	L= 2.080
1.5 dCi (LM1E)	78	05/05→12/10					
1.5 dCi (LM1F)	63	05/05→12/10					
1.6	77	05/05→					
1.6	83	09/03→					
1.9 dCi	68	03/04→					
1.9 dCi	96	05/05→					
1.9 dCi (LM0G, LM1G, LM2C)	88	09/03→					
1.9 dCi (LM14, LM1D)	81	05/05→					
2.0	99	09/03→					
2.0 dCi	110	09/05→					
1.5 dCi (LM02, LM13, LM2A)	74	02/04→12/10	➡	⬇; → 03/06; Scheibenbremse	2	24.3727-1069.2 581069	L= 2.080
1.5 dCi (LM0F, LM0T, LM2B)	60	08/03→12/10	➡	⬇; 09/03→ 12/08; Scheibenbremse	2	24.3727-1069.2 581069	L= 2.080
1.5 dCi (LM16)	76	10/03→12/10	➡	⬇; 01/07→ 12/08; Scheibenbremse	2	24.3727-1069.2 581069	L= 2.080
1.6 16V (LM1R, LM0C)	82	01/06→					
1.9 dCi	66	09/03→12/05	➡	⬇; Scheibenbremse	2	24.3727-1069.2 581069	L= 2.080
RENAULT - MEGANE III Coupe (DZ0/1_) 11/08→							
 Seilzug, Feststellbremse							
1.2 TCe (DZ16, DZ28)	97	01/13→	➡	⬇; Scheibenbremse	2	24.3727-1080.2 581080	L= 1.883
1.2 TCe (DZ2B, DZ11)	85	03/12→					
1.4 TCe (DZ0F, DZ1V)	96	04/09→					
1.5 dCi	70	07/14→					








	kW			 	! #		
RENAULT - MEGANE III Coupe (DZ0/1_) 11/08→							
 Seilzug, Feststellbremse							
1.5 dCi (DZ09, DZ0D, DZ1F, DZ1G)	81	02/09→	➡	⬇; Scheibenbremse	2	24.3727-1080.2 581080	L= 1.883
1.5 dCi (DZ0A)	63	11/08→					
1.5 dCi (DZ0B)	78	02/09→					
1.5 dCi (DZ0C, DZ1A)	66	11/08→					
1.6 16V (DZ0H)	74	11/08→					
1.6 16V (DZ0U, DZ1B, DZ1H)	81	11/08→					
1.6 16V Bifuel (DZ03, DZ1Y)	81	11/08→					
1.6 dCi (DZ00)	96	04/11→					
1.9 dCi (DZ0N, DZ0J, DZ1J, DZ1K)	96	11/08→					
2.0 CVT (DZ0G, DZ1E)	103	05/09→					
2.0 dCi	120	07/12→					
2.0 dCi (DZ0L)	118	04/09→					
2.0 dCi (DZ0Y)	110	04/09→					
2.0 R.S.	201	07/14→					
2.0 TCe	140	06/12→					
2.0 TCe (DZ0K)	132	11/08→					
2.0 TCe (DZ1N)	184	05/09→					
2.0 TCe 220	162	11/13→					
2.0 R.S.	195	11/08→	➡	⬇; 08/11→; Scheibenbremse	2	24.3727-1080.2 581080	L= 1.883
RENAULT - MEGANE III Grandtour (KZ0/1) 11/08→							
 Seilzug, Feststellbremse							
1.2 TCe (KZ16, KZ28)	97	01/13→	➡	⬇; Scheibenbremse; - eFSB	2	24.3727-1081.2 581081	L= 1.940
1.2 TCe (KZ2B, KZ11)	85	03/12→					
1.4 TCe (KZ0F, KZ1V)	96	05/09→					
1.5 dCi	70	11/13→					
1.6 16V (KZ0H)	74	05/09→					
1.6 16V (KZ0U, KZ1B, KZ1U)	81	05/09→					
1.6 dCi (KZ00, KZ12, KZ13)	96	04/11→					
1.9 dCi (KZ0J, KZ0N, KZ1S)	96	05/09→					
2.0 CVT (KZ0G, KZ1P)	103	05/09→					
1.5 dCi	63	03/09→	➡	⬇; 08/09→; Scheibenbremse; - eFSB	2	24.3727-1081.2 581081	L= 1.940
1.5 dCi (KZ09, KZ0D, KZ1G)	81	02/09→	➡	⬇; Scheibenbremse	2	24.3727-1080.2 581080	L= 1.883
1.5 dCi (KZ0C, KZ1A)	66	05/09→	➡	⬇; Scheibenbremse; - eFSB	2	24.3727-1081.2 581081	L= 1.940
1.6 BiFuel (KZ03)	81	11/08→					
2.0 dCi	120	07/12→					
2.0 dCi (KZ0L)	118	04/09→					
2.0 dCi (KZ0Y)	110	10/10→					
1.5 dCi (KZ1M, KZ1W)	78	02/09→	➡	⬇; 05/09→; Scheibenbremse	2	24.3727-1080.2 581080	L= 1.883
2.0 TCe (KZ0K, KZ1T)	132	11/08→	➡	⬇; 05/09→; Scheibenbremse; - eFSB	2	24.3727-1081.2 581081	L= 1.940
RENAULT - MEGANE III Schrägheck (BZ0/1_) 11/08→							
 Seilzug, Feststellbremse							
1.2 TCe (BZ16, BZ28)	97	01/13→	➡	⬇; Scheibenbremse	2	24.3727-1080.2 581080	L= 1.883
1.2 TCe (BZ2B, BZ11)	85	03/12→					
1.4 TCe (BZ0F, BZ1V)	96	04/09→					
1.5 dCi	63	11/08→					
1.5 dCi	78	02/09→					
1.5 dCi (BZ09, BZ0D, BZ1W)	81	02/09→					
1.5 dCi (BZ0C)	66	11/08→					
1.5 dCi (BZ1G, BZ1W, BZ0R)	70	11/13→					
1.6 16V	82	11/08→					
1.6 16V (BZ0H)	74	11/08→					
1.6 16V (BZ1B, BZ1H)	81	11/08→					
1.6 16V Bifuel (BZ03)	81	11/08→					
1.6 dCi (BZ00, BZ12)	96	04/11→					
1.9 dCi (BZ0N, BZ0J)	96	11/08→					
2.0 CVT (BZ0G, BZ1P)	103	02/09→					
2.0 dCi	120	07/12→					
2.0 dCi (BZ0L)	118	04/09→					
2.0 dCi (BZ0Y)	110	10/10→					
2.0 TCe	140	06/12→					
2.0 TCe (BZ0K)	132	11/08→					
2.0 TCe 220	162	11/13→					















	kw			 	! #		
RENAULT - MEGANE Scenic (JA0/1_) 10/96→12/01							
 Radbremsszylinder							
1.4 i (JA0E)	55	01/97→09/99	➔			24.3220-1711.3 020409	TRW Ø 20,64 GG
1.6 i (JA0L)	55	01/97→09/99					
1.9 D (JA0J)	47	03/97→09/99					
1.9 dT (JA0K, JA0Y)	66	01/97→09/99					
2.0 i (JA02, JA0G)	80	01/99→09/99					
2.0 i (JA0G)	84	01/97→09/99					
1.6 16V (JA0B, JA04, JA11)	79	04/98→10/99	➔	→ 09/99		24.3220-1711.3 020409	TRW Ø 20,64 GG
1.6 e (JA0F)	66	10/96→10/99	➔	11/96→ 09/99		24.3220-1711.3 020409	TRW Ø 20,64 GG
1.9 dTi (JA0N)	72	04/97→09/99	➔	- ABS		24.3220-1711.3 020409	TRW Ø 20,64 GG
Zubehörsatz, Bremsbacken							
1.4 i (JA0E)	55	01/97→09/99	➔			03.0137-9220.2 669220	TRW
1.6 i (JA0L)	55	01/97→09/99					
1.9 D (JA0J)	47	03/97→09/99					
1.9 dT (JA0K, JA0Y)	66	01/97→09/99					
2.0 i (JA02, JA0G)	80	01/99→09/99					
2.0 i (JA0G)	84	01/97→09/99					
1.6 16V (JA0B, JA04, JA11)	79	04/98→10/99	➔	→ 09/99		03.0137-9220.2 669220	TRW
1.6 e (JA0F)	66	10/96→10/99	➔	11/96→ 09/99		03.0137-9220.2 669220	TRW
1.9 dTi (JA0N)	72	04/97→09/99	➔	- ABS		03.0137-9220.2 669220	TRW
 Bremsbackensatz							
1.4 i (JA0E)	55	01/97→09/99	➔			03.0137-0336.2 650336	TRW Ø 229 x 42 + HEB
1.6 i (JA0L)	55	01/97→09/99				03.0520-5520.3 695520	TRW Ø 229 x 42 Ø 20,64 + RZ / + Zub TopKit
1.9 D (JA0J)	47	03/97→09/99					
1.9 dT (JA0K, JA0Y)	66	01/97→09/99					
2.0 i (JA02, JA0G)	80	01/99→09/99					
2.0 i (JA0G)	84	01/97→09/99					
1.6 16V (JA0B, JA04, JA11)	79	04/98→10/99	➔	→ 09/99		03.0137-0336.2 650336	TRW Ø 229 x 42 + HEB
						03.0520-5520.3 695520	TRW Ø 229 x 42 Ø 20,64 + RZ / + Zub TopKit
1.6 e (JA0F)	66	10/96→10/99	➔	11/96→ 09/99		03.0137-0336.2 650336	TRW Ø 229 x 42 + HEB
						03.0520-5520.3 695520	TRW Ø 229 x 42 Ø 20,64 + RZ / + Zub TopKit
1.9 dTi (JA0N)	72	04/97→09/99	➔	- ABS		03.0137-0336.2 650336	TRW Ø 229 x 42 + HEB
						03.0520-5520.3 695520	TRW Ø 229 x 42 Ø 20,64 + RZ / + Zub TopKit
 Seilzug, Feststellbremse							
1.4 i (JA0E)	55	01/97→09/99	➔	⬇; Trommelbremse	2	24.3727-1045.2 581045	L= 1.476
1.6 i (JA0L)	55	01/97→09/99					
2.0 i (JA02, JA0G)	80	01/99→09/99					
2.0 i (JA0G)	84	01/97→09/99					
1.6 16V (JA0B, JA04, JA11)	79	04/98→10/99	➔	⬇; → 09/99; Trommelbremse	2	24.3727-1045.2 581045	L= 1.476
1.6 e (JA0F)	66	10/96→10/99	➔	⬇; 11/96→ 09/99; Trommelbremse	2	24.3727-1045.2 581045	L= 1.476
1.9 D (JA0J)	47	03/97→09/99	➔	⬇; Trommelbremse	2	24.3727-1045.2 581045	L= 1.476
			➔	⬇; 08/99→; - ABS; Trommelbremse	2	24.3727-1045.2 581045	L= 1.476
			➔	⬇; → 07/99; Trommelbremse	2	24.3727-1045.2 581045	L= 1.476
			➔	⬇; 08/99→; + ABS; Trommelbremse		24.3727-1055.2 581055	L= 1.479
			➔	⬇; 08/99→; + ABS; Trommelbremse		24.3727-1056.2 581056	L= 1.508
1.9 dT (JA0K, JA0Y)	66	01/97→09/99	➔	⬇; → 12/97; Trommelbremse	2	24.3727-1045.2 581045	L= 1.476
1.9 dTi (JA0N)	72	04/97→09/99	➔	⬇; 08/99→; - ABS; Trommelbremse	2	24.3727-1045.2 581045	L= 1.476
			➔	⬇; → 07/99; - ABS; Trommelbremse	2	24.3727-1045.2 581045	L= 1.476
			➔	⬇; 03/98→; - ABS; Trommelbremse	2	24.3727-1045.2 581045	L= 1.476
			➔	⬇; 08/99→; + ABS; Trommelbremse		24.3727-1055.2 581055	L= 1.479
			➔	⬇; 08/99→; + ABS; Trommelbremse		24.3727-1056.2 581056	L= 1.508
RENAULT - MODUS / GRAND MODUS (F/JP0_) 09/04→							
 Radbremsszylinder							
1.2 (FP0C, FP0K, FP0P)	48	05/05→	➔	- ESP; → 06/13		24.3219-1755.3 020508	Ø 19,05 ALU
1.2 (JP0C, JP0K, FP0C, FP0K, FP0P, JP0P, JP0T)	55	12/04→					
1.2 16V Hi-Flex	55	10/08→					
1.5 dCi (FP0E, JP0E)	48	12/04→					
1.5 dCi (FP0F, JP0F)	63	12/04→					













	kw				! #		
RENAULT - MODUS / GRAND MODUS (F/JPO_) 09/04 →							
 Radbremszylinder							
1.5 dCi (FP0G, JP0G)	50	12/04 →	➔	- ESP; → 06/13		24.3219-1755.3 020508	Ø 19,05 ALU
1.5 dCi 75	55	10/10 →					
1.5 dCi 90	65	10/10 →					
1.5 dCi (FP0D, JP0D)	60	09/04 →	➔	09/05 →; - ESP; → 06/13		24.3219-1755.3 020508	Ø 19,05 ALU
Zubehörsatz, Bremsbacken							
1.2 (FP0C, FP0K, FP0P)	48	05/05 →	➔	- ESP; → 06/13		03.0137-9280.2 669280	
1.2 (JP0C, JP0K, FP0C, FP0K, FP0P, JP0P, JP0T)	55	12/04 →					
1.2 16V Hi-Flex	55	10/08 →					
1.5 dCi (FP0E, JP0E)	48	12/04 →					
1.5 dCi (FP0F, JP0F)	63	12/04 →					
1.5 dCi (FP0G, JP0G)	50	12/04 →					
1.5 dCi 75	55	10/10 →					
1.5 dCi 90	65	10/10 →					
1.5 dCi (FP0D, JP0D)	60	09/04 →	➔	09/05 →; - ESP; → 06/13		03.0137-9280.2 669280	
 Bremstrommel							
1.2 (FP0C, FP0K, FP0P)	48	05/05 →	➔	- ESP; → 06/13		24.0220-3033.1 480195	Ø 203,3 x 50,5 / 204,5 - RLG / - ABS Ring
1.2 (JP0C, JP0K, FP0C, FP0K, FP0P, JP0P, JP0T)	55	12/04 →					
1.2 16V Hi-Flex	55	10/08 →					
1.5 dCi (FP0E, JP0E)	48	12/04 →					
1.5 dCi (FP0F, JP0F)	63	12/04 →					
1.5 dCi (FP0G, JP0G)	50	12/04 →					
1.5 dCi 75	55	10/10 →					
1.5 dCi 90	65	10/10 →					
1.5 dCi (FP0D, JP0D)	60	09/04 →	➔	09/05 →; - ESP; → 06/13		24.0220-3033.1 480195	Ø 203,3 x 50,5 / 204,5 - RLG / - ABS Ring
 Bremsbackensatz							
1.2 (FP0C, FP0K, FP0P)	48	05/05 →	➔	- ESP; → 06/13		03.0137-0454.2 650454	AP Ø 203 x 38 + HEB
1.2 (JP0C, JP0K, FP0C, FP0K, FP0P, JP0P, JP0T)	55	12/04 →				03.0520-6419.3 696419	AP Ø 203 x 38 Ø 19,05 + RZ / + Zub TopKit
1.2 16V Hi-Flex	55	10/08 →					
1.5 dCi (FP0E, JP0E)	48	12/04 →					
1.5 dCi (FP0F, JP0F)	63	12/04 →					
1.5 dCi (FP0G, JP0G)	50	12/04 →					
1.5 dCi 75	55	10/10 →					
1.5 dCi 90	65	10/10 →					
1.5 dCi (FP0D, JP0D)	60	09/04 →	➔	09/05 →; - ESP; → 06/13		03.0137-0454.2 650454	AP Ø 203 x 38 + HEB
						03.0520-6419.3 696419	AP Ø 203 x 38 Ø 19,05 + RZ / + Zub TopKit
 Seilzug, Feststellbremse							
1.2	76	04/11 →	➔	<input type="checkbox"/> ; → 06/13; für Fahrzeuge mit Scheibenbremse an der Hinterachse; kurzer Radstand		24.3727-1083.2 581083	L= 1.276
1.2 (JP0S)	58	12/04 →					
1.5 dCi (JP02)	76	05/07 →					
1.5 dCi (JP0G, JP0H)	78	05/05 →	➔	<input type="checkbox"/> ; → 06/13; für Fahrzeuge mit Scheibenbremse an der Hinterachse; kurzer Radstand		24.3727-1084.2 581084	L= 1.375
			➔	<input type="checkbox"/> ; → 06/13; für Fahrzeuge mit Scheibenbremse an der Hinterachse; langer Radstand		24.3727-3600.2 583600	L= 1.322
			➔	<input type="checkbox"/> ; → 06/13; für Fahrzeuge mit Scheibenbremse an der Hinterachse; langer Radstand		24.3727-3601.2 583601	L= 1.448
1.2 (FP0C, FP0K, FP0P)	48	05/05 →	➔	<input type="checkbox"/> ; → 06/13; für Fahrzeuge mit Scheibenbremse an der Hinterachse; kurzer Radstand		24.3727-1083.2 581083	L= 1.276
1.2 (JP0C, JP0K, FP0C, FP0K, FP0P, JP0P, JP0T)	55	12/04 →					
1.2 16V (JP0W)	74	05/07 →					
1.2 16V Hi-Flex	55	10/08 →					
1.4 (JP01, JP0J)	72	12/04 →					
1.5 dCi (FP0E, JP0E)	48	12/04 →	➔	<input type="checkbox"/> ; für Fahrzeuge mit Trommelbremse an der Hinterachse; → 06/13; kurzer Radstand; Trommelbremse		24.3727-1085.2 581085	L= 1.387
1.5 dCi (FP0F, JP0F)	63	12/04 →					
1.5 dCi (FP0G, JP0G)	50	12/04 →					
1.5 dCi 75	55	10/10 →					
1.5 dCi 90	65	10/10 →					
1.6 (JP03, JP0B, JP0U, JP0Y, JP1G)	82	12/04 →	➔	<input type="checkbox"/> ; für Fahrzeuge mit Trommelbremse an der Hinterachse; → 06/13; kurzer Radstand		24.3727-1086.2 581086	L= 1.497
1.6 (JP0L, JP0V)	65	12/04 →	➔	<input type="checkbox"/> ; für Fahrzeuge mit Trommelbremse an		24.3727-1090.2 581090	L= 1.572












	kw			 	! #		
RENAULT - MODUS / GRAND MODUS (F/JPO_) 09/04 →							
 Seilzug, Feststellbremse							
1.2 (FP0C, FP0K, FP0P)	48	05/05 →	➔	der Hinterachse; → 06/13;			
1.2 (JP0C, JP0K, FP0C, FP0K, FP0P, JP0P, JP0T)	55	12/04 →	➔	langer Radstand			
1.2 16V (JP0W)	74	05/07 →	➔	☐; → 06/13;	24.3727-3600.2	583600	L= 1.322
1.2 16V Hi-Flex	55	10/08 →	➔	für Fahrzeuge mit Scheibenbremse an der Hinterachse; langer Radstand			
1.4 (JP01, JP0J)	72	12/04 →	➔	☐; → 06/13;	24.3727-3601.2	583601	L= 1.448
1.5 dCi (FP0E, JP0E)	48	12/04 →	➔	für Fahrzeuge mit Scheibenbremse an der Hinterachse; langer Radstand			
1.5 dCi (FP0F, JP0F)	63	12/04 →	➔				
1.5 dCi (FP0G, JP0G)	50	12/04 →	➔				
1.5 dCi 75	55	10/10 →	➔				
1.5 dCi 90	65	10/10 →	➔				
1.6 (JP03, JP0B, JP0U, JP0Y, JP1G)	82	12/04 →	➔				
1.6 (JP0L, JP0V)	65	12/04 →	➔				
1.5 dCi (FP0D, JP0D)	60	09/04 →	➔	☐; → 06/13;	24.3727-1083.2	581083	L= 1.276
			➔	für Fahrzeuge mit Scheibenbremse an der Hinterachse; kurzer Radstand			
			➔	☐; → 06/13;	24.3727-1084.2	581084	L= 1.375
			➔	für Fahrzeuge mit Scheibenbremse an der Hinterachse; kurzer Radstand			
			➔	☐; 09/05 → 06/13;	24.3727-1085.2	581085	L= 1.387
			➔	für Fahrzeuge mit Trommelbremse an der Hinterachse; kurzer Radstand; Trommelbremse			
			➔	☐; 09/05 → 06/13;	24.3727-1086.2	581086	L= 1.497
			➔	für Fahrzeuge mit Trommelbremse an der Hinterachse; kurzer Radstand			
			➔	☐; 09/05 → 06/13;	24.3727-1090.2	581090	L= 1.572
			➔	für Fahrzeuge mit Trommelbremse an der Hinterachse; langer Radstand			
			➔	☐; → 06/13;	24.3727-3600.2	583600	L= 1.322
			➔	für Fahrzeuge mit Scheibenbremse an der Hinterachse; langer Radstand			
			➔	☐; → 06/13;	24.3727-3601.2	583601	L= 1.448
			➔	für Fahrzeuge mit Scheibenbremse an der Hinterachse; langer Radstand			
RENAULT - RAPID Kasten (F40_, G40_) 07/85 → 11/01							
 Radbremszylinder							
1.2 (F406, G40A)	40	09/91 → 03/98	➔	☐	24.3220-1118.3	020226	BDX Ø 20,64 GG
			➔	☐; 10/92 →	24.3220-1118.3	020226	BDX Ø 20,64 GG
			➔	☐	24.3220-1119.3	020227	BDX Ø 20,64 GG
			➔	☐; 10/92 →	24.3220-1119.3	020227	BDX Ø 20,64 GG
1.4	59	05/95 → 08/97	➔	☐; nicht für erhöhte Nutzlast	24.3220-1118.3	020226	BDX Ø 20,64 GG
1.4 (F40U, F40V)	55	09/91 → 03/98	➔	☐; nicht für erhöhte Nutzlast	24.3220-1119.3	020227	BDX Ø 20,64 GG
1.9 D (F40R)	40	09/94 → 03/98	➔	für erhöhte Nutzlast	24.3222-1615.3	020285	TRW Ø 22,2 GG
1.4 (F40D)	58	01/94 → 03/98	➔	☐; nicht für erhöhte Nutzlast	24.3220-1118.3	020226	BDX Ø 20,64 GG
			➔	☐; 09/94 →; nicht für erhöhte Nutzlast	24.3220-1118.3	020226	BDX Ø 20,64 GG
			➔	☐; 09/94 →; nicht für erhöhte Nutzlast	24.3220-1119.3	020227	BDX Ø 20,64 GG
			➔	☐; nicht für erhöhte Nutzlast	24.3220-1119.3	020227	BDX Ø 20,64 GG
			➔	09/94 →; für erhöhte Nutzlast	24.3222-1615.3	020285	TRW Ø 22,2 GG
			➔		24.3222-1615.3	020285	TRW Ø 22,2 GG
			➔	für erhöhte Nutzlast	24.3222-1615.3	020285	TRW Ø 22,2 GG
1.4 Cat (F407)	43	08/88 → 03/98	➔	☐	24.3220-1118.3	020226	BDX Ø 20,64 GG
			➔	☐	24.3220-1119.3	020227	BDX Ø 20,64 GG
1.6 D (F404)	40	03/86 → 08/98	➔	☐; → 06/86	24.3220-1118.3	020226	BDX Ø 20,64 GG
			➔		24.3222-1709.3	020111	BDX Ø 22,2 GG
			➔	☐; 07/86 →; nicht für erhöhte Nutzlast	24.3220-1118.3	020226	BDX Ø 20,64 GG
			➔	☐; → 06/86	24.3220-1119.3	020227	BDX Ø 20,64 GG
			➔		24.3222-1107.3	020262	TRW Ø 22,2 GG
			➔		24.3222-1710.3	020112	BDX Ø 22,2 GG
			➔	☐; 07/86 →; nicht für erhöhte Nutzlast	24.3220-1119.3	020227	BDX Ø 20,64 GG
			➔	07/86 →; für erhöhte Nutzlast	24.3222-1615.3	020285	TRW Ø 22,2 GG
1.9 D (F40P, F40N, F40E)	47	09/91 → 03/98	➔	☐; nicht für erhöhte Nutzlast	24.3220-1118.3	020226	BDX Ø 20,64 GG
			➔	☐; 09/95 →; nicht für erhöhte Nutzlast	24.3220-1118.3	020226	BDX Ø 20,64 GG
			➔				













	kw					! #		
RENAULT - RAPID Kasten (F40_, G40_) 07/85→11/01								
 Radbremszylinder								
1.9 D (F40P, F40N, F40E)	47	09/91→03/98	➡	 ; 09/92→; nicht für erhöhte Nutzlast	24.3220-1118.3	020226	BDX Ø 20,64 GG	
			➡	 ; 09/95→; nicht für erhöhte Nutzlast	24.3220-1119.3	020227	BDX Ø 20,64 GG	
			➡	 ; 09/92→; nicht für erhöhte Nutzlast	24.3220-1119.3	020227	BDX Ø 20,64 GG	
			➡	 ; nicht für erhöhte Nutzlast	24.3220-1119.3	020227	BDX Ø 20,64 GG	
			➡	09/92→; für erhöhte Nutzlast	24.3222-1615.3	020285	TRW Ø 22,2 GG	
			➡	09/95→; für erhöhte Nutzlast	24.3222-1615.3	020285	TRW Ø 22,2 GG	
			➡	für erhöhte Nutzlast	24.3222-1615.3	020285	TRW Ø 22,2 GG	
Zubehörsatz, Bremsbacken								
1.2 (F406, G40A)	40	09/91→03/98	➡		03.0137-9125.2	669125	BDX	
			➡	10/92→	03.0137-9125.2	669125	BDX	
1.4 (F40U, F40V)	59	05/95→08/97	➡	für erhöhte Nutzlast	03.0137-9027.2	669027	TRW	
1.9 D (F40R)	40	09/91→03/98	➡	nicht für erhöhte Nutzlast	03.0137-9125.2	669125	BDX	
1.4 (F40D)	58	09/94→03/98	➡		03.0137-9125.2	669125	BDX	
			➡	09/94→; für erhöhte Nutzlast	03.0137-9027.2	669027	TRW	
			➡	für erhöhte Nutzlast	03.0137-9027.2	669027	TRW	
			➡	09/94→; nicht für erhöhte Nutzlast	03.0137-9125.2	669125	BDX	
			➡	nicht für erhöhte Nutzlast	03.0137-9125.2	669125	BDX	
1.4 Cat (F407)	43	08/88→03/98	➡		03.0137-9125.2	669125	BDX	
1.6 D (F404)	40	03/86→08/98	➡	07/86→; für erhöhte Nutzlast	03.0137-9027.2	669027	TRW	
			➡	→ 06/86	03.0137-9056.2	669056	TRW	
					03.0137-9086.2	669086	BDX	
					03.0137-9125.2	669125	BDX	
			➡	07/86→; nicht für erhöhte Nutzlast	03.0137-9125.2	669125	BDX	
1.9 D (F40P, F40N, F40E)	47	09/91→03/98	➡	für erhöhte Nutzlast	03.0137-9027.2	669027	TRW	
			➡	09/95→; für erhöhte Nutzlast	03.0137-9027.2	669027	TRW	
			➡	09/92→; für erhöhte Nutzlast	03.0137-9027.2	669027	TRW	
			➡	nicht für erhöhte Nutzlast	03.0137-9125.2	669125	BDX	
			➡	09/92→; nicht für erhöhte Nutzlast	03.0137-9125.2	669125	BDX	
			➡	09/95→; nicht für erhöhte Nutzlast	03.0137-9125.2	669125	BDX	
 Bremstrommel								
1.2 (F406, G40A)	40	09/91→03/98	➡		24.0218-0013.1	480008	Ø 180,0 x 53 / 181,3 - RLG	
			➡	10/92→	24.0220-3005.1	480054	Ø 203,0 x 50,5 / 204,5 - RLG	
1.4 (F40U, F40V)	59	05/95→08/97	➡	nicht für erhöhte Nutzlast	24.0220-3005.1	480054	Ø 203,0 x 50,5 / 204,5 - RLG	
1.9 D (F40R)	40	09/91→03/98	➡					
1.4 (F40D)	58	09/94→03/98	➡	nicht für erhöhte Nutzlast	24.0220-3005.1	480054	Ø 203,0 x 50,5 / 204,5 - RLG	
			➡	09/94→; nicht für erhöhte Nutzlast	24.0220-3005.1	480054	Ø 203,0 x 50,5 / 204,5 - RLG	
1.4 Cat (F407)	43	08/88→03/98	➡		24.0220-3005.1	480054	Ø 203,0 x 50,5 / 204,5 - RLG	
1.6 D (F404)	40	03/86→08/98	➡	→ 06/86; nicht für erhöhte Nutzlast	24.0218-0013.1	480008	Ø 180,0 x 53 / 181,3 - RLG	
					24.0220-3005.1	480054	Ø 203,0 x 50,5 / 204,5 - RLG	
			➡	07/86→; nicht für erhöhte Nutzlast	24.0220-3005.1	480054	Ø 203,0 x 50,5 / 204,5 - RLG	
1.9 D (F40P, F40N, F40E)	47	09/91→03/98	➡	nicht für erhöhte Nutzlast	24.0220-3005.1	480054	Ø 203,0 x 50,5 / 204,5 - RLG	
			➡	09/92→; nicht für erhöhte Nutzlast	24.0220-3005.1	480054	Ø 203,0 x 50,5 / 204,5 - RLG	
			➡	09/95→; nicht für erhöhte Nutzlast	24.0220-3005.1	480054	Ø 203,0 x 50,5 / 204,5 - RLG	
 Bremsbackensatz								
1.2 (F406, G40A)	40	09/91→03/98	➡		03.0137-0211.2	650211	BDX Ø 203 x 39	
			➡	10/92→	03.0520-3020.3	693020	BDX Ø 203 x 39 Ø 20,64 + RZ / + Zub TopKit	
			➡		03.0137-0211.2	650211	BDX Ø 203 x 39	
					03.0520-3020.3	693020	BDX Ø 203 x 39 Ø 20,64 + RZ / + Zub TopKit	
1.4 (F40U, F40V)	59	05/95→08/97	➡	nicht für erhöhte Nutzlast	03.0137-0211.2	650211	BDX Ø 203 x 39	
1.9 D (F40R)	40	09/91→03/98	➡		03.0520-3020.3	693020	BDX Ø 203 x 39 Ø 20,64 + RZ / + Zub TopKit	
			➡	für erhöhte Nutzlast	03.0137-0271.2	650271	TRW Ø 229 x 42 + HEB	












	kw			 	! #		
RENAULT - RAPID Kasten (F40_, G40_) 07/85→11/01							
Bremsbackensatz							
1.4 1.4 (F40U, F40V) 1.9 D (F40R)	59 55 40	05/95→08/97 09/91→03/98 09/94→03/98	➔	für erhöhte Nutzlast		03.0520-2422.3 692422	TRW Ø 229 x 42 Ø 22,2 + RZ / + Zub TopKit
1.4 (F40D)	58	01/94→03/98	➔	nicht für erhöhte Nutzlast		03.0137-0211.2 650211 03.0520-3020.3 693020	BDX Ø 203 x 39 BDX Ø 203 x 39 Ø 20,64 + RZ / + Zub TopKit
			➔	09/94→; nicht für erhöhte Nutzlast		03.0137-0211.2 650211 03.0520-3020.3 693020	BDX Ø 203 x 39 BDX Ø 203 x 39 Ø 20,64 + RZ / + Zub TopKit
			➔			03.0137-0271.2 650271 03.0520-2422.3 692422	TRW Ø 229 x 42 + HEB TRW Ø 229 x 42 Ø 22,2 + RZ / + Zub TopKit
			➔	09/94→; für erhöhte Nutzlast		03.0137-0271.2 650271 03.0520-2422.3 692422	TRW Ø 229 x 42 + HEB TRW Ø 229 x 42 Ø 22,2 + RZ / + Zub TopKit
			➔	für erhöhte Nutzlast		03.0137-0271.2 650271 03.0520-2422.3 692422	TRW Ø 229 x 42 + HEB TRW Ø 229 x 42 Ø 22,2 + RZ / + Zub TopKit
1.4 Cat (F407)	43	08/88→03/98	➔			03.0137-0211.2 650211 03.0520-3020.3 693020	BDX Ø 203 x 39 BDX Ø 203 x 39 Ø 20,64 + RZ / + Zub TopKit
1.6 D (F404)	40	03/86→08/98	➔	→ 06/86		03.0137-0201.2 650201 03.0137-0209.2 650209 03.0137-0211.2 650211 03.0520-1022.3 691022 03.0520-1122.3 691122 03.0520-3020.3 693020	TRW Ø 180 x 41 + HEB BDX Ø 180 x 42 BDX Ø 203 x 39 BDX Ø 180 x 42 Ø 22,2 + RZ / + Zub TopKit TRW Ø 180 x 41 Ø 22,2 + RZ / + Zub TopKit BDX Ø 203 x 39 Ø 20,64 + RZ / + Zub TopKit
			➔	07/86→; nicht für erhöhte Nutzlast		03.0137-0211.2 650211 03.0520-3020.3 693020	BDX Ø 203 x 39 BDX Ø 203 x 39 Ø 20,64 + RZ / + Zub TopKit
			➔	07/86→; für erhöhte Nutzlast		03.0137-0271.2 650271 03.0520-2422.3 692422	TRW Ø 229 x 42 + HEB TRW Ø 229 x 42 Ø 22,2 + RZ / + Zub TopKit
1.9 D (F40P, F40N, F40E)	47	09/91→03/98	➔	09/92→; nicht für erhöhte Nutzlast		03.0137-0211.2 650211 03.0520-3020.3 693020	BDX Ø 203 x 39 BDX Ø 203 x 39 Ø 20,64 + RZ / + Zub TopKit
			➔	nicht für erhöhte Nutzlast		03.0137-0211.2 650211 03.0520-3020.3 693020	BDX Ø 203 x 39 BDX Ø 203 x 39 Ø 20,64 + RZ / + Zub TopKit
			➔	09/95→; nicht für erhöhte Nutzlast		03.0137-0211.2 650211 03.0520-3020.3 693020	BDX Ø 203 x 39 BDX Ø 203 x 39 Ø 20,64 + RZ / + Zub TopKit
			➔	09/92→; für erhöhte Nutzlast		03.0137-0271.2 650271 03.0520-2422.3 692422	TRW Ø 229 x 42 + HEB TRW Ø 229 x 42 Ø 22,2 + RZ / + Zub TopKit
			➔	09/95→; für erhöhte Nutzlast		03.0137-0271.2 650271 03.0520-2422.3 692422	TRW Ø 229 x 42 + HEB TRW Ø 229 x 42 Ø 22,2 + RZ / + Zub TopKit
			➔	für erhöhte Nutzlast		03.0137-0271.2 650271 03.0520-2422.3 692422	TRW Ø 229 x 42 + HEB TRW Ø 229 x 42 Ø 22,2 + RZ / + Zub TopKit
Seilzug, Feststellbremse							
1.2 (F406, G40A)	40	09/91→03/98	➔	⏴; Trommelbremse	2	24.3727-1035.2 581035	L= 1.469
			➔	⏴; 10/92→; Trommelbremse	2	24.3727-1035.2 581035	L= 1.469
1.4 1.4 (F40U, F40V) 1.9 D (F40R)	59 55 40	05/95→08/97 09/91→03/98 09/94→03/98	➔	⏴; nicht für erhöhte Nutzlast; Trommelbremse	2	24.3727-1035.2 581035	L= 1.469
1.4 (F40D)	58	01/94→03/98	➔	⏴; 09/94→; nicht für erhöhte Nutzlast; Trommelbremse	2	24.3727-1035.2 581035	L= 1.469
			➔	⏴; nicht für erhöhte Nutzlast; Trommelbremse	2	24.3727-1035.2 581035	L= 1.469
1.4 Cat (F407)	43	08/88→03/98	➔	⏴; → 08/91; Trommelbremse	2	24.3727-1005.2 581005	L= 1.330
			➔	⏴; 09/91→; Trommelbremse	2	24.3727-1035.2 581035	L= 1.469
↓							












	kW					! #		
RENAULT - RAPID Kasten (F40_, G40_) 07/85→11/01								
 Seilzug, Feststellbremse								
1.6 D (F404)	40	03/86→08/98	➡	☑; → 08/91; Trommelbremse	2	24.3727-1005.2	581005	L= 1.330
			➡	☑; 09/91→; nicht für erhöhte Nutzlast; Trommelbremse	2	24.3727-1035.2	581035	L= 1.469
1.9 D (F40P, F40N, F40E)	47	09/91→03/98	➡	☑; 09/95→; nicht für erhöhte Nutzlast; Trommelbremse	2	24.3727-1035.2	581035	L= 1.469
			➡	☑; 09/92→; nicht für erhöhte Nutzlast; Trommelbremse	2	24.3727-1035.2	581035	L= 1.469
			➡	☑; nicht für erhöhte Nutzlast; Trommelbremse	2	24.3727-1035.2	581035	L= 1.469
RENAULT - SAFRANE I (B54_) 04/92→10/97								
 Radbremszylinder								
2.1 dT (B546)	65	11/93→07/96	➡	→ 01/95; - ABS		24.3222-1615.3	020285	TRW Ø 22,2 GG
2.2 (B541)	79	04/92→07/96						
Zubehörsatz, Bremsbacken								
2.1 dT (B546)	65	11/93→07/96	➡	→ 01/95; - ABS		03.0137-9027.2	669027	TRW
2.2 (B541)	79	04/92→07/96						
 Bremsbackensatz								
2.1 dT (B546)	65	11/93→07/96	➡	→ 01/95; - ABS		03.0137-0151.2	650151	TRW Ø 229 x 42 + HEB
2.2 (B541)	79	04/92→07/96						
 Seilzug, Feststellbremse								
2.0 12V (B542, B54E)	97	04/92→07/96	➡	☐; Scheibenbremse		24.3727-1028.2	581028	L= 850
2.2 (B543)	101	04/92→07/96						
2.5 dT (B548)	83	12/92→07/96	➡	☑; Scheibenbremse		24.3727-1034.2	581034	L= 1.091
3.0 V6 (B54B, B544)	123	12/92→07/96						
3.0 V6 4x4 (B54B, B544)	123	12/92→07/96						
2.1 dT (B546)	65	11/93→07/96	➡	☑; 02/95→; Scheibenbremse		24.3727-1028.2	581028	L= 850
2.2 (B541)	79	04/92→07/96						
			➡	☑; → 01/95; + ABS; Scheibenbremse		24.3727-1028.2	581028	L= 850
			➡	☑; 02/95→; Scheibenbremse		24.3727-1034.2	581034	L= 1.091
			➡	☑; → 01/95; + ABS; Scheibenbremse		24.3727-1034.2	581034	L= 1.091
RENAULT - SAFRANE II (B54_) 07/96→12/00								
 Seilzug, Feststellbremse								
2.0 16V (B54L)	100	07/96→12/00	➡	☑; 08/96→; Scheibenbremse		24.3727-1028.2	581028	L= 850
2.2 dT (B54G)	83	07/96→12/00						
2.5 20V (B54F)	121	07/96→12/00	➡	☑; 08/96→; Scheibenbremse		24.3727-1034.2	581034	L= 1.091
2.9 24V (B54N)	140	03/99→12/00						
			➡	☑; Scheibenbremse		24.3727-1028.2	581028	L= 850
			➡	☑; Scheibenbremse		24.3727-1034.2	581034	L= 1.091
3.0 V6 (B54M)	123	07/96→12/00	➡	☑; 08/96→; Scheibenbremse		24.3727-1028.2	581028	L= 850
			➡	☑; → 07/96; Scheibenbremse		24.3727-1028.2	581028	L= 850
			➡	☑; 08/96→; Scheibenbremse		24.3727-1034.2	581034	L= 1.091
			➡	☑; → 07/96; Scheibenbremse		24.3727-1034.2	581034	L= 1.091
RENAULT - SANDERO/STEPWAY I (BS_) 11/07→								
 Radbremszylinder								
1.4	55	02/09→	➡			24.3217-1710.3	020420	TRW Ø 17,78 GG
			➡	+ ABS		24.3217-1711.3	020449	BOS Ø 17,46 ALU
			➡	- ABS		24.3219-1722.3	020426	BDX Ø 19,05 GG
1.6	64	02/09→	➡			24.3217-1710.3	020420	TRW Ø 17,78 GG
			➡	11/10→; + ABS		24.3217-1711.3	020449	BOS Ø 17,46 ALU
			➡	+ ABS		24.3217-1711.3	020449	BOS Ø 17,46 ALU
			➡	- ABS		24.3219-1722.3	020426	BDX Ø 19,05 GG
Zubehörsatz, Bremsbacken								
1.4	55	02/09→	➡			03.0137-9088.2	669088	BDX
1.6	64	02/09→				03.0137-9158.2	669158	TRW
						03.0137-9274.2	669274	
 Bremstrommel								
1.6	64	02/09→	➡	- ABS		24.0220-3037.1	480308	Ø 203,0 x 48 / 204,5 - RLG / - ABS Ring
↓								













	kw					! #		
RENAULT - SANDERO/STEPWAY I (BS_) 11/07→								
 Bremsbackensatz								
1.4 1.6	55 64	02/09→ 02/09→	→			03.0137-0312.2 03.0520-5017.3	650312 695017	TRW Ø 203 x 38 Ø 203 x 39 Ø 17,46 + RZ / + Zub TopKit
			→	- ABS		03.0137-0358.2 03.0520-4719.3	650358 694719	BDX Ø 180 x 42 + HEB BDX Ø 180 x 42 Ø 19,05 + RZ / + Zub TopKit
			→	+ ABS		03.0137-0532.2 03.0520-3517.3	650532 693517	BOS Ø 203 x 39 + HEB TRW Ø 203 x 39 Ø 17,78 + RZ / + Zub TopKit
RENAULT - SCÉNIC I Großraumlimousine (JA0/1_, FA0_) 08/99→02/05								
 Radbremszylinder								
1.4 16V (JA0D, JA1H, Ja0W, JA10)	70	09/99→08/03	→	→ 06/03; - ABS		24.3220-1711.3	020409	TRW Ø 20,64 GG
1.6 (JA00, JA16, JA15, JA19, JA1V, JA2B, JA2C, JA0B)	79	09/99→09/03						
1.9 dTi (JA0N)	72	09/99→08/03						
1.6 BiFuel (JA04)	79	09/99→04/01	→	- ABS		24.3220-1711.3	020409	TRW Ø 20,64 GG
Zubehörsatz, Bremsbacken								
1.4 16V (JA0D, JA1H, Ja0W, JA10)	70	09/99→08/03	→	→ 06/03; - ABS		03.0137-9220.2	669220	TRW
1.6 (JA00, JA16, JA15, JA19, JA1V, JA2B, JA2C, JA0B)	79	09/99→09/03						
1.9 dTi (JA0N)	72	09/99→08/03						
1.6 BiFuel (JA04)	79	09/99→04/01	→	- ABS		03.0137-9220.2	669220	TRW
 Bremsbackensatz								
1.4 16V (JA0D, JA1H, Ja0W, JA10)	70	09/99→08/03	→	→ 06/03; - ABS		03.0137-0336.2 03.0520-5520.3	650336 695520	TRW Ø 229 x 42 + HEB TRW Ø 229 x 42 Ø 20,64 + RZ / + Zub TopKit
1.6 (JA00, JA16, JA15, JA19, JA1V, JA2B, JA2C, JA0B)	79	09/99→09/03						
1.9 dTi (JA0N)	72	09/99→08/03						
1.6 BiFuel (JA04)	79	09/99→04/01	→	- ABS		03.0137-0336.2 03.0520-5520.3	650336 695520	TRW Ø 229 x 42 + HEB TRW Ø 229 x 42 Ø 20,64 + RZ / + Zub TopKit
 Seilzug, Feststellbremse								
1.4 16V (JA0D, JA1H, Ja0W, JA10)	70	09/99→08/03	→	☒; → 06/03; - ABS; Scheiben/Trommel	2	24.3727-1045.2	581045	L= 1.476
1.6 (JA00, JA16, JA15, JA19, JA1V, JA2B, JA2C, JA0B)	79	09/99→09/03	→	☐; → 06/03; + ABS; Scheibenbremse		24.3727-1055.2	581055	L= 1.479
1.9 dCi (JA05, JA1F)	75	09/99→08/03	→	☐; → 06/03; + ABS; Scheibenbremse		24.3727-1056.2	581056	L= 1.508
1.9 dTi (JA0N)	72	09/99→08/03						
2.0 16V (JA1B, JA1D)	102	07/00→08/03						
1.6 BiFuel (JA04)	79	09/99→04/01	→	☒; - ABS; Scheiben/Trommel	2	24.3727-1045.2	581045	L= 1.476
			→	☐; + ABS; Scheibenbremse		24.3727-1055.2	581055	L= 1.479
			→	☐; + ABS; Scheibenbremse		24.3727-1056.2	581056	L= 1.508
1.8 16V (JA12, JA1R, JA1M, JA1A)	85	01/01→08/03	→	☒; → 06/03; Scheiben/Trommel	2	24.3727-1045.2	581045	L= 1.476
1.9 dTi (JA1U)	59	02/01→08/03						
2.0 16V	103	09/99→08/03						
1.8 4x4	85	07/00→04/01	→	☐; Scheibenbremse		24.3727-1055.2	581055	L= 1.479
			→	☐; Scheibenbremse		24.3727-1056.2	581056	L= 1.508
1.9 D (JA0J, FA0J)	47	09/99→03/01	→	☒; Scheiben/Trommel	2	24.3727-1045.2	581045	L= 1.476
RENAULT - SCÉNIC II (JM0/1_) 06/03→								
 Seilzug, Feststellbremse								
1.4 (JM0B, JM0H, JM1A)	72	06/03→	→	☒; → 03/09; Scheibenbremse	2	24.3727-1069.2	581069	L= 2.080
1.5 dCi (JM02, JM13)	74	11/03→						
1.5 dCi (JM0F)	60	06/03→						
1.5 dCi (JM1E)	78	05/05→						
1.5 dCi (JM1F)	63	05/05→						
1.6 (JM0C, JM0J, JM1B)	83	06/03→						
1.9 D	85	06/06→						
2.0 (JM05, JM0U, JM1N, JM1U, JM2V)	99	06/03→						














	kw					! #		
RENAULT - SCÉNIC II (JM0/1_) 06/03→								
 Seilzug, Feststellbremse								
2.0 16V Turbo (JM0W) 2.0 dCi (JM1K)	120 110	05/04→ 09/05→	➔	☐; → 03/09; Scheibenbremse	2	24.3727-1069.2	581069	L= 2.080
1.9 dCi 1.9 dCi (JM0G, JM12, JM1G, JM2C) 1.9 dCi (JM14) 1.9 dCi (JM15)	92 88 96 81	06/03→ 06/03→ 05/05→ 05/05→	➔	☐; → 03/09; - eFSB; Scheibenbremse	2	24.3727-1069.2	581069	L= 2.080
RENAULT - SUPER 5 (B/C40_) 10/84→12/96								
 Radbremszylinder								
1.4 Cat (B/C/407)	43	10/85→12/96	➔	☐; 06/87→		24.3220-1623.3	020353	BDX Ø 20,64 GG
				☐; 06/87→		24.3220-1624.3	020354	BDX Ø 20,64 GG
				☐; F0005258→		24.3220-1713.3	020410	Ø 20,64 GG
				☐; F0005258→		24.3220-1714.3	020411	Ø 20,64 GG
				☐; → F0005257		24.3222-1107.3	020262	TRW Ø 22,2 GG
				☐; → 05/87		24.3222-1709.3	020111	BDX Ø 22,2 GG
				☐; → 05/87		24.3222-1710.3	020112	BDX Ø 22,2 GG
1.6 D (B/C/404)	40	08/85→12/96	➔	☐; 06/87→		24.3220-1623.3	020353	BDX Ø 20,64 GG
				☐; 06/87→		24.3220-1624.3	020354	BDX Ø 20,64 GG
				☐; F0021951→		24.3220-1713.3	020410	Ø 20,64 GG
				☐; J0009076→		24.3220-1713.3	020410	Ø 20,64 GG
				☐; F0067509→		24.3220-1713.3	020410	Ø 20,64 GG
				☐; F0018027→		24.3220-1713.3	020410	Ø 20,64 GG
				☐; F0067509→		24.3220-1714.3	020411	Ø 20,64 GG
				☐; F0021951→		24.3220-1714.3	020411	Ø 20,64 GG
				☐; J0009076→		24.3220-1714.3	020411	Ø 20,64 GG
				☐; F0018027→		24.3220-1714.3	020411	Ø 20,64 GG
				☐; → F0018026		24.3222-1107.3	020262	TRW Ø 22,2 GG
				☐; 01/86→; → F0067508		24.3222-1107.3	020262	TRW Ø 22,2 GG
				☐; → J0009075		24.3222-1107.3	020262	TRW Ø 22,2 GG
				☐; → F0021950		24.3222-1107.3	020262	TRW Ø 22,2 GG
				☐; 01/86→ 05/87		24.3222-1709.3	020111	BDX Ø 22,2 GG
☐; 01/86→ 05/87		24.3222-1710.3	020112	BDX Ø 22,2 GG				
Zubehörsatz, Bremsbacken								
1.4 Cat (B/C/407) 1.6 D (B/C/404)	43 40	10/85→12/96 08/85→12/96	➔	+ AUT		03.0137-9055.2	669055	BDX
			➔			03.0137-9056.2	669056	TRW
			➔	- AUT		03.0137-9086.2	669086	BDX
 Bremstrommel								
1.4 Cat (B/C/407) 1.6 D (B/C/404)	43 40	10/85→12/96 08/85→12/96	➔			24.0218-0032.1	480118	Ø 180,0 x 53,5 / 181 - RLG
						24.0218-0732.2	480207	Ø 180,0 x 53,5 / 181 + RLG
 Bremsbackensatz								
1.4 Cat (B/C/407)	43	10/85→12/96	➔			03.0137-0201.2	650201	TRW Ø 180 x 41 + HEB
						03.0137-0203.2	650203	BDX Ø 180 x 42
						03.0137-0209.2	650209	BDX Ø 180 x 42
				➔ 06/87→		03.0420-1020.3	681020	BDX Ø 180 x 42 Ø 20,64 + RZ / + Zub Kit
						03.0520-1020.3	691020	BDX Ø 180 x 42 Ø 20,64 + RZ / + Zub TopKit
				➔ → 06/86; - AUT		03.0520-0922.3	690922	BDX Ø 180 x 42 Ø 22,2 + RZ / + Zub TopKit
				➔ 07/86→ 05/87; - AUT		03.0520-1022.3	691022	BDX Ø 180 x 42 Ø 22,2 + RZ / + Zub TopKit
		➔ → F0005257		03.0520-1122.3	691122	TRW Ø 180 x 41 Ø 22,2 + RZ / + Zub TopKit		
		➔ F0005258→		03.0520-6320.3	696320	TRW Ø 180 x 41 Ø 20,64 + RZ / + Zub TopKit		
1.6 D (B/C/404)	40	08/85→12/96	➔			03.0137-0201.2	650201	TRW Ø 180 x 41 + HEB
						03.0137-0203.2	650203	BDX Ø 180 x 42













	kW					! #		
RENAULT - SUPER 5 (B/C40_) 10/84→12/96								
 Bremsbackensatz								
1.6 D (B/C/404)	40	08/85→12/96	➔			03.0137-0209.2	650209	BDX Ø 180 x 42
			➔	06/87→		03.0420-1020.3	681020	BDX Ø 180 x 42 Ø 20,64 + RZ / + Zub Kit
						03.0520-1020.3	691020	BDX Ø 180 x 42 Ø 20,64 + RZ / + Zub TopKit
			➔	01/86→ 06/86; - AUT		03.0520-0922.3	690922	BDX Ø 180 x 42 Ø 22,2 + RZ / + Zub TopKit
			➔	07/86→ 05/87; nicht Span./Marokko; - AUT		03.0520-1022.3	691022	BDX Ø 180 x 42 Ø 22,2 + RZ / + Zub TopKit
			➔	→ J0009075		03.0520-1122.3	691122	TRW Ø 180 x 41 Ø 22,2 + RZ / + Zub TopKit
			➔	→ F0021950		03.0520-1122.3	691122	TRW Ø 180 x 41 Ø 22,2 + RZ / + Zub TopKit
			➔	01/86→; → F0067508		03.0520-1122.3	691122	TRW Ø 180 x 41 Ø 22,2 + RZ / + Zub TopKit
			➔	→ F0018026		03.0520-1122.3	691122	TRW Ø 180 x 41 Ø 22,2 + RZ / + Zub TopKit
			➔	F0067509→		03.0520-6320.3	696320	TRW Ø 180 x 41 Ø 20,64 + RZ / + Zub TopKit
			➔	F0018027→		03.0520-6320.3	696320	TRW Ø 180 x 41 Ø 20,64 + RZ / + Zub TopKit
			➔	J0009076→		03.0520-6320.3	696320	TRW Ø 180 x 41 Ø 20,64 + RZ / + Zub TopKit
➔	F0021951→		03.0520-6320.3	696320	TRW Ø 180 x 41 Ø 20,64 + RZ / + Zub TopKit			
 Seilzug, Feststellbremse								
1.4 Cat (B/C/407)	43	10/85→12/96	➔	⏴; für Fahrzeuge mit Trommelbremse an der Hinterachse; Trommelbremse	2	24.3727-1005.2	581005	L= 1.330
1.6 D (B/C/404)	40	08/85→12/96	➔	⏴; Trommelbremse	2	24.3727-1005.2	581005	L= 1.330
RENAULT - THALIA I (LB_) 02/98→								
 Radbremsszylinder								
1.2 16V	55	04/02→	➔			24.3217-1710.3	020420	TRW Ø 17,78 GG
1.5 dCi	47	06/05→				24.3217-1711.3	020449	BOS Ø 17,46 ALU
1.5 dCi	48	04/02→						
1.5 dCi	50	02/03→						
1.5 dCi	60	06/01→02/09						
1.4	55	08/00→	➔			24.3219-1722.3	020426	BDX Ø 19,05 GG
1.4 16V	72	08/00→	➔	- ABS		24.3217-1710.3	020420	TRW Ø 17,78 GG
			➔	+ ABS		24.3217-1711.3	020449	BOS Ø 17,46 ALU
Zubehörsatz, Bremsbacken								
1.2 16V	55	04/02→	➔	- ABS		03.0137-9088.2	669088	BDX
			➔	+ ABS		03.0137-9274.2	669274	
						03.0137-9278.2	669278	
1.4	55	08/00→	➔			03.0137-9274.2	669274	
			➔	+ ABS		03.0137-9278.2	669278	
1.4 16V	72	08/00→	➔	+ ABS		03.0137-9274.2	669274	
			➔	- ABS		03.0137-9278.2	669278	
1.5 dCi	47	06/05→	➔			03.0137-9274.2	669274	
1.5 dCi	48	04/02→				03.0137-9278.2	669278	
1.5 dCi	50	02/03→						
1.5 dCi	60	06/01→02/09						
 Bremstrommel								
1.2 16V	55	04/02→	➔	- ABS		24.0218-0032.1	480118	Ø 180,0 x 53,5 / 181 - RLG
1.4	55	08/00→				24.0218-0732.2	480207	Ø 180,0 x 53,5 / 181 + RLG
			➔	→ 11/02; + ABS		24.0220-3037.1	480308	Ø 203,0 x 48 / 204,5 - RLG / - ABS Ring
1.4 16V	72	08/00→	➔	→ 11/02		24.0220-3037.1	480308	Ø 203,0 x 48 / 204,5 - RLG / - ABS Ring
1.5 dCi	48	04/02→						
1.5 dCi	60	06/01→02/09						
 Bremsbackensatz								
1.2 16V	55	04/02→	➔	+ ABS		03.0137-0312.2	650312	TRW Ø 203 x 38
















	kw			 	! #		
RENAULT - THALIA I (LB_) 02/98→							
 Bremsbackensatz							
1.2 16V	55	04/02→	➔	+ ABS	03.0137-0532.2 650532	BOS Ø 203 x 39 + HEB	
					03.0520-3517.3 693517	TRW Ø 203 x 39 Ø 17,78 + RZ / + Zub TopKit	
					03.0520-5017.3 695017	Ø 203 x 39 Ø 17,46 + RZ / + Zub TopKit	
			➔	- ABS	03.0137-0358.2 650358	BDX Ø 180 x 42 + HEB	
					03.0520-4719.3 694719	BDX Ø 180 x 42 Ø 19,05 + RZ / + Zub TopKit	
1.4	55	08/00→	➔	+ ABS	03.0137-0312.2 650312	TRW Ø 203 x 38	
					03.0520-3517.3 693517	TRW Ø 203 x 39 Ø 17,78 + RZ / + Zub TopKit	
					03.0520-5017.3 695017	Ø 203 x 39 Ø 17,46 + RZ / + Zub TopKit	
			➔		03.0137-0532.2 650532	BOS Ø 203 x 39 + HEB	
			➔	- ABS	03.0520-4719.3 694719	BDX Ø 180 x 42 Ø 19,05 + RZ / + Zub TopKit	
1.4 16V	72	08/00→	➔	- ABS	03.0137-0312.2 650312	TRW Ø 203 x 38	
					03.0137-0532.2 650532	BOS Ø 203 x 39 + HEB	
					03.0520-3517.3 693517	TRW Ø 203 x 39 Ø 17,78 + RZ / + Zub TopKit	
			➔		03.0520-5017.3 695017	Ø 203 x 39 Ø 17,46 + RZ / + Zub TopKit	
1.5 dCi 1.5 dCi 1.5 dCi 1.5 dCi	47	06/05→	➔		03.0137-0312.2 650312	TRW Ø 203 x 38	
	48	04/02→			03.0137-0532.2 650532	BOS Ø 203 x 39 + HEB	
	50	02/03→			03.0520-3517.3 693517	TRW Ø 203 x 39 Ø 17,78 + RZ / + Zub TopKit	
	60	06/01→02/09			03.0520-5017.3 695017	Ø 203 x 39 Ø 17,46 + RZ / + Zub TopKit	
 Seilzug, Feststellbremse							
1.2 16V	55	04/02→	➔	<input type="checkbox"/> ; Trommelbremse	24.3727-1060.2 581060	L= 1.415	
			➔	<input type="checkbox"/> ; Trommelbremse	24.3727-1061.2 581061	L= 1.335	
1.4	55	08/00→	➔	<input type="checkbox"/> ; - ABS; Trommelbremse	24.3727-1048.2 581048	L= 1.343	
			➔	<input type="checkbox"/> ; - ABS; Trommelbremse	24.3727-1049.2 581049	L= 1.263	
			➔	<input type="checkbox"/> ; + ABS; Trommelbremse	24.3727-1060.2 581060	L= 1.415	
			➔	<input type="checkbox"/> ; + ABS; Trommelbremse	24.3727-1061.2 581061	L= 1.335	
RENAULT - THALIA II (LU1/2_) 09/08→							
 Radbremszylinder							
1.5 dCi	62	09/08→	➔		24.3217-1710.3 020420	TRW Ø 17,78 GG	
1.6 16V	77	09/08→	➔	06/09→ 09/12	24.3217-1711.3 020449	BOS Ø 17,46 ALU	
			➔	→ 05/09	24.3219-1722.3 020426	BDX Ø 19,05 GG	
Zubehörsatz, Bremsbacken							
1.5 dCi	62	09/08→	➔	→ 05/09	03.0137-9088.2 669088	BDX	
1.6 16V	77	09/08→	➔	06/09→ 09/12	03.0137-9274.2 669274		
			➔		03.0137-9278.2 669278		
 Bremsbackensatz							
1.5 dCi	62	09/08→	➔		03.0137-0312.2 650312	TRW Ø 203 x 38	
			➔	→ 05/09	03.0137-0358.2 650358	BDX Ø 180 x 42 + HEB	
1.6 16V	77	09/08→			03.0520-4719.3 694719	BDX Ø 180 x 42 Ø 19,05 + RZ / + Zub TopKit	
			➔	06/09→ 09/12	03.0137-0532.2 650532	BOS Ø 203 x 39 + HEB	
					03.0520-5017.3 695017	Ø 203 x 39 Ø 17,46 + RZ / + Zub TopKit	
			➔	10/12→	03.0520-5017.3 695017	Ø 203 x 39 Ø 17,46 + RZ / + Zub TopKit	
















	kw			 	! #		
RENAULT - TRAFIC II Bus (JL) 03/01→							
 Seilzug, Feststellbremse							
1.9 dCi 100 (JLOC) 1.9 dCi 80 (JLOB) 2.0 (JLOA) 2.0 16V 2.5 dCi 115 2.5 dCi 135 (JLOD)	74 60 88 86 84 99	03/01→ 03/01→ 03/01→ 08/06→ 02/08→ 05/03→	← ← → →	↑ / ▣; → 08/14; für Linkslenker; Kasten/Kombi; kurzer Radstand; Scheibenbremse ↑ / ▣; → 08/14; für Linkslenker; Kasten/Kombi; langer Radstand; Scheibenbremse ▣; → 08/14 ▣; → 08/14	24.3727-0796.2 24.3727-0797.2 24.3727-1068.2 24.3727-1071.2	580796 580797 581068 581071	Satz L= 1.245 L2= 498 Satz L= 1.643 L2= 498 L= 1.503 L= 1.603
2.0 dCi 115 (JLOH) 2.0 dCi 90 (JLOH) 2.5 dCi 145 (JLOJ)	84 66 107	08/06→ 08/06→ 08/06→	← ← → →	↑ / ▣; 10/06→ 08/14; für Linkslenker; Kasten/Kombi; kurzer Radstand; Scheibenbremse ↑ / ▣; 10/06→ 08/14; für Linkslenker; Kasten/Kombi; langer Radstand; Scheibenbremse ▣; 10/06→ 08/14 ▣; 10/06→ 08/14	24.3727-0796.2 24.3727-0797.2 24.3727-1068.2 24.3727-1071.2	580796 580797 581068 581071	Satz L= 1.245 L2= 498 Satz L= 1.643 L2= 498 L= 1.503 L= 1.603
RENAULT - TRAFIC II Kasten (FL) 03/01→							
 Seilzug, Feststellbremse							
1.9 dCi 100 (FLOC) 1.9 dCi 80 (FLOB) 2.0 (FLOA) 2.0 16V 2.5 dCi 135 (FLOD)	74 60 88 86 99	03/01→ 03/01→ 03/01→ 08/06→ 05/03→	← ← → →	↑ / ▣; → 08/14; für Linkslenker; Kasten/Kombi; kurzer Radstand; Scheibenbremse ↑ / ▣; → 08/14; für Linkslenker; Kasten/Kombi; langer Radstand; Scheibenbremse ▣; → 08/14 ▣; → 08/14	24.3727-0796.2 24.3727-0797.2 24.3727-1068.2 24.3727-1071.2	580796 580797 581068 581071	Satz L= 1.245 L2= 498 Satz L= 1.643 L2= 498 L= 1.503 L= 1.603
2.0 dCi 115 (FLO1, FLOU) 2.0 dCi 90 (FLOH) 2.5 dCi 145 (FLOJ)	84 66 107	08/06→ 08/06→ 08/06→	← ← → →	↑ / ▣; 10/06→ 08/14; für Linkslenker; Kasten/Kombi; kurzer Radstand; Scheibenbremse ↑ / ▣; 10/06→ 08/14; für Linkslenker; Kasten/Kombi; langer Radstand; Scheibenbremse ▣; 10/06→ 08/14 ▣; 10/06→ 08/14	24.3727-0796.2 24.3727-0797.2 24.3727-1068.2 24.3727-1071.2	580796 580797 581068 581071	Satz L= 1.245 L2= 498 Satz L= 1.643 L2= 498 L= 1.503 L= 1.603
RENAULT - TRAFIC II Pritsche/Fahrgestell (EL) 03/01→							
 Seilzug, Feststellbremse							
1.9 dCi 100 (ELOC) 1.9 dCi 80 (ELOB) 2.0 (ELOA)	74 60 88	03/01→ 03/01→ 03/01→	← ← → →	↑ / ▣; → 08/14; für Linkslenker; Kasten/Kombi; kurzer Radstand; Scheibenbremse ↑ / ▣; → 08/14; für Linkslenker; Kasten/Kombi; langer Radstand; Scheibenbremse ▣; → 08/14 ▣; → 08/14	24.3727-0796.2 24.3727-0797.2 24.3727-1068.2 24.3727-1071.2	580796 580797 581068 581071	Satz L= 1.245 L2= 498 Satz L= 1.643 L2= 498 L= 1.503 L= 1.603
2.0 dCi 115 (ELOH) 2.0 dCi 90 (ELOH) 2.5 dCi 145 (ELOJ)	84 66 107	08/06→ 08/06→ 08/06→	← ← → →	↑ / ▣; 10/06→ 08/14; für Linkslenker; Kasten/Kombi; kurzer Radstand; Scheibenbremse ↑ / ▣; 10/06→ 08/14; für Linkslenker; Kasten/Kombi; langer Radstand; Scheibenbremse ▣; 10/06→ 08/14 ▣; 10/06→ 08/14	24.3727-0796.2 24.3727-0797.2 24.3727-1068.2 24.3727-1071.2	580796 580797 581068 581071	Satz L= 1.245 L2= 498 Satz L= 1.643 L2= 498 L= 1.503 L= 1.603
2.5 dCi 135 (ELOD)	99	03/01→	← ← → →	↑ / ▣; 05/03→ 08/14; für Linkslenker; Kasten/Kombi; kurzer Radstand; Scheibenbremse ↑ / ▣; 05/03→ 08/14; für Linkslenker; Kasten/Kombi; langer Radstand; Scheibenbremse ▣; 05/03→ 08/14 ▣; 05/03→ 08/14	24.3727-0796.2 24.3727-0797.2 24.3727-1068.2 24.3727-1071.2	580796 580797 581068 581071	Satz L= 1.245 L2= 498 Satz L= 1.643 L2= 498 L= 1.503 L= 1.603
RENAULT - TRAFIC Bus (TXW) 03/89→03/01							
 Radbremszylinder							
1.9 D 2.1 D 2.2 ↓	44 47 74	06/97→03/01 06/94→10/97 06/94→10/97	→		24.3223-1106.3 24.3225-1601.3	020317 020359	BDX Ø 23,81 GG TRW Ø 25,4 GG














	kw					! #		
RENAULT - TRAFIC Bus (TXW) 03/89→03/01								
 Radbremszylinder								
2.5 D	55	05/89→03/01	➔			24.3223-1106.3	020317	BDX Ø 23,81 GG
2.5 D 4x4	55	08/89→03/01	➔			24.3225-1601.3	020359	TRW Ø 25,4 GG
Zubehörsatz, Bremsbacken								
1.9 D	44	06/97→03/01	➔	→ 10/97		03.0137-9211.2	669211	BDX
			➔	11/97→		03.0137-9216.2	669216	TRW
2.1 D	47	06/94→10/97	➔	→ 08/94		03.0137-9013.2	669013	TRW
			➔			03.0137-9211.2	669211	BDX
			➔			03.0137-9216.2	669216	TRW
			➔	09/94→		03.0137-9216.2	669216	TRW
2.2	74	06/94→10/97	➔			03.0137-9211.2	669211	BDX
			➔			03.0137-9216.2	669216	TRW
2.5 D	55	05/89→03/01	➔	→ 06/94		03.0137-9013.2	669013	TRW
2.5 D 4x4	55	08/89→03/01	➔	→ 10/97		03.0137-9211.2	669211	BDX
			➔	11/97→		03.0137-9216.2	669216	TRW
 Bremstrommel								
1.9 D	44	06/97→03/01	➔	11/97→		24.0225-4015.2	480178	Ø 254,0 x 70 / 254,8 - RLG / - ABS Ring / mit Radbefestigungsbolzen
2.5 D	55	05/89→03/01						
2.5 D 4x4	55	08/89→03/01						
 Bremsbackensatz								
1.9 D	44	06/97→03/01	➔	→ 10/97		03.0137-0153.2	650153	BDX Ø 255 x 46
			➔	11/97→		03.0520-0723.3	690723	BDX Ø 255 x 45 Ø 23,81 + RZ / + Zub TopKit
			➔			03.0137-0330.2	650330	TRW Ø 254 x 57 + HEB
			➔			03.0520-0825.3	690825	TRW Ø 254 x 57 Ø 25,4 + RZ / + Zub TopKit
2.1 D	47	06/94→10/97	➔	→ 08/94		03.0137-0036.2	650036	TRW Ø 254 x 57
			➔			03.0137-0153.2	650153	BDX Ø 255 x 46
			➔			03.0137-0330.2	650330	TRW Ø 254 x 57 + HEB
			➔			03.0520-0723.3	690723	BDX Ø 255 x 45 Ø 23,81 + RZ / + Zub TopKit
			➔			03.0520-0825.3	690825	TRW Ø 254 x 57 Ø 25,4 + RZ / + Zub TopKit
			➔	09/94→		03.0137-0330.2	650330	TRW Ø 254 x 57 + HEB
			➔			03.0520-0825.3	690825	TRW Ø 254 x 57 Ø 25,4 + RZ / + Zub TopKit
2.2	74	06/94→10/97	➔			03.0137-0153.2	650153	BDX Ø 255 x 46
			➔			03.0137-0330.2	650330	TRW Ø 254 x 57 + HEB
			➔			03.0520-0723.3	690723	BDX Ø 255 x 45 Ø 23,81 + RZ / + Zub TopKit
			➔			03.0520-0825.3	690825	TRW Ø 254 x 57 Ø 25,4 + RZ / + Zub TopKit
2.5 D	55	05/89→03/01	➔	→ 06/94		03.0137-0036.2	650036	TRW Ø 254 x 57
2.5 D 4x4	55	08/89→03/01	➔	→ 10/97		03.0520-0825.3	690825	TRW Ø 254 x 57 Ø 25,4 + RZ / + Zub TopKit
			➔	→ 10/97		03.0137-0153.2	650153	BDX Ø 255 x 46
			➔			03.0520-0723.3	690723	BDX Ø 255 x 45 Ø 23,81 + RZ / + Zub TopKit
			➔	11/97→		03.0137-0330.2	650330	TRW Ø 254 x 57 + HEB
			➔			03.0520-0825.3	690825	TRW Ø 254 x 57 Ø 25,4 + RZ / + Zub TopKit
 Seilzug, Feststellbremse								
1.9 D	44	06/97→03/01	➔	☐; 11/97→; + ABS; Trommelbremse		24.3727-1051.2	581051	L= 1.295
2.5 D	55	05/89→03/01						
2.5 D 4x4	55	08/89→03/01						
RENAULT - TRAFIC Kasten (TXX) 03/89→10/02								
 Radbremszylinder								
1.9 D	44	06/97→03/01	➔			24.3225-1601.3	020359	TRW Ø 25,4 GG
2.1 D	47	06/94→10/97	➔	für Linkslenker		24.3222-1118.3	020315	BDX Ø 22,2 GG
			➔	für Rechtslenker		24.3223-1106.3	020317	BDX Ø 23,81 GG
↓								
















	kw					! #		
RENAULT - TRAFIC Kasten (TXX) 03/89→10/02								
 Radbremszylinder								
2.1 D	47	06/94→10/97	➔			24.3225-1601.3	020359	TRW Ø 25,4 GG
			➔	09/94→		24.3225-1601.3	020359	TRW Ø 25,4 GG
2.2	74	06/94→10/97	➔	09/94→		24.3225-1601.3	020359	TRW Ø 25,4 GG
2.5 D	55	05/89→03/01						
Zubehörsatz, Bremsbacken								
1.9 D	44	06/97→03/01	➔			03.0137-9216.2	669216	TRW
2.1 D	47	06/94→10/97	➔	→ 08/94		03.0137-9013.2	669013	TRW
			➔			03.0137-9211.2	669211	BDX
			➔	09/94→		03.0137-9216.2	669216	TRW
2.2	74	06/94→10/97	➔	→ 08/94		03.0137-9013.2	669013	TRW
2.5 D	55	05/89→03/01	➔	09/94→		03.0137-9216.2	669216	TRW
 Bremstrommel								
2.1 D	47	06/94→10/97	➔			24.0225-4015.2	480178	Ø 254,0 x 70 / 254,8 - RLG / - ABS Ring / mit Radbe- festigungsbolzen
2.2	74	06/94→10/97						
2.5 D	55	05/89→03/01	➔	11/89→		24.0225-4015.2	480178	Ø 254,0 x 70 / 254,8 - RLG / - ABS Ring / mit Radbe- festigungsbolzen
 Bremsbackensatz								
1.9 D	44	06/97→03/01	➔			03.0137-0330.2	650330	TRW Ø 254 x 57 + HEB
						03.0520-0825.3	690825	TRW Ø 254 x 57 Ø 25,4 + RZ / + Zub TopKit
2.1 D	47	06/94→10/97	➔	→ 08/94		03.0137-0036.2	650036	TRW Ø 254 x 57
						03.0520-0825.3	690825	TRW Ø 254 x 57 Ø 25,4 + RZ / + Zub TopKit
			➔			03.0137-0153.2	650153	BDX Ø 255 x 46
			➔	09/94→		03.0137-0330.2	650330	TRW Ø 254 x 57 + HEB
						03.0520-0825.3	690825	TRW Ø 254 x 57 Ø 25,4 + RZ / + Zub TopKit
			➔	für Rechtslenker		03.0520-0723.3	690723	BDX Ø 255 x 45 Ø 23,81 + RZ / + Zub TopKit
2.2	74	06/94→10/97	➔	→ 08/94		03.0137-0036.2	650036	TRW Ø 254 x 57
2.5 D	55	05/89→03/01				03.0520-0825.3	690825	TRW Ø 254 x 57 Ø 25,4 + RZ / + Zub TopKit
			➔	09/94→		03.0137-0330.2	650330	TRW Ø 254 x 57 + HEB
						03.0520-0825.3	690825	TRW Ø 254 x 57 Ø 25,4 + RZ / + Zub TopKit
 Seilzug, Feststellbremse								
1.9 D	44	06/97→03/01	➔	☐; 11/97→; + ABS; Trommelbremse		24.3727-1051.2	581051	L= 1.295
2.5 D	55	05/89→03/01						
RENAULT - TRAFIC Pritsche/Fahrgestell (PXX) 03/89→03/01								
 Radbremszylinder								
2.0 RWD	59	05/89→10/97	➔			24.3225-1601.3	020359	TRW Ø 25,4 GG
2.1 D RWD	47	06/94→10/97	➔	→ 0005150		24.3223-1106.3	020317	BDX Ø 23,81 GG
			➔			24.3225-1601.3	020359	TRW Ø 25,4 GG
Zubehörsatz, Bremsbacken								
2.0 RWD	59	05/89→10/97	➔	→ 08/94		03.0137-9013.2	669013	TRW
			➔	09/94→		03.0137-9216.2	669216	TRW
2.1 D RWD	47	06/94→10/97	➔	→ 08/94		03.0137-9013.2	669013	TRW
			➔	→ 0005150		03.0137-9211.2	669211	BDX
			➔	09/94→		03.0137-9216.2	669216	TRW
 Bremsbackensatz								
2.0 RWD	59	05/89→10/97	➔	→ 08/94		03.0137-0036.2	650036	TRW Ø 254 x 57
			➔	09/94→		03.0137-0330.2	650330	TRW Ø 254 x 57 + HEB
						03.0520-0825.3	690825	TRW Ø 254 x 57 Ø 25,4 + RZ / + Zub TopKit
↓								

















	kw					! #		
RENAULT - TRAFIC Pritsche/Fahrgestell (PXX) 03/89→03/01								
 Bremsbackensatz								
2.1 D RWD	47	06/94→10/97	➡	→ 08/94		03.0137-0036.2	650036	TRW Ø 254 x 57
			➡	→ 0005150		03.0137-0153.2	650153	BDX Ø 255 x 46
						03.0520-0723.3	690723	BDX Ø 255 x 45 Ø 23,81 + RZ / + Zub TopKit
			➡	09/94→		03.0137-0330.2	650330	TRW Ø 254 x 57 + HEB
						03.0520-0825.3	690825	TRW Ø 254 x 57 Ø 25,4 + RZ / + Zub TopKit
RENAULT - TWINGO I (C06_) 03/93→10/12								
 Radbremszylinder								
1.2 (C063, C064)	40	03/93→10/96	➡	+ ABS		24.3220-1117.3	020314	Ø 20,64 GG
			➡	☐; - ABS		24.3220-1623.3	020353	BDX Ø 20,64 GG
			➡	☐; - ABS		24.3220-1624.3	020354	BDX Ø 20,64 GG
1.2 (C066, C068) 1.2 (C067)	43 40	05/96→06/07 05/96→03/07	➡	07/98→; + ABS		24.3217-1710.3	020420	TRW Ø 17,78 GG
			➡	→ 06/98; + ABS		24.3220-1117.3	020314	Ø 20,64 GG
			➡	☐; - ABS		24.3220-1623.3	020353	BDX Ø 20,64 GG
			➡	☐; - ABS		24.3220-1624.3	020354	BDX Ø 20,64 GG
1.2 16V (C060)	44	08/04→06/07	➡			24.3217-1710.3	020420	TRW Ø 17,78 GG
1.2 16V (C06C, C06D, C06K)	55	01/01→06/07						
1.2 LPG	44	10/03→06/07	➡	08/04→		24.3217-1710.3	020420	TRW Ø 17,78 GG
Zubehörsatz, Bremsbacken								
1.2 (C063, C064)	40	03/93→10/96	➡			03.0137-9086.2	669086	BDX
1.2 (C066, C068) 1.2 (C067)	43 40	05/96→06/07 05/96→03/07	➡	→ 06/98; + ABS		03.0137-9086.2	669086	BDX
			➡	- ABS		03.0137-9086.2	669086	BDX
			➡	07/98→; + ABS		03.0137-9158.2	669158	TRW
1.2 16V (C060)	44	08/04→06/07	➡			03.0137-9158.2	669158	TRW
1.2 16V (C06C, C06D, C06K)	55	01/01→06/07						
1.2 LPG	44	10/03→06/07	➡	08/04→		03.0137-9158.2	669158	TRW
 Bremstrommel								
1.2 (C063, C064)	40	03/93→10/96	➡			24.0218-0032.1	480118	Ø 180,0 x 53,5 / 181 - RLG
1.2 (C066, C068)	43	05/96→06/07				24.0218-0732.2	480207	Ø 180,0 x 53,5 / 181 + RLG
1.2 (C067)	40	05/96→03/07						
1.2 16V (C06C, C06D, C06K)	55	01/01→06/07	➡			24.0220-3037.1	480308	Ø 203,0 x 48 / 204,5 - RLG / - ABS Ring
 Bremsbackensatz								
1.2 (C063, C064)	40	03/93→10/96	➡			03.0137-0209.2	650209	BDX Ø 180 x 42
			➡	- ABS		03.0420-1020.3	681020	BDX Ø 180 x 42 Ø 20,64 + RZ / + Zub Kit
						03.0520-1020.3	691020	BDX Ø 180 x 42 Ø 20,64 + RZ / + Zub TopKit
1.2 (C066, C068) 1.2 (C067)	43 40	05/96→06/07 05/96→03/07	➡	→ 06/98; + ABS		03.0137-0209.2	650209	BDX Ø 180 x 42
			➡	- ABS		03.0137-0209.2	650209	BDX Ø 180 x 42
						03.0420-1020.3	681020	BDX Ø 180 x 42 Ø 20,64 + RZ / + Zub Kit
			➡	07/98→; + ABS		03.0520-1020.3	691020	BDX Ø 180 x 42 Ø 20,64 + RZ / + Zub TopKit
			➡	+ ABS		03.0137-0312.2	650312	TRW Ø 203 x 38
						03.0520-3517.3	693517	TRW Ø 203 x 39 Ø 17,78 + RZ / + Zub TopKit
1.2 16V (C060)	44	08/04→06/07	➡			03.0137-0312.2	650312	TRW Ø 203 x 38
1.2 16V (C06C, C06D, C06K)	55	01/01→06/07				03.0520-3517.3	693517	TRW Ø 203 x 39 Ø 17,78 + RZ / + Zub TopKit
1.2 LPG	44	10/03→06/07	➡	08/04→		03.0137-0312.2	650312	TRW Ø 203 x 38
						03.0520-3517.3	693517	TRW Ø 203 x 39 Ø 17,78 + RZ / + Zub TopKit
 Seilzug, Feststellbremse								
1.2 (C063, C064)	40	03/93→10/96	➡	☑; - ABS; Trommelbremse	2	24.3727-1038.2	581038	L= 1.442
1.2 (C066, C068)	43	05/96→06/07						
1.2 (C067)	40	05/96→03/07	➡	☑; + ABS; Trommelbremse	2	24.3727-1039.2	581039	L= 1.460













	kw					! #		
RENAULT - TWINGO I (C06_) 03/93→10/12								
 Seilzug, Feststellbremse								
1.2 16V (C06C, C06D, C06K)	55	01/01→06/07	➡	☑; - ABS; Trommelbremse	2	24.3727-1038.2	581038	L= 1.442
			➡	☑; + ABS; Trommelbremse	2	24.3727-1039.2	581039	L= 1.460
1.2 16V (C060)	44	08/04→06/07	➡	☑; Trommelbremse	2	24.3727-1039.2	581039	L= 1.460
1.2 LPG	44	10/03→06/07	➡	☑; 08/04→; Trommelbremse	2	24.3727-1039.2	581039	L= 1.460
RENAULT - TWINGO I Kasten (S06_) 03/93→06/12								
 Radbremszylinder								
1.2	55	01/01→06/12	➡			24.3217-1710.3	020420	TRW Ø 17,78 GG
Zubehörsatz, Bremsbacken								
1.2	55	01/01→06/12	➡			03.0137-9158.2	669158	TRW
 Bremstrommel								
1.2	55	01/01→06/12	➡			24.0220-3037.1	480308	Ø 203,0 x 48 / 204,5 - RLG / - ABS Ring
 Bremsbackensatz								
1.2	55	01/01→06/12	➡			03.0137-0312.2	650312	TRW Ø 203 x 38
						03.0520-3517.3	693517	TRW Ø 203 x 39 Ø 17,78 + RZ / + Zub TopKit
 Seilzug, Feststellbremse								
1.2	55	01/01→06/12	➡	☑; - ABS; Trommelbremse	2	24.3727-1038.2	581038	L= 1.442
			➡	☑; + ABS; Trommelbremse	2	24.3727-1039.2	581039	L= 1.460
RENAULT - TWINGO II (CN0_) 03/07→								
 Radbremszylinder								
1.2 (CN0D)	43	03/07→	➡	→ 09/12		24.3217-1727.3	020524	Ø 17,46 ALU
1.2 16V	55	03/08→						
1.2 16V (CN04, CN0A, CN0B)	55	03/07→	➡	10/12→ 07/14		24.3217-1730.3	020542	Ø 17,46 ALU
1.2 16V (CN0K, CN0V)	56	03/07→						
1.2 TCe 100 (CN0P)	75	02/11→						
1.2 Turbo (CN0C, CN0F)	74	03/07→						
1.5 dCi (CN0E)	47	03/07→						
1.5 dCi (CN0U)	62	04/08→						
1.5 dCi 75	55	10/10→						
1.5 dCi 90	63	10/10→						
Zubehörsatz, Bremsbacken								
1.2 (CN0D)	43	03/07→	➡	→ 09/12		03.0137-9278.2	669278	
1.2 16V	55	03/08→						
1.2 16V (CN04, CN0A, CN0B)	55	03/07→	➡	10/12→ 07/14		03.0137-9317.2	669317	
1.2 16V (CN0K, CN0V)	56	03/07→						
1.2 TCe 100 (CN0P)	75	02/11→						
1.2 Turbo (CN0C, CN0F)	74	03/07→						
1.5 dCi (CN0E)	47	03/07→						
1.5 dCi (CN0U)	62	04/08→						
1.5 dCi 75	55	10/10→						
1.5 dCi 90	63	10/10→						
 Bremstrommel								
1.2 (CN0D)	43	03/07→	➡	→ 07/14		24.0220-3037.1	480308	Ø 203,0 x 48 / 204,5 - RLG / - ABS Ring
1.2 16V	55	03/08→						
1.2 16V (CN04, CN0A, CN0B)	55	03/07→				24.0220-3737.2	480218	Ø 203,0 x 48 / 204,5 + RLG / - ABS Ring
1.2 16V (CN0K, CN0V)	56	03/07→						
1.2 TCe 100 (CN0P)	75	02/11→						
1.2 Turbo (CN0C, CN0F)	74	03/07→						
1.5 dCi (CN0E)	47	03/07→						
1.5 dCi (CN0U)	62	04/08→						
1.5 dCi 75	55	10/10→						
1.5 dCi 90	63	10/10→						
 Bremsbackensatz								
1.2 (CN0D)	43	03/07→	➡	→ 09/12		03.0137-0498.2	650498	TRW Ø 203 x 38 + HEB
1.2 16V	55	03/08→						
1.2 16V (CN04, CN0A, CN0B)	55	03/07→				03.0520-4717.3	694717	Ø 203 x 38 Ø 17,46 + RZ / + Zub TopKit
1.2 16V (CN0K, CN0V)	56	03/07→	➡	10/12→ 07/14		03.0137-0522.2	650522	Ø 203 x 38 + HEB
1.2 TCe 100 (CN0P)	75	02/11→						











	kW					! #		
RENAULT - TWINGO II (CN0_) 03/07→								
 Bremsbackensatz								
1.2 Turbo (CN0C, CN0F)	74	03/07→	➔	10/12→ 07/14			03.0520-5317.3 690113	ATE Ø 203 x 38 Ø 17,46 + RZ / + Zub TopKit
1.5 dCi (CN0E)	47	03/07→						
1.5 dCi (CN0U)	62	04/08→						
1.5 dCi 75	55	10/10→						
1.5 dCi 90	63	10/10→						
 Seilzug, Feststellbremse								
1.2 (CN0D)	43	03/07→	➔	☐; → 07/14; Trommelbremse			24.3727-1076.2 581076	L= 1.322
1.2 16V	55	03/08→						
1.2 16V (CN04, CN0A, CN0B)	55	03/07→	➔	☐; → 07/14; Trommelbremse			24.3727-1077.2 581077	L= 1.273
1.2 16V (CN0K, CN0V)	56	03/07→						
1.2 TCe 100 (CN0P)	75	02/11→						
1.2 Turbo (CN0C, CN0F)	74	03/07→						
1.5 dCi (CN0E)	47	03/07→						
1.5 dCi (CN0U)	62	04/08→						
1.5 dCi 75	55	10/10→						
1.5 dCi 90	63	10/10→						
RENAULT - TWINGO III (BCM_) 09/14→								
Zubehörsatz, Bremsbacken								
0.9 TCe 110	80	11/16→	➔				03.0137-9309.2 669309	AP
0.9 TCe 90	66	09/14→						
1.0 S Ce 70	52	09/14→						
1.0 S Ce 70 (BCMB)	51	09/15→						
 Bremsbackensatz								
0.9 TCe 110	80	11/16→	➔				03.0137-0531.2 650531	Ø 228 x 42 + HEB
0.9 TCe 90	66	09/14→						
1.0 S Ce 70	52	09/14→						
1.0 S Ce 70 (BCMB)	51	09/15→						
 Seilzug, Feststellbremse								
0.9 TCe 110	80	11/16→	➔	☑	2		24.3727-2803.2 582803	L= 1.855
0.9 TCe 90	66	09/14→						
1.0 S Ce 70	52	09/14→						
1.0 S Ce 70 (BCMB)	51	09/15→						
RENAULT - ZOE (BFM_) 06/12→								
 Radbremszylinder								
ZOE	65	06/12→	➔				24.3222-1729.3 020526	Ø 22,2 ALU
ZOE	68	09/16→						
ZOE	80	08/18→	➔		2		24.3222-1729.3 020526	Ø 22,2 ALU
Zubehörsatz, Bremsbacken								
ZOE	65	06/12→	➔				03.0137-9228.2 669228	BDX
ZOE	68	09/16→						
ZOE	80	08/18→						
 Bremsbackensatz								
ZOE	65	06/12→	➔				03.0137-0496.2 650496	BDX Ø 228 x 42 + HEB
ZOE	68	09/16→						
ZOE	80	08/18→						
ROVER - 25 Schrägheck (RF) 09/99→06/06								
 Radbremszylinder								
1.1 16V	55	01/04→05/05	➔				24.3219-1743.3 020485	Ø 19,05 ALU
1.4 16V	62	10/99→05/05						
1.4 16V	76	10/99→05/05						
1.6 16V	80	10/99→05/05						
1.8 16V	85	10/99→05/05						
1.8 16V	107	02/00→05/05						
2.0 iDT	74	10/99→05/05						
2.0 iDT	83	01/02→12/04						
 Bremsbackensatz								
1.1 16V	55	01/04→05/05	➔				03.0137-0339.2 650339	Ø 203 x 38
1.4 16V	62	10/99→05/05						
1.4 16V	76	10/99→05/05						
1.6 16V	80	10/99→05/05						
1.8 16V	85	10/99→05/05						
1.8 16V	107	02/00→05/05						
2.0 iDT	74	10/99→05/05						
2.0 iDT	83	01/02→12/04						















	kW			 	! #		
ROVER - 45 Schrägheck (RT) 02/00→05/05							
 Radbremszylinder							
1.4	76	02/00→05/05	➔	74465→		24.3219-1743.3 020485	Ø 19,05 ALU
1.6	80	02/00→05/05					
1.8	86	02/00→05/05					
2.0 iDT	74	02/00→05/05					
2.0 iDT	83	01/04→05/05					
2.0 V6	110	02/00→05/05					
 Bremsbackensatz							
1.4	76	02/00→05/05	➔			03.0137-0339.2 650339	Ø 203 x 38
1.6	80	02/00→05/05					
1.8	86	02/00→05/05					
2.0 iDT	74	02/00→05/05					
2.0 iDT	83	01/04→05/05					
2.0 V6	110	02/00→05/05					
ROVER - 45 Stufenheck (RT) 02/00→05/05							
 Radbremszylinder							
1.4	76	02/00→05/05	➔	74465→		24.3219-1743.3 020485	Ø 19,05 ALU
1.6	80	02/00→05/05					
1.8	86	02/00→05/05					
2.0 iDT	74	02/00→05/05					
2.0 iDT	83	01/04→05/05					
2.0 V6	110	02/00→05/05					
 Bremsbackensatz							
1.4	76	02/00→05/05	➔			03.0137-0339.2 650339	Ø 203 x 38
1.6	80	02/00→05/05					
1.8	86	02/00→05/05					
2.0 iDT	74	02/00→05/05					
2.0 iDT	83	01/04→05/05					
2.0 V6	110	02/00→05/05					
ROVER - 75 (RJ) 02/99→10/05							
 Bremsbackensatz, Feststellbremse							
1.8	88	02/99→05/05	➔			03.0137-0408.2 650408	Ø 160 x 20
1.8 Turbo	110	05/03→05/05					
2.0 CDT	85	02/99→05/05					
2.0 CDTi	96	02/03→05/05					
2.0 V6	110	02/99→05/05					
2.5 V6	129	02/99→10/01					
2.5 V6	130	10/01→05/05					
Zubehörsatz, Feststellbremsbacken							
1.8	88	02/99→05/05				03.0137-9701.2 669701	
1.8 Turbo	110	05/03→05/05				03.0137-9702.2 669702	
2.0 CDT	85	02/99→05/05					
2.0 CDTi	96	02/03→05/05					
2.0 V6	110	02/99→05/05					
2.5 V6	129	02/99→10/01					
2.5 V6	130	10/01→05/05					
ROVER - 75 Tourer (RJ) 08/01→06/06							
 Bremsbackensatz, Feststellbremse							
1.8	88	08/01→05/05	➔			03.0137-0408.2 650408	Ø 160 x 20
1.8 Turbo	110	05/03→05/05					
2.0 CDT	85	08/01→05/05					
2.0 CDTi	96	02/03→05/05					
2.0 V6	110	08/01→05/05					
2.5 V6	130	08/01→05/05					
Zubehörsatz, Feststellbremsbacken							
1.8	88	08/01→05/05				03.0137-9701.2 669701	
1.8 Turbo	110	05/03→05/05				03.0137-9702.2 669702	
2.0 CDT	85	08/01→05/05					
2.0 CDTi	96	02/03→05/05					
2.0 V6	110	08/01→05/05					
2.5 V6	130	08/01→05/05					
ROVER - 100 / METRO Schrägheck (XP) 11/89→12/98							
Zubehörsatz, Bremsbacken							
111 C/L/S	44	03/90→12/98	➔	05/90→		03.0137-9200.2 669200	AP
114 GTI/GT 16V Cat	66	03/90→12/98					
114 S/L/GTA	55	03/90→12/98					
114 GTI 16V	76	08/91→12/98	➔			03.0137-9200.2 669200	AP
↓							











	kw					! #		
ROVER - 100 / METRO Schrägheck (XP) 11/89→12/98								
 Bremsbackensatz								
111 C/L/S 114 GTI/GT 16V Cat 114 S/L/GTA	44 66 55	03/90→12/98 03/90→12/98 03/90→12/98	➔	05/90→			03.0137-0080.2 650080 03.0420-2417.3 682417	AP Ø 178 x 32 AP Ø 178 x 32 Ø 17,46 + RZ / + Zub Kit
114 GTI 16V	76	08/91→12/98	➔				03.0137-0080.2 650080 03.0420-2417.3 682417	AP Ø 178 x 32 AP Ø 178 x 32 Ø 17,46 + RZ / + Zub Kit
ROVER - 100 Cabriolet (XP) 04/94→12/98								
Zubehörsatz, Bremsbacken								
111 114 114	44 55 75	04/94→10/97 04/94→10/97 03/97→10/98	➔				03.0137-9200.2 669200	AP
 Bremsbackensatz								
111 114 114	44 55 75	04/94→10/97 04/94→10/97 03/97→10/98	➔				03.0137-0080.2 650080 03.0420-2417.3 682417	AP Ø 178 x 32 AP Ø 178 x 32 Ø 17,46 + RZ / + Zub Kit
ROVER - 200 Cabriolet (XW) 04/90→11/99								
Zubehörsatz, Bremsbacken								
214 1.4 216 1.6i	66 90	01/92→11/99 01/92→11/99	➔	→ 10/95; - ABS			03.0137-9221.2 669221	
 Bremsbackensatz								
214 1.4 216 1.6i	66 90	01/92→11/99 01/92→11/99	➔	→ 10/95; - ABS			03.0137-0339.2 650339 03.0420-3719.3 683719	Ø 203 x 38 TRW Ø 203 x 38 Ø 19,05 + RZ / + Zub Kit
ROVER - 200 Coupe (XW) 10/92→06/99								
 Radbremszylinder								
216	82	01/96→12/97	➔	- ABS			24.3219-1743.3 020485	Ø 19,05 ALU
 Bremsbackensatz								
216	82	01/96→12/97	➔	- ABS			03.0137-0339.2 650339 03.0420-4519.3 684519	Ø 203 x 38 Ø 203 x 38 Ø 19,05 + RZ / + Zub Kit
ROVER - 200 Schrägheck (RF) 11/95→11/00								
 Radbremszylinder								
211 214 Si 218 Si	44 76 88	01/98→03/00 11/95→03/00 08/99→03/00	➔	- ABS			24.3219-1743.3 020485	Ø 19,05 ALU
214 i 216 Si 220 D/SD 220 SDi	55 82 63 77	11/95→03/00 11/95→06/99 11/95→03/00 11/95→03/00	➔	01/96→; - ABS			24.3219-1743.3 020485	Ø 19,05 ALU
218 K Vi	107	11/95→03/00	➔	01/97→; - ABS			24.3219-1743.3 020485	Ø 19,05 ALU
 Bremsbackensatz								
211 214 Si 218 Si	44 76 88	01/98→03/00 11/95→03/00 08/99→03/00	➔	- ABS			03.0137-0339.2 650339 03.0420-4519.3 684519	Ø 203 x 38 Ø 203 x 38 Ø 19,05 + RZ / + Zub Kit
214 i 216 Si 220 D/SD 220 SDi	55 82 63 77	11/95→03/00 11/95→06/99 11/95→03/00 11/95→03/00	➔	01/96→; - ABS			03.0137-0339.2 650339 03.0420-4519.3 684519	Ø 203 x 38 Ø 203 x 38 Ø 19,05 + RZ / + Zub Kit
218 K Vi	107	11/95→03/00	➔	01/97→; - ABS			03.0137-0339.2 650339 03.0420-4519.3 684519	Ø 203 x 38 Ø 203 x 38 Ø 19,05 + RZ / + Zub Kit
ROVER - 400 (RT) 03/95→03/00								
 Radbremszylinder								
414 414 Si 420 D 420 Di 420 Si Lux	55 76 63 77 100	03/96→12/99 05/95→03/00 11/95→03/00 05/95→03/00 12/95→03/00	➔	- ABS			24.3219-1743.3 020485	Ø 19,05 ALU
416 Si 416 Si 416 Si	82 83 85	05/95→03/00 03/95→06/99 05/95→03/00	➔	06/95→; - ABS			24.3219-1743.3 020485	Ø 19,05 ALU












	kw			 	! #		
ROVER - 400 (RT) 03/95→03/00							
 Bremsbackensatz							
414 414 Si	55 76	03/96→12/99 05/95→03/00	➔			03.0137-0339.2 650339	Ø 203 x 38
			➔	- ABS		03.0420-4519.3 684519	Ø 203 x 38 Ø 19,05 + RZ / + Zub Kit
416 Si 416 Si 416 Si	82 83 85	05/95→03/00 03/95→06/99 05/95→03/00	➔	06/95→		03.0137-0339.2 650339	Ø 203 x 38
420 D 420 Di 420 Si Lux	63 77 100	11/95→03/00 05/95→03/00 12/95→03/00	➔			03.0137-0339.2 650339	Ø 203 x 38
ROVER - 400 Schrägheck (RT) 05/95→03/00							
 Radbremszylinder							
414 414 Si 416 Si 416 Si 420 D 420 Di 420 Si Lux	55 76 83 85 63 77 100	03/96→12/97 05/95→03/00 06/95→03/00 06/95→03/00 11/95→03/00 05/95→03/00 12/95→03/00	➔	- ABS		24.3219-1743.3 020485	Ø 19,05 ALU
416 Si	82	05/95→03/00	➔	06/95→; - ABS		24.3219-1743.3 020485	Ø 19,05 ALU
 Bremsbackensatz							
414 414 Si	55 76	03/96→12/97 05/95→03/00	➔			03.0137-0339.2 650339	Ø 203 x 38
			➔	- ABS		03.0420-4519.3 684519	Ø 203 x 38 Ø 19,05 + RZ / + Zub Kit
416 Si	82	05/95→03/00	➔	06/95→		03.0137-0339.2 650339	Ø 203 x 38
416 Si 416 Si 420 D 420 Di 420 Si Lux	83 85 63 77 100	06/95→03/00 06/95→03/00 11/95→03/00 05/95→03/00 12/95→03/00	➔			03.0137-0339.2 650339	Ø 203 x 38
ROVER - 400 Tourer (XW) 09/93→11/98							
Zubehörsatz, Bremsbacken							
1.6 i 1.6 i	82 90	05/94→11/98 05/94→11/98	➔	→ 04/95; - ABS		03.0137-9221.2 669221	
 Bremsbackensatz							
1.6 i 1.6 i	82 90	05/94→11/98 05/94→11/98	➔	→ 04/95; - ABS		03.0137-0339.2 650339	Ø 203 x 38
ROVER - COUPE 03/96→11/99							
 Radbremszylinder							
1.8 16 V	107	03/96→11/99	➔	01/97→; - ABS		24.3219-1743.3 020485	Ø 19,05 ALU
 Bremsbackensatz							
1.8 16 V	107	03/96→11/99	➔	01/97→; - ABS		03.0137-0339.2 650339	Ø 203 x 38
						03.0420-4519.3 684519	Ø 203 x 38 Ø 19,05 + RZ / + Zub Kit
ROVER - MINI Schrägheck 08/90→05/01							
 Radbremszylinder							
1300 1300	37 46	10/92→11/00 01/92→11/00	➔	→ 04/95		24.3219-1401.3 020351	AP Ø 19,05 ALU
Zubehörsatz, Bremsbacken							
1300 1300	37 46	10/92→11/00 01/92→11/00	➔	→ 04/95		03.0137-9205.2 669205	AP
 Bremsbackensatz							
1300 1300	37 46	10/92→11/00 01/92→11/00	➔	→ 04/95		03.0137-0080.2 650080	AP Ø 178 x 32
SAAB - 9-3 (YS3D) 02/98→08/03							
 Bremsbackensatz, Feststellbremse							
2.0 i 2.0 SE Turbo 2.0 Turbo 2.0 Turbo 2.0 Turbo 2.0 Turbo ↓	96 147 110 113 136 151	02/98→09/02 02/98→09/02 03/99→09/02 10/98→09/02 02/98→09/02 10/99→09/02	➔			03.0137-0172.2 650172	Ø 160 x 25












	kW			 	! #		
SAAB - 9-3 (YS3D) 02/98→08/03							
 Bremsbackensatz, Feststellbremse							
2.2 TiD	85	02/98→11/00	➔			03.0137-0172.2 650172	Ø 160 x 25
2.2 TiD	92	11/00→09/02					
2.3 i	110	02/98→09/02					
2.3 Turbo	165	10/98→09/02					
Zubehörsatz, Feststellbremsbacken							
2.0 i	96	02/98→09/02	➔			03.0137-9243.2 669243	
2.0 SE Turbo	147	02/98→09/02					
2.0 Turbo	110	03/99→09/02					
2.0 Turbo	113	10/98→09/02					
2.0 Turbo	136	02/98→09/02					
2.0 Turbo	151	10/99→09/02					
2.2 TiD	85	02/98→11/00					
2.2 TiD	92	11/00→09/02					
2.3 i	110	02/98→09/02					
2.3 Turbo	165	10/98→09/02					
 Seilzug, Feststellbremse							
2.0 i	96	02/98→09/02	➔	☑; Scheibenbremse	1	24.3727-1106.2 581106	L= 2.180 L2= 1.425
2.0 SE Turbo	147	02/98→09/02					
2.0 Turbo	110	03/99→09/02					
2.0 Turbo	113	10/98→09/02					
2.0 Turbo	136	02/98→09/02					
2.0 Turbo	151	10/99→09/02					
2.2 TiD	85	02/98→11/00					
2.2 TiD	92	11/00→09/02					
2.3 i	110	02/98→09/02					
2.3 Turbo	165	10/98→09/02					
SAAB - 9-3 Cabriolet (YS3D) 02/98→08/03							
 Bremsbackensatz, Feststellbremse							
2.0 i	96	02/98→08/03	➔	→ 07/03		03.0137-0172.2 650172	Ø 160 x 25
2.0 SE Turbo	147	02/98→08/03					
2.0 Turbo	110	01/01→08/03					
2.0 Turbo	113	10/98→08/03					
2.0 Turbo	136	02/98→08/03					
2.0 Turbo	151	10/99→08/03					
2.3 i	110	02/98→08/03					
2.3 Turbo	165	10/99→08/03					
Zubehörsatz, Feststellbremsbacken							
2.0 i	96	02/98→08/03	➔	→ 07/03		03.0137-9243.2 669243	
2.0 SE Turbo	147	02/98→08/03					
2.0 Turbo	110	01/01→08/03					
2.0 Turbo	113	10/98→08/03					
2.0 Turbo	136	02/98→08/03					
2.0 Turbo	151	10/99→08/03					
2.3 i	110	02/98→08/03					
2.3 Turbo	165	10/99→08/03					
 Seilzug, Feststellbremse							
2.0 i	96	02/98→08/03	➔	☑; → 07/03; Scheibenbremse	1	24.3727-1106.2 581106	L= 2.180 L2= 1.425
2.0 SE Turbo	147	02/98→08/03					
2.0 Turbo	110	01/01→08/03					
2.0 Turbo	113	10/98→08/03					
2.0 Turbo	136	02/98→08/03					
2.0 Turbo	151	10/99→08/03					
2.3 i	110	02/98→08/03					
2.3 Turbo	165	10/99→08/03					
SAAB - 9-5 (YS3E) 09/97→12/09							
 Bremsbackensatz, Feststellbremse							
1.9 TiD	110	01/06→12/09	➔			03.0137-0172.2 650172	Ø 160 x 25
2.0 t	110	09/97→12/09					
2.0 t	136	07/00→12/09					
2.0 Turbo SE	141	10/98→07/00					
2.2 TiD	88	03/02→12/09					
2.3 t	125	09/97→12/09					
2.3 t	136	01/01→12/09					
2.3 Turbo	162	07/03→12/09					
2.3 Turbo	169	10/99→09/01					
2.3 Turbo	184	09/01→12/09					
2.3 Turbo	191	11/05→12/09					
3.0 TiD	130	07/01→12/09					
3.0 V6t	147	01/98→12/09					
2.3 Turbo	224	06/03→08/05	➔	→ 03/04		03.0137-0172.2 650172	Ø 160 x 25
↓							










	kw			 	! #			
SAAB - 9-5 (YS3E) 09/97→12/09								
Zubehörsatz, Feststellbremsbacken								
1.9 TiD	110	01/06→12/09	➔			03.0137-9243.2	669243	
2.0 t	110	09/97→12/09						
2.0 t	136	07/00→12/09						
2.0 Turbo SE	141	10/98→07/00						
2.2 TiD	88	03/02→12/09						
2.3 t	125	09/97→12/09						
2.3 t	136	01/01→12/09						
2.3 Turbo	162	07/03→12/09						
2.3 Turbo	169	10/99→09/01						
2.3 Turbo	184	09/01→12/09						
2.3 Turbo	191	11/05→12/09						
3.0 TiD	130	07/01→12/09						
3.0 V6t	147	01/98→12/09						
2.3 Turbo	224	06/03→08/05	➔	→ 03/04		03.0137-9243.2	669243	
 Seilzug, Feststellbremse								
1.9 TiD	110	01/06→12/09	➔	⬇; Scheibenbremse	2	24.3727-1108.2	581108	L= 1.410 L2= 1.410
2.2 TiD	88	03/02→12/09						
2.3 t	136	01/01→12/09						
2.3 Turbo	162	07/03→12/09						
2.3 Turbo	169	10/99→09/01						
2.3 Turbo	184	09/01→12/09						
2.3 Turbo	191	11/05→12/09						
3.0 TiD	130	07/01→12/09						
2.0 t	110	09/97→12/09	➔	⬇; W3075143→; Scheibenbremse	2	24.3727-1108.2	581108	L= 1.410 L2= 1.410
2.0 t	136	07/00→12/09						
2.0 Turbo SE	141	10/98→07/00	➔	⬇; X3001207→; Scheibenbremse	2	24.3727-1108.2	581108	L= 1.410 L2= 1.410
2.3 t	125	09/97→12/09						
3.0 V6t	147	01/98→12/09						
2.3 Turbo	224	06/03→08/05	➔	⬇; → 03/04; Scheibenbremse	2	24.3727-1108.2	581108	L= 1.410 L2= 1.410
SAAB - 9-5 Kombi (YS3E) 10/98→12/09								
 Bremsbackensatz, Feststellbremse								
1.9 TiD	110	01/06→12/09	➔			03.0137-0172.2	650172	Ø 160 x 25
2.0 t	110	10/98→12/09						
2.0 t	136	07/00→07/01						
2.0 t	141	10/98→07/00						
2.2 TiD	88	03/02→12/09						
2.3 t	125	10/98→12/09						
2.3 Turbo	162	07/03→12/09						
2.3 Turbo	169	10/99→09/01						
2.3 Turbo	184	09/01→12/09						
2.3 Turbo	191	01/06→12/09						
3.0 TiD	130	07/01→12/09						
3.0 V6t	147	10/98→12/09						
2.3 t	136	01/01→12/09	➔	01/02→		03.0137-0172.2	650172	Ø 160 x 25
2.3 t BioPower	154	11/06→12/09	➔	01/07→		03.0137-0172.2	650172	Ø 160 x 25
Zubehörsatz, Feststellbremsbacken								
1.9 TiD	110	01/06→12/09	➔			03.0137-9243.2	669243	
2.0 t	110	10/98→12/09						
2.0 t	136	07/00→07/01						
2.0 t	141	10/98→07/00						
2.2 TiD	88	03/02→12/09						
2.3 t	125	10/98→12/09						
2.3 Turbo	162	07/03→12/09						
2.3 Turbo	169	10/99→09/01						
2.3 Turbo	184	09/01→12/09						
2.3 Turbo	191	01/06→12/09						
3.0 TiD	130	07/01→12/09						
3.0 V6t	147	10/98→12/09						
2.3 t	136	01/01→12/09	➔	01/02→		03.0137-9243.2	669243	
2.3 t BioPower	154	11/06→12/09	➔	01/07→		03.0137-9243.2	669243	
 Seilzug, Feststellbremse								
1.9 TiD	110	01/06→12/09	➔	⬇; Scheibenbremse	2	24.3727-1108.2	581108	L= 1.410 L2= 1.410
2.2 TiD	88	03/02→12/09						
2.3 t	136	01/01→12/09						
2.3 Turbo	162	07/03→12/09						
2.3 Turbo	169	10/99→09/01						
2.3 Turbo	184	09/01→12/09						
2.3 Turbo	191	01/06→12/09						
3.0 TiD	130	07/01→12/09						
2.0 t	110	10/98→12/09	➔	⬇; W3075143→; Scheibenbremse	2	24.3727-1108.2	581108	L= 1.410 L2= 1.410
2.0 t	136	07/00→07/01						
2.0 t	141	10/98→07/00	➔	⬇; X3001207→; Scheibenbremse	2	24.3727-1108.2	581108	L= 1.410 L2= 1.410
2.3 t	125	10/98→12/09						
↓								








	kw				! #		
SAAB - 9-5 Kombi (YS3E) 10/98→12/09							
 Seilzug, Feststellbremse							
2.3 t BioPower	154	11/06→12/09	➡	☒; W3075143→; Scheibenbremse	2	24.3727-1108.2 581108	L= 1.410 L2= 1.410
			➡	☒; X3001207→; Scheibenbremse	2	24.3727-1108.2 581108	L= 1.410 L2= 1.410
3.0 V6t	147	10/98→12/09	➡	☒; W3075143→; Scheibenbremse	2	24.3727-1108.2 581108	L= 1.410 L2= 1.410
			➡	☒; X3001206→; Scheibenbremse	2	24.3727-1108.2 581108	L= 1.410 L2= 1.410
SAAB - 900 II 07/93→04/99							
 Bremsbackensatz, Feststellbremse							
2.0 -16 Turbo	136	07/93→02/98	➡	09/93→		03.0137-0172.2 650172	Ø 160 x 25
2.3 -16	110	07/93→02/98					
2.5 -24 V6	125	07/93→02/98					
2.0 i	96	08/94→02/98	➡			03.0137-0172.2 650172	Ø 160 x 25
Zubehörsatz, Feststellbremsbacken							
2.0 -16 Turbo	136	07/93→02/98	➡	09/93→		03.0137-9243.2 669243	
2.3 -16	110	07/93→02/98					
2.5 -24 V6	125	07/93→02/98					
2.0 i	96	08/94→02/98	➡			03.0137-9243.2 669243	
 Seilzug, Feststellbremse							
2.0 -16 Turbo	136	07/93→02/98	➡	☒; V7002550→; Scheibenbremse	2	24.3727-1106.2 581106	L= 2.180 L2= 1.425
2.0 i	96	08/94→02/98	➡	☒; V2011537→; Scheibenbremse	2	24.3727-1106.2 581106	L= 2.180 L2= 1.425
2.3 -16	110	07/93→02/98					
2.5 -24 V6	125	07/93→02/98					
SAAB - 900 II Cabriolet 09/93→04/99							
 Bremsbackensatz, Feststellbremse							
2.0 -16 Turbo	136	12/93→02/98	➡			03.0137-0172.2 650172	Ø 160 x 25
2.0 i	96	12/93→02/98					
2.3 -16	110	12/93→02/98					
2.5 -24 V6	125	12/93→02/98					
Zubehörsatz, Feststellbremsbacken							
2.0 -16 Turbo	136	12/93→02/98	➡			03.0137-9243.2 669243	
2.0 i	96	12/93→02/98					
2.3 -16	110	12/93→02/98					
2.5 -24 V6	125	12/93→02/98					
 Seilzug, Feststellbremse							
2.0 -16 Turbo	136	12/93→02/98	➡	☒; V7002550→; Scheibenbremse	2	24.3727-1106.2 581106	L= 2.180 L2= 1.425
2.0 i	96	12/93→02/98	➡	☒; V2011537→; Scheibenbremse	2	24.3727-1106.2 581106	L= 2.180 L2= 1.425
2.3 -16	110	12/93→02/98					
2.5 -24 V6	125	12/93→02/98					
SAAB - 900 II Coupe 12/93→04/99							
 Bremsbackensatz, Feststellbremse							
2.0 -16 Turbo	136	12/93→02/98	➡			03.0137-0172.2 650172	Ø 160 x 25
2.0 i	96	08/94→02/98					
2.3 -16	110	12/93→02/98					
2.5 -24 V6	125	12/93→02/98					
Zubehörsatz, Feststellbremsbacken							
2.0 -16 Turbo	136	12/93→02/98	➡			03.0137-9243.2 669243	
2.0 i	96	08/94→02/98					
2.3 -16	110	12/93→02/98					
2.5 -24 V6	125	12/93→02/98					
 Seilzug, Feststellbremse							
2.0 -16 Turbo	136	12/93→02/98	➡	☒; V7002550→; Scheibenbremse	2	24.3727-1106.2 581106	L= 2.180 L2= 1.425
2.0 i	96	08/94→02/98	➡	☒; V2011537→; Scheibenbremse	2	24.3727-1106.2 581106	L= 2.180 L2= 1.425
2.3 -16	110	12/93→02/98					
2.5 -24 V6	125	12/93→02/98					
SAAB - 9000 04/85→12/98							
 Seilzug, Feststellbremse							
2.0 -16 CD	96	09/93→12/98	➡	☐; → 08/96; Scheibenbremse		24.3727-1105.2 581105	L= 2.025
2.0 -16 CD	110	09/93→12/98					
2.3 -16 CDE	108	09/93→12/98	➡	☐; 09/96→ 05/98; Scheibenbremse		24.3727-1105.2 581105	L= 2.025
2.3 -16 CDE Eco-Power	125	09/93→12/98	➡	☐; 09/96→ 05/98; Scheibenbremse		24.3727-1107.2 581107	L= 1.892
			➡	☐; → 08/96; Scheibenbremse		24.3727-1107.2 581107	L= 1.892
2.0 -16 Turbo CD	108	09/92→12/98	➡	☐; → 08/93; Scheibenbremse		24.3727-1105.2 581105	L= 2.025
2.0 -16 Turbo CD	136	09/89→12/98					








	kw			 	! #			
SAAB - 9000 04/85→12/98								
 Seilzug, Feststellbremse								
2.0 -16 Turbo CD	108	09/92→12/98	➡	☐; 09/96→05/98; Scheibenbremse	24.3727-1105.2	581105	L= 2.025	
2.0 -16 Turbo CD	136	09/89→12/98	➡	☐; 09/93→08/96; Scheibenbremse	24.3727-1105.2	581105	L= 2.025	
			➡	☐; 09/96→05/98; Scheibenbremse	24.3727-1107.2	581107	L= 1.892	
			➡	☐; 09/93→08/96; Scheibenbremse	24.3727-1107.2	581107	L= 1.892	
			➡	☐; →08/93; Scheibenbremse	24.3727-1107.2	581107	L= 1.892	
2.3 -16 CD	107	08/89→12/98	➡	☐; 09/89→08/93; Scheibenbremse	24.3727-1105.2	581105	L= 2.025	
			➡	☐; 09/89→08/93; Scheibenbremse	24.3727-1107.2	581107	L= 1.892	
2.3 -16 CD Turbo	147	07/90→12/98	➡	☐; 09/96→05/98; Scheibenbremse	24.3727-1105.2	581105	L= 2.025	
			➡	☐; 09/93→08/96; Scheibenbremse	24.3727-1105.2	581105	L= 2.025	
			➡	☐; 09/96→05/98; Scheibenbremse	24.3727-1107.2	581107	L= 1.892	
			➡	☐; 09/93→08/96; Scheibenbremse	24.3727-1107.2	581107	L= 1.892	
2.3 -16 Turbo	143	09/90→12/98	➡	☐; Scheibenbremse	24.3727-1105.2	581105	L= 2.025	
			➡	☐; Scheibenbremse	24.3727-1107.2	581107	L= 1.892	
3.0 -24 V6 CD/CDE	155	07/94→12/98	➡	☐; 09/94→08/96; Scheibenbremse	24.3727-1105.2	581105	L= 2.025	
			➡	☐; 09/96→05/98; Scheibenbremse	24.3727-1105.2	581105	L= 2.025	
			➡	☐; 09/96→05/98; Scheibenbremse	24.3727-1107.2	581107	L= 1.892	
			➡	☐; 09/94→08/96; Scheibenbremse	24.3727-1107.2	581107	L= 1.892	
SAAB - 9000 Schrägheck 09/84→12/98								
 Seilzug, Feststellbremse								
2.0 -16 CS	94	01/89→12/98	➡	☐; →08/89; Scheibenbremse	24.3727-1105.2	581105	L= 2.025	
			➡	☐; 09/89→08/93; Scheibenbremse	24.3727-1105.2	581105	L= 2.025	
			➡	☐; 09/89→08/93; Scheibenbremse	24.3727-1107.2	581107	L= 1.892	
			➡	☐; →08/89; Scheibenbremse	24.3727-1107.2	581107	L= 1.892	
2.0 -16 CS	96	09/93→12/98	➡	☐; →08/96; Scheibenbremse	24.3727-1105.2	581105	L= 2.025	
2.0 -16 ND Turbo	110	09/93→12/98	➡	☐; 09/96→05/98; Scheibenbremse	24.3727-1105.2	581105	L= 2.025	
2.3 -16 CSE	108	09/93→12/98	➡	☐; 09/96→05/98; Scheibenbremse	24.3727-1107.2	581107	L= 1.892	
2.3 -16 CSE Eco Power	125	09/93→12/98	➡	☐; →08/96; Scheibenbremse	24.3727-1107.2	581107	L= 1.892	
2.3 -16 Turbo CSE	147	09/93→12/98	➡	☐; →08/96; Scheibenbremse	24.3727-1107.2	581107	L= 1.892	
2.0 -16 Turbo CS	136	09/88→12/98	➡	☐; 09/89→08/93; Scheibenbremse	24.3727-1105.2	581105	L= 2.025	
			➡	☐; →08/89; Scheibenbremse	24.3727-1105.2	581105	L= 2.025	
			➡	☐; 09/96→05/98; Scheibenbremse	24.3727-1105.2	581105	L= 2.025	
			➡	☐; 09/93→08/96; Scheibenbremse	24.3727-1105.2	581105	L= 2.025	
			➡	☐; 09/96→05/98; Scheibenbremse	24.3727-1107.2	581107	L= 1.892	
			➡	☐; →08/89; Scheibenbremse	24.3727-1107.2	581107	L= 1.892	
			➡	☐; 09/89→08/93; Scheibenbremse	24.3727-1107.2	581107	L= 1.892	
			➡	☐; 09/93→08/96; Scheibenbremse	24.3727-1107.2	581107	L= 1.892	
2.3 -16 Aero CS	162	02/93→12/98	➡	☐; 09/96→05/98; Scheibenbremse	24.3727-1105.2	581105	L= 2.025	
2.3 -16 Aero CS	165	02/93→12/98	➡	☐; 09/93→08/96; Scheibenbremse	24.3727-1105.2	581105	L= 2.025	
2.3 -16 Turbo	143	09/90→12/98	➡	☐; 09/96→05/98; Scheibenbremse	24.3727-1107.2	581107	L= 1.892	
			➡	☐; 09/93→08/96; Scheibenbremse	24.3727-1107.2	581107	L= 1.892	
2.3 -16 CS	107	09/89→12/98	➡	☐; →08/93; Scheibenbremse	24.3727-1105.2	581105	L= 2.025	
			➡	☐; →08/93; Scheibenbremse	24.3727-1107.2	581107	L= 1.892	
3.0 -24 V6 CS/CSE	155	07/94→12/98	➡	☐; 09/94→08/96; Scheibenbremse	24.3727-1105.2	581105	L= 2.025	
			➡	☐; 09/96→05/98; Scheibenbremse	24.3727-1105.2	581105	L= 2.025	
			➡	☐; 09/96→05/98; Scheibenbremse	24.3727-1107.2	581107	L= 1.892	
			➡	☐; 09/94→08/96; Scheibenbremse	24.3727-1107.2	581107	L= 1.892	
SEAT - ALHAMBRA (7V8, 7V9) 04/96→03/10								
 Seilzug, Feststellbremse								
1.8 T 20V	110	10/97→03/10	➡	☐; 05/98→04/00; Scheibenbremse	2	24.3727-0163.2	580163	L= 1.293
			➡	☐; 05/00→; Scheibenbremse	2	24.3727-3404.2	583404	L= 1.320
1.9 TDI	66	04/96→03/10	➡	☐; Scheibenbremse	2	24.3727-0163.2	580163	L= 1.293
1.9 TDI	85	06/00→03/10						
1.9 TDI	96	11/02→11/08						
1.9 TDI	110	05/05→05/07						

	kW			 	! #		
SEAT - ALHAMBRA (7V8, 7V9) 04/96→03/10							
 Seilzug, Feststellbremse							
2.0 i	85	04/96→03/10	➡	⬇; Scheibenbremse	2	24.3727-0163.2 580163	L= 1.293
2.0 TDI	103	11/05→03/10	➡				
1.9 TDI	81	08/96→06/00	➡	⬇; 10/97→ 05/00; Scheibenbremse	2	24.3727-0163.2 580163	L= 1.293
1.9 TDI 4motion	85	06/00→03/10	➡	⬇; 02/01→; Scheibenbremse	2	24.3727-3404.2 583404	L= 1.320
2.8 V6 4motion	150	06/00→03/10	➡				
2.8 V6	150	06/00→03/10	➡	⬇; Scheibenbremse	2	24.3727-3404.2 583404	L= 1.320
SEAT - ALTEA (5P1) 03/04→							
 Seilzug, Feststellbremse							
1.2 TSI	77	04/10→	➡	⬇; Scheibenbremse	2	24.3727-0195.2 580195	L= 1.447
1.4 16V	63	05/06→					
1.4 TSI	92	11/07→				24.3727-2708.2 582708	L= 1.447
1.6	75	03/04→					
1.6 LPG	75	09/09→					
1.6 TDI	66	11/10→					
1.6 TDI	77	10/09→					
1.8 TFSI	118	01/07→					
1.9 TDI	66	08/09→					
1.9 TDI	77	04/04→					
2.0 FSI	110	05/04→03/09					
2.0 TDI	100	03/04→05/09					
2.0 TDI	103	11/05→					
2.0 TDI	125	03/06→					
2.0 TDI 16V	103	03/04→					
2.0 TFSI	147	04/06→05/09					
SEAT - ALTEA XL (5P5, 5P8) 10/06→							
 Seilzug, Feststellbremse							
1.2 TSI	77	04/10→	➡	⬇; Scheibenbremse	2	24.3727-0195.2 580195	L= 1.447
1.4 TSI	92	11/07→					
1.6	75	10/06→				24.3727-2708.2 582708	L= 1.447
1.6 LPG	75	09/09→					
1.6 Multifuel	75	10/06→					
1.6 TDI	66	11/10→					
1.6 TDI	77	10/09→					
1.8 TFSI	118	01/07→					
1.9 TDI	66	08/09→					
1.9 TDI	77	10/06→					
2.0 FSI	110	10/06→03/09					
2.0 TDI	100	11/06→03/09					
2.0 TDI	103	10/06→					
2.0 TDI	125	06/07→					
2.0 TDI 16V	103	10/06→					
2.0 TDI 16V 4x4	103	10/10→					
2.0 TDI 4x4	103	06/07→					
2.0 TDI 4x4	125	06/07→					
2.0 TFSI	147	10/06→05/09					
2.0 TFSI	155	05/09→					
2.0 TFSI 4x4	147	06/07→05/09					
2.0 TFSI 4x4	155	05/09→					
1.4 16V	63	10/06→	➡	⬇; 05/08→; Scheibenbremse	2	24.3727-0195.2 580195 24.3727-2708.2 582708	L= 1.447 L= 1.447
SEAT - ARONA (KJ7) 07/17→							
Zubehörsatz, Bremsbacken							
1.0 TGi	66	11/18→	➡	+PR 1KA		03.0137-9309.2 669309	AP
1.0 TSI	70	07/17→					
1.0 TSI	85	07/17→					
1.5 TSI	110	07/17→					
1.6 TDI	70	11/17→					
1.6 TDI	85	07/17→					
SEAT - AROSA (6H) 05/97→06/04							
 Radbremszylinder							
1.0	37	05/97→06/04	➡	- ABS		24.3215-0903.3 020154	Ø 15,87 ALU
1.0	37	10/98→01/01					
1.4	44	05/97→06/04	➡	+ ABS		24.3217-0908.3 020167	Ø 17,46 ALU
1.4 TDI	55	01/00→06/04					
1.7 SDI	44	08/97→06/04	➡	11/97→; - ABS		24.3215-0903.3 020154	Ø 15,87 ALU
			➡	11/97→; + ABS		24.3217-0908.3 020167	Ø 17,46 ALU
Zubehörsatz, Bremsbacken							
1.0	37	05/97→06/04	➡	→ 6H-X-090000		03.0137-9008.2 669008	
1.0	37	10/98→01/01					
1.4	44	05/97→06/04	➡	6H-X-090001→		03.0137-9168.2 669168	VW
↓							








	kw					! #		
SEAT - AROSA (6H) 05/97→06/04								
Zubehörsatz, Bremsbacken								
1.4 TDI	55	01/00→06/04	➡	→ 6H-X-090000			03.0137-9008.2 669008	
			➡	6H-X-090001→			03.0137-9168.2 669168	VW
1.7 SDI	44	08/97→06/04	➡	11/97→; → 6H-X-090000			03.0137-9008.2 669008	
			➡	6H-X-090001→			03.0137-9168.2 669168	VW
 Bremstrommel								
1.0	37	05/97→06/04	➡	→ 6H-X-090000			24.0218-0007.1 480003	Ø 180,0 x 38,5 / 181 - RLG
1.0	37	10/98→01/01					24.0218-0707.2 480211	Ø 180,0 x 38,5 / 181 + RLG
1.4	44	05/97→06/04						
1.4 TDI	55	01/00→06/04	➡	6H-X-090001→			24.0220-0032.1 480130	Ø 200,0 x 50,1 / 201,5
1.7 SDI	44	08/97→06/04	➡	11/97→; → 6H-X-090000			24.0218-0007.1 480003	Ø 180,0 x 38,5 / 181 - RLG
							24.0218-0707.2 480211	Ø 180,0 x 38,5 / 181 + RLG
			➡	6H-X-090001→			24.0220-0032.1 480130	Ø 200,0 x 50,1 / 201,5
 Bremsbackensatz								
1.0	37	05/97→06/04	➡	→ 6H-X-090000			03.0137-0126.2 650126	Ø 180 x 31 + HEB
1.0	37	10/98→01/01						
1.4	44	05/97→06/04	➡	6H-X-090001→			03.0137-0268.2 650268	VW Ø 200 x 40 + HEB
1.4 TDI	55	01/00→06/04	➡	6H-X-090001→; + ABS			03.0420-1517.3 681517	VW Ø 200 x 40 Ø 17,46 + RZ / + Zub Kit
							03.0520-1517.3 691517	VW Ø 200 x 40 Ø 17,46 + RZ / + Zub TopKit
			➡	→ 6H-X-090000; - ABS			03.0520-0215.3 690215	VW Ø 180 x 31 Ø 15,87 + RZ / + Zub TopKit
			➡	6H-X-090001→; - ABS			03.0520-0415.3 690415	VW Ø 200 x 40 Ø 15,87 + RZ / + Zub TopKit
			➡	→ 6H-X-090000; + ABS			03.0520-3917.3 693917	VW Ø 180 x 31 Ø 17,46 + RZ / + Zub TopKit
1.7 SDI	44	08/97→06/04	➡	11/97→; → 6H-X-090000			03.0137-0126.2 650126	Ø 180 x 31 + HEB
			➡	6H-X-090001→			03.0137-0268.2 650268	VW Ø 200 x 40 + HEB
			➡	6H-X-090001→; + ABS			03.0420-1517.3 681517	VW Ø 200 x 40 Ø 17,46 + RZ / + Zub Kit
							03.0520-1517.3 691517	VW Ø 200 x 40 Ø 17,46 + RZ / + Zub TopKit
			➡	11/97→; → 6H-X-090000; - ABS			03.0520-0215.3 690215	VW Ø 180 x 31 Ø 15,87 + RZ / + Zub TopKit
			➡	6H-X-090001→; - ABS			03.0520-0415.3 690415	VW Ø 200 x 40 Ø 15,87 + RZ / + Zub TopKit
			➡	11/97→; → 6H-X-090000; + ABS			03.0520-3917.3 693917	VW Ø 180 x 31 Ø 17,46 + RZ / + Zub TopKit
 Seilzug, Feststellbremse								
1.0	37	05/97→06/04	➡	⏏; 6H-W-028001→; Scheiben/Trommel	2		24.3727-0159.2 580159	L= 1.392
1.0	37	10/98→01/01						
1.4	44	05/97→06/04	➡	⏏; - ABS; → 6H-W-028000; Trommelbremse	2		24.3727-2702.2 582702	L= 1.395
			➡	⏏; + ABS; → 6H-W-028000; Trommelbremse	2		24.3727-2707.2 582707	L= 1.496
1.4 16V	74	01/00→06/04	➡	⏏; Scheiben/Trommel	2		24.3727-0159.2 580159	L= 1.392
1.4 TDI	55	01/00→06/04						
1.7 SDI	44	08/97→06/04	➡	⏏; 6H-W-028001→; Scheiben/Trommel	2		24.3727-0159.2 580159	L= 1.392
			➡	⏏; 11/97→; - ABS; → 6H-W-028000; Trommelbremse	2		24.3727-2702.2 582702	L= 1.395
			➡	⏏; 11/97→; + ABS; → 6H-W-028000; Trommelbremse	2		24.3727-2707.2 582707	L= 1.496
SEAT - CORDOBA (6K1, 6K2) 02/93→12/02								
 Radbremszylinder								
1.0 i	37	09/96→10/02	➡	06/99→ 09/02			24.3217-0908.3 020167	Ø 17,46 ALU
1.4 16V	55	05/00→10/02	➡	→ 09/02			24.3217-0908.3 020167	Ø 17,46 ALU
1.9 SDI	50	06/99→10/02						
1.4 i	44	06/94→10/02	➡	→ 12/96			03.3217-2112.3 020027	Ø 17,46 GG
1.4 i 16V	74	09/96→10/02					24.3217-0908.3 020167	Ø 17,46 ALU
			➡	06/99→ 09/02			24.3217-0908.3 020167	Ø 17,46 ALU
			➡	01/97→ 05/99; +PR 1KA,1KB			24.3217-0908.3 020167	Ø 17,46 ALU
			➡	01/97→ 05/99; +PR 1KM			24.3219-0909.3 020188	Ø 19,05 ALU
1.6 i	55	02/93→10/02	➡	11/93→ 12/96			03.3217-2112.3 020027	Ø 17,46 GG












	kW			 	! #				
SEAT - CORDOBA (6K1, 6K2) 02/93→12/02									
 Radbremszylinder									
1.6 i	55	02/93→10/02	➡	11/93→ 12/96	24.3217-0908.3	020167	Ø 17,46 ALU		
			➡	06/99→ 09/02	24.3217-0908.3	020167	Ø 17,46 ALU		
			➡	01/97→ 05/99; +PR 1KA,1KB	24.3217-0908.3	020167	Ø 17,46 ALU		
			➡	01/97→ 05/99; +PR 1KM	24.3219-0909.3	020188	Ø 19,05 ALU		
1.6 i	55	05/94→06/99	➡	→ 05/99; +PR 1KB	24.3217-0908.3	020167	Ø 17,46 ALU		
			➡	→ 05/99; +PR 1KM	24.3219-0909.3	020188	Ø 19,05 ALU		
1.6 i	74	07/96→10/02	➡	→ 12/96	03.3217-2112.3	020027	Ø 17,46 GG		
			➡	01/97→ 05/99; +PR 1KA,1KB	24.3217-0908.3	020167	Ø 17,46 ALU		
			➡	06/99→ 09/02	24.3219-0909.3	020188	Ø 19,05 ALU		
			➡	01/97→ 05/99; +PR 1KM	24.3219-0909.3	020188	Ø 19,05 ALU		
1.8 i	66	02/93→09/02	➡	11/93→ 12/96	03.3217-2112.3	020027	Ø 17,46 GG		
			➡	01/97→ 05/99; +PR 1KB	24.3217-0908.3	020167	Ø 17,46 ALU		
			➡	01/97→ 05/99; +PR 1KM	24.3219-0909.3	020188	Ø 19,05 ALU		
1.9 D	47	01/96→08/96	➡		03.3217-2112.3	020027	Ø 17,46 GG		
					24.3217-0908.3	020167	Ø 17,46 ALU		
1.9 D	50	02/93→08/96	➡	11/93→	03.3217-2112.3	020027	Ø 17,46 GG		
1.9 TD	55	02/93→08/96			24.3217-0908.3	020167	Ø 17,46 ALU		
1.9 SDI	47	08/96→06/99	➡	→ 12/96	03.3217-2112.3	020027	Ø 17,46 GG		
			➡	01/97→ 05/99; +PR 1KB	24.3217-0908.3	020167	Ø 17,46 ALU		
			➡	01/97→ 05/99; +PR 1KM	24.3219-0909.3	020188	Ø 19,05 ALU		
1.9 TDI	66	08/96→10/02	➡	→ 12/96	03.3217-2112.3	020027	Ø 17,46 GG		
			➡	06/99→ 09/02	24.3217-0908.3	020167	Ø 17,46 ALU		
			➡	01/97→ 05/99; +PR 1KB	24.3217-0908.3	020167	Ø 17,46 ALU		
			➡	01/97→ 05/99; +PR 1KM	24.3219-0909.3	020188	Ø 19,05 ALU		
Zubehörsatz, Bremsbacken									
1.0 i	37	09/96→10/02		06/99→ 09/02	03.0137-9168.2	669168	VW		
1.4 16V	55	05/00→10/02		→ 09/02	03.0137-9168.2	669168	VW		
1.9 SDI	50	06/99→10/02							
1.4 i	44	06/94→10/02		06/99→ 09/02	03.0137-9168.2	669168	VW		
			74	09/96→10/02	➡	01/97→ 05/99; +PR 1KA	03.0137-9008.2	669008	
					➡	→ 12/96; - ABS	03.0137-9008.2	669008	
					➡	→ 12/96; + ABS	03.0137-9168.2	669168	VW
1.6 i	74	07/96→10/02	➡	01/97→ 05/99; +PR 1KB,1KM	03.0137-9168.2	669168	VW		
			55	02/93→10/02	➡	06/99→ 09/02	03.0137-9168.2	669168	VW
					➡	11/93→ 12/96; - ABS	03.0137-9008.2	669008	
					➡	01/97→ 05/99; +PR 1KA	03.0137-9008.2	669008	
➡	11/93→ 12/96; + ABS	03.0137-9168.2	669168	VW					
➡	01/97→ 05/99; +PR 1KB,1KM	03.0137-9168.2	669168	VW					
1.6 i	55	05/94→06/99	➡	→ 05/99; +PR 1KB,1KM	03.0137-9168.2	669168	VW		
1.8 i	66	02/93→09/02	➡	11/93→ 12/96	03.0137-9168.2	669168	VW		
			➡	01/97→ 05/99; +PR 1KB,1KM	03.0137-9168.2	669168	VW		
1.9 D	47	01/96→08/96	➡		03.0137-9168.2	669168	VW		
1.9 D	50	02/93→08/96	➡	11/93→	03.0137-9168.2	669168	VW		
1.9 TD	55	02/93→08/96							
1.9 SDI	47	08/96→06/99	➡	01/97→ 05/99; +PR 1KB,1KM	03.0137-9168.2	669168	VW		
			➡	→ 12/96	03.0137-9168.2	669168	VW		
1.9 TDI	66	08/96→10/02		06/99→ 09/02	03.0137-9168.2	669168	VW		
			➡	01/97→ 05/99; +PR 1KB,1KM	03.0137-9168.2	669168	VW		
			➡	→ 12/96	03.0137-9168.2	669168	VW		
 Bremstrommel									
1.0 i	37	09/96→10/02	➡	06/99→ 09/02	24.0220-0032.1	480130	Ø 200,0 x 50,1 / 201,5		
↓									











	kw			 	! #		
SEAT - CORDOBA (6K1, 6K2) 02/93→12/02							
Bremstrommel							
1.4 16V 1.9 SDI	55 50	05/00→10/02 06/99→10/02	➡	→ 09/02		24.0220-0032.1 480130	Ø 200,0 x 50,1 / 201,5
1.4 i 1.4 i 16V 1.6 i	44 74 74	06/94→10/02 09/96→10/02 07/96→10/02	➡	→ 05/99; - ABS		24.0218-0007.1 480003	Ø 180,0 x 38,5 / 181 - RLG
						24.0218-0707.2 480211	Ø 180,0 x 38,5 / 181 + RLG
			➡	→ 6K-X-290000; + ABS		24.0220-0018.1 480019	Ø 200,0 x 50 / 201 - RLG / - ABS Ring
						24.0220-0718.2 480209	Ø 200,0 x 50 / 201 + RLG / - ABS Ring
			➡	06/99→ 09/02		24.0220-0032.1 480130	Ø 200,0 x 50,1 / 201,5
			➡	6K-X-290001→; → 05/99; + ABS		24.0220-0032.1 480130	Ø 200,0 x 50,1 / 201,5
1.6 i	55	02/93→10/02	➡	11/93→ 05/99; - ABS		24.0218-0007.1 480003	Ø 180,0 x 38,5 / 181 - RLG
						24.0218-0707.2 480211	Ø 180,0 x 38,5 / 181 + RLG
			➡	11/93→; → 6K-X-290000; + ABS		24.0220-0018.1 480019	Ø 200,0 x 50 / 201 - RLG / - ABS Ring
						24.0220-0718.2 480209	Ø 200,0 x 50 / 201 + RLG / - ABS Ring
			➡	06/99→ 09/02		24.0220-0032.1 480130	Ø 200,0 x 50,1 / 201,5
			➡	6K-X-290001→; → 05/99; + ABS		24.0220-0032.1 480130	Ø 200,0 x 50,1 / 201,5
1.6 i 1.9 SDI	55 47	05/94→06/99 08/96→06/99	➡	→ 6K-X-290000		24.0220-0018.1 480019	Ø 200,0 x 50 / 201 - RLG / - ABS Ring
						24.0220-0718.2 480209	Ø 200,0 x 50 / 201 + RLG / - ABS Ring
			➡	6K-X-290001→; → 05/99		24.0220-0032.1 480130	Ø 200,0 x 50,1 / 201,5
1.8 i	66	02/93→09/02	➡	11/93→; → 6K-X-290000		24.0220-0018.1 480019	Ø 200,0 x 50 / 201 - RLG / - ABS Ring
						24.0220-0718.2 480209	Ø 200,0 x 50 / 201 + RLG / - ABS Ring
			➡	6K-X-290001→; → 05/99		24.0220-0032.1 480130	Ø 200,0 x 50,1 / 201,5
1.9 D	47	01/96→08/96	➡	→ 6K-X-290000		24.0220-0018.1 480019	Ø 200,0 x 50 / 201 - RLG / - ABS Ring
						24.0220-0718.2 480209	Ø 200,0 x 50 / 201 + RLG / - ABS Ring
			➡	6K-X-290001→		24.0220-0032.1 480130	Ø 200,0 x 50,1 / 201,5
1.9 D 1.9 TD	50 55	02/93→08/96 02/93→08/96	➡	11/93→; → 6K-X-290000		24.0220-0018.1 480019	Ø 200,0 x 50 / 201 - RLG / - ABS Ring
						24.0220-0718.2 480209	Ø 200,0 x 50 / 201 + RLG / - ABS Ring
			➡	6K-X-290001→		24.0220-0032.1 480130	Ø 200,0 x 50,1 / 201,5
1.9 TDI	66	08/96→10/02	➡	→ 6K-X-290000		24.0220-0018.1 480019	Ø 200,0 x 50 / 201 - RLG / - ABS Ring
						24.0220-0718.2 480209	Ø 200,0 x 50 / 201 + RLG / - ABS Ring
			➡	06/99→ 09/02		24.0220-0032.1 480130	Ø 200,0 x 50,1 / 201,5
			➡	6K-X-290001→; → 05/99		24.0220-0032.1 480130	Ø 200,0 x 50,1 / 201,5
Bremsbackensatz							
1.0 i	37	09/96→10/02	➡	06/99→ 09/02		03.0137-0268.2 650268	VW Ø 200 x 40 + HEB
1.4 16V 1.9 SDI	55 50	05/00→10/02 06/99→10/02	➡	→ 09/02		03.0520-1517.3 691517	VW Ø 200 x 40 Ø 17,46 + RZ / + Zub TopKit
						03.0137-0268.2 650268	VW Ø 200 x 40 + HEB
1.4 i 1.4 i 16V	44 74	06/94→10/02 09/96→10/02	➡	01/97→ 05/99; +PR 1KA		03.0137-0126.2 650126	Ø 180 x 31 + HEB
			➡	→ 12/96; - ABS		03.0137-0126.2 650126	Ø 180 x 31 + HEB
			➡	→ 12/96; + ABS		03.0137-0268.2 650268	VW Ø 200 x 40 + HEB
			➡	06/99→ 09/02		03.0137-0268.2 650268	VW Ø 200 x 40 + HEB
						03.0520-1517.3 691517	VW Ø 200 x 40 Ø 17,46 + RZ / + Zub TopKit
			➡	01/97→ 05/99; +PR 1KB,1KM		03.0137-0268.2 650268	VW Ø 200 x 40 + HEB
			➡	→ 05/99; - ABS		03.0420-0617.3 680617	VW Ø 180 x 31 Ø 17,46 + RZ / + Zub Kit
			03.0520-3917.3 693917	VW Ø 180 x 31 Ø 17,46 + RZ / + Zub TopKit			
			➡	→ 05/99; + ABS		03.0420-1517.3 681517	VW Ø 200 x 40 Ø 17,46 + RZ / + Zub Kit










	kw			 	! #		
SEAT - CORDOBA (6K1, 6K2) 02/93→12/02							
Bremsbackensatz							
1.4 i 1.4 i 16V	44 74	06/94→10/02 09/96→10/02	➡	→ 05/99; + ABS		03.0520-1517.3 691517	VW Ø 200 x 40 Ø 17,46 + RZ / + Zub TopKit
1.6 i	55	02/93→10/02	➡	11/93→ 12/96; - ABS		03.0137-0126.2 650126	Ø 180 x 31 + HEB
			➡	01/97→ 05/99; +PR 1KA		03.0137-0126.2 650126	Ø 180 x 31 + HEB
			➡	11/93→ 12/96; + ABS		03.0137-0268.2 650268	VW Ø 200 x 40 + HEB
			➡	06/99→ 09/02		03.0137-0268.2 650268	VW Ø 200 x 40 + HEB
						03.0520-1517.3 691517	VW Ø 200 x 40 Ø 17,46 + RZ / + Zub TopKit
			➡	01/97→ 05/99; +PR 1KB,1KM		03.0137-0268.2 650268	VW Ø 200 x 40 + HEB
			➡	11/93→ 05/99; - ABS		03.0420-0617.3 680617	VW Ø 180 x 31 Ø 17,46 + RZ / + Zub Kit
						03.0520-3917.3 693917	VW Ø 180 x 31 Ø 17,46 + RZ / + Zub TopKit
1.6 i	55	05/94→06/99	➡	→ 05/99; +PR 1KB,1KM		03.0137-0268.2 650268	VW Ø 200 x 40 + HEB
			➡	→ 05/99		03.0420-1517.3 681517	VW Ø 200 x 40 Ø 17,46 + RZ / + Zub Kit
						03.0520-1517.3 691517	VW Ø 200 x 40 Ø 17,46 + RZ / + Zub TopKit
1.6 i	74	07/96→10/02	➡	01/97→ 05/99; +PR 1KA		03.0137-0126.2 650126	Ø 180 x 31 + HEB
			➡	→ 12/96; - ABS		03.0137-0126.2 650126	Ø 180 x 31 + HEB
			➡	→ 12/96; + ABS		03.0137-0268.2 650268	VW Ø 200 x 40 + HEB
			➡	06/99→ 09/02		03.0137-0268.2 650268	VW Ø 200 x 40 + HEB
			➡	01/97→ 05/99; +PR 1KB,1KM		03.0137-0268.2 650268	VW Ø 200 x 40 + HEB
			➡	→ 05/99; - ABS		03.0420-0617.3 680617	VW Ø 180 x 31 Ø 17,46 + RZ / + Zub Kit
						03.0520-3917.3 693917	VW Ø 180 x 31 Ø 17,46 + RZ / + Zub TopKit
			➡	→ 05/99; + ABS		03.0420-1517.3 681517	VW Ø 200 x 40 Ø 17,46 + RZ / + Zub Kit
			03.0520-1517.3 691517	VW Ø 200 x 40 Ø 17,46 + RZ / + Zub TopKit			
1.8 i	66	02/93→09/02	➡	11/93→ 12/96		03.0137-0268.2 650268	VW Ø 200 x 40 + HEB
			➡	01/97→ 05/99; +PR 1KB,1KM		03.0137-0268.2 650268	VW Ø 200 x 40 + HEB
			➡	11/93→ 05/99		03.0420-1517.3 681517	VW Ø 200 x 40 Ø 17,46 + RZ / + Zub Kit
						03.0520-1517.3 691517	VW Ø 200 x 40 Ø 17,46 + RZ / + Zub TopKit
1.9 D	47	01/96→08/96	➡			03.0137-0268.2 650268	VW Ø 200 x 40 + HEB
						03.0420-1517.3 681517	VW Ø 200 x 40 Ø 17,46 + RZ / + Zub Kit
						03.0520-1517.3 691517	VW Ø 200 x 40 Ø 17,46 + RZ / + Zub TopKit
1.9 D 1.9 TD	50 55	02/93→08/96 02/93→08/96	➡	11/93→		03.0137-0268.2 650268	VW Ø 200 x 40 + HEB
						03.0420-1517.3 681517	VW Ø 200 x 40 Ø 17,46 + RZ / + Zub Kit
						03.0520-1517.3 691517	VW Ø 200 x 40 Ø 17,46 + RZ / + Zub TopKit
1.9 SDI	47	08/96→06/99	➡	01/97→ 05/99; +PR 1KB,1KM		03.0137-0268.2 650268	VW Ø 200 x 40 + HEB
			➡	→ 12/96		03.0137-0268.2 650268	VW Ø 200 x 40 + HEB
			➡	→ 05/99		03.0420-1517.3 681517	VW Ø 200 x 40 Ø 17,46 + RZ / + Zub Kit
						03.0520-1517.3 691517	VW Ø 200 x 40 Ø 17,46 + RZ / + Zub TopKit
1.9 TDI	66	08/96→10/02	➡	06/99→ 09/02		03.0137-0268.2 650268	VW Ø 200 x 40 + HEB
						03.0520-1517.3 691517	VW Ø 200 x 40 Ø 17,46 + RZ / + Zub TopKit
			➡	01/97→ 05/99; +PR 1KB,1KM		03.0137-0268.2 650268	VW Ø 200 x 40 + HEB
			➡	→ 12/96		03.0137-0268.2 650268	VW Ø 200 x 40 + HEB
			➡	→ 05/99		03.0420-1517.3 681517	VW Ø 200 x 40 Ø 17,46 + RZ / + Zub Kit








↓











	kw			 	! #		
SEAT - CORDOBA (6K1, 6K2) 02/93→12/02							
Bremsbackensatz							
1.9 TDI	66	08/96→10/02	➔	→ 05/99		03.0520-1517.3 691517	VW Ø 200 x 40 Ø 17,46 + RZ / + Zub TopKit
Seilzug, Feststellbremse							
1.0 i	37	09/96→10/02	➔	↙; 06/99→ 09/02; Trommelbremse	2	24.3727-0162.2 580162	L= 1.514
1.9 TDI	66	08/96→10/02	➔	↙; → 09/02; Trommelbremse	2	24.3727-0162.2 580162	L= 1.514
1.4 16V	55	05/00→10/02	➔	↙; → 09/02; Trommelbremse	2	24.3727-0162.2 580162	L= 1.514
1.9 SDI	50	06/99→10/02	➔	↙; 6K-W-169290→; → 05/99; Scheiben/Trommel; - ABS	2	24.3727-0161.2 580161	L= 1.512
1.4 i	44	06/94→10/02	➔	↙; 6K-ZR663843→ 6K-W-169289; Scheiben/Trommel	2	24.3727-0161.2 580161	L= 1.512
1.4 i 16V	74	09/96→10/02	➔	↙; 6K-ZR126719→ 6K-W-169289; Scheiben/Trommel	2	24.3727-0161.2 580161	L= 1.512
1.6 i	74	07/96→10/02	➔	↙; 06/99→ 09/02; Trommelbremse	2	24.3727-0162.2 580162	L= 1.514
			➔	↙; 6K-W-169290→; → 05/99; + ABS; Scheiben/Trommel	2	24.3727-0162.2 580162	L= 1.514
			➔	↙; → 6K-ZR037976; Scheiben/Trommel	2	24.3727-2703.2 582703	L= 1.503
			➔	↙; → 6K-ZR549075; Scheiben/Trommel	2	24.3727-2703.2 582703	L= 1.503
			➔	↙; 6K-ZR549076→ 6K-ZR663842; Scheiben/Trommel	2	24.3727-2706.2 582706	L= 1.532
			➔	↙; 6K-ZR037977→ 6K-ZR126718; Scheiben/Trommel	2	24.3727-2706.2 582706	L= 1.532
1.6 i	55	02/93→10/02	➔	↙; 6K-W-169290→; → 05/99; Scheiben/Trommel; - ABS	2	24.3727-0161.2 580161	L= 1.512
			➔	↙; 6K-ZR663843→ 6K-W-169289; Scheiben/Trommel	2	24.3727-0161.2 580161	L= 1.512
			➔	↙; 6K-ZR126719→ 6K-W-169289; Scheiben/Trommel	2	24.3727-0161.2 580161	L= 1.512
			➔	↙; 06/99→ 09/02; Trommelbremse	2	24.3727-0162.2 580162	L= 1.514
			➔	↙; 6K-W-169290→; → 05/99; + ABS; Scheiben/Trommel	2	24.3727-0162.2 580162	L= 1.514
			➔	↙; 11/93→; → 6K-ZR549075; Scheiben/Trommel	2	24.3727-2703.2 582703	L= 1.503
			➔	↙; 11/93→; → 6K-ZR037976; Scheiben/Trommel	2	24.3727-2703.2 582703	L= 1.503
			➔	↙; 6K-ZR549076→ 6K-ZR663842; Scheiben/Trommel	2	24.3727-2706.2 582706	L= 1.532
			➔	↙; 6K-ZR037977→ 6K-ZR126718; Scheiben/Trommel	2	24.3727-2706.2 582706	L= 1.532
1.8 i 16V	95	10/93→08/96	➔	↙; 6K-W-169290→; Scheibenbremse	2	24.3727-0165.2 580165	L= 1.641
			➔	↙; 6K-ZR610015→ 6K-V-013236; Scheibenbremse	2	24.3727-2704.2 582704	L= 1.632
			➔	↙; 6K-ZR085726→ 6K-V-000537; Scheibenbremse	2	24.3727-2704.2 582704	L= 1.632
1.8 T 20V Cupra	115	07/00→10/02	➔	↙; → 09/02; Scheibenbremse	2	24.3727-0165.2 580165	L= 1.641
1.9 D	47	01/96→08/96	➔	↙; 6K-ZR126719→; Scheiben/Trommel	2	24.3727-0161.2 580161	L= 1.512
			➔	↙; 6K-ZR663843→; Scheiben/Trommel	2	24.3727-0161.2 580161	L= 1.512
			➔	↙; → 6K-ZR037976; Scheiben/Trommel	2	24.3727-2703.2 582703	L= 1.503
			➔	↙; → 6K-ZR549075; Scheiben/Trommel	2	24.3727-2703.2 582703	L= 1.503
			➔	↙; 6K-ZR037977→ 6K-ZR126718; Scheiben/Trommel	2	24.3727-2706.2 582706	L= 1.532
			➔	↙; 6K-ZR549076→ 6K-ZR663842; Scheiben/Trommel	2	24.3727-2706.2 582706	L= 1.532
1.9 D	50	02/93→08/96	➔	↙; 6K-ZR663843→; Scheiben/Trommel	2	24.3727-0161.2 580161	L= 1.512
1.9 TD	55	02/93→08/96	➔	↙; 6K-ZR126719→; Scheiben/Trommel	2	24.3727-0161.2 580161	L= 1.512
			➔	↙; 11/93→; → 6K-ZR037976; Scheiben/Trommel	2	24.3727-2703.2 582703	L= 1.503
			➔	↙; 11/93→; → 6K-ZR549075; Scheiben/Trommel	2	24.3727-2703.2 582703	L= 1.503
			➔	↙; 6K-ZR037977→ 6K-ZR126718; Scheiben/Trommel	2	24.3727-2706.2 582706	L= 1.532
			➔	↙; 6K-ZR549076→ 6K-ZR663842; Scheiben/Trommel	2	24.3727-2706.2 582706	L= 1.532
1.9 TDI	81	03/97→10/02	➔	↙; 06/99→ 09/02; Scheibenbremse	2	24.3727-0165.2 580165	L= 1.641
2.0 i	85	02/93→06/99	➔	↙; 6K-W-169290→; → 05/99; Scheibenbremse	2	24.3727-0165.2 580165	L= 1.641
2.0 i 16V	110	08/96→06/99	➔				
↓							










	kw			 	! #		
SEAT - CORDOBA (6K1, 6K2) 02/93→12/02							
 Seilzug, Feststellbremse							
2.0 i 2.0 i 16V	85 110	02/93→06/99 08/96→06/99	➔	⬇️; 6K-ZR610015→6K-V-013236; Scheibenbremse	2	24.3727-2704.2 582704	L= 1.632
			➔	⬇️; 6K-ZR085726→6K-V-000537; Scheibenbremse	2	24.3727-2704.2 582704	L= 1.632
SEAT - CORDOBA (6L2) 09/02→11/09							
 Radbremszylinder							
1.2 1.2 12V 1.4 16V 1.4 16V 1.4 16V 1.4 TDI 1.4 TDI 1.4 TDI 1.6 1.6 16V 1.9 SDI 1.9 TDI 1.9 TDI 2.0	47 51 55 63 74 51 55 59 74 77 47 74 96 85	10/02→06/06 05/06→11/09 09/02→12/07 05/06→11/09 10/02→11/09 05/05→11/09 10/02→12/05 06/05→11/09 04/03→11/09 11/06→11/09 09/02→11/09 09/02→11/09 10/02→11/09 09/02→11/09	➔	6L-7-108 001→ → 6L-7-108 000		24.3217-0908.3 020167 24.3219-0909.3 020188	Ø 17,46 ALU Ø 19,05 ALU
Zubehörsatz, Bremsbacken							
1.2 1.4 TDI	47 55	10/02→06/06 10/02→12/05	➔			03.0137-9168.2 669168	VW
1.2 12V 1.4 16V 1.4 16V 1.4 TDI 1.4 TDI 1.6 1.6 16V 1.9 TDI	51 63 74 51 59 74 77 96	05/06→11/09 05/06→11/09 10/02→11/09 05/05→11/09 06/05→11/09 04/03→11/09 11/06→11/09 10/02→11/09	➔	→ 06/09		03.0137-9168.2 669168	VW
1.4 16V	55	09/02→12/07	➔	10/02→		03.0137-9168.2 669168	VW
1.9 SDI 1.9 TDI 2.0	47 74 85	09/02→11/09 09/02→11/09 09/02→11/09	➔	10/02→ 06/09		03.0137-9168.2 669168	VW
 Bremstrommel							
1.2 1.4 TDI	47 55	10/02→06/06 10/02→12/05	➔			24.0220-0037.1 480161	Ø 200,0 x 50,1 / 201,5
1.2 12V 1.4 16V 1.4 16V 1.4 TDI 1.4 TDI 1.6 1.6 16V 1.9 TDI	51 63 74 51 59 74 77 96	05/06→11/09 05/06→11/09 10/02→11/09 05/05→11/09 06/05→11/09 04/03→11/09 11/06→11/09 10/02→11/09	➔	→ 06/09		24.0220-0037.1 480161	Ø 200,0 x 50,1 / 201,5
1.4 16V	55	09/02→12/07	➔	10/02→		24.0220-0037.1 480161	Ø 200,0 x 50,1 / 201,5
1.9 SDI 1.9 TDI 2.0	47 74 85	09/02→11/09 09/02→11/09 09/02→11/09	➔	10/02→ 06/09		24.0220-0037.1 480161	Ø 200,0 x 50,1 / 201,5
 Bremsbackensatz							
1.2 1.4 TDI	47 55	10/02→06/06 10/02→12/05	➔			03.0137-0268.2 650268	VW Ø 200 x 40 + HEB
			➔	6L-7-108 001→		03.0520-4817.3 694817	Ø 200 x 40 Ø 17,46 + RZ / + Zub TopKit
			➔	→ 6L-7-108 000		03.0520-8219.3 698219	VW Ø 200 x 40 Ø 19,05 + RZ / + Zub TopKit
1.2 12V 1.4 16V 1.4 16V 1.4 TDI 1.4 TDI 1.6 1.6 16V 1.9 TDI	51 63 74 51 59 74 77 96	05/06→11/09 05/06→11/09 10/02→11/09 05/05→11/09 06/05→11/09 04/03→11/09 11/06→11/09 10/02→11/09	➔	→ 06/09		03.0137-0268.2 650268	VW Ø 200 x 40 + HEB
			➔	6L-7-108 001→		03.0520-4817.3 694817	Ø 200 x 40 Ø 17,46 + RZ / + Zub TopKit
			➔	→ 6L-7-108 000		03.0520-8219.3 698219	VW Ø 200 x 40 Ø 19,05 + RZ / + Zub TopKit
1.4 16V	55	09/02→12/07	➔	10/02→		03.0137-0268.2 650268	VW Ø 200 x 40 + HEB
			➔	6L-7-108 001→		03.0520-4817.3 694817	Ø 200 x 40 Ø 17,46 + RZ / + Zub TopKit
			➔	→ 6L-7-108 000		03.0520-8219.3 698219	VW Ø 200 x 40 Ø 19,05 + RZ / + Zub TopKit
1.9 SDI 1.9 TDI 2.0 ↓	47 74 85	09/02→11/09 09/02→11/09 09/02→11/09	➔	10/02→ 06/09		03.0137-0268.2 650268	VW Ø 200 x 40 + HEB








	kw			 	! #		
SEAT - CORDOBA (6L2) 09/02→11/09							
 Bremsbackensatz							
1.9 SDI 1.9 TDI 2.0	47 74 85	09/02→11/09 09/02→11/09 09/02→11/09	➔	6L-7-108 001→ → 6L-7-108 000		03.0520-4817.3 694817 03.0520-8219.3 698219	Ø 200 x 40 Ø 17,46 + RZ / + Zub TopKit VW Ø 200 x 40 Ø 19,05 + RZ / + Zub TopKit
 Seilzug, Feststellbremse							
1.2 1.4 TDI	47 55	10/02→06/06 10/02→12/05	➔	⚠; +PR 1JB,1KD,1KK,1KP / 1KS,1KT; für Fahrzeuge mit Schlechtwegeausfüh- rung; Scheiben/Trommel	2	24.3727-0176.2 580176	L= 1.640
			➔	⚠; +PR 1JB,1KD,1KK,1KP / 1KS,1KT; für Fahrzeuge mit Schlechtwegeausfüh- rung; Scheibenbremse	2	24.3727-0198.2 580198	L= 1.645
			➔	⚠; für Fahrzeuge ohne Schlechtwegeaus- führung	2	24.3727-0199.2 580199	L= 1.580
			➔	⚠; +PR 1JB,1KM; für Fahrzeuge mit Schlechtwegeausfüh- rung; Scheiben/Trommel	2	24.3727-2504.2 582504	L= 1.580
1.2 12V 1.4 16V 1.4 16V 1.4 TDI 1.4 TDI 1.6 1.6 16V 1.9 TDI	51 63 74 51 59 74 77 96	05/06→11/09 05/06→11/09 10/02→11/09 05/05→11/09 06/05→11/09 04/03→11/09 11/06→11/09 10/02→11/09	➔	⚠; → 06/09; +PR 1JB,1KD,1KK,1KP / 1KS,1KT; für Fahrzeuge mit Schlechtwegeausfüh- rung; Scheiben/Trommel	2	24.3727-0176.2 580176	L= 1.640
			➔	⚠; → 06/09; +PR 1JB,1KD,1KK,1KP / 1KS,1KT; für Fahrzeuge mit Schlechtwegeausfüh- rung; Scheibenbremse	2	24.3727-0198.2 580198	L= 1.645
			➔	⚠; → 06/09; für Fahrzeuge ohne Schlechtwegeaus- führung	2	24.3727-0199.2 580199	L= 1.580
			➔	⚠; → 06/09; +PR 1JB,1KM; für Fahrzeuge mit Schlechtwegeausfüh- rung; Scheiben/Trommel	2	24.3727-2504.2 582504	L= 1.580
1.4 16V	55	09/02→12/07	➔	⚠; 10/02→; +PR 1JB,1KD,1KK,1KP / 1KS,1KT; für Fahrzeuge mit Schlechtwegeausfüh- rung; Scheiben/Trommel	2	24.3727-0176.2 580176	L= 1.640
			➔	⚠; 10/02→; +PR 1JB,1KD,1KK,1KP / 1KS,1KT; für Fahrzeuge mit Schlechtwegeausfüh- rung; Scheibenbremse	2	24.3727-0198.2 580198	L= 1.645
			➔	⚠; 10/02→; für Fahrzeuge ohne Schlechtwegeaus- führung	2	24.3727-0199.2 580199	L= 1.580
			➔	⚠; 10/02→; +PR 1JB,1KM; für Fahrzeuge mit Schlechtwegeausfüh- rung; Scheiben/Trommel	2	24.3727-2504.2 582504	L= 1.580
1.9 SDI 1.9 TDI 2.0	47 74 85	09/02→11/09 09/02→11/09 09/02→11/09	➔	⚠; 10/02→ 06/09; +PR 1JB,1KD,1KK,1KP / 1KS,1KT; für Fahrzeuge mit Schlechtwegeausfüh- rung; Scheiben/Trommel	2	24.3727-0176.2 580176	L= 1.640
			➔	⚠; 10/02→ 06/09; +PR 1JB,1KD,1KK,1KP / 1KS,1KT; für Fahrzeuge mit Schlechtwegeausfüh- rung; Scheibenbremse	2	24.3727-0198.2 580198	L= 1.645
			➔	⚠; 10/02→ 06/09; für Fahrzeuge ohne Schlechtwegeaus- führung	2	24.3727-0199.2 580199	L= 1.580
			➔	⚠; 10/02→ 06/09; +PR 1JB,1KM; für Fahrzeuge mit Schlechtwegeausfüh- rung; Scheiben/Trommel	2	24.3727-2504.2 582504	L= 1.580
SEAT - CORDOBA Vario (6K5) 07/96→12/02							
 Radbremszylinder							
1.4 16V 1.9 SDI	55 50	06/99→12/02 06/99→12/02	➔	→ 09/02		24.3217-0908.3 020167	Ø 17,46 ALU
1.4 i 1.6 i	44 55	09/96→12/02 09/96→12/02	➔	→ 12/96		03.3217-2112.3 020027 24.3217-0908.3 020167	Ø 17,46 GG Ø 17,46 ALU
			➔	06/99→ 09/02		24.3217-0908.3 020167	Ø 17,46 ALU
			➔	01/97→ 05/99; +PR 1KA,1KB		24.3217-0908.3 020167	Ø 17,46 ALU
			➔	01/97→ 05/99; +PR 1KM		24.3219-0909.3 020188	Ø 19,05 ALU
1.6 i	55	05/97→06/99	➔	→ 05/99; +PR 1KA,1KB		24.3217-0908.3 020167	Ø 17,46 ALU
			➔	→ 05/99; +PR 1KB		24.3217-0908.3 020167	Ø 17,46 ALU
↓							










	kW			 	! #		
SEAT - CORDOBA Vario (6K5) 07/96→12/02							
 Radbremszylinder							
1.6 i	55	05/97→06/99	➡	→ 05/99; +PR 1KM		24.3219-0909.3 020188	Ø 19,05 ALU
1.6 i	74	09/96→12/02	➡	→ 12/96		03.3217-2112.3 020027	Ø 17,46 GG
						24.3217-0908.3 020167	Ø 17,46 ALU
			➡	01/97→ 05/99; +PR 1KA,1KB		24.3217-0908.3 020167	Ø 17,46 ALU
			➡	06/99→ 09/02		24.3219-0909.3 020188	Ø 19,05 ALU
1.9 SDI	47	09/96→06/99	➡	→ 12/96		03.3217-2112.3 020027	Ø 17,46 GG
						24.3217-0908.3 020167	Ø 17,46 ALU
1.9 SDI	47	09/96→06/99	➡	01/97→ 05/99; +PR 1KB		24.3217-0908.3 020167	Ø 17,46 ALU
			➡	01/97→ 05/99; +PR 1KM		24.3219-0909.3 020188	Ø 19,05 ALU
1.9 TDI	66	08/96→12/02	➡	→ 12/96		03.3217-2112.3 020027	Ø 17,46 GG
						24.3217-0908.3 020167	Ø 17,46 ALU
			➡	06/99→ 09/02		24.3217-0908.3 020167	Ø 17,46 ALU
			➡	01/97→ 05/99; +PR 1KB		24.3217-0908.3 020167	Ø 17,46 ALU
1.9 TDI	66	08/96→12/02	➡	01/97→ 05/99; +PR 1KM		24.3219-0909.3 020188	Ø 19,05 ALU
			➡	→ 12/96		24.3219-0909.3 020188	Ø 19,05 ALU
Zubehörsatz, Bremsbacken							
1.4 16V	55	06/99→12/02		→ 09/02		03.0137-9168.2 669168	VW
1.9 SDI	50	06/99→12/02					
1.4 i	44	09/96→12/02		06/99→ 09/02		03.0137-9168.2 669168	VW
1.6 i	55	09/96→12/02	➡	01/97→ 05/99; +PR 1KA		03.0137-9008.2 669008	
			➡	→ 12/96; - ABS		03.0137-9008.2 669008	
			➡	→ 12/96; + ABS		03.0137-9168.2 669168	VW
			➡	01/97→ 05/99; +PR 1KB,1KM		03.0137-9168.2 669168	VW
1.6 i	55	05/97→06/99	➡	→ 05/99; +PR 1KA		03.0137-9008.2 669008	
			➡	→ 05/99; +PR 1KB,1KM		03.0137-9168.2 669168	VW
1.9 SDI	47	09/96→06/99	➡	01/97→ 05/99; +PR 1KB,1KM		03.0137-9168.2 669168	VW
			➡	→ 12/96		03.0137-9168.2 669168	VW
1.9 TDI	66	08/96→12/02		06/99→ 09/02		03.0137-9168.2 669168	VW
			➡	01/97→ 05/99; +PR 1KB,1KM		03.0137-9168.2 669168	VW
			➡	→ 12/96		03.0137-9168.2 669168	VW
 Bremstrommel							
1.4 16V	55	06/99→12/02	➡	→ 09/02		24.0220-0032.1 480130	Ø 200,0 x 50,1 / 201,5
1.9 SDI	50	06/99→12/02					
1.4 i	44	09/96→12/02	➡	→ 05/99; - ABS		24.0218-0007.1 480003	Ø 180,0 x 38,5 / 181 - RLG
1.6 i	55	09/96→12/02				24.0218-0707.2 480211	Ø 180,0 x 38,5 / 181 + RLG
			➡	→ 6K-X-290000; + ABS		24.0220-0018.1 480019	Ø 200,0 x 50 / 201 - RLG / - ABS Ring
						24.0220-0718.2 480209	Ø 200,0 x 50 / 201 + RLG / - ABS Ring
			➡	06/99→ 09/02		24.0220-0032.1 480130	Ø 200,0 x 50,1 / 201,5
1.6 i	74	09/96→12/02	➡	6K-X-290001→; → 05/99; + ABS		24.0220-0032.1 480130	Ø 200,0 x 50,1 / 201,5
			➡	→ 05/99; - ABS		24.0218-0007.1 480003	Ø 180,0 x 38,5 / 181 - RLG
			➡	→ 6K-X-290000		24.0220-0018.1 480019	Ø 200,0 x 50 / 201 - RLG / - ABS Ring
						24.0220-0718.2 480209	Ø 200,0 x 50 / 201 + RLG / - ABS Ring
1.6 i	55	05/97→06/99	➡	→ 05/99; - ABS		24.0218-0007.1 480003	Ø 180,0 x 38,5 / 181 - RLG
						24.0218-0707.2 480211	Ø 180,0 x 38,5 / 181 + RLG
			➡	→ 6K-X-290000		24.0220-0018.1 480019	Ø 200,0 x 50 / 201 - RLG / - ABS Ring
						24.0220-0718.2 480209	Ø 200,0 x 50 / 201 + RLG / - ABS Ring
1.6 i	55	05/97→06/99	➡	→ 6K-X-290000; + ABS		24.0220-0018.1 480019	Ø 200,0 x 50 / 201 - RLG / - ABS Ring
						24.0220-0718.2 480209	Ø 200,0 x 50 / 201 + RLG / - ABS Ring
			➡	6K-X-290001→; → 05/99		24.0220-0032.1 480130	Ø 200,0 x 50,1 / 201,5
			➡	6K-X-290001→; → 05/99; + ABS		24.0220-0032.1 480130	Ø 200,0 x 50,1 / 201,5
1.9 SDI	47	09/96→06/99	➡	→ 6K-X-290000		24.0220-0018.1 480019	Ø 200,0 x 50 / 201 - RLG / - ABS Ring
						24.0220-0718.2 480209	Ø 200,0 x 50 / 201 + RLG / - ABS Ring
			➡	6K-X-290001→; → 05/99		24.0220-0032.1 480130	Ø 200,0 x 50,1 / 201,5
↓							












	kw			 	! #		
SEAT - CORDOBA Vario (6K5) 07/96→12/02							
Bremstrommel							
1.9 TDI	66	08/96→12/02	➡	→ 6K-X-290000	24.0220-0018.1	480019	Ø 200,0 x 50 / 201 - RLG / - ABS Ring
					24.0220-0718.2	480209	Ø 200,0 x 50 / 201 + RLG / - ABS Ring
			➡	06/99→ 09/02	24.0220-0032.1	480130	Ø 200,0 x 50,1 / 201,5
			➡	6K-X-290001→; → 05/99	24.0220-0032.1	480130	Ø 200,0 x 50,1 / 201,5
Bremsbackensatz							
1.4 16V 1.9 SDI	55 50	06/99→12/02 06/99→12/02	➡	→ 09/02	03.0137-0268.2	650268	VW Ø 200 x 40 + HEB
					03.0520-1517.3	691517	VW Ø 200 x 40 Ø 17,46 + RZ / + Zub TopKit
1.4 i 1.6 i	44 55	09/96→12/02 09/96→12/02	➡	01/97→ 05/99; +PR 1KA	03.0137-0126.2	650126	Ø 180 x 31 + HEB
			➡	→ 12/96; - ABS	03.0137-0126.2	650126	Ø 180 x 31 + HEB
			➡	→ 12/96; + ABS	03.0137-0268.2	650268	VW Ø 200 x 40 + HEB
			➡	06/99→ 09/02	03.0137-0268.2	650268	VW Ø 200 x 40 + HEB
					03.0520-1517.3	691517	VW Ø 200 x 40 Ø 17,46 + RZ / + Zub TopKit
			➡	01/97→ 05/99; +PR 1KB,1KM	03.0137-0268.2	650268	VW Ø 200 x 40 + HEB
			➡	→ 05/99; - ABS	03.0420-0617.3	680617	VW Ø 180 x 31 Ø 17,46 + RZ / + Zub Kit
		03.0520-3917.3	693917	VW Ø 180 x 31 Ø 17,46 + RZ / + Zub TopKit			
➡	→ 05/99; + ABS	03.0420-1517.3	681517	VW Ø 200 x 40 Ø 17,46 + RZ / + Zub Kit			
			03.0520-1517.3	691517	VW Ø 200 x 40 Ø 17,46 + RZ / + Zub TopKit		
1.6 i	55	05/97→06/99	➡	→ 05/99; +PR 1KA	03.0137-0126.2	650126	Ø 180 x 31 + HEB
			➡	→ 05/99; +PR 1KB,1KM	03.0137-0268.2	650268	VW Ø 200 x 40 + HEB
			➡	→ 05/99; - ABS	03.0420-0617.3	680617	VW Ø 180 x 31 Ø 17,46 + RZ / + Zub Kit
					03.0520-3917.3	693917	VW Ø 180 x 31 Ø 17,46 + RZ / + Zub TopKit
			➡	→ 05/99	03.0420-1517.3	681517	VW Ø 200 x 40 Ø 17,46 + RZ / + Zub Kit
					03.0520-1517.3	691517	VW Ø 200 x 40 Ø 17,46 + RZ / + Zub TopKit
➡	→ 05/99; + ABS	03.0420-1517.3	681517	VW Ø 200 x 40 Ø 17,46 + RZ / + Zub Kit			
			03.0520-1517.3	691517	VW Ø 200 x 40 Ø 17,46 + RZ / + Zub TopKit		
1.6 i	74	09/96→12/02	➡	01/97→ 05/99; +PR 1KA	03.0137-0126.2	650126	Ø 180 x 31 + HEB
			➡	→ 12/96; - ABS	03.0137-0126.2	650126	Ø 180 x 31 + HEB
			➡	→ 12/96; + ABS	03.0137-0268.2	650268	VW Ø 200 x 40 + HEB
			➡	06/99→ 09/02	03.0137-0268.2	650268	VW Ø 200 x 40 + HEB
			➡	01/97→ 05/99; +PR 1KB,1KM	03.0137-0268.2	650268	VW Ø 200 x 40 + HEB
			➡	→ 05/99; - ABS	03.0420-0617.3	680617	VW Ø 180 x 31 Ø 17,46 + RZ / + Zub Kit
					03.0520-3917.3	693917	VW Ø 180 x 31 Ø 17,46 + RZ / + Zub TopKit
			➡	→ 05/99; + ABS	03.0420-1517.3	681517	VW Ø 200 x 40 Ø 17,46 + RZ / + Zub Kit
			03.0520-1517.3	691517	VW Ø 200 x 40 Ø 17,46 + RZ / + Zub TopKit		
1.9 SDI	47	09/96→06/99	➡	01/97→ 05/99; +PR 1KB,1KM	03.0137-0268.2	650268	VW Ø 200 x 40 + HEB
			➡	→ 12/96	03.0137-0268.2	650268	VW Ø 200 x 40 + HEB
			➡	→ 05/99	03.0420-1517.3	681517	VW Ø 200 x 40 Ø 17,46 + RZ / + Zub Kit
				03.0520-1517.3	691517	VW Ø 200 x 40 Ø 17,46 + RZ / + Zub TopKit	
1.9 TDI	66	08/96→12/02	➡	06/99→ 09/02	03.0137-0268.2	650268	VW Ø 200 x 40 + HEB
					03.0520-1517.3	691517	VW Ø 200 x 40 Ø 17,46 + RZ / + Zub TopKit
			➡	01/97→ 05/99; +PR 1KB,1KM	03.0137-0268.2	650268	VW Ø 200 x 40 + HEB
			➡	→ 12/96	03.0137-0268.2	650268	VW Ø 200 x 40 + HEB












	kw			 	! #		
SEAT - CORDOBA Vario (6K5) 07/96→12/02							
 Bremsbackensatz							
1.9 TDI	66	08/96→12/02	➔	→ 05/99		03.0420-1517.3 681517 03.0520-1517.3 691517	VW Ø 200 x 40 Ø 17,46 + RZ / + Zub Kit VW Ø 200 x 40 Ø 17,46 + RZ / + Zub TopKit
 Seilzug, Feststellbremse							
1.4 16V 1.9 SDI	55 50	06/99→12/02 06/99→12/02	➔	⏏; → 09/02; Trommelbremse	2	24.3727-0162.2 580162	L= 1.514
1.4 i 1.6 i 1.6 i	44 55 74	09/96→12/02 09/96→12/02 09/96→12/02	➔	⏏; 6K-W-169290→; → 05/99; Scheiben/Trommel; - ABS	2	24.3727-0161.2 580161	L= 1.512
			➔	⏏; 6K-ZR126719→ 6K-W-169289; Scheiben/Trommel	2	24.3727-0161.2 580161	L= 1.512
			➔	⏏; 6K-ZR663843→ 6K-W-169289; Scheiben/Trommel	2	24.3727-0161.2 580161	L= 1.512
			➔	⏏; 06/99→ 09/02; Trommelbremse	2	24.3727-0162.2 580162	L= 1.514
			➔	⏏; 6K-W-169290→; → 05/99; + ABS; Scheiben/Trommel	2	24.3727-0162.2 580162	L= 1.514
			➔	⏏; → 6K-ZR037976; Scheiben/Trommel	2	24.3727-2703.2 582703	L= 1.503
			➔	⏏; → 6K-ZR549075; Scheiben/Trommel	2	24.3727-2703.2 582703	L= 1.503
			➔	⏏; 6K-ZR549076→ 6K-ZR663842; Scheiben/Trommel	2	24.3727-2706.2 582706	L= 1.532
			➔	⏏; 6K-ZR037977→ 6K-ZR126718; Scheiben/Trommel	2	24.3727-2706.2 582706	L= 1.532
1.6 i	55	05/97→06/99	➔	⏏; 6K-W-169290→; → 05/99; Scheiben/Trommel; - ABS	2	24.3727-0161.2 580161	L= 1.512
			➔	⏏; 6K-ZR126719→ 6K-W-169289; Scheiben/Trommel	2	24.3727-0161.2 580161	L= 1.512
			➔	⏏; 6K-ZR663843→ 6K-W-169289; Scheiben/Trommel	2	24.3727-0161.2 580161	L= 1.512
			➔	⏏; 6K-W-169290→; → 05/99; + ABS; Scheiben/Trommel	2	24.3727-0162.2 580162	L= 1.514
			➔	⏏; → 6K-ZR037976; Scheiben/Trommel	2	24.3727-2703.2 582703	L= 1.503
			➔	⏏; → 6K-ZR549075; Scheiben/Trommel	2	24.3727-2703.2 582703	L= 1.503
			➔	⏏; 6K-ZR549076→ 6K-ZR663842; Scheiben/Trommel	2	24.3727-2706.2 582706	L= 1.532
			➔	⏏; 6K-ZR037977→ 6K-ZR126718; Scheiben/Trommel	2	24.3727-2706.2 582706	L= 1.532
1.9 TDI	66	08/96→12/02	➔	⏏; 06/99→ 09/02; Trommelbremse	2	24.3727-0162.2 580162	L= 1.514
1.9 TDI	81	07/97→12/02	➔	⏏; 06/99→ 09/02; Scheibenbremse	2	24.3727-0165.2 580165	L= 1.641
SEAT - IBIZA II (6K1) 03/93→05/02							
 Radbremszylinder							
1.0 1.4 1.6 i	33 40 55	03/93→09/96 12/97→04/99 09/94→06/99	➔	- ABS		03.3217-2112.3 020027 24.3217-0908.3 020167	Ø 17,46 GG Ø 17,46 ALU
1.9 D 1.9 D 1.9 TD	47 50 55	04/93→08/96 10/94→08/96 03/93→08/96	➔	+ ABS		24.3219-0909.3 020188	Ø 19,05 ALU
1.0 i 1.4 i 1.6 i 1.9 TDI	37 44 55 66	09/96→02/02 09/93→02/02 03/93→02/02 08/96→02/02	➔	→ 07/99; - ABS		03.3217-2112.3 020027 24.3217-0908.3 020167	Ø 17,46 GG Ø 17,46 ALU
			➔	08/99→ 01/02		24.3217-0908.3 020167	Ø 17,46 ALU
			➔	→ 07/99; + ABS		24.3219-0909.3 020188	Ø 19,05 ALU
1.3 i 1.8 i 1.9 SDI	40 66 47	03/93→08/99 03/93→08/99 08/96→08/99	➔	→ 07/99; - ABS		03.3217-2112.3 020027 24.3217-0908.3 020167	Ø 17,46 GG Ø 17,46 ALU
			➔	→ 07/99; + ABS		24.3219-0909.3 020188	Ø 19,05 ALU
1.4 16V 1.9 SDI	55 50	05/00→02/02 08/99→02/02	➔	→ 01/02		24.3217-0908.3 020167	Ø 17,46 ALU
1.4 i 16V 1.6 i	74 74	06/97→02/02 04/96→02/02	➔	→ 07/99; - ABS		03.3217-2112.3 020027 24.3217-0908.3 020167	Ø 17,46 GG Ø 17,46 ALU
			➔	08/99→ 01/02		24.3219-0909.3 020188	Ø 19,05 ALU
			➔	→ 07/99; + ABS		24.3219-0909.3 020188	Ø 19,05 ALU
1.8 i 16V	95	11/93→08/96	➔	02/94→; - ABS		03.3217-2112.3 020027 24.3217-0908.3 020167	Ø 17,46 GG Ø 17,46 ALU
			➔	02/94→; + ABS		24.3219-0909.3 020188	Ø 19,05 ALU











	kw			 	! #		
SEAT - IBIZA II (6K1) 03/93→05/02							
Zubehörsatz, Bremsbacken							
1.0	33	03/93→09/96	➡	- ABS		03.0137-9008.2 669008	
1.4	40	12/97→04/99					
1.6 i	55	09/94→06/99	➡	+ ABS		03.0137-9168.2 669168	VW
1.0 i	37	09/96→02/02		08/99→ 01/02		03.0137-9168.2 669168	VW
1.4 i	44	09/93→02/02					
1.4 i 16V	74	06/97→02/02	➡	→ 07/99; - ABS		03.0137-9008.2 669008	
1.6 i	55	03/93→02/02	➡	→ 07/99; + ABS		03.0137-9168.2 669168	VW
1.6 i	74	04/96→02/02					
1.3 i	40	03/93→08/99	➡	→ 07/99; - ABS		03.0137-9008.2 669008	
			➡	→ 07/99		03.0137-9168.2 669168	VW
1.4 16V	55	05/00→02/02		→ 01/02		03.0137-9168.2 669168	VW
1.9 SDI	50	08/99→02/02					
1.8 i	66	03/93→08/99	➡	→ 07/99		03.0137-9168.2 669168	VW
1.9 SDI	47	08/96→08/99					
1.9 D	47	04/93→08/96	➡			03.0137-9168.2 669168	VW
1.9 D	50	10/94→08/96					
1.9 TD	55	03/93→08/96					
1.9 TDI	66	08/96→02/02		08/99→ 01/02		03.0137-9168.2 669168	VW
			➡	→ 07/99		03.0137-9168.2 669168	VW
 Bremstrommel							
1.0	33	03/93→09/96	➡	- ABS		24.0218-0007.1 480003	Ø 180,0 x 38,5 / 181 - RLG
1.4	40	12/97→04/99				24.0218-0707.2 480211	Ø 180,0 x 38,5 / 181 + RLG
1.6 i	55	09/94→06/99	➡	+ ABS		24.0220-0018.1 480019	Ø 200,0 x 50 / 201 - RLG / - ABS Ring
						24.0220-0718.2 480209	Ø 200,0 x 50 / 201 + RLG / - ABS Ring
1.0 i	37	09/96→02/02	➡	→ 07/99; - ABS		24.0218-0007.1 480003	Ø 180,0 x 38,5 / 181 - RLG
1.4 i	44	09/93→02/02				24.0218-0707.2 480211	Ø 180,0 x 38,5 / 181 + RLG
1.4 i 16V	74	06/97→02/02					
1.6 i	55	03/93→02/02	➡	→ 07/99; + ABS		24.0220-0018.1 480019	Ø 200,0 x 50 / 201 - RLG / - ABS Ring
1.6 i	74	04/96→02/02				24.0220-0718.2 480209	Ø 200,0 x 50 / 201 + RLG / - ABS Ring
			➡	08/99→ 01/02		24.0220-0032.1 480130	Ø 200,0 x 50,1 / 201,5
1.3 i	40	03/93→08/99	➡	→ 07/99; - ABS		24.0218-0007.1 480003	Ø 180,0 x 38,5 / 181 - RLG
						24.0218-0707.2 480211	Ø 180,0 x 38,5 / 181 + RLG
			➡	→ 07/99; + ABS		24.0220-0018.1 480019	Ø 200,0 x 50 / 201 - RLG / - ABS Ring
						24.0220-0718.2 480209	Ø 200,0 x 50 / 201 + RLG / - ABS Ring
1.4 16V	55	05/00→02/02	➡	→ 01/02		24.0220-0032.1 480130	Ø 200,0 x 50,1 / 201,5
1.9 SDI	50	08/99→02/02					
1.8 i	66	03/93→08/99	➡	→ 07/99		24.0220-0018.1 480019	Ø 200,0 x 50 / 201 - RLG / - ABS Ring
1.9 SDI	47	08/96→08/99				24.0220-0718.2 480209	Ø 200,0 x 50 / 201 + RLG / - ABS Ring
1.9 D	47	04/93→08/96	➡			24.0220-0018.1 480019	Ø 200,0 x 50 / 201 - RLG / - ABS Ring
1.9 D	50	10/94→08/96					
1.9 TD	55	03/93→08/96				24.0220-0718.2 480209	Ø 200,0 x 50 / 201 + RLG / - ABS Ring
1.9 TDI	66	08/96→02/02	➡	→ 07/99		24.0220-0018.1 480019	Ø 200,0 x 50 / 201 - RLG / - ABS Ring
						24.0220-0718.2 480209	Ø 200,0 x 50 / 201 + RLG / - ABS Ring
			➡	08/99→ 01/02		24.0220-0032.1 480130	Ø 200,0 x 50,1 / 201,5
 Bremsbackensatz							
1.0	33	03/93→09/96	➡	- ABS		03.0137-0126.2 650126	Ø 180 x 31 + HEB
1.4	40	12/97→04/99				03.0420-0617.3 680617	VW Ø 180 x 31 Ø 17,46 + RZ / + Zub Kit
1.6 i	55	09/94→06/99				03.0520-3917.3 693917	VW Ø 180 x 31 Ø 17,46 + RZ / + Zub TopKit
			➡	+ ABS		03.0137-0268.2 650268	VW Ø 200 x 40 + HEB
						03.0420-1517.3 681517	VW Ø 200 x 40 Ø 17,46 + RZ / + Zub Kit
						03.0520-1517.3 691517	VW Ø 200 x 40 Ø 17,46 + RZ / + Zub TopKit
1.0 i	37	09/96→02/02	➡	→ 07/99; - ABS		03.0137-0126.2 650126	Ø 180 x 31 + HEB
1.4 i	44	09/93→02/02					
1.6 i	55	03/93→02/02					












	kw			 	! #		
SEAT - IBIZA II (6K1) 03/93→05/02							
Bremsbackensatz							
1.0 i 1.4 i 1.6 i	37 44 55	09/96→02/02 09/93→02/02 03/93→02/02	➔	→ 07/99; - ABS		03.0420-0617.3 680617 03.0520-3917.3 693917	VW Ø 180 x 31 Ø 17,46 + RZ / + Zub Kit VW Ø 180 x 31 Ø 17,46 + RZ / + Zub TopKit
			➔	08/99→ 01/02		03.0137-0268.2 650268 03.0520-1517.3 691517	VW Ø 200 x 40 + HEB VW Ø 200 x 40 Ø 17,46 + RZ / + Zub TopKit
			➔	→ 07/99; + ABS		03.0137-0268.2 650268 03.0420-1517.3 681517 03.0520-1517.3 691517	VW Ø 200 x 40 + HEB VW Ø 200 x 40 Ø 17,46 + RZ / + Zub Kit VW Ø 200 x 40 Ø 17,46 + RZ / + Zub TopKit
1.3 i	40	03/93→08/99	➔	→ 07/99; - ABS		03.0137-0126.2 650126 03.0420-0617.3 680617 03.0520-3917.3 693917	Ø 180 x 31 + HEB VW Ø 180 x 31 Ø 17,46 + RZ / + Zub Kit VW Ø 180 x 31 Ø 17,46 + RZ / + Zub TopKit
			➔	→ 07/99		03.0137-0268.2 650268	VW Ø 200 x 40 + HEB
			➔	→ 07/99; + ABS		03.0420-1517.3 681517 03.0520-1517.3 691517	VW Ø 200 x 40 Ø 17,46 + RZ / + Zub Kit VW Ø 200 x 40 Ø 17,46 + RZ / + Zub TopKit
1.4 16V 1.9 SDI	55 50	05/00→02/02 08/99→02/02	➔	→ 01/02		03.0137-0268.2 650268 03.0520-1517.3 691517	VW Ø 200 x 40 + HEB VW Ø 200 x 40 Ø 17,46 + RZ / + Zub TopKit
1.4 i 16V 1.6 i	74 74	06/97→02/02 04/96→02/02	➔	→ 07/99; - ABS		03.0137-0126.2 650126 03.0420-0617.3 680617 03.0520-3917.3 693917	Ø 180 x 31 + HEB VW Ø 180 x 31 Ø 17,46 + RZ / + Zub Kit VW Ø 180 x 31 Ø 17,46 + RZ / + Zub TopKit
			➔	08/99→ 01/02		03.0137-0268.2 650268	VW Ø 200 x 40 + HEB
			➔	→ 07/99; + ABS		03.0137-0268.2 650268 03.0420-1517.3 681517 03.0520-1517.3 691517	VW Ø 200 x 40 + HEB VW Ø 200 x 40 Ø 17,46 + RZ / + Zub Kit VW Ø 200 x 40 Ø 17,46 + RZ / + Zub TopKit
1.8 i 1.9 SDI	66 47	03/93→08/99 08/96→08/99	➔	→ 07/99		03.0137-0268.2 650268 03.0420-1517.3 681517 03.0520-1517.3 691517	VW Ø 200 x 40 + HEB VW Ø 200 x 40 Ø 17,46 + RZ / + Zub Kit VW Ø 200 x 40 Ø 17,46 + RZ / + Zub TopKit
1.9 D 1.9 D 1.9 TD	47 50 55	04/93→08/96 10/94→08/96 03/93→08/96	➔			03.0137-0268.2 650268 03.0420-1517.3 681517 03.0520-1517.3 691517	VW Ø 200 x 40 + HEB VW Ø 200 x 40 Ø 17,46 + RZ / + Zub Kit VW Ø 200 x 40 Ø 17,46 + RZ / + Zub TopKit
1.9 TDI	66	08/96→02/02	➔	→ 07/99		03.0137-0268.2 650268 03.0420-1517.3 681517 03.0520-1517.3 691517	VW Ø 200 x 40 + HEB VW Ø 200 x 40 Ø 17,46 + RZ / + Zub Kit VW Ø 200 x 40 Ø 17,46 + RZ / + Zub TopKit
			➔	08/99→ 01/02		03.0137-0268.2 650268 03.0520-1517.3 691517	VW Ø 200 x 40 + HEB VW Ø 200 x 40 Ø 17,46 + RZ / + Zub TopKit
Seilzug, Feststellbremse							
1.0 1.4 1.6 i	33 40 55	03/93→09/96 12/97→04/99 09/94→06/99	➔	⏏; 6K-W-169290→; - ABS; Trommelbremse	2	24.3727-0161.2 580161	L= 1.512
			➔	⏏; 6K-ZR126719→ 6K-W-169289; Scheiben/Trommel	2	24.3727-0161.2 580161	L= 1.512
			➔	⏏; 6K-ZR663843→ 6K-W-169289; Scheiben/Trommel	2	24.3727-0161.2 580161	L= 1.512
			➔	⏏; 6K-W-169290→; + ABS; Scheiben/Trommel	2	24.3727-0162.2 580162	L= 1.514
			➔	⏏; → 6K-ZR037976; Scheiben/Trommel	2	24.3727-2703.2 582703	L= 1.503
			➔	⏏; → 6K-ZR549075; Scheiben/Trommel	2	24.3727-2703.2 582703	L= 1.503
			➔	⏏; 6K-ZR549076→ 6K-ZR663842; Scheiben/Trommel	2	24.3727-2706.2 582706	L= 1.532












	kw			 	! #		
SEAT - IBIZA II (6K1) 03/93→05/02							
 Seilzug, Feststellbremse							
1.0 1.4 1.6 i	33 40 55	03/93→09/96 12/97→04/99 09/94→06/99	➡	⚠; 6K-ZR037977→6K-ZR126718; Scheiben/Trommel	2	24.3727-2706.2 582706	L= 1.532
1.0 i 1.4 i 1.4 i 16V 1.6 i 1.6 i	37 44 74 55 74	09/96→02/02 09/93→02/02 06/97→02/02 03/93→02/02 04/96→02/02	➡	⚠; 6K-W-169290→; → 07/99; - ABS; Trommelbremse	2	24.3727-0161.2 580161	L= 1.512
			➡	⚠; 6K-ZR126719→6K-W-169289; Scheiben/Trommel	2	24.3727-0161.2 580161	L= 1.512
			➡	⚠; 6K-ZR663843→6K-W-169289; Scheiben/Trommel	2	24.3727-0161.2 580161	L= 1.512
			➡	⚠; 6K-W-169290→; → 07/99; + ABS; Scheiben/Trommel	2	24.3727-0162.2 580162	L= 1.514
			➡	⚠; 08/99→ 01/02; Trommelbremse	2	24.3727-0162.2 580162	L= 1.514
			➡	⚠; → 6K-ZR549075; Scheiben/Trommel	2	24.3727-2703.2 582703	L= 1.503
			➡	⚠; → 6K-ZR037976; Scheiben/Trommel	2	24.3727-2703.2 582703	L= 1.503
			➡	⚠; 6K-ZR549076→6K-ZR663842; Scheiben/Trommel	2	24.3727-2706.2 582706	L= 1.532
			➡	⚠; 6K-ZR037977→6K-ZR126718; Scheiben/Trommel	2	24.3727-2706.2 582706	L= 1.532
1.3 i	40	03/93→08/99	➡	⚠; 6K-ZR126719→6K-W-169289; Scheiben/Trommel	2	24.3727-0161.2 580161	L= 1.512
			➡	⚠; 6K-W-169290→; → 07/99; - ABS; Trommelbremse	2	24.3727-0161.2 580161	L= 1.512
			➡	⚠; 6K-ZR663843→6K-W-169289; Scheiben/Trommel	2	24.3727-0161.2 580161	L= 1.512
			➡	⚠; 6K-W-169290→; → 07/99; + ABS; Scheiben/Trommel	2	24.3727-0162.2 580162	L= 1.514
			➡	⚠; → 6K-ZR549075; Scheiben/Trommel	2	24.3727-2703.2 582703	L= 1.503
			➡	⚠; → 6K-ZR037976; Scheiben/Trommel	2	24.3727-2703.2 582703	L= 1.503
			➡	⚠; 6K-ZR549076→6K-ZR663842; Scheiben/Trommel	2	24.3727-2706.2 582706	L= 1.532
			➡	⚠; 6K-ZR037977→6K-ZR126718; Scheiben/Trommel	2	24.3727-2706.2 582706	L= 1.532
1.4 16V 1.9 SDI	55 50	05/00→02/02 08/99→02/02	➡	⚠; → 01/02; Trommelbremse	2	24.3727-0162.2 580162	L= 1.514
1.8 i 16V	95	11/93→08/96	➡	⚠; 6K-W-169290→; Scheibenbremse	2	24.3727-0165.2 580165	L= 1.641
			➡	⚠; 6K-ZR610015→6K-V-013236; Scheibenbremse	2	24.3727-2704.2 582704	L= 1.632
			➡	⚠; 6K-ZR085726→6K-V-000537; Scheibenbremse	2	24.3727-2704.2 582704	L= 1.632
1.8 T 20V Cupra	115	07/00→02/02	➡	⚠; → 01/02; Scheibenbremse	2	24.3727-0165.2 580165	L= 1.641
1.9 D 1.9 D 1.9 TD	47 50 55	04/93→08/96 10/94→08/96 03/93→08/96	➡	⚠; 6K-ZR126719→; Scheiben/Trommel	2	24.3727-0161.2 580161	L= 1.512
			➡	⚠; 6K-ZR663843→; Scheiben/Trommel	2	24.3727-0161.2 580161	L= 1.512
			➡	⚠; → 6K-ZR037976; Scheiben/Trommel	2	24.3727-2703.2 582703	L= 1.503
			➡	⚠; → 6K-ZR549075; Scheiben/Trommel	2	24.3727-2703.2 582703	L= 1.503
			➡	⚠; 6K-ZR037977→6K-ZR126718; Scheiben/Trommel	2	24.3727-2706.2 582706	L= 1.532
			➡	⚠; 6K-ZR549076→6K-ZR663842; Scheiben/Trommel	2	24.3727-2706.2 582706	L= 1.532
1.9 TDI	66	08/96→02/02	➡	⚠; 08/99→ 01/02; Trommelbremse	2	24.3727-0162.2 580162	L= 1.514
1.9 TDI	81	02/97→02/02	➡	⚠; 6K-W-169290→; → 07/99; Scheibenbremse	2	24.3727-0165.2 580165	L= 1.641
			➡	⚠; 08/99→ 01/02; Scheibenbremse	2	24.3727-0165.2 580165	L= 1.641
			➡	⚠; 6K-ZR085726→6K-V-000537; Scheibenbremse	2	24.3727-2704.2 582704	L= 1.632
			➡	⚠; 6K-ZR610015→6K-V-013236; Scheibenbremse	2	24.3727-2704.2 582704	L= 1.632
2.0 i 2.0 i 16V	85 110	03/93→08/99 08/96→08/99	➡	⚠; 6K-W-169290→; → 07/99; Scheibenbremse	2	24.3727-0165.2 580165	L= 1.641
			➡	⚠; 6K-ZR610015→6K-V-013236; Scheibenbremse	2	24.3727-2704.2 582704	L= 1.632
			➡	⚠; 6K-ZR085726→6K-V-000537; Scheibenbremse	2	24.3727-2704.2 582704	L= 1.632
SEAT - IBIZA III (6L1) 02/02→11/09							
 Radbremszylinder							
1.2 1.2 1.2 12V	44 47 51	06/07→05/08 02/02→06/06 05/06→11/09	➡	6L-7-108 001→		24.3217-0908.3 020167	Ø 17,46 ALU
↓			➡	⚠; → 6L-7-108 000		24.3219-0909.3 020188	Ø 19,05 ALU













	kw			 	! #		
SEAT - IBIZA III (6L1) 02/02→11/09							
 Radbremszylinder							
1.4 16V	55	02/02→12/07	➔	6L-7-108 001→		24.3217-0908.3 020167	Ø 17,46 ALU
1.4 16V	63	05/06→11/09	➔	⬇; → 6L-7-108 000		24.3219-0909.3 020188	Ø 19,05 ALU
1.4 16V	74	02/02→11/09					
1.4 TDI	51	05/05→11/09					
1.4 TDI	55	05/02→12/05					
1.4 TDI	59	06/05→11/09					
1.6	74	02/03→11/09					
1.6 16V	77	11/06→11/09					
1.9 SDI	47	02/02→12/05					
1.9 TDI	74	02/02→11/09					
1.9 TDI	96	02/02→11/09					
1.9 TDI Cupra R	118	03/04→02/08					
2.0	85	04/02→11/09					
Zubehörsatz, Bremsbacken							
1.2	44	06/07→05/08	➔			03.0137-9168.2 669168	VW
1.2	47	02/02→06/06					
1.2 12V	51	05/06→11/09					
1.4 16V	55	02/02→12/07					
1.4 16V	63	05/06→11/09					
1.4 16V	74	02/02→11/09					
1.4 TDI	51	05/05→11/09					
1.4 TDI	55	05/02→12/05					
1.4 TDI	59	06/05→11/09					
1.6	74	02/03→11/09					
1.6 16V	77	11/06→11/09					
1.9 SDI	47	02/02→12/05					
1.9 TDI	74	02/02→11/09					
1.9 TDI	96	02/02→11/09					
1.9 TDI Cupra R	118	03/04→02/08					
2.0	85	04/02→11/09					
 Bremstrommel							
1.2	44	06/07→05/08	➔			24.0220-0037.1 480161	Ø 200,0 x 50,1 / 201,5
1.2	47	02/02→06/06					
1.2 12V	51	05/06→11/09					
1.4 16V	55	02/02→12/07					
1.4 16V	63	05/06→11/09					
1.4 16V	74	02/02→11/09					
1.4 TDI	51	05/05→11/09					
1.4 TDI	55	05/02→12/05					
1.4 TDI	59	06/05→11/09					
1.6	74	02/03→11/09					
1.6 16V	77	11/06→11/09					
1.9 SDI	47	02/02→12/05					
1.9 TDI	74	02/02→11/09					
1.9 TDI	96	02/02→11/09					
1.9 TDI Cupra R	118	03/04→02/08					
2.0	85	04/02→11/09					
 Bremsbackensatz							
1.2	44	06/07→05/08	➔			03.0137-0268.2 650268	VW Ø 200 x 40 + HEB
1.2	47	02/02→06/06					
1.2 12V	51	05/06→11/09	➔	6L-7-108 001→		03.0520-4817.3 694817	Ø 200 x 40 Ø 17,46 + RZ / + Zub TopKit
1.4 16V	55	02/02→12/07					
1.4 16V	63	05/06→11/09	➔	→ 6L-7-108 000		03.0520-8219.3 698219	VW Ø 200 x 40 Ø 19,05 + RZ / + Zub TopKit
1.4 16V	74	02/02→11/09					
1.4 TDI	51	05/05→11/09					
1.4 TDI	55	05/02→12/05					
1.4 TDI	59	06/05→11/09					
1.6	74	02/03→11/09					
1.6 16V	77	11/06→11/09					
1.9 SDI	47	02/02→12/05					
1.9 TDI	74	02/02→11/09					
1.9 TDI	96	02/02→11/09					
1.9 TDI Cupra R	118	03/04→02/08					
2.0	85	04/02→11/09					
 Seilzug, Feststellbremse							
1.2	44	06/07→05/08	➔	⬇; +PR 1KD,1KK,1KS,1KT / 1SE,1SJ; für Fahrzeuge mit Schlechtwegeausfüh- rung; Scheibenbremse	2	24.3727-0176.2 580176	L= 1.640
1.2	47	02/02→06/06				24.3727-0198.2 580198	L= 1.645
1.2 12V	51	05/06→11/09					
1.4 16V	55	02/02→12/07	➔	⬇; +PR 1KD,1KK,1KS,1KT / 1SE,1SJ; für Fahrzeuge ohne Schlechtwegeausfüh- rung; Scheibenbremse	2	24.3727-0197.2 580197	L= 1.645
1.4 16V	63	05/06→11/09					
1.4 16V	74	02/02→11/09					
1.4 TDI	51	05/05→11/09					
1.4 TDI	55	05/02→12/05	➔	⬇; +PR 1JB,1KM; für Fahrzeuge ohne Schlechtwegeausfüh- rung; Trommelbremse	2	24.3727-0199.2 580199	L= 1.580
1.4 TDI	59	06/05→11/09					
1.6	74	02/03→11/09					
1.6 16V	77	11/06→11/09					
1.8 T Cupra R	132	01/04→02/08					
1.8 T FR	110	12/03→05/08					












	kW			 	! #		
SEAT - IBIZA III (6L1) 02/02→11/09							
 Seilzug, Feststellbremse							
1.9 SDI 1.9 TDI 1.9 TDI 1.9 TDI Cupra R 2.0	47 74 96 118 85	02/02→12/05 02/02→11/09 02/02→11/09 03/04→02/08 04/02→11/09	➔	⚠; +PR 1JB,1KM; für Fahrzeuge mit Schlechtwegeausführung; Trommelbremse	2	24.3727-2504.2 582504	L= 1.580
SEAT - IBIZA IV (6J5, 6P1) 03/08→							
 Radbremszylinder							
1.0 1.0 TSI 1.0 TSI 1.2 1.2 TDI 1.2 TSI 1.2 TSI 1.2 TSI 1.2 TSI 1.4 TDI 1.4 TDI 1.4 TDI 1.4 TDI 1.6 LPG 1.9 TDI	55 70 81 44 55 63 66 77 81 55 59 66 77 60 66	05/15→ 05/15→ 05/15→ 07/09→ 05/10→ 08/12→ 05/15→ 09/10→ 09/15→ 05/15→ 07/08→06/10 05/15→ 05/15→ 05/11→ 07/08→06/10	➔	+PR 1KM		24.3219-0909.3 020188	Ø 19,05 ALU
1.2 1.4 1.6 1.9 TDI	51 63 77 77	03/08→ 03/08→ 05/08→ 03/08→06/10	➔	07/08→; +PR 1KM		24.3219-0909.3 020188	Ø 19,05 ALU
Zubehörsatz, Bremsbacken							
1.0 1.0 TSI 1.0 TSI 1.2 1.2 TDI 1.2 TSI 1.2 TSI 1.2 TSI 1.4 TDI 1.4 TDI 1.4 TDI 1.4 TDI 1.6 LPG 1.9 TDI	55 70 81 44 55 63 66 77 81 55 59 66 77 60 66	05/15→ 05/15→ 05/15→ 07/09→ 05/10→ 08/12→ 05/15→ 09/10→ 09/15→ 05/15→ 07/08→06/10 05/15→ 05/15→ 05/11→ 07/08→06/10	➔	+PR 1KM		03.0137-9168.2 669168	VW
1.2 1.4 1.6 1.9 TDI	51 63 77 77	03/08→ 03/08→ 05/08→ 03/08→06/10	➔	07/08→; +PR 1KM		03.0137-9168.2 669168	VW
 Bremstrommel							
1.0 1.0 TSI 1.0 TSI 1.2 1.2 TDI 1.2 TSI 1.2 TSI 1.2 TSI 1.4 TDI 1.4 TDI 1.4 TDI 1.4 TDI 1.6 LPG 1.9 TDI	55 70 81 44 55 63 66 77 81 55 59 66 77 60 66	05/15→ 05/15→ 05/15→ 07/09→ 05/10→ 08/12→ 05/15→ 09/10→ 09/15→ 05/15→ 07/08→06/10 05/15→ 05/15→ 05/11→ 07/08→06/10	➔	+PR 1KM		24.0220-0037.1 480161	Ø 200,0 x 50,1 / 201,5
1.2 1.4 1.6 1.9 TDI	51 63 77 77	03/08→ 03/08→ 05/08→ 03/08→06/10	➔	07/08→; +PR 1KM		24.0220-0037.1 480161	Ø 200,0 x 50,1 / 201,5
 Bremsbackensatz							
1.0 1.0 TSI 1.0 TSI 1.2 1.2 TDI 1.2 TSI 1.2 TSI 1.2 TSI 1.4 TDI 1.4 TDI 1.4 TDI 1.4 TDI 1.6 LPG 1.9 TDI	55 70 81 44 55 63 66 77 81 55 59 66 77 60 66	05/15→ 05/15→ 05/15→ 07/09→ 05/10→ 08/12→ 05/15→ 09/10→ 09/15→ 05/15→ 07/08→06/10 05/15→ 05/15→ 05/11→ 07/08→06/10	➔	+PR 1KM		03.0137-0268.2 650268 03.0520-8219.3 698219	VW Ø 200 x 40 + HEB VW Ø 200 x 40 Ø 19,05 + RZ / + Zub TopKit
↓							














	kw			 	! #		
SEAT - IBIZA IV (6J5, 6P1) 03/08→							
 Bremsbackensatz							
1.4 TDI	55	05/15→	➔	+PR 1KM		03.0137-0268.2 650268	VW Ø 200 x 40 + HEB
1.4 TDI	59	07/08→06/10				03.0520-8219.3 698219	VW Ø 200 x 40 Ø 19,05 + RZ / + Zub TopKit
1.4 TDI	66	05/15→					
1.4 TDI	77	05/15→					
1.6 LPG	60	05/11→					
1.9 TDI	66	07/08→06/10					
1.2	51	03/08→	➔	07/08→; +PR 1KM		03.0137-0268.2 650268	VW Ø 200 x 40 + HEB
1.4	63	03/08→				03.0520-8219.3 698219	VW Ø 200 x 40 Ø 19,05 + RZ / + Zub TopKit
1.6	77	05/08→					
1.9 TDI	77	03/08→06/10					
 Seilzug, Feststellbremse							
1.0	55	05/15→	➔	⬇; Trommelbremse	2	24.3727-3402.2 583402	L= 1.588
1.0 TSI	70	05/15→					
1.0 TSI	81	05/15→	➔	⬇; Scheibenbremse	2	24.3727-3403.2 583403	L= 1.642
1.2	44	07/09→					
1.2 TDI	55	05/10→					
1.2 TSI	63	08/12→					
1.2 TSI	66	05/15→					
1.2 TSI	77	09/10→					
1.2 TSI	81	09/15→					
1.4 TDI	55	05/15→					
1.4 TDI	59	07/08→06/10					
1.4 TDI	66	05/15→					
1.4 TDI	77	05/15→					
1.6 LPG	60	05/11→					
1.9 TDI	66	07/08→06/10					
1.2	51	03/08→	➔	⬇; 07/08→; Trommelbremse	2	24.3727-3402.2 583402	L= 1.588
1.4	63	03/08→					
1.6	77	05/08→	➔	⬇; 07/08→; Scheibenbremse	2	24.3727-3403.2 583403	L= 1.642
1.9 TDI	77	03/08→06/10					
1.4 TSI	103	10/13→	➔	⬇; 12/13→; Scheibenbremse	2	24.3727-3403.2 583403	L= 1.642
1.4 TSI	110	06/09→	➔	⬇; Scheibenbremse	2	24.3727-3403.2 583403	L= 1.642
1.4 TSI	110	11/15→					
2.0 TDI	105	01/10→					
1.6 TDI	66	05/09→	➔	⬇; 06/09→; Scheibenbremse	2	24.3727-3403.2 583403	L= 1.642
1.6 TDI	77	05/09→					
SEAT - IBIZA IV SPORTCOUPE (6J1, 6P5) 07/08→							
 Radbremszylinder							
1.0	55	05/15→	➔	+PR 1KM		24.3219-0909.3 020188	Ø 19,05 ALU
1.0 TSI	70	05/15→					
1.0 TSI	81	05/15→					
1.2	44	07/09→					
1.2	51	07/08→					
1.2 TDI	55	05/10→					
1.2 TSI	63	08/12→					
1.2 TSI	66	05/15→					
1.2 TSI	77	09/10→					
1.2 TSI	81	09/15→					
1.4	63	07/08→					
1.4 TDI	55	05/15→					
1.4 TDI	59	07/08→06/10					
1.4 TDI	66	05/15→					
1.4 TDI	77	05/15→					
1.6	77	07/08→					
1.6 LPG	60	05/11→					
1.9 TDI	66	07/08→06/10					
1.9 TDI	77	07/08→06/10					
Zubehörsatz, Bremsbacken							
1.0	55	05/15→	➔	+PR 1KM		03.0137-9168.2 669168	VW
1.0 TSI	70	05/15→					
1.0 TSI	81	05/15→					
1.2	44	07/09→					
1.2	51	07/08→					
1.2 TDI	55	05/10→					
1.2 TSI	63	08/12→					
1.2 TSI	66	05/15→					
1.2 TSI	77	09/10→					
1.2 TSI	81	09/15→					
1.4	63	07/08→					
1.4 TDI	55	05/15→					
1.4 TDI	59	07/08→06/10					
1.4 TDI	66	05/15→					
1.4 TDI	77	05/15→					
1.6	77	07/08→					
1.6 LPG	60	05/11→					
1.9 TDI	66	07/08→06/10					
1.9 TDI	77	07/08→06/10					
















	kW			 	! #		
SEAT - IBIZA IV SPORTCOUPE (6J1, 6P5) 07/08→							
 Bremstrommel							
1.0	55	05/15→	➔	+PR 1KM		24.0220-0037.1 480161	Ø 200,0 x 50,1 / 201,5
1.0 TSI	70	05/15→					
1.0 TSI	81	05/15→					
1.2	44	07/09→					
1.2	51	07/08→					
1.2 TDI	55	05/10→					
1.2 TSI	63	08/12→					
1.2 TSI	66	05/15→					
1.2 TSI	77	09/10→					
1.2 TSI	81	09/15→					
1.4	63	07/08→					
1.4 TDI	55	05/15→					
1.4 TDI	59	07/08→06/10					
1.4 TDI	66	05/15→					
1.4 TDI	77	05/15→					
1.6	77	07/08→					
1.6 LPG	60	05/11→					
1.9 TDI	66	07/08→06/10					
1.9 TDI	77	07/08→06/10					
 Bremsbackensatz							
1.0	55	05/15→	➔	+PR 1KM		03.0137-0268.2 650268	VW Ø 200 x 40 + HEB
1.0 TSI	70	05/15→				03.0520-8219.3 698219	VW Ø 200 x 40 Ø 19,05 + RZ / + Zub TopKit
1.0 TSI	81	05/15→					
1.2	44	07/09→					
1.2	51	07/08→					
1.2 TDI	55	05/10→					
1.2 TSI	63	08/12→					
1.2 TSI	66	05/15→					
1.2 TSI	77	09/10→					
1.2 TSI	81	09/15→					
1.4	63	07/08→					
1.4 TDI	55	05/15→					
1.4 TDI	59	07/08→06/10					
1.4 TDI	66	05/15→					
1.4 TDI	77	05/15→					
1.6	77	07/08→					
1.6 LPG	60	05/11→					
1.9 TDI	66	07/08→06/10					
1.9 TDI	77	07/08→06/10					
 Seilzug, Feststellbremse							
1.0	55	05/15→	➔	⏴; Trommelbremse	2	24.3727-3402.2 583402	L= 1.588
1.0 TSI	70	05/15→					
1.0 TSI	81	05/15→	➔	⏴; Scheibenbremse	2	24.3727-3403.2 583403	L= 1.642
1.2	44	07/09→					
1.2	51	07/08→					
1.2 TDI	55	05/10→					
1.2 TSI	63	08/12→					
1.2 TSI	66	05/15→					
1.2 TSI	77	09/10→					
1.2 TSI	81	09/15→					
1.4	63	07/08→					
1.4 TDI	55	05/15→					
1.4 TDI	59	07/08→06/10					
1.4 TDI	66	05/15→					
1.4 TDI	77	05/15→					
1.6	77	07/08→					
1.6 LPG	60	05/11→					
1.9 TDI	66	07/08→06/10					
1.9 TDI	77	07/08→06/10					
1.4 TSI	103	10/13→	➔	⏴; 12/13→; Scheibenbremse	2	24.3727-3403.2 583403	L= 1.642
1.4 TSI	110	06/09→	➔	⏴; Scheibenbremse	2	24.3727-3403.2 583403	L= 1.642
1.4 TSI	110	11/15→					
1.4 TSI Cupra	132	06/09→					
1.8 TSI Cupra	141	11/15→					
2.0 TDI	105	01/10→					
1.6 TDI	66	05/09→	➔	⏴; 06/09→; Scheibenbremse	2	24.3727-3403.2 583403	L= 1.642
1.6 TDI	77	05/09→					
SEAT - IBIZA IV ST (6J8, 6P8) 03/10→							
 Radbremszylinder							
1.0	55	05/15→	➔	+PR 1KM		24.3219-0909.3 020188	Ø 19,05 ALU
1.0 TSI	70	05/15→					
1.0 TSI	81	05/15→					
1.2	44	05/10→					
1.2	51	05/10→					
1.2 TDI	55	04/10→					
1.2 TSI	63	09/12→					
1.2 TSI	66	05/15→					
↓							








	kW			 	! #		
SEAT - IBIZA IV ST (6J8, 6P8) 03/10→							
 Radbremszylinder							
1.2 TSI	77	09/10→	➔	+PR 1KM		24.3219-0909.3 020188	Ø 19,05 ALU
1.2 TSI	81	09/15→					
1.4	63	03/10→					
1.4 TDI	55	05/15→					
1.4 TDI	66	05/15→					
1.4 TDI	77	05/15→					
Zubehörsatz, Bremsbacken							
1.0	55	05/15→	➔	+PR 1KM		03.0137-9168.2 669168	VW
1.0 TSI	70	05/15→					
1.0 TSI	81	05/15→					
1.2	44	05/10→					
1.2	51	05/10→					
1.2 TDI	55	04/10→					
1.2 TSI	63	09/12→					
1.2 TSI	66	05/15→					
1.2 TSI	77	09/10→					
1.2 TSI	81	09/15→					
1.4	63	03/10→					
1.4 TDI	55	05/15→					
1.4 TDI	66	05/15→					
1.4 TDI	77	05/15→					
 Bremstrommel							
1.0	55	05/15→	➔	+PR 1KM		24.0220-0037.1 480161	Ø 200,0 x 50,1 / 201,5
1.0 TSI	70	05/15→					
1.0 TSI	81	05/15→					
1.2	44	05/10→					
1.2	51	05/10→					
1.2 TDI	55	04/10→					
1.2 TSI	63	09/12→					
1.2 TSI	66	05/15→					
1.2 TSI	77	09/10→					
1.2 TSI	81	09/15→					
1.4	63	03/10→					
1.4 TDI	55	05/15→					
1.4 TDI	66	05/15→					
1.4 TDI	77	05/15→					
 Bremsbackensatz							
1.0	55	05/15→	➔	+PR 1KM		03.0137-0268.2 650268	VW Ø 200 x 40 + HEB
1.0 TSI	70	05/15→				03.0520-8219.3 698219	VW Ø 200 x 40 Ø 19,05 + RZ / + Zub TopKit
1.0 TSI	81	05/15→					
1.2	44	05/10→					
1.2	51	05/10→					
1.2 TDI	55	04/10→					
1.2 TSI	63	09/12→					
1.2 TSI	66	05/15→					
1.2 TSI	77	09/10→					
1.2 TSI	81	09/15→					
1.4	63	03/10→					
1.4 TDI	55	05/15→					
1.4 TDI	66	05/15→					
1.4 TDI	77	05/15→					
 Seilzug, Feststellbremse							
1.0	55	05/15→	➔	☒; Trommelbremse	2	24.3727-3402.2 583402	L= 1.588
1.0 TSI	70	05/15→	➔	☒; Scheibenbremse	2	24.3727-3403.2 583403	L= 1.642
1.0 TSI	81	05/15→					
1.2	44	05/10→					
1.2	51	05/10→					
1.2 TDI	55	04/10→					
1.2 TSI	63	09/12→					
1.2 TSI	66	05/15→					
1.2 TSI	77	09/10→					
1.2 TSI	81	09/15→					
1.4	63	03/10→					
1.4 TDI	55	05/15→					
1.4 TDI	66	05/15→					
1.4 TDI	77	05/15→					
1.4 TSI	103	10/13→	➔	☒; 12/13→; Scheibenbremse	2	24.3727-3403.2 583403	L= 1.642
1.4 TSI	110	02/12→	➔	☒; Scheibenbremse	2	24.3727-3403.2 583403	L= 1.642
1.4 TSI	110	11/15→					
1.6 TDI	66	03/10→					
1.6 TDI	77	03/10→					
SEAT - IBIZA V (KJ1) 01/17→							
Zubehörsatz, Bremsbacken							
1.0	48	07/17→	➔	+PR 1KA		03.0137-9309.2 669309	AP
1.0	55	01/17→					
↓							












	kw			 	! #		
SEAT - IBIZA V (KJ1) 01/17→							
Zubehörsatz, Bremsbacken							
1.0 MPI	59	07/18→	➔	+PR 1KG		03.0137-9317.2	669317
1.0 TGI	66	11/17→					
1.0 TSI	70	01/17→					
1.0 TSI	85	01/17→					
1.5 TSI	110	07/17→					
1.6 TDI	59	11/17→					
1.6 TDI	70	09/17→					
1.6 TDI	85	12/17→					
SEAT - INCA (6K9) 11/95→11/03							
 Radbremszylinder							
1.4 16V	55	04/00→06/03	➔			24.3220-0909.3	020210 Ø 20,64 ALU
1.4 i	44	11/95→06/03					
1.6 i	55	11/95→05/98					
1.6 i	55	06/97→09/00					
1.7 D	42	09/96→06/03					
1.9 D	47	11/95→06/03					
1.9 SDI	47	11/95→06/03					
1.9 TDI	66	09/96→06/03					
Zubehörsatz, Bremsbacken							
1.4 16V	55	04/00→06/03	➔			03.0137-9149.2	669149
						03.0137-9164.2	669164
1.4 i	44	11/95→06/03		9K-X-023408→		03.0137-9149.2	669149
1.6 i	55	11/95→05/98					
1.6 i	55	06/97→09/00	➔	→ 9K-X-023407		03.0137-9164.2	669164
1.7 D	42	09/96→06/03					
1.9 D	47	11/95→06/03					
1.9 SDI	47	11/95→06/03					
1.9 TDI	66	09/96→06/03					
 Bremstrommel							
1.4 16V	55	04/00→06/03	➔			24.0223-0015.1	480073 Ø 230,0 x 51 / 231 - RLG
						24.0223-0019.1	480176 Ø 230,0 x 50,5 / 231 - RLG / + ABS Ring
						24.0223-0020.1	480177 Ø 230,0 x 39,7 / 231,5
1.4 i	44	11/95→06/03	➔	- ABS; → 9K-X-023407		24.0223-0015.1	480073 Ø 230,0 x 51 / 231 - RLG
1.6 i	55	11/95→05/98					
1.6 i	55	06/97→09/00	➔	+ ABS; → 9K-X-023407		24.0223-0019.1	480176 Ø 230,0 x 50,5 / 231 - RLG / + ABS Ring
1.7 D	42	09/96→06/03					
1.9 D	47	11/95→06/03	➔	9K-X-023408→		24.0223-0020.1	480177 Ø 230,0 x 39,7 / 231,5
1.9 SDI	47	11/95→06/03					
1.9 TDI	66	09/96→06/03					
 Bremsbackensatz							
1.4 16V	55	04/00→06/03	➔			03.0137-0264.2	650264 Ø 230 x 40 + HEB
						03.0137-0357.2	650357 Ø 230 x 32 + HEB
						03.0520-6120.3	696120 VW Ø 230 x 40 Ø 20,64 + RZ / + Zub TopKit
						03.0520-6920.3	696920 Ø 230 x 32 Ø 20,64 + RZ / + Zub TopKit
1.4 i	44	11/95→06/03	➔	→ 9K-X-023407		03.0137-0264.2	650264 Ø 230 x 40 + HEB
1.6 i	55	11/95→05/98					
1.6 i	55	06/97→09/00				03.0520-6120.3	696120 VW Ø 230 x 40 Ø 20,64 + RZ / + Zub TopKit
1.7 D	42	09/96→06/03					
1.9 D	47	11/95→06/03	➔	9K-X-023408→		03.0137-0357.2	650357 Ø 230 x 32 + HEB
1.9 SDI	47	11/95→06/03				03.0520-6920.3	696920 Ø 230 x 32 Ø 20,64 + RZ / + Zub TopKit
1.9 TDI	66	09/96→06/03					
 Seilzug, Feststellbremse							
1.4 16V	55	04/00→06/03	➔	⚠; Trommelbremse	2	24.3727-2700.2	582700 L= 1.671
1.4 i	44	11/95→06/03					
1.6 i	55	11/95→05/98					
1.6 i	55	06/97→09/00					
1.7 D	42	09/96→06/03					
1.9 D	47	11/95→06/03					
1.9 SDI	47	11/95→06/03					
1.9 TDI	66	09/96→06/03					
SEAT - LEON (1M1) 11/99→06/06							
 Seilzug, Feststellbremse							
1.4 16V	55	11/99→06/06	➔	⚠; → 07/05; Scheibenbremse	2	24.3727-0173.2	580173 L= 1.693
1.6	74	11/99→06/06					
1.6 16 V	77	09/00→06/06					
1.8 20V	92	11/99→06/06					
1.8 20V T	132	11/99→06/06					














	kw			 	! #		
SEAT - LEON (1M1) 11/99→06/06							
 Seilzug, Feststellbremse							
1.8 20V T 4 1.8 T Cupra R 1.9 SDI 1.9 TDI 1.9 TDI 1.9 TDI Syncro 2.8 Cupra 4	132 165 50 66 81 96 110 150	11/99→06/06 07/03→06/06 11/99→06/06 11/99→06/06 11/99→06/06 05/03→06/06 05/02→06/06 02/01→06/06	➡	⬇️; → 07/05; Scheibenbremse	2	24.3727-0173.2 580173	L= 1.693
1.8 T Cupra R	154	02/02→06/06	➡	⬇️; 05/02→ 07/05; Scheibenbremse	2	24.3727-0173.2 580173	L= 1.693
1.9 TDI	110	09/00→06/06	➡	⬇️; 02/01→ 07/05; Scheibenbremse	2	24.3727-0173.2 580173	L= 1.693
SEAT - LEON (1P1) 05/05→12/13							
 Seilzug, Feststellbremse							
1.2 TSI 1.4 16V 1.4 TSI 1.6 LPG 1.6 MultiFuel 1.6 TDI 1.6 TDI 1.8 TSI 2.0 Cupra R 2.0 TDI 2.0 TFSI	77 63 92 75 75 66 77 118 195 125 155	02/10→12/12 06/06→12/12 11/07→12/12 12/09→12/12 11/10→12/12 11/10→12/12 02/10→12/12 06/07→12/12 09/09→12/12 05/06→12/12 06/09→12/12	➡	⬇️; → 10/12; Scheibenbremse	2	24.3727-0195.2 580195 24.3727-2708.2 582708	L= 1.447 L= 1.447
1.6 2.0 TDI 16V	75 103	07/05→12/12 07/05→12/12	➡	⬇️; 08/05→ 10/12; Scheibenbremse	2	24.3727-0195.2 580195 24.3727-2708.2 582708	L= 1.447 L= 1.447
1.9 TDI 2.0 TDI 2.0 TFSI 2.0 TFSI	66 103 136 177	06/07→12/10 10/05→10/10 09/05→05/06 11/06→05/11	➡	⬇️; Scheibenbremse	2	24.3727-0195.2 580195 24.3727-2708.2 582708	L= 1.447 L= 1.447
1.9 TDI 2.0 FSI 2.0 TDI 2.0 TFSI	77 110 100 147	07/05→12/10 07/05→05/10 07/05→05/10 05/05→03/09	➡	⬇️; 08/05→; Scheibenbremse	2	24.3727-0195.2 580195 24.3727-2708.2 582708	L= 1.447 L= 1.447
SEAT - LEON (5F1) 09/12→							
 Seilzug, Feststellbremse							
1.0 TSi 1.0 TSi 1.2 TSi 1.4 TSi 1.4 TSi 1.5 TGi 1.5 TSi 1.5 TSi 1.6 TDI 2.0 Cupra 2.0 Cupra 2.0 Cupra 2.0 Cupra 2.0 Cupra R 2.0 TDI 2.0 TDI 2.0 TDI	63 85 81 92 110 96 96 110 81 195 206 213 221 228 81 140	09/18→ 05/15→ 04/14→ 05/14→ 05/14→ 10/18→ 09/18→ 09/18→ 09/13→ 10/13→ 10/13→ 10/15→ 01/17→ 11/17→ 05/13→ 09/18→	➡	⬇️; +PR 0N4,0B2; Scheibenbremse	1	24.3727-2709.2 582709	L= 1.463
1.2 TSi 1.2 TSi 1.4 TSi 1.4 TSi 1.6 TDI 1.6 TDI 1.8 TSi 2.0 TDI 2.0 TDI 2.0 TDI	63 77 90 103 66 77 132 105 110 135	12/12→ 01/13→ 11/12→ 09/12→ 11/12→ 11/12→ 02/13→ 05/13→ 10/12→ 09/12→	➡	⬇️; +PR 0N4, 0B2; Scheibenbremse	1	24.3727-2709.2 582709	L= 1.463
1.4 TGI	81	02/13→	➡	⬇️; 10/13→; +PR 0N4,0B2; Scheibenbremse	1	24.3727-2709.2 582709	L= 1.463
1.6 TDI	85	11/16→	➡	⬇️; 01/17→; +PR 0N4,0B2; Scheibenbremse	1	24.3727-2709.2 582709	L= 1.463
SEAT - LEON SC (5F5) 01/13→							
 Seilzug, Feststellbremse							
1.0 TSi 1.2 TSi 1.4 TSi 1.4 TSi 1.6 TDI 2.0 Cupra 2.0 Cupra	85 81 92 110 81 195 206	05/15→ 05/14→ 05/14→ 05/14→ 09/13→ 10/13→ 10/13→	➡	⬇️; +PR 0N4,0B2; Scheibenbremse	1	24.3727-2709.2 582709	L= 1.463











	kW			 	! #		
SEAT - LEON SC (5F5) 01/13→							
 Seilzug, Feststellbremse							
2.0 Cupra	213	10/15→	➔	⬇; +PR 0N4,0B2; Scheibenbremse	1	24.3727-2709.2 582709	L= 1.463
2.0 Cupra	221	01/17→					
1.2 TSI	63	01/13→	➔	⬇; +PR 0N4, 0B2; Scheibenbremse	1	24.3727-2709.2 582709	L= 1.463
1.2 TSI	77	02/13→					
1.4 TSI	90	02/13→					
1.4 TSI	103	02/13→					
1.6 TDI	66	02/13→					
1.6 TDI	77	02/13→					
1.8 TSI	132	02/13→					
2.0 TDI	105	05/13→					
2.0 TDI	110	02/13→					
2.0 TDI	135	03/13→					
1.6 TDI	85	11/16→	➔	⬇; 01/17→; +PR 0N4,0B2; Scheibenbremse	1	24.3727-2709.2 582709	L= 1.463
SEAT - LEON ST (5F8) 08/13→							
 Seilzug, Feststellbremse							
1.0 TSi	63	09/18→	➔	⬇; +PR 0N4,0B2; Scheibenbremse	1	24.3727-2709.2 582709	L= 1.463
1.0 TSi	85	05/15→					
1.2 TSi	81	05/14→					
1.4 TGI	81	10/13→					
1.4 TSi	92	05/14→					
1.4 TSi	110	05/14→					
1.5 TGI	96	10/18→					
1.5 TSi	96	09/18→					
1.5 TSi	110	09/18→					
1.6 TDI	81	09/13→					
1.6 TDI 4Drive	77	04/14→					
1.6 TDI 4Drive	81	11/14→					
1.6 TDI 4Drive	85	07/18→					
1.8 TSi 4Drive	132	11/14→					
2.0 Cupra	195	10/13→					
2.0 Cupra	206	10/13→					
2.0 Cupra	213	10/15→					
2.0 Cupra	221	11/16→					
2.0 Cupra 4Drive	221	11/16→					
2.0 TDI	81	11/13→					
2.0 TDI 4Drive	110	04/14→					
2.0 TDI 4Drive	135	11/14→					
2.0 TSi	140	09/18→					
2.0 TSi 4Drive	140	09/18→					
1.2 TSi	63	11/13→	➔	⬇; +PR 0N4, 0B2; Scheibenbremse	1	24.3727-2709.2 582709	L= 1.463
1.2 TSi	77	08/13→					
1.4 TSi	90	10/13→					
1.4 TSi	103	10/13→					
1.6 TDI	66	11/13→					
1.6 TDI	77	10/13→					
1.8 TSi	132	10/13→					
2.0 TDI	105	10/13→					
2.0 TDI	110	10/13→					
2.0 TDI	135	08/13→					
1.6 TDI	85	11/16→	➔	⬇; 01/17→; +PR 0N4,0B2; Scheibenbremse	1	24.3727-2709.2 582709	L= 1.463
SEAT - MARBELLA (28) 08/86→05/99							
 Radbremszylinder							
0.9	32	07/97→10/98	➔			24.3219-0803.3 020183	Ø 19,05 GG
0.9 Cat	29	01/90→11/96					
0.9 Cat	30	11/96→10/98					
Zubehörsatz, Bremsbacken							
0.9	32	07/97→10/98	➔			03.0137-9021.2 669021	Fiat
0.9 Cat	29	01/90→11/96					
0.9 Cat	30	11/96→10/98					
 Bremstrommel							
0.9	32	07/97→10/98	➔			24.0218-5001.1 480012	Ø 185,0 x 37 / 186,8
0.9 Cat	29	01/90→11/96					
0.9 Cat	30	11/96→10/98					
 Bremsbackensatz							
0.9	32	07/97→10/98	➔			03.0137-0015.2 650015	Fiat Ø 185 x 31
0.9 Cat	29	01/90→11/96					
0.9 Cat	30	11/96→10/98					
 Seilzug, Feststellbremse							
0.9	32	07/97→10/98	➔	⬇; Trommelbremse	1	24.3727-0503.2 580503	L= 2.670
0.9 Cat	29	01/90→11/96					
0.9 Cat	30	11/96→10/98					










	kW					! #		
SEAT - Mii (KF1) 10/11→								
 Radbremszylinder								
1.0	44	10/11→	➔	05/12→		24.3217-0908.3	020167	Ø 17,46 ALU
1.0	55	10/11→						
1.0 EcoFuel	50	11/12→	➔			24.3217-0908.3	020167	Ø 17,46 ALU
Zubehörsatz, Bremsbacken								
1.0	44	10/11→	➔	05/12→		03.0137-9168.2	669168	VW
1.0	55	10/11→						
1.0 EcoFuel	50	11/12→	➔			03.0137-9168.2	669168	VW
 Bremstrommel								
1.0	44	10/11→	➔	05/12→		24.0220-0032.1	480130	Ø 200,0 x 50,1 / 201,5
1.0	55	10/11→						
1.0 EcoFuel	50	11/12→	➔			24.0220-0032.1	480130	Ø 200,0 x 50,1 / 201,5
 Bremsbackensatz								
1.0	44	10/11→	➔	05/12→		03.0137-0268.2	650268	VW Ø 200 x 40 + HEB
1.0	55	10/11→				03.0520-4817.3	694817	Ø 200 x 40 Ø 17,46 + RZ / + Zub TopKit
1.0 EcoFuel	50	11/12→	➔			03.0137-0268.2	650268	VW Ø 200 x 40 + HEB
						03.0520-4817.3	694817	Ø 200 x 40 Ø 17,46 + RZ / + Zub TopKit
SEAT - TERRA (24) 01/87→12/96								
 Radbremszylinder								
0.9	29	02/87→12/96	➔	09/90→		24.3219-0803.3	020183	Ø 19,05 GG
Zubehörsatz, Bremsbacken								
0.9	29	02/87→12/96	➔	03/87→		03.0137-9021.2	669021	Fiat
 Bremsbackensatz								
0.9	29	02/87→12/96	➔	03/87→		03.0137-0015.2	650015	Fiat Ø 185 x 31
 Seilzug, Feststellbremse								
0.9	29	02/87→12/96	➔	⬇; 03/87→; Trommelbremse	1	24.3727-2705.2	582705	L= 3.170
SEAT - TOLEDO I (1L) 01/91→10/99								
 Radbremszylinder								
1.6 i	54	05/91→03/99	➔	09/91→ 09/98		03.3217-2112.3	020027	Ø 17,46 GG
1.9 D	50	05/91→03/99				24.3217-0908.3	020167	Ø 17,46 ALU
1.9 TD	55	05/91→03/99						
1.6 i	55	01/93→03/99	➔	→ 09/98		03.3217-2112.3	020027	Ø 17,46 GG
1.6 i	74	11/96→03/99				24.3217-0908.3	020167	Ø 17,46 ALU
1.9 D	47	12/95→03/99						
1.9 TDI	66	08/95→03/99						
1.9 TDI	81	11/96→03/99						
1.8 i	65	05/91→12/96	➔	09/91→		03.3217-2112.3	020027	Ø 17,46 GG
						24.3217-0908.3	020167	Ø 17,46 ALU
1.8 i	66	11/93→12/96	➔			03.3217-2112.3	020027	Ø 17,46 GG
						24.3217-0908.3	020167	Ø 17,46 ALU
Zubehörsatz, Bremsbacken								
1.6 i	54	05/91→03/99	➔	09/91→; → 1L-ZD310000		03.0137-9008.2	669008	
			➔	→ 09/98; 1L-ZD310001→		03.0137-9168.2	669168	VW
1.6 i	55	01/93→03/99	➔	→ 1L-ZD310000		03.0137-9008.2	669008	
1.6 i	74	11/96→03/99	➔	→ 09/98; 1L-ZD310001→		03.0137-9168.2	669168	VW
1.8 i	65	05/91→12/96	➔	09/91→		03.0137-9168.2	669168	VW
1.8 i	66	11/93→12/96	➔			03.0137-9168.2	669168	VW
1.9 D	47	12/95→03/99	➔	→ 09/98		03.0137-9168.2	669168	VW
1.9 TDI	66	08/95→03/99						
1.9 TDI	81	11/96→03/99						
1.9 D	50	05/91→03/99	➔	09/91→ 09/98		03.0137-9168.2	669168	VW
1.9 TD	55	05/91→03/99						
 Bremstrommel								
1.6 i	54	05/91→03/99	➔	09/91→; → 1L-ZD310000		24.0218-0007.1	480003	Ø 180,0 x 38,5 / 181 - RLG
						24.0218-0707.2	480211	Ø 180,0 x 38,5 / 181 + RLG
↓								













	kw			 	! #		
SEAT - TOLEDO I (1L) 01/91→10/99							
Bremstrommel							
1.6 i	54	05/91→03/99	➡	→ 09/98; 1L-ZD310001→		24.0220-0018.1 480019 24.0220-0718.2 480209	Ø 200,0 x 50 / 201 - RLG / - ABS Ring Ø 200,0 x 50 / 201 + RLG / - ABS Ring
1.6 i 1.6 i	55 74	01/93→03/99 11/96→03/99	➡	→ 1L-ZD310000		24.0218-0007.1 480003 24.0218-0707.2 480211	Ø 180,0 x 38,5 / 181 - RLG Ø 180,0 x 38,5 / 181 + RLG
			➡	→ 09/98; 1L-ZD310001→		24.0220-0018.1 480019 24.0220-0718.2 480209	Ø 200,0 x 50 / 201 - RLG / - ABS Ring Ø 200,0 x 50 / 201 + RLG / - ABS Ring
1.8 i	65	05/91→12/96	➡	09/91→		24.0220-0018.1 480019 24.0220-0718.2 480209	Ø 200,0 x 50 / 201 - RLG / - ABS Ring Ø 200,0 x 50 / 201 + RLG / - ABS Ring
1.8 i	66	11/93→12/96	➡			24.0220-0018.1 480019 24.0220-0718.2 480209	Ø 200,0 x 50 / 201 - RLG / - ABS Ring Ø 200,0 x 50 / 201 + RLG / - ABS Ring
1.9 D 1.9 TDI 1.9 TDI	47 66 81	12/95→03/99 08/95→03/99 11/96→03/99	➡	→ 09/98		24.0220-0018.1 480019 24.0220-0718.2 480209	Ø 200,0 x 50 / 201 - RLG / - ABS Ring Ø 200,0 x 50 / 201 + RLG / - ABS Ring
1.9 D 1.9 TD	50 55	05/91→03/99 05/91→03/99	➡	09/91→ 09/98		24.0220-0018.1 480019 24.0220-0718.2 480209	Ø 200,0 x 50 / 201 - RLG / - ABS Ring Ø 200,0 x 50 / 201 + RLG / - ABS Ring
Bremsbackensatz							
1.6 i	54	05/91→03/99	➡	09/91→; → 1L-ZD310000		03.0137-0126.2 650126 03.0420-0617.3 680617 03.0520-3917.3 693917	Ø 180 x 31 + HEB VW Ø 180 x 31 Ø 17,46 + RZ / + Zub Kit VW Ø 180 x 31 Ø 17,46 + RZ / + Zub TopKit
			➡	→ 09/98; 1L-ZD310001→		03.0137-0268.2 650268 03.0420-1517.3 681517 03.0520-1517.3 691517	VW Ø 200 x 40 + HEB VW Ø 200 x 40 Ø 17,46 + RZ / + Zub Kit VW Ø 200 x 40 Ø 17,46 + RZ / + Zub TopKit
1.6 i 1.6 i	55 74	01/93→03/99 11/96→03/99	➡	→ 1L-ZD310000		03.0137-0126.2 650126 03.0420-0617.3 680617 03.0520-3917.3 693917	Ø 180 x 31 + HEB VW Ø 180 x 31 Ø 17,46 + RZ / + Zub Kit VW Ø 180 x 31 Ø 17,46 + RZ / + Zub TopKit
			➡	→ 09/98; 1L-ZD310001→		03.0137-0268.2 650268 03.0420-1517.3 681517 03.0520-1517.3 691517	VW Ø 200 x 40 + HEB VW Ø 200 x 40 Ø 17,46 + RZ / + Zub Kit VW Ø 200 x 40 Ø 17,46 + RZ / + Zub TopKit
1.8 i	65	05/91→12/96	➡	09/91→		03.0137-0268.2 650268 03.0420-1517.3 681517 03.0520-1517.3 691517	VW Ø 200 x 40 + HEB VW Ø 200 x 40 Ø 17,46 + RZ / + Zub Kit VW Ø 200 x 40 Ø 17,46 + RZ / + Zub TopKit
1.8 i	66	11/93→12/96	➡			03.0137-0268.2 650268 03.0420-1517.3 681517 03.0520-1517.3 691517	VW Ø 200 x 40 + HEB VW Ø 200 x 40 Ø 17,46 + RZ / + Zub Kit VW Ø 200 x 40 Ø 17,46 + RZ / + Zub TopKit
1.9 D 1.9 TDI 1.9 TDI	47 66 81	12/95→03/99 08/95→03/99 11/96→03/99	➡	→ 09/98		03.0137-0268.2 650268 03.0420-1517.3 681517 03.0520-1517.3 691517	VW Ø 200 x 40 + HEB VW Ø 200 x 40 Ø 17,46 + RZ / + Zub Kit VW Ø 200 x 40 Ø 17,46 + RZ / + Zub TopKit
1.9 D 1.9 TD	50 55	05/91→03/99 05/91→03/99	➡	09/91→ 09/98		03.0137-0268.2 650268 03.0420-1517.3 681517 03.0520-1517.3 691517	VW Ø 200 x 40 + HEB VW Ø 200 x 40 Ø 17,46 + RZ / + Zub Kit VW Ø 200 x 40 Ø 17,46 + RZ / + Zub TopKit
↓							













	kw			 	! #		
SEAT - TOLEDO I (1L) 01/91→10/99							
 Seilzug, Feststellbremse							
1.6 i 1.9 D 1.9 TD	54 50 55	05/91→03/99 05/91→03/99 05/91→03/99	➡	⬇; 09/91→ 09/98; Trommelbremse	2	24.3727-0132.2 580132	L= 1.527
1.6 i 1.6 i 1.9 D 1.9 TDI 1.9 TDI	55 74 47 66 81	01/93→03/99 11/96→03/99 12/95→03/99 08/95→03/99 11/96→03/99	➡	⬇; → 09/98; Trommelbremse	2	24.3727-0132.2 580132	L= 1.527
1.8 16V 1.8 16V	92 98	05/91→03/99 05/91→03/99	➡	⬇; 09/91→ 03/94; Scheibenbremse	2	24.3727-0133.2 580133	L= 1.622
1.8 i	65	05/91→12/96	➡	⬇; 09/91→; Trommelbremse	2	24.3727-0132.2 580132	L= 1.527
1.8 i	66	11/93→12/96	➡	⬇; Trommelbremse	2	24.3727-0132.2 580132	L= 1.527
2.0 i	85	05/91→03/99	➡	⬇; 09/91→ 09/98; Scheibenbremse	2	24.3727-0133.2 580133	L= 1.622
2.0 i 16V	110	11/93→03/99	➡	⬇; 03/94→ 09/98; Scheibenbremse	2	24.3727-0133.2 580133	L= 1.622
SEAT - TOLEDO II (1M2) 10/98→05/06							
 Seilzug, Feststellbremse							
1.4 16V 1.6 1.8 20V 1.9 TDI 1.9 TDI 1.9 TDI 2.3 V5 2.3 V5 20V	55 74 92 66 81 110 110 125	01/00→05/02 10/98→07/04 10/98→07/04 03/99→07/04 10/98→07/04 10/00→07/04 10/98→11/00 09/00→11/03	➡	⬇; Scheibenbremse	2	24.3727-0149.2 580149	L= 1.688
1.6 16V 1.9 TDI	77 96	06/00→05/06 05/03→05/06	➡	⬇; → 09/04; Scheibenbremse	2	24.3727-0149.2 580149	L= 1.688
1.8 20VT	132	09/00→07/04	➡	⬇; 05/01→; Scheibenbremse	2	24.3727-0149.2 580149	L= 1.688
SEAT - TOLEDO III (5P2) 04/04→05/09							
 Seilzug, Feststellbremse							
1.4 16V 1.4 TSI 1.6 1.8 TFSI 1.9 TDI 2.0 FSI 2.0 TDI 2.0 TDI 2.0 TFSI	63 92 75 118 77 110 103 125 147	05/06→05/09 11/07→05/09 10/04→05/09 01/07→05/09 10/04→05/09 10/04→05/09 11/05→05/09 01/06→05/09 11/05→05/09	➡	⬇; → 03/09; Scheibenbremse	2	24.3727-2708.2 582708	L= 1.447
2.0 TDI 2.0 TDI 16V	100 103	09/04→05/09 04/04→05/09	➡	⬇; 10/04→ 03/09; Scheibenbremse	2	24.3727-2708.2 582708	L= 1.447
SEAT - TOLEDO IV (KG3) 07/12→04/19							
 Radbremszylinder							
1.0 TSI 1.0 TSI 1.2 1.2 TSI 1.2 TSI 1.2 TSI 1.2 TSI 1.4 TDI 1.4 TSI 1.4 TSI 1.6 1.6 TDI 1.6 TDI 1.6 TDI	70 81 55 63 66 77 81 66 90 92 77 66 77 85	05/17→04/19 05/17→04/19 07/12→06/15 07/12→06/15 05/15→05/17 07/12→06/15 05/15→05/17 05/15→04/19 07/12→06/15 05/15→04/19 07/13→06/15 06/13→06/15 07/12→06/15 05/15→04/19	➡			24.3219-1762.3 020550	Ø 19,05 ALU
Zubehörsatz, Bremsbacken							
1.0 TSI 1.0 TSI 1.2 1.2 TSI 1.2 TSI 1.2 TSI 1.2 TSI 1.4 TDI 1.4 TSI 1.4 TSI 1.6 1.6 TDI 1.6 TDI 1.6 TDI	70 81 55 63 66 77 81 66 90 92 77 66 77 85	05/17→04/19 05/17→04/19 07/12→06/15 07/12→06/15 05/15→05/17 07/12→06/15 05/15→05/17 05/15→04/19 07/12→06/15 05/15→04/19 07/13→06/15 06/13→06/15 07/12→06/15 05/15→04/19	➡			03.0137-9309.2 669309	AP
↓							








	kW			 	! #		
SEAT - TOLEDO IV (KG3) 07/12→04/19							
 Bremsbackensatz							
1.0 TSI	70	05/17→04/19	➔			03.0137-0521.2 650521	AP Ø 228 x 33 - HEB
1.0 TSI	81	05/17→04/19					
1.2	55	07/12→06/15					
1.2 TSI	63	07/12→06/15					
1.2 TSI	66	05/15→05/17					
1.2 TSI	77	07/12→06/15					
1.2 TSI	81	05/15→05/17					
1.4 TDI	66	05/15→04/19					
1.4 TSI	90	07/12→06/15					
1.4 TSI	92	05/15→04/19					
1.6	77	07/13→06/15					
1.6 TDI	66	06/13→06/15					
1.6 TDI	77	07/12→06/15					
1.6 TDI	85	05/15→04/19					
 Seilzug, Feststellbremse							
1.0 TSI	70	05/17→04/19	➔	☑; Scheibenbremse	2	24.3727-2710.2 582710	L= 1.780
1.0 TSI	81	05/17→04/19					
1.2	55	07/12→06/15	➔	☑; Trommelbremse	2	24.3727-2711.2 582711	L= 1.707
1.2 TSI	63	07/12→06/15					
1.2 TSI	66	05/15→05/17					
1.2 TSI	77	07/12→06/15					
1.2 TSI	81	05/15→05/17					
1.4 TDI	66	05/15→04/19					
1.4 TSI	90	07/12→06/15					
1.4 TSI	92	05/15→04/19					
1.6	77	07/13→06/15					
1.6 TDI	66	06/13→06/15					
1.6 TDI	77	07/12→06/15					
1.6 TDI	85	05/15→04/19					
SKODA - CITIGO 10/11→							
 Radbremszylinder							
1.0	44	10/11→	➔			24.3217-0908.3 020167	Ø 17,46 ALU
1.0	55	10/11→					
1.0 CNG	50	11/12→					
Zubehörsatz, Bremsbacken							
1.0	44	10/11→	➔	05/12→		03.0137-9168.2 669168	VW
1.0	55	10/11→					
1.0 CNG	50	11/12→	➔			03.0137-9168.2 669168	VW
 Bremstrommel							
1.0	44	10/11→	➔	05/12→		24.0220-0032.1 480130	Ø 200,0 x 50,1 / 201,5
1.0	55	10/11→					
1.0 CNG	50	11/12→	➔			24.0220-0032.1 480130	Ø 200,0 x 50,1 / 201,5
 Bremsbackensatz							
1.0	44	10/11→	➔	05/12→		03.0137-0268.2 650268	VW Ø 200 x 40 + HEB
1.0	55	10/11→				03.0520-4817.3 694817	Ø 200 x 40 Ø 17,46 + RZ / + Zub TopKit
1.0 CNG	50	11/12→	➔			03.0137-0268.2 650268	VW Ø 200 x 40 + HEB
						03.0520-4817.3 694817	Ø 200 x 40 Ø 17,46 + RZ / + Zub TopKit
SKODA - FABIA I (6Y2) 08/99→03/08							
 Radbremszylinder							
1.0	37	12/99→08/02	➔	02/00→		24.3219-0909.3 020188	Ø 19,05 ALU
1.4	50	08/99→05/03					
1.2	40	07/01→04/07	➔	08/02→		24.3219-0909.3 020188	Ø 19,05 ALU
1.2	47	01/03→03/08	➔	→ 12/07		24.3219-0909.3 020188	Ø 19,05 ALU
1.4 16V	55	12/99→03/08					
1.4 16V	74	12/99→03/08					
1.4 TDI	51	10/05→03/08					
1.4 TDI	55	04/03→03/08					
1.4 TDI	59	10/05→03/08					
1.9 SDI	47	12/99→03/08					
1.4	44	08/00→08/02	➔			24.3219-0909.3 020188	Ø 19,05 ALU
Zubehörsatz, Bremsbacken							
1.0	37	12/99→08/02	➔	02/00→		03.0137-9168.2 669168	VW
1.4	50	08/99→05/03					
1.2	40	07/01→04/07	➔	08/02→		03.0137-9168.2 669168	VW
1.2	47	01/03→03/08	➔	→ 12/07		03.0137-9168.2 669168	VW












	kw			 	! #			
SKODA - FABIA I (6Y2) 08/99→03/08								
Zubehörsatz, Bremsbacken								
1.4 16V	55	12/99→03/08	➔	→ 12/07		03.0137-9168.2 669168	VW	
1.4 16V	74	12/99→03/08						
1.4 TDI	51	10/05→03/08						
1.4 TDI	55	04/03→03/08						
1.4 TDI	59	10/05→03/08						
1.9 SDI	47	12/99→03/08						
1.4	44	08/00→08/02	➔			03.0137-9168.2 669168	VW	
 Bremstrommel								
1.0	37	12/99→08/02	➔	02/00→		24.0220-0037.1 480161	Ø 200,0 x 50,1 / 201,5	
1.4	50	08/99→05/03						
1.2	40	07/01→04/07	➔	08/02→		24.0220-0037.1 480161	Ø 200,0 x 50,1 / 201,5	
1.2	47	01/03→03/08	➔	→ 12/07		24.0220-0037.1 480161	Ø 200,0 x 50,1 / 201,5	
1.4 16V	55	12/99→03/08						
1.4 16V	74	12/99→03/08						
1.4 TDI	51	10/05→03/08						
1.4 TDI	55	04/03→03/08						
1.4 TDI	59	10/05→03/08						
1.9 SDI	47	12/99→03/08						
1.4	44	08/00→08/02	➔			24.0220-0037.1 480161	Ø 200,0 x 50,1 / 201,5	
 Bremsbackensatz								
1.0	37	12/99→08/02	➔	02/00→		03.0137-0268.2 650268	VW Ø 200 x 40 + HEB	
1.4	50	08/99→05/03				03.0420-4219.3 684219	VW Ø 200 x 40 Ø 19,05 + RZ / + Zub Kit	
						03.0520-8219.3 698219	VW Ø 200 x 40 Ø 19,05 + RZ / + Zub TopKit	
1.2	40	07/01→04/07	➔	08/02→		03.0137-0268.2 650268	VW Ø 200 x 40 + HEB	
						03.0420-4219.3 684219	VW Ø 200 x 40 Ø 19,05 + RZ / + Zub Kit	
						03.0520-8219.3 698219	VW Ø 200 x 40 Ø 19,05 + RZ / + Zub TopKit	
1.2	47	01/03→03/08	➔	→ 12/07		03.0137-0268.2 650268	VW Ø 200 x 40 + HEB	
1.4 16V	55	12/99→03/08				03.0420-4219.3 684219	VW Ø 200 x 40 Ø 19,05 + RZ / + Zub Kit	
1.4 16V	74	12/99→03/08						
1.4 TDI	51	10/05→03/08				03.0520-8219.3 698219	VW Ø 200 x 40 Ø 19,05 + RZ / + Zub TopKit	
1.4 TDI	55	04/03→03/08						
1.4 TDI	59	10/05→03/08						
1.9 SDI	47	12/99→03/08						
1.4	44	08/00→08/02	➔			03.0137-0268.2 650268	VW Ø 200 x 40 + HEB	
						03.0420-4219.3 684219	VW Ø 200 x 40 Ø 19,05 + RZ / + Zub Kit	
						03.0520-8219.3 698219	VW Ø 200 x 40 Ø 19,05 + RZ / + Zub TopKit	
 Seilzug, Feststellbremse								
1.0	37	12/99→08/02	➔	☒; 02/00→; +PR 1JB,1KK,1KT; für Fahrzeuge mit Schlechtwegeausführung; Scheibenbremse	2	24.3727-0176.2 580176	L= 1.640	
1.4	50	08/99→05/03			2	24.3727-0198.2 580198	L= 1.645	
			➔		☒; 02/00→; +PR 1JA,1JD,1KK,1KP / 1KQ; Scheibenbremse	2	24.3727-0197.2 580197	L= 1.645
			➔		☒; 02/00→; +PR 1JA,1JC,1JD,1KM; für Fahrzeuge ohne Schlechtwegeausführung; Trommelbremse	2	24.3727-0199.2 580199	L= 1.580
			➔		☒; 02/00→; +PR 1JB,1KM; für Fahrzeuge mit Schlechtwegeausführung; Trommelbremse	2	24.3727-2504.2 582504	L= 1.580
1.2	40	07/01→04/07	➔	☒; 08/02→; +PR 1JB,1KK,1KT; für Fahrzeuge mit Schlechtwegeausführung; Scheibenbremse	2	24.3727-0176.2 580176	L= 1.640	
					2	24.3727-0198.2 580198	L= 1.645	
			➔		☒; 08/02→; +PR 1JA,1JD,1KK,1KP / 1KQ; Scheibenbremse	2	24.3727-0197.2 580197	L= 1.645
			➔		☒; 08/02→; +PR 1JA,1JC,1JD,1KM; für Fahrzeuge ohne Schlechtwegeausführung; Trommelbremse	2	24.3727-0199.2 580199	L= 1.580
			➔	☒; 08/02→; +PR 1JB,1KM; für Fahrzeuge mit Schlechtwegeausführung; Trommelbremse	2	24.3727-2504.2 582504	L= 1.580	
1.2	47	01/03→03/08	➔	☒; → 12/07; +PR 1JB,1KK,1KT; für Fahrzeuge mit Schlechtwegeausführung; Scheibenbremse	2	24.3727-0176.2 580176	L= 1.640	
1.4 16V	55	12/99→03/08			2	24.3727-0198.2 580198	L= 1.645	
1.4 16V	74	12/99→03/08						
1.4 TDI	51	10/05→03/08						
↓								











	kw			 	! #		
SKODA - FABIA I (6Y2) 08/99→03/08							
 Seilzug, Feststellbremse							
1.4 TDI 1.4 TDI 1.9 SDI 2.0	55 59 47 85	04/03→03/08 10/05→03/08 12/99→03/08 12/99→03/08	➔	⚠; → 12/07; +PR 1JA,1JD,1KK,1KP / 1KQ; Scheibenbremse	2	24.3727-0197.2 580197	L= 1.645
			➔	⚠; → 12/07; +PR 1JA,1JC,1JD,1KM; für Fahrzeuge ohne Schlechtwegeausführung; Trommelbremse	2	24.3727-0199.2 580199	L= 1.580
			➔	⚠; → 12/07; +PR 1JB,1KM; für Fahrzeuge mit Schlechtwegeausführung; Trommelbremse	2	24.3727-2504.2 582504	L= 1.580
1.4	44	08/00→08/02	➔	⚠; +PR 1JB,1KK,1KT; für Fahrzeuge mit Schlechtwegeausführung; Scheibenbremse	2	24.3727-0176.2 580176 24.3727-0198.2 580198	L= 1.640 L= 1.645
			➔	⚠; +PR 1JA,1JD,1KK,1KP / 1KQ; Scheibenbremse	2	24.3727-0197.2 580197	L= 1.645
			➔	⚠; +PR 1JA,1JC,1JD,1KM; für Fahrzeuge ohne Schlechtwegeausführung; Trommelbremse	2	24.3727-0199.2 580199	L= 1.580
			➔	⚠; +PR 1JB,1KM; für Fahrzeuge mit Schlechtwegeausführung; Trommelbremse	2	24.3727-2504.2 582504	L= 1.580
1.9 TDI	74	01/00→03/08	➔	⚠; 02/00→ 12/07; +PR 1JB,1KK,1KT; für Fahrzeuge mit Schlechtwegeausführung; Scheibenbremse	2	24.3727-0176.2 580176 24.3727-0198.2 580198	L= 1.640 L= 1.645
			➔	⚠; 02/00→ 12/07; +PR 1JA,1JD,1KK,1KP / 1KQ; Scheibenbremse	2	24.3727-0197.2 580197	L= 1.645
			➔	⚠; 02/00→ 12/07; +PR 1JA,1JC,1JD,1KM; für Fahrzeuge ohne Schlechtwegeausführung; Trommelbremse	2	24.3727-0199.2 580199	L= 1.580
			➔	⚠; 02/00→ 12/07; +PR 1JB,1KM; für Fahrzeuge mit Schlechtwegeausführung; Trommelbremse	2	24.3727-2504.2 582504	L= 1.580
1.9 TDI RS	96	06/03→03/08	➔	⚠; 09/03→ 12/07; +PR 1JB,1KK,1KT; für Fahrzeuge mit Schlechtwegeausführung; Scheibenbremse	2	24.3727-0176.2 580176 24.3727-0198.2 580198	L= 1.640 L= 1.645
			➔	⚠; 09/03→ 12/07; +PR 1JA,1JD,1KK,1KP / 1KQ; Scheibenbremse	2	24.3727-0197.2 580197	L= 1.645
			➔	⚠; 09/03→ 12/07; +PR 1JA,1JC,1JD,1KM; für Fahrzeuge ohne Schlechtwegeausführung; Trommelbremse	2	24.3727-0199.2 580199	L= 1.580
			➔	⚠; 09/03→ 12/07; +PR 1JB,1KM; für Fahrzeuge mit Schlechtwegeausführung; Trommelbremse	2	24.3727-2504.2 582504	L= 1.580
SKODA - FABIA I Combi (6Y5) 04/00→12/07							
 Radbremszylinder							
1.2	40	07/01→12/07	➔	08/02→		24.3219-0909.3 020188	∅ 19,05 ALU
1.2 1.4 1.4 1.4 16V 1.4 16V 1.4 16V 1.4 TDI 1.4 TDI 1.4 TDI 1.9 SDI	47 44 50 55 59 74 51 55 59 47	01/03→12/07 04/00→03/03 04/00→05/03 05/00→12/07 04/06→12/07 04/00→12/07 10/05→12/07 04/03→12/07 10/05→12/07 04/00→12/07	➔			24.3219-0909.3 020188	∅ 19,05 ALU
Zubehörsatz, Bremsbacken							
1.2	40	07/01→12/07	➔	08/02→		03.0137-9168.2 669168	VW
1.2 1.4 1.4 1.4 16V 1.4 16V 1.4 16V 1.4 TDI 1.4 TDI 1.4 TDI 1.9 SDI ↓	47 44 50 55 59 74 51 55 59 47	01/03→12/07 04/00→03/03 04/00→05/03 05/00→12/07 04/06→12/07 04/00→12/07 10/05→12/07 04/03→12/07 10/05→12/07 04/00→12/07	➔			03.0137-9168.2 669168	VW













	kw			 	! #		
SKODA - FABIA I Combi (6Y5) 04/00→12/07							
 Bremstrommel							
1.2	40	07/01→12/07	➔	08/02→		24.0220-0037.1 480161	Ø 200,0 x 50,1 / 201,5
1.2	47	01/03→12/07	➔			24.0220-0037.1 480161	Ø 200,0 x 50,1 / 201,5
1.4	44	04/00→03/03					
1.4	50	04/00→05/03					
1.4 16V	55	05/00→12/07					
1.4 16V	59	04/06→12/07					
1.4 16V	74	04/00→12/07					
1.4 TDI	51	10/05→12/07					
1.4 TDI	55	04/03→12/07					
1.4 TDI	59	10/05→12/07					
1.9 SDI	47	04/00→12/07					
 Bremsbackensatz							
1.2	40	07/01→12/07	➔	08/02→		03.0137-0268.2 650268 03.0420-4219.3 684219 03.0520-8219.3 698219	VW Ø 200 x 40 + HEB VW Ø 200 x 40 Ø 19,05 + RZ / + Zub Kit VW Ø 200 x 40 Ø 19,05 + RZ / + Zub TopKit
1.2	47	01/03→12/07	➔			03.0137-0268.2 650268 03.0420-4219.3 684219 03.0520-8219.3 698219	VW Ø 200 x 40 + HEB VW Ø 200 x 40 Ø 19,05 + RZ / + Zub Kit VW Ø 200 x 40 Ø 19,05 + RZ / + Zub TopKit
1.4	44	04/00→03/03					
1.4	50	04/00→05/03					
1.4 16V	55	05/00→12/07					
1.4 16V	59	04/06→12/07					
1.4 16V	74	04/00→12/07					
1.4 TDI	51	10/05→12/07					
1.4 TDI	55	04/03→12/07					
1.4 TDI	59	10/05→12/07					
1.9 SDI	47	04/00→12/07					
 Seilzug, Feststellbremse							
1.2	40	07/01→12/07	➔	⚠; 08/02→; +PR 1JB,1KK,1KT; für Fahrzeuge mit Schlechtwegeausführung; Scheibenbremse	2	24.3727-0176.2 580176 24.3727-0198.2 580198	L= 1.640 L= 1.645
			➔	⚠; 08/02→; +PR 1JA,1JD,1KK,1KP / 1KQ; Scheibenbremse	2	24.3727-0197.2 580197	L= 1.645
			➔	⚠; 08/02→; +PR 1JA,1JC,1JD,1KM; für Fahrzeuge ohne Schlechtwegeausführung; Trommelbremse	2	24.3727-0199.2 580199	L= 1.580
			➔	⚠; 08/02→; +PR 1JB,1KM; für Fahrzeuge mit Schlechtwegeausführung; Trommelbremse	2	24.3727-2504.2 582504	L= 1.580
1.2	47	01/03→12/07	➔	⚠; +PR 1JB,1KK,1KT; für Fahrzeuge mit Schlechtwegeausführung; Scheibenbremse	2	24.3727-0176.2 580176 24.3727-0198.2 580198	L= 1.640 L= 1.645
1.4	44	04/00→03/03					
1.4	50	04/00→05/03					
1.4 16V	55	05/00→12/07					
1.4 16V	59	04/06→12/07					
1.4 16V	74	04/00→12/07					
1.4 TDI	51	10/05→12/07					
1.4 TDI	55	04/03→12/07					
1.4 TDI	59	10/05→12/07					
1.9 SDI	47	04/00→12/07					
1.9 TDI	74	04/00→12/07					
2.0	85	04/00→12/07					
SKODA - FABIA I Praktik (6Y5) 01/00→12/07							
 Radbremszylinder							
1.2	40	07/01→12/07	➔	08/02→		24.3219-0909.3 020188	Ø 19,05 ALU
1.2	47	01/03→12/07	➔			24.3219-0909.3 020188	Ø 19,05 ALU
1.4	50	07/01→05/03					
1.4 TDI	51	10/05→12/07					
1.9 SDI	47	07/01→12/07					
Zubehörsatz, Bremsbacken							
1.2	40	07/01→12/07	➔	08/02→		03.0137-9168.2 669168	VW
1.2	47	01/03→12/07	➔			03.0137-9168.2 669168	VW
1.4	50	07/01→05/03					
1.4 TDI	51	10/05→12/07					
1.9 SDI	47	07/01→12/07					
 Bremstrommel							
1.2	40	07/01→12/07	➔	08/02→		24.0220-0037.1 480161	Ø 200,0 x 50,1 / 201,5
1.2	47	01/03→12/07	➔			24.0220-0037.1 480161	Ø 200,0 x 50,1 / 201,5
1.4	50	07/01→05/03					
1.4 TDI	51	10/05→12/07					
↓							














	kw					! #		
SKODA - FABIA I Praktik (6Y5) 01/00→12/07								
 Bremstrommel								
1.9 SDI	47	07/01→12/07	➔				24.0220-0037.1 480161	Ø 200,0 x 50,1 / 201,5
 Bremsbackensatz								
1.2	40	07/01→12/07	➔	08/02→			03.0137-0268.2 650268 03.0420-4219.3 684219 03.0520-8219.3 698219	VW Ø 200 x 40 + HEB VW Ø 200 x 40 Ø 19,05 + RZ / + Zub Kit VW Ø 200 x 40 Ø 19,05 + RZ / + Zub TopKit
1.2 1.4 1.4 TDI 1.9 SDI	47 50 51 47	01/03→12/07 07/01→05/03 10/05→12/07 07/01→12/07	➔				03.0137-0268.2 650268 03.0420-4219.3 684219 03.0520-8219.3 698219	VW Ø 200 x 40 + HEB VW Ø 200 x 40 Ø 19,05 + RZ / + Zub Kit VW Ø 200 x 40 Ø 19,05 + RZ / + Zub TopKit
 Seilzug, Feststellbremse								
1.2	40	07/01→12/07	➔	⚠; 08/02→; +PR 1JB,1KK,1KT; für Fahrzeuge mit Schlechtwegeausführung; Scheibenbremse	2	24.3727-0176.2 580176 24.3727-0198.2 580198	L= 1.640 L= 1.645	
			➔	⚠; 08/02→; +PR 1JA,1JD,1KK,1KP / 1KQ; Scheibenbremse	2	24.3727-0197.2 580197	L= 1.645	
			➔	⚠; 08/02→; +PR 1JA,1JC,1JD,1KM; für Fahrzeuge ohne Schlechtwegeausführung; Trommelbremse	2	24.3727-0199.2 580199	L= 1.580	
			➔	⚠; 08/02→; +PR 1JB,1KM; für Fahrzeuge mit Schlechtwegeausführung; Trommelbremse	2	24.3727-2504.2 582504	L= 1.580	
1.2 1.4 1.4 TDI 1.9 SDI	47 50 51 47	01/03→12/07 07/01→05/03 10/05→12/07 07/01→12/07	➔	⚠; +PR 1JB,1KK,1KT; für Fahrzeuge mit Schlechtwegeausführung; Scheibenbremse	2	24.3727-0176.2 580176 24.3727-0198.2 580198	L= 1.640 L= 1.645	
			➔	⚠; +PR 1JA,1JD,1KK,1KP / 1KQ; Scheibenbremse	2	24.3727-0197.2 580197	L= 1.645	
			➔	⚠; +PR 1JA,1JC,1JD,1KM; für Fahrzeuge ohne Schlechtwegeausführung; Trommelbremse	2	24.3727-0199.2 580199	L= 1.580	
			➔	⚠; +PR 1JB,1KM; für Fahrzeuge mit Schlechtwegeausführung; Trommelbremse	2	24.3727-2504.2 582504	L= 1.580	
SKODA - FABIA I Stufenheck (6Y3) 10/99→12/07								
 Radbremszylinder								
1.2	40	07/01→12/07	➔	08/02→			24.3219-0909.3 020188	Ø 19,05 ALU
1.2 1.4 1.4 1.4 16V 1.4 16V 1.4 16V 1.4 TDI 1.4 TDI 1.4 TDI	47 44 50 55 59 74 51 55 59	01/03→12/07 04/00→08/02 07/01→05/03 10/99→12/07 04/06→12/07 12/99→12/07 10/05→12/07 04/03→12/07 10/05→12/07	➔				24.3219-0909.3 020188	Ø 19,05 ALU
1.9 SDI	47	11/99→12/07	➔	12/99→			24.3219-0909.3 020188	Ø 19,05 ALU
Zubehörsatz, Bremsbacken								
1.2	40	07/01→12/07	➔	08/02→			03.0137-9168.2 669168	VW
1.2 1.4 1.4 1.4 16V 1.4 16V 1.4 16V 1.4 TDI 1.4 TDI 1.4 TDI	47 44 50 55 59 74 51 55 59	01/03→12/07 04/00→08/02 07/01→05/03 10/99→12/07 04/06→12/07 12/99→12/07 10/05→12/07 04/03→12/07 10/05→12/07	➔				03.0137-9168.2 669168	VW
1.9 SDI	47	11/99→12/07	➔	12/99→			03.0137-9168.2 669168	VW
 Bremstrommel								
1.2	40	07/01→12/07	➔	08/02→			24.0220-0037.1 480161	Ø 200,0 x 50,1 / 201,5
1.2 1.4 1.4 1.4 16V ↓	47 44 50 55	01/03→12/07 04/00→08/02 07/01→05/03 10/99→12/07	➔				24.0220-0037.1 480161	Ø 200,0 x 50,1 / 201,5

















	kw			 	! #		
SKODA - FABIA I Stufenheck (6Y3) 10/99→12/07							
Bremstrommel							
1.4 16V	59	04/06→12/07	➔			24.0220-0037.1 480161	Ø 200,0 x 50,1 / 201,5
1.4 16V	74	12/99→12/07					
1.4 TDI	51	10/05→12/07					
1.4 TDI	55	04/03→12/07					
1.4 TDI	59	10/05→12/07					
1.9 SDI	47	11/99→12/07	➔	12/99→		24.0220-0037.1 480161	Ø 200,0 x 50,1 / 201,5
Bremsbackensatz							
1.2	40	07/01→12/07	➔	08/02→		03.0137-0268.2 650268 03.0420-4219.3 684219 03.0520-8219.3 698219	VW Ø 200 x 40 + HEB VW Ø 200 x 40 Ø 19,05 + RZ / + Zub Kit VW Ø 200 x 40 Ø 19,05 + RZ / + Zub TopKit
1.2	47	01/03→12/07	➔			03.0137-0268.2 650268	VW Ø 200 x 40 + HEB
1.4	44	04/00→08/02				03.0420-4219.3 684219	VW Ø 200 x 40 Ø 19,05 + RZ / + Zub Kit
1.4	50	07/01→05/03					
1.4 16V	55	10/99→12/07				03.0520-8219.3 698219	VW Ø 200 x 40 Ø 19,05 + RZ / + Zub TopKit
1.4 16V	59	04/06→12/07					
1.4 16V	74	12/99→12/07					
1.4 TDI	51	10/05→12/07					
1.4 TDI	55	04/03→12/07					
1.4 TDI	59	10/05→12/07					
1.9 SDI	47	11/99→12/07	➔	12/99→		03.0137-0268.2 650268 03.0420-4219.3 684219 03.0520-8219.3 698219	VW Ø 200 x 40 + HEB VW Ø 200 x 40 Ø 19,05 + RZ / + Zub Kit VW Ø 200 x 40 Ø 19,05 + RZ / + Zub TopKit
Seilzug, Feststellbremse							
1.2	40	07/01→12/07	➔	⚠; 08/02→; +PR 1JB,1KK,1KT; für Fahrzeuge mit Schlechtwegeausführung; Scheibenbremse	2	24.3727-0176.2 580176 24.3727-0198.2 580198	L= 1.640 L= 1.645
			➔	⚠; 08/02→; +PR 1JA,1JD,1KK,1KP / 1KQ; Scheibenbremse	2	24.3727-0197.2 580197	L= 1.645
			➔	⚠; 08/02→; +PR 1JA,1JC,1JD,1KM; für Fahrzeuge ohne Schlechtwegeausführung; Trommelbremse	2	24.3727-0199.2 580199	L= 1.580
			➔	⚠; 08/02→; +PR 1JB,1KM; für Fahrzeuge mit Schlechtwegeausführung; Trommelbremse	2	24.3727-2504.2 582504	L= 1.580
1.2	47	01/03→12/07	➔	⚠; +PR 1JB,1KK,1KT; für Fahrzeuge mit Schlechtwegeausführung; Scheibenbremse	2	24.3727-0176.2 580176 24.3727-0198.2 580198	L= 1.640 L= 1.645
1.4	44	04/00→08/02					
1.4	50	07/01→05/03					
1.4 16V	55	10/99→12/07				24.3727-0197.2 580197	L= 1.645
1.4 16V	59	04/06→12/07	➔	⚠; +PR 1JA,1JD,1KK,1KP / 1KQ; Scheibenbremse	2	24.3727-0197.2 580197	L= 1.645
1.4 16V	74	12/99→12/07					
1.4 TDI	51	10/05→12/07	➔	⚠; +PR 1JA,1JC,1JD,1KM; für Fahrzeuge ohne Schlechtwegeausführung; Trommelbremse	2	24.3727-0199.2 580199	L= 1.580
1.4 TDI	55	04/03→12/07					
1.4 TDI	59	10/05→12/07					
2.0	85	12/99→12/07	➔	⚠; +PR 1JB,1KM; für Fahrzeuge mit Schlechtwegeausführung; Trommelbremse	2	24.3727-2504.2 582504	L= 1.580
1.9 SDI	47	11/99→12/07	➔	⚠; 12/99→; +PR 1JB,1KK,1KT; für Fahrzeuge mit Schlechtwegeausführung; Scheibenbremse	2	24.3727-0176.2 580176 24.3727-0198.2 580198	L= 1.640 L= 1.645
			➔	⚠; 12/99→; +PR 1JA,1JD,1KK,1KP / 1KQ; Scheibenbremse	2	24.3727-0197.2 580197	L= 1.645
			➔	⚠; 12/99→; +PR 1JA,1JC,1JD,1KM; für Fahrzeuge ohne Schlechtwegeausführung; Trommelbremse	2	24.3727-0199.2 580199	L= 1.580
			➔	⚠; 12/99→; +PR 1JB,1KM; für Fahrzeuge mit Schlechtwegeausführung; Trommelbremse	2	24.3727-2504.2 582504	L= 1.580
1.9 TDI	74	01/00→12/07	➔	⚠; 02/00→; +PR 1JB,1KK,1KT; für Fahrzeuge mit Schlechtwegeausführung; Scheibenbremse	2	24.3727-0176.2 580176 24.3727-0198.2 580198	L= 1.640 L= 1.645
			➔	⚠; 02/00→; +PR 1JA,1JD,1KK,1KP / 1KQ; Scheibenbremse	2	24.3727-0197.2 580197	L= 1.645
			➔	⚠; 02/00→; +PR 1JA,1JC,1JD,1KM; für Fahrzeuge ohne Schlechtwegeausführung; Trommelbremse	2	24.3727-0199.2 580199	L= 1.580














	kw			 	! #		
SKODA - FABIA I Stufenheck (6Y3) 10/99→12/07							
 Seilzug, Feststellbremse							
1.9 TDI	74	01/00→12/07	➔	⚠; 02/00→; +PR 1JB,1KM; für Fahrzeuge mit Schlechtwegeausführung; Trommelbremse	2	24.3727-2504.2 582504	L= 1.580
SKODA - FABIA II (542) 12/06→12/14							
 Radbremszylinder							
1.2	44	12/06→12/14	➔	03/07→ 06/14		24.3219-0909.3 020188	Ø 19,05 ALU
1.2	51	01/07→12/14					
1.4	63	01/07→12/14					
1.2 12V	44	11/11→12/14	➔	→ 06/14		24.3219-0909.3 020188	Ø 19,05 ALU
1.2 TDI	55	05/10→12/14					
1.2 TSI	63	03/10→12/14					
1.2 TSI	77	03/10→12/14					
1.6	77	04/07→12/14					
1.6 TDI	55	04/10→12/14					
1.6 TDI	66	03/10→12/14					
1.6 TDI	77	03/10→12/14					
1.4 TDI	51	02/07→03/10	➔	03/07→		24.3219-0909.3 020188	Ø 19,05 ALU
1.4 TDI	59	01/07→03/10					
1.9 TDI	77	04/07→03/10	➔			24.3219-0909.3 020188	Ø 19,05 ALU
Zubehörsatz, Bremsbacken							
1.2	44	12/06→12/14	➔	03/07→ 06/14		03.0137-9168.2 669168	VW
1.2	51	01/07→12/14					
1.4	63	01/07→12/14					
1.2 12V	44	11/11→12/14	➔	→ 06/14		03.0137-9168.2 669168	VW
1.2 TDI	55	05/10→12/14					
1.2 TSI	63	03/10→12/14					
1.2 TSI	77	03/10→12/14					
1.6	77	04/07→12/14					
1.6 TDI	55	04/10→12/14					
1.6 TDI	66	03/10→12/14					
1.6 TDI	77	03/10→12/14					
1.4 TDI	51	02/07→03/10	➔	03/07→		03.0137-9168.2 669168	VW
1.4 TDI	59	01/07→03/10					
1.9 TDI	77	04/07→03/10	➔			03.0137-9168.2 669168	VW
 Bremstrommel							
1.2	44	12/06→12/14	➔	03/07→ 06/14		24.0220-0037.1 480161	Ø 200,0 x 50,1 / 201,5
1.2	51	01/07→12/14					
1.4	63	01/07→12/14					
1.2 12V	44	11/11→12/14	➔	→ 06/14		24.0220-0037.1 480161	Ø 200,0 x 50,1 / 201,5
1.2 TDI	55	05/10→12/14					
1.2 TSI	63	03/10→12/14					
1.2 TSI	77	03/10→12/14					
1.6	77	04/07→12/14					
1.6 TDI	55	04/10→12/14					
1.6 TDI	66	03/10→12/14					
1.6 TDI	77	03/10→12/14					
1.4 TDI	51	02/07→03/10	➔	03/07→		24.0220-0037.1 480161	Ø 200,0 x 50,1 / 201,5
1.4 TDI	59	01/07→03/10					
1.9 TDI	77	04/07→03/10	➔			24.0220-0037.1 480161	Ø 200,0 x 50,1 / 201,5
 Bremsbackensatz							
1.2	44	12/06→12/14	➔	03/07→ 06/14		03.0137-0268.2 650268	VW Ø 200 x 40 + HEB
1.2	51	01/07→12/14				03.0520-8219.3 698219	VW Ø 200 x 40 Ø 19,05 + RZ / + Zub TopKit
1.4	63	01/07→12/14					
1.2 12V	44	11/11→12/14	➔	→ 06/14		03.0137-0268.2 650268	VW Ø 200 x 40 + HEB
1.2 TDI	55	05/10→12/14				03.0520-8219.3 698219	VW Ø 200 x 40 Ø 19,05 + RZ / + Zub TopKit
1.2 TSI	63	03/10→12/14					
1.2 TSI	77	03/10→12/14					
1.6	77	04/07→12/14					
1.6 TDI	55	04/10→12/14					
1.6 TDI	66	03/10→12/14					
1.6 TDI	77	03/10→12/14					
1.4 TDI	51	02/07→03/10	➔	03/07→		03.0137-0268.2 650268	VW Ø 200 x 40 + HEB
1.4 TDI	59	01/07→03/10				03.0520-8219.3 698219	VW Ø 200 x 40 Ø 19,05 + RZ / + Zub TopKit
1.9 TDI	77	04/07→03/10	➔			03.0137-0268.2 650268	VW Ø 200 x 40 + HEB
						03.0520-8219.3 698219	VW Ø 200 x 40 Ø 19,05 + RZ / + Zub TopKit
↓							

















	kW			 	! #		
SKODA - FABIA II (542) 12/06→12/14							
 Seilzug, Feststellbremse							
1.2	44	12/06→12/14	➔	⬇; 03/07→06/14; +PR 1JA,1JD,1JE,1KK / 1KP,1KQ,1KT; Scheibenbremse	2	24.3727-0197.2 580197	L= 1.645
1.2	51	01/07→12/14					
1.4	63	01/07→12/14	➔	⬇; 03/07→06/14; +PR 1JA,1JD,1JE,1KK / 1KP,1KQ,1KT; Trommelbremse	2	24.3727-0199.2 580199	L= 1.580
1.2 12V	44	11/11→12/14	➔	⬇; → 06/14; +PR 1JA,1JD,1JE,1KK / 1KP,1KQ,1KT; Scheibenbremse	2	24.3727-0197.2 580197	L= 1.645
1.2 TDI	55	05/10→12/14					
1.2 TSI	63	03/10→12/14					
1.2 TSI	77	03/10→12/14	➔	⬇; → 06/14; +PR 1JA,1JD,1JE,1KK / 1KP,1KQ,1KT; Trommelbremse	2	24.3727-0199.2 580199	L= 1.580
1.4 TSI RS	132	05/10→12/14					
1.6	77	04/07→12/14					
1.6 TDI	55	04/10→12/14					
1.6 TDI	66	03/10→12/14					
1.6 TDI	77	03/10→12/14					
1.4 TDI	51	02/07→03/10	➔	⬇; 03/07→; +PR 1JA,1JD,1JE,1KK / 1KP,1KQ,1KT; Scheibenbremse	2	24.3727-0197.2 580197	L= 1.645
1.4 TDI	59	01/07→03/10	➔	⬇; 03/07→; +PR 1JA,1JD,1JE,1KK / 1KP,1KQ,1KT; Trommelbremse	2	24.3727-0199.2 580199	L= 1.580
1.9 TDI	77	04/07→03/10	➔	⬇; +PR 1JA,1JD,1JE,1KK / 1KP,1KQ,1KT; Scheibenbremse	2	24.3727-0197.2 580197	L= 1.645
			➔	⬇; +PR 1JA,1JD,1JE,1KK / 1KP,1KQ,1KT; Trommelbremse	2	24.3727-0199.2 580199	L= 1.580
SKODA - FABIA II Combi (545) 10/07→12/14							
 Radbremszylinder							
1.2	44	10/07→11/14	➔	→ 06/14		24.3219-0909.3 020188	Ø 19,05 ALU
1.2	51	10/07→12/14					
1.2 12V	44	11/11→12/14					
1.2 TDI	55	05/10→12/14					
1.2 TSI	63	03/10→12/14					
1.2 TSI	77	03/10→12/14					
1.4	63	10/07→12/14					
1.6	77	10/07→12/14					
1.6 TDI	55	04/10→12/14					
1.6 TDI	66	03/10→12/14					
1.6 TDI	77	03/10→12/14					
1.4 TDI	51	10/07→03/10	➔			24.3219-0909.3 020188	Ø 19,05 ALU
1.4 TDI	59	10/07→03/10					
1.9 TDI	77	10/07→03/10					
Zubehörsatz, Bremsbacken							
1.2	44	10/07→11/14	➔	→ 06/14		03.0137-9168.2 669168	VW
1.2	51	10/07→12/14					
1.2 12V	44	11/11→12/14					
1.2 TDI	55	05/10→12/14					
1.2 TSI	63	03/10→12/14					
1.2 TSI	77	03/10→12/14					
1.4	63	10/07→12/14					
1.6	77	10/07→12/14					
1.6 TDI	55	04/10→12/14					
1.6 TDI	66	03/10→12/14					
1.6 TDI	77	03/10→12/14					
1.4 TDI	51	10/07→03/10	➔			03.0137-9168.2 669168	VW
1.4 TDI	59	10/07→03/10					
1.9 TDI	77	10/07→03/10					
 Bremsstrommel							
1.2	44	10/07→11/14	➔	→ 06/14		24.0220-0037.1 480161	Ø 200,0 x 50,1 / 201,5
1.2	51	10/07→12/14					
1.2 12V	44	11/11→12/14					
1.2 TDI	55	05/10→12/14					
1.2 TSI	63	03/10→12/14					
1.2 TSI	77	03/10→12/14					
1.4	63	10/07→12/14					
1.6	77	10/07→12/14					
1.6 TDI	55	04/10→12/14					
1.6 TDI	66	03/10→12/14					
1.6 TDI	77	03/10→12/14					
1.4 TDI	51	10/07→03/10	➔			24.0220-0037.1 480161	Ø 200,0 x 50,1 / 201,5
1.4 TDI	59	10/07→03/10					
1.9 TDI	77	10/07→03/10					
↓							












	kw			 	! #		
SKODA - FABIA II Combi (545) 10/07→12/14							
 Bremsbackensatz							
1.2	44	10/07→11/14	➔	→ 06/14		03.0137-0268.2 650268	VW Ø 200 x 40 + HEB
1.2	51	10/07→12/14				03.0520-8219.3 698219	VW Ø 200 x 40 Ø 19,05
1.2 12V	44	11/11→12/14					+ RZ / + Zub TopKit
1.2 TDI	55	05/10→12/14					
1.2 TSI	63	03/10→12/14					
1.2 TSI	77	03/10→12/14					
1.4	63	10/07→12/14					
1.6	77	10/07→12/14					
1.6 TDI	55	04/10→12/14					
1.6 TDI	66	03/10→12/14					
1.6 TDI	77	03/10→12/14					
1.4 TDI	51	10/07→03/10	➔			03.0137-0268.2 650268	VW Ø 200 x 40 + HEB
1.4 TDI	59	10/07→03/10				03.0520-8219.3 698219	VW Ø 200 x 40 Ø 19,05
1.9 TDI	77	10/07→03/10					+ RZ / + Zub TopKit
 Seilzug, Feststellbremse							
1.2	44	10/07→11/14	➔	⏴; → 06/14;	2	24.3727-0197.2 580197	L= 1.645
1.2	51	10/07→12/14		+PR 1JA,1JD,1JE,1KK / 1KP,1KQ,1KT;			
1.2 12V	44	11/11→12/14		Scheibenbremse			
1.2 TDI	55	05/10→12/14	➔	⏴; → 06/14;	2	24.3727-0199.2 580199	L= 1.580
1.2 TSI	63	03/10→12/14		+PR 1JA,1JD,1JE,1KK / 1KP,1KQ,1KT;			
1.2 TSI	77	03/10→12/14		Trommelbremse			
1.4	63	10/07→12/14					
1.4 TSI RS	132	05/10→12/14					
1.6	77	10/07→12/14					
1.6 TDI	55	04/10→12/14					
1.6 TDI	66	03/10→12/14					
1.6 TDI	77	03/10→12/14					
1.4 TDI	51	10/07→03/10	➔	⏴;	2	24.3727-0197.2 580197	L= 1.645
1.4 TDI	59	10/07→03/10		+PR 1JA,1JD,1JE,1KK / 1KP,1KQ,1KT;			
1.9 TDI	77	10/07→03/10		Scheibenbremse			
			➔	⏴;	2	24.3727-0199.2 580199	L= 1.580
				+PR 1JA,1JD,1JE,1KK / 1KP,1KQ,1KT;			
				Trommelbremse			
SKODA - FABIA III (NJ3) 08/14→							
 Radbremszylinder							
1.0	44	08/14→	➔			24.3219-0909.3 020188	Ø 19,05 ALU
1.0	55	08/14→					
1.0 TSI	70	08/14→					
1.0 TSI	81	08/14→					
1.2 TSI	66	08/14→					
1.2 TSI	81	08/14→					
1.4 TDI	55	05/15→					
1.4 TDI	66	08/14→					
1.4 TDI	77	08/14→					
1.4 TSI R5	92	02/18→					
1.6	81	01/15→					
Zubehörsatz, Bremsbacken							
1.0	44	08/14→	➔			03.0137-9168.2 669168	VW
1.0	55	08/14→					
1.0 TSI	70	08/14→					
1.0 TSI	81	08/14→					
1.2 TSI	66	08/14→					
1.2 TSI	81	08/14→					
1.4 TDI	55	05/15→					
1.4 TDI	66	08/14→					
1.4 TDI	77	08/14→					
1.4 TSI R5	92	02/18→					
1.6	81	01/15→					
 Bremstrommel							
1.0	44	08/14→	➔			24.0220-0037.1 480161	Ø 200,0 x 50,1 / 201,5
1.0	55	08/14→					
1.0 TSI	70	08/14→					
1.0 TSI	81	08/14→					
1.2 TSI	66	08/14→					
1.2 TSI	81	08/14→					
1.4 TDI	55	05/15→					
1.4 TDI	66	08/14→					
1.4 TDI	77	08/14→					
1.4 TSI R5	92	02/18→					
1.6	81	01/15→					
 Bremsbackensatz							
1.0	44	08/14→	➔			03.0137-0268.2 650268	VW Ø 200 x 40 + HEB
1.0	55	08/14→					
1.0 TSI	70	08/14→					
↓							











	kw			 	! #		
SKODA - FABIA III (NJ3) 08/14 →							
 Bremsbackensatz							
1.0 TSI	81	08/14 →	→			03.0520-8219.3 698219	VW Ø 200 x 40 Ø 19,05 + RZ / + Zub TopKit
1.2 TSI	66	08/14 →					
1.2 TSI	81	08/14 →					
1.4 TDI	55	05/15 →					
1.4 TDI	66	08/14 →					
1.4 TDI	77	08/14 →					
1.4 TSI R5	92	02/18 →					
1.6	81	01/15 →					
 Seilzug, Feststellbremse							
1.0	44	08/14 →	→	↓; +PR 1KM; Trommelbremse	2	24.3727-3402.2 583402	L= 1.588
1.0	55	08/14 →					
1.0 TSI	70	08/14 →					
1.0 TSI	81	08/14 →					
1.2 TSI	66	08/14 →					
1.2 TSI	81	08/14 →					
1.4 TDI	55	05/15 →					
1.4 TDI	66	08/14 →					
1.4 TDI	77	08/14 →					
1.4 TSI R5	92	02/18 →					
1.6	81	01/15 →					
SKODA - FABIA III Kombi (NJ5) 08/14 →							
 Radbremszylinder							
1.0	44	10/14 →	→			24.3219-0909.3 020188	Ø 19,05 ALU
1.0	55	10/14 →					
1.0 TSI	70	08/14 →					
1.0 TSI	81	08/14 →					
1.2 TSI	66	10/14 →					
1.2 TSI	81	10/14 →					
1.4 TDI	55	05/15 →					
1.4 TDI	66	10/14 →					
1.4 TDI	77	10/14 →					
1.6	81	01/15 →					
Zubehörsatz, Bremsbacken							
1.0	44	10/14 →	→			03.0137-9168.2 669168	VW
1.0	55	10/14 →					
1.0 TSI	70	08/14 →					
1.0 TSI	81	08/14 →					
1.2 TSI	66	10/14 →					
1.2 TSI	81	10/14 →					
1.4 TDI	55	05/15 →					
1.4 TDI	66	10/14 →					
1.4 TDI	77	10/14 →					
1.6	81	01/15 →					
 Bremstrommel							
1.0	44	10/14 →	→			24.0220-0037.1 480161	Ø 200,0 x 50,1 / 201,5
1.0	55	10/14 →					
1.0 TSI	70	08/14 →					
1.0 TSI	81	08/14 →					
1.2 TSI	66	10/14 →					
1.2 TSI	81	10/14 →					
1.4 TDI	55	05/15 →					
1.4 TDI	66	10/14 →					
1.4 TDI	77	10/14 →					
1.6	81	01/15 →					
 Bremsbackensatz							
1.0	44	10/14 →	→			03.0137-0268.2 650268	VW Ø 200 x 40 + HEB
1.0	55	10/14 →				03.0520-8219.3 698219	VW Ø 200 x 40 Ø 19,05 + RZ / + Zub TopKit
1.0 TSI	70	08/14 →					
1.0 TSI	81	08/14 →					
1.2 TSI	66	10/14 →					
1.2 TSI	81	10/14 →					
1.4 TDI	55	05/15 →					
1.4 TDI	66	10/14 →					
1.4 TDI	77	10/14 →					
1.6	81	01/15 →					
 Seilzug, Feststellbremse							
1.0	44	10/14 →	→	↓; +PR 1KM; Trommelbremse	2	24.3727-3402.2 583402	L= 1.588
1.0	55	10/14 →					
1.0 TSI	70	08/14 →					
1.0 TSI	81	08/14 →					
1.2 TSI	66	10/14 →					
1.2 TSI	81	10/14 →					
1.4 TDI	55	05/15 →					
1.4 TDI	66	10/14 →					








	kw			 	! #		
SKODA - FABIA III Kombi (NJ5) 08/14→							
 Seilzug, Feststellbremse							
1.4 TDI 1.6	77 81	10/14→ 01/15→	➔	⬇️; +PR 1KM; Trommelbremse	2	24.3727-3402.2 583402	L= 1.588
SKODA - FAVORIT Pick-up (787) 06/92→06/97							
 Radbremszylinder							
1.3 1.3 1.3	40 42 50	12/92→06/97 12/92→06/97 12/92→06/97	➔	→ 12/95		24.3222-1712.3 020424	Ø 22,2 GG
Zubehörsatz, Bremsbacken							
1.3 1.3 1.3	40 42 50	12/92→06/97 12/92→06/97 12/92→06/97	➔	→ 12/95		03.0137-9168.2 669168	VW
 Bremstrommel							
1.3 1.3 1.3	40 42 50	12/92→06/97 12/92→06/97 12/92→06/97	➔	→ 12/95		24.0220-0018.1 480019 24.0220-0718.2 480209	Ø 200,0 x 50 / 201 - RLG / - ABS Ring Ø 200,0 x 50 / 201 + RLG / - ABS Ring
 Bremsbackensatz							
1.3 1.3 1.3	40 42 50	12/92→06/97 12/92→06/97 12/92→06/97	➔	→ 12/95		03.0137-0268.2 650268 03.0520-7022.3 697022	VW Ø 200 x 40 + HEB VW Ø 200 x 40 Ø 22,2 + RZ / + Zub TopKit
SKODA - FELICIA I (6U1) 10/94→03/98							
 Radbremszylinder							
1.3 1.3 1.3 1.6 LX	40 43 50 55	10/94→03/98 10/94→03/98 10/94→03/98 08/95→03/98	➔	→ 02/98		24.3219-1721.3 020422	Ø 19,05 GG
Zubehörsatz, Bremsbacken							
1.3 1.3 1.3 1.6 LX 1.9 D	40 43 50 55 47	10/94→03/98 10/94→03/98 10/94→03/98 08/95→03/98 10/95→03/98	➔	→ 02/98 10/96→ 02/98		03.0137-9168.2 669168 03.0137-9168.2 669168	VW VW
 Bremstrommel							
1.3 1.3 1.3 1.6 LX 1.9 D	40 43 50 55 47	10/94→03/98 10/94→03/98 10/94→03/98 08/95→03/98 10/95→03/98	➔	→ 02/98 10/96→ 02/98		24.0220-0018.1 480019 24.0220-0718.2 480209 24.0220-0018.1 480019 24.0220-0718.2 480209	Ø 200,0 x 50 / 201 - RLG / - ABS Ring Ø 200,0 x 50 / 201 + RLG / - ABS Ring Ø 200,0 x 50 / 201 - RLG / - ABS Ring Ø 200,0 x 50 / 201 + RLG / - ABS Ring
 Bremsbackensatz							
1.3 1.3 1.3 1.6 LX 1.9 D	40 43 50 55 47	10/94→03/98 10/94→03/98 10/94→03/98 08/95→03/98 10/95→03/98	➔	→ 02/98 10/96→ 02/98		03.0137-0268.2 650268 03.0520-5319.3 695319 03.0137-0268.2 650268	VW Ø 200 x 40 + HEB Ø 200 x 40 Ø 19,05 + RZ / + Zub TopKit VW Ø 200 x 40 + HEB
 Seilzug, Feststellbremse							
1.3 1.3 1.3 1.6 LX 1.9 D	40 43 50 55 47	10/94→03/98 10/94→03/98 10/94→03/98 08/95→03/98 10/95→03/98	➔	⬇️; → 02/98; Trommelbremse ⬇️; 10/96→ 02/98; Trommelbremse	2 2	24.3727-2500.2 582500 24.3727-2500.2 582500	L= 1.752 L= 1.752
SKODA - FELICIA I Kombi (6U5) 07/95→03/98							
 Radbremszylinder							
1.3 1.3 LX 1.3 LXI 1.6 GLX 1.9 D ↓	43 40 50 55 47	08/95→03/98 08/95→03/98 08/95→03/98 08/95→03/98 10/95→03/98	➔	→ 02/98 10/96→ 02/98		24.3222-1712.3 020424 24.3222-1712.3 020424	Ø 22,2 GG Ø 22,2 GG












	kw					! #		
SKODA - FELICIA I Kombi (6U5) 07/95→03/98								
Zubehörsatz, Bremsbacken								
1.3	43	08/95→03/98	➡	→ 02/98			03.0137-9168.2 669168	VW
1.3 LX	40	08/95→03/98						
1.3 LXI	50	08/95→03/98						
1.6 GLX	55	08/95→03/98						
1.9 D	47	10/95→03/98	➡	10/96→ 02/98			03.0137-9168.2 669168	VW
 Bremstrommel								
1.3	43	08/95→03/98	➡	→ 02/98			24.0220-0018.1 480019	Ø 200,0 x 50 / 201 - RLG / - ABS Ring
1.3 LX	40	08/95→03/98						
1.3 LXI	50	08/95→03/98					24.0220-0718.2 480209	Ø 200,0 x 50 / 201 + RLG / - ABS Ring
1.6 GLX	55	08/95→03/98						
1.9 D	47	10/95→03/98	➡	10/96→ 02/98			24.0220-0018.1 480019	Ø 200,0 x 50 / 201 - RLG / - ABS Ring
							24.0220-0718.2 480209	Ø 200,0 x 50 / 201 + RLG / - ABS Ring
 Bremsbackensatz								
1.3	43	08/95→03/98	➡	→ 02/98			03.0137-0268.2 650268	VW Ø 200 x 40 + HEB
1.3 LX	40	08/95→03/98					03.0520-7022.3 697022	VW Ø 200 x 40 Ø 22,2 + RZ / + Zub TopKit
1.3 LXI	50	08/95→03/98						
1.6 GLX	55	08/95→03/98						
1.9 D	47	10/95→03/98	➡	10/96→ 02/98			03.0137-0268.2 650268	VW Ø 200 x 40 + HEB
							03.0520-7022.3 697022	VW Ø 200 x 40 Ø 22,2 + RZ / + Zub TopKit
 Seilzug, Feststellbremse								
1.3	43	08/95→03/98	➡	⬇; → 02/98; Trommelbremse	2		24.3727-2500.2 582500	L= 1.752
1.3 LX	40	08/95→03/98						
1.3 LXI	50	08/95→03/98						
1.6 GLX	55	08/95→03/98						
1.9 D	47	10/95→03/98	➡	⬇; 10/96→ 02/98; Trommelbremse	2		24.3727-2500.2 582500	L= 1.752
SKODA - FELICIA I Pick-up (6UF, 6U7) 10/95→04/02								
 Radbremszylinder								
1.3	40	06/97→04/02	➡	+ ABS; → 12/00			24.3219-1721.3 020422	Ø 19,05 GG
1.9 D	47	06/97→04/02	➡	- ABS; → 12/00			24.3222-1712.3 020424	Ø 22,2 GG
1.3	50	06/97→04/02	➡	→ 12/00			24.3219-1721.3 020422	Ø 19,05 GG
							24.3222-1712.3 020424	Ø 22,2 GG
1.6	55	06/97→04/02	➡	+ ABS; → 12/99			24.3219-1721.3 020422	Ø 19,05 GG
			➡	→ 12/99; - ABS			24.3222-1712.3 020424	Ø 22,2 GG
Zubehörsatz, Bremsbacken								
1.3	40	06/97→04/02	➡	→ 12/00			03.0137-9168.2 669168	VW
1.3	50	06/97→04/02						
1.9 D	47	06/97→04/02						
1.6	55	06/97→04/02	➡	→ 12/99			03.0137-9168.2 669168	VW
 Bremstrommel								
1.3	40	06/97→04/02	➡	→ 12/00			24.0220-0018.1 480019	Ø 200,0 x 50 / 201 - RLG / - ABS Ring
1.3	50	06/97→04/02						
1.9 D	47	06/97→04/02					24.0220-0718.2 480209	Ø 200,0 x 50 / 201 + RLG / - ABS Ring
1.6	55	06/97→04/02	➡	→ 12/99			24.0220-0018.1 480019	Ø 200,0 x 50 / 201 - RLG / - ABS Ring
							24.0220-0718.2 480209	Ø 200,0 x 50 / 201 + RLG / - ABS Ring
 Bremsbackensatz								
1.3	40	06/97→04/02	➡	→ 12/00			03.0137-0268.2 650268	VW Ø 200 x 40 + HEB
1.9 D	47	06/97→04/02	➡	+ ABS; → 12/00			03.0520-5319.3 695319	Ø 200 x 40 Ø 19,05 + RZ / + Zub TopKit
			➡	- ABS; → 12/00			03.0520-7022.3 697022	VW Ø 200 x 40 Ø 22,2 + RZ / + Zub TopKit
1.3	50	06/97→04/02	➡	→ 12/00			03.0137-0268.2 650268	VW Ø 200 x 40 + HEB
							03.0520-5319.3 695319	Ø 200 x 40 Ø 19,05 + RZ / + Zub TopKit
							03.0520-7022.3 697022	VW Ø 200 x 40 Ø 22,2 + RZ / + Zub TopKit
↓								












	kw					! #		
SKODA - FELICIA I Pick-up (6UF, 6U7) 10/95→04/02								
 Bremsbackensatz								
1.6	55	06/97→04/02	➡	→ 12/99			03.0137-0268.2 650268	VW Ø 200 x 40 + HEB
			➡	+ ABS; → 12/99			03.0520-5319.3 695319	Ø 200 x 40 Ø 19,05 + RZ / + Zub TopKit
			➡	- ABS; → 12/99			03.0520-7022.3 697022	VW Ø 200 x 40 Ø 22,2 + RZ / + Zub TopKit
 Seilzug, Feststellbremse								
1.3 1.3 1.9 D	40 50 47	06/97→04/02 06/97→04/02 06/97→04/02	➡	⏴; → 12/00; Trommelbremse	2		24.3727-2508.2 582508	L= 1.782
1.6	55	06/97→04/02	➡	⏴; → 12/99; Trommelbremse	2		24.3727-2508.2 582508	L= 1.782
SKODA - FELICIA II (6U1) 01/98→06/01								
 Radbremszylinder								
1.3 1.3 1.3	40 43 50	01/98→06/01 01/98→06/01 01/98→06/01	➡	03/98→; + ABS			24.3219-1721.3 020422	Ø 19,05 GG
1.6 1.9 D	55 47	01/98→06/01 01/98→06/01	➡	03/98→; - ABS			24.3222-1712.3 020424	Ø 22,2 GG
Zubehörsatz, Bremsbacken								
1.3 1.3 1.3 1.6 1.9 D	40 43 50 55 47	01/98→06/01 01/98→06/01 01/98→06/01 01/98→06/01 01/98→06/01		03/98→			03.0137-9168.2 669168	VW
 Bremstrommel								
1.3 1.3 1.3 1.6 1.9 D	40 43 50 55 47	01/98→06/01 01/98→06/01 01/98→06/01 01/98→06/01 01/98→06/01	➡	03/98→			24.0220-0018.1 480019	Ø 200,0 x 50 / 201 - RLG / - ABS Ring
							24.0220-0718.2 480209	Ø 200,0 x 50 / 201 + RLG / - ABS Ring
 Bremsbackensatz								
1.3 1.3 1.3 1.6 1.9 D	40 43 50 55 47	01/98→06/01 01/98→06/01 01/98→06/01 01/98→06/01 01/98→06/01	➡	03/98→			03.0137-0268.2 650268	VW Ø 200 x 40 + HEB
			➡	03/98→; + ABS			03.0520-5319.3 695319	Ø 200 x 40 Ø 19,05 + RZ / + Zub TopKit
			➡	03/98→; - ABS			03.0520-7022.3 697022	VW Ø 200 x 40 Ø 22,2 + RZ / + Zub TopKit
 Seilzug, Feststellbremse								
1.3 1.3 1.3 1.6 1.9 D	40 43 50 55 47	01/98→06/01 01/98→06/01 01/98→06/01 01/98→06/01 01/98→06/01	➡	⏴; 03/98→; Trommelbremse	2		24.3727-2500.2 582500	L= 1.752
SKODA - FELICIA II Kombi (6U5) 01/98→06/01								
 Radbremszylinder								
1.3 1.6 1.9 D	50 55 47	01/98→06/01 01/98→06/01 01/98→06/01	➡	03/98→; + ABS			24.3219-1721.3 020422	Ø 19,05 GG
			➡	03/98→; - ABS			24.3222-1712.3 020424	Ø 22,2 GG
Zubehörsatz, Bremsbacken								
1.3 1.6 1.9 D	50 55 47	01/98→06/01 01/98→06/01 01/98→06/01		03/98→			03.0137-9168.2 669168	VW
 Bremstrommel								
1.3 1.6 1.9 D	50 55 47	01/98→06/01 01/98→06/01 01/98→06/01	➡	03/98→			24.0220-0018.1 480019	Ø 200,0 x 50 / 201 - RLG / - ABS Ring
							24.0220-0718.2 480209	Ø 200,0 x 50 / 201 + RLG / - ABS Ring
 Bremsbackensatz								
1.3 1.6 1.9 D	50 55 47	01/98→06/01 01/98→06/01 01/98→06/01	➡	03/98→			03.0137-0268.2 650268	VW Ø 200 x 40 + HEB
			➡	03/98→; + ABS			03.0520-5319.3 695319	Ø 200 x 40 Ø 19,05 + RZ / + Zub TopKit
			➡	03/98→; - ABS			03.0520-7022.3 697022	VW Ø 200 x 40 Ø 22,2 + RZ / + Zub TopKit
↓								













	kw				! #		
SKODA - FELICIA II Kombi (6U5) 01/98→06/01							
 Seilzug, Feststellbremse							
1.3 1.6 1.9 D	50 55 47	01/98→06/01 01/98→06/01 01/98→06/01	➡	☑; 03/98→; Trommelbremse	2	24.3727-2500.2 582500	L= 1.752
SKODA - KAMIQ (NW4) 07/19→							
Zubehörsatz, Bremsbacken							
1.0 TSI 1.0 TSI 1.6 TDI	70 85 85	07/19→ 07/19→ 07/19→	➡	+PR 1KA		03.0137-9309.2 669309	AP
SKODA - OCTAVIA I (1U2) 09/96→12/10							
 Radbremsszylinder							
1.4 1.6 1.9 SDI	44 74 50	04/99→03/01 02/97→12/07 06/97→12/03	➡	+PR 1KN +PR 1KG		24.3219-0909.3 020188 24.3220-0909.3 020210	Ø 19,05 ALU Ø 20,64 ALU
1.4 16V 1.6	55 75	09/00→12/10 11/00→12/10	➡	→ 06/10; +PR 1KN → 06/10; +PR 1KG		24.3219-0909.3 020188 24.3220-0909.3 020210	Ø 19,05 ALU Ø 20,64 ALU
1.6 1.9 TDI	55 66	09/96→09/04 09/96→03/10	➡	10/96→; +PR 1KN 10/96→; +PR 1KG		24.3219-0909.3 020188 24.3220-0909.3 020210	Ø 19,05 ALU Ø 20,64 ALU
Zubehörsatz, Bremsbacken							
1.4 1.6 1.9 SDI	44 74 50	04/99→03/01 02/97→12/07 06/97→12/03	➡	+PR 1KN,1KG		03.0137-9149.2 669149	
1.4 16V 1.6	55 75	09/00→12/10 11/00→12/10	➡	→ 06/10; +PR 1KN,1KG		03.0137-9149.2 669149	
1.6 1.9 TDI	55 66	09/96→09/04 09/96→03/10	➡	10/96→; +PR 1KN,1KG		03.0137-9149.2 669149	
 Bremstrommel							
1.4 1.6 1.9 SDI	44 74 50	04/99→03/01 02/97→12/07 06/97→12/03	➡	+PR 1KN,1KG		24.0223-0016.1 480111	Ø 230,0 x 39 / 231,5
1.4 16V 1.6	55 75	09/00→12/10 11/00→12/10	➡	→ 06/10; +PR 1KN,1KG		24.0223-0016.1 480111	Ø 230,0 x 39 / 231,5
1.6 1.9 TDI	55 66	09/96→09/04 09/96→03/10	➡	10/96→; +PR 1KN,1KG		24.0223-0016.1 480111	Ø 230,0 x 39 / 231,5
 Bremsbackensatz							
1.4 1.6 1.9 SDI	44 74 50	04/99→03/01 02/97→12/07 06/97→12/03	➡	+PR 1KN,1KG +PR 1KN +PR 1KG		03.0137-0357.2 650357 03.0520-5419.3 695419 03.0520-6920.3 696920	Ø 230 x 32 + HEB Ø 230 x 32 Ø 19,05 + RZ / + Zub TopKit Ø 230 x 32 Ø 20,64 + RZ / + Zub TopKit
1.4 16V 1.6	55 75	09/00→12/10 11/00→12/10	➡	→ 06/10; +PR 1KN,1KG → 06/10; +PR 1KN → 06/10; +PR 1KG		03.0137-0357.2 650357 03.0520-5419.3 695419 03.0520-6920.3 696920	Ø 230 x 32 + HEB Ø 230 x 32 Ø 19,05 + RZ / + Zub TopKit Ø 230 x 32 Ø 20,64 + RZ / + Zub TopKit
1.6 1.9 TDI	55 66	09/96→09/04 09/96→03/10	➡	10/96→; +PR 1KN,1KG 10/96→; +PR 1KN 10/96→; +PR 1KG		03.0137-0357.2 650357 03.0520-5419.3 695419 03.0520-6920.3 696920	Ø 230 x 32 + HEB Ø 230 x 32 Ø 19,05 + RZ / + Zub TopKit Ø 230 x 32 Ø 20,64 + RZ / + Zub TopKit
 Seilzug, Feststellbremse							
1.4	44	04/99→03/01	➡	☑; → 1U-Y-294000; für Fahrzeuge ohne Schlechtwegeausführung; Trommelbremse	2	24.3727-2503.2 582503	L= 1.620
			➡	☑; → 1U-Y-294000; für Fahrzeuge mit Schlechtwegeausführung	2	24.3727-2505.2 582505	L= 1.620
			➡	☑; 1U-Y-294001→; Trommelbremse	2	24.3727-2509.2 582509 24.3727-2511.2 582511	L= 1.620 L= 1.620
1.4 16V	55	09/00→12/10	➡	☑; → 1U-Y-294000; für Fahrzeuge ohne Schlechtwegeausführung; Trommelbremse	2	24.3727-2503.2 582503	L= 1.620
			➡	☑; → 1U-Y-294000; für Fahrzeuge mit Schlechtwegeausführung	2	24.3727-2505.2 582505	L= 1.620
↓							













	kw			 	! #		
SKODA - OCTAVIA I (1U2) 09/96→12/10							
 Seilzug, Feststellbremse							
1.4 16V	55	09/00→12/10	➡	⚠; 1U-Y-294001→; → 06/10; Trommelbremse	2	24.3727-2509.2 582509 24.3727-2511.2 582511	L= 1.620 L= 1.620
1.6 1.9 TDI	55 66	09/96→09/04 09/96→03/10	➡	⚠; 10/96→; → 1U-Y-294000; Scheibenbremse	2	24.3727-0149.2 580149	L= 1.688
			➡	⚠; 1U-Y-294001→; → 07/00; Scheibenbremse	2	24.3727-0173.2 580173	L= 1.693
			➡	⚠; 10/96→; → 1U-Y-294000; für Fahrzeuge ohne Schlechtwegeausführung; Trommelbremse	2	24.3727-2503.2 582503	L= 1.620
			➡	⚠; 10/96→; → 1U-Y-294000; für Fahrzeuge mit Schlechtwegeausführung	2	24.3727-2505.2 582505	L= 1.620
			➡	⚠; 1U-Y-294001→; Trommelbremse	2	24.3727-2509.2 582509 24.3727-2511.2 582511	L= 1.620 L= 1.620
1.6 1.9 SDI	74 50	02/97→12/07 06/97→12/03	➡	⚠; → 1U-Y-294000; Scheibenbremse	2	24.3727-0149.2 580149	L= 1.688
			➡	⚠; 1U-Y-294001→; → 07/00; Scheibenbremse	2	24.3727-0173.2 580173	L= 1.693
			➡	⚠; → 1U-Y-294000; für Fahrzeuge ohne Schlechtwegeausführung; Trommelbremse	2	24.3727-2503.2 582503	L= 1.620
			➡	⚠; → 1U-Y-294000; für Fahrzeuge mit Schlechtwegeausführung	2	24.3727-2505.2 582505	L= 1.620
			➡	⚠; 1U-Y-294001→; Trommelbremse	2	24.3727-2509.2 582509 24.3727-2511.2 582511	L= 1.620 L= 1.620
1.6	75	11/00→12/10	➡	⚠; → 1U-Y-294000; Scheibenbremse	2	24.3727-0149.2 580149	L= 1.688
			➡	⚠; → 1U-Y-294000; für Fahrzeuge ohne Schlechtwegeausführung; Trommelbremse	2	24.3727-2503.2 582503	L= 1.620
			➡	⚠; → 1U-Y-294000; für Fahrzeuge mit Schlechtwegeausführung	2	24.3727-2505.2 582505	L= 1.620
			➡	⚠; 1U-Y-294001→; → 06/10; Trommelbremse	2	24.3727-2509.2 582509 24.3727-2511.2 582511	L= 1.620 L= 1.620
1.8	92	09/96→07/00	➡	⚠; 10/96→; → 1U-Y-294000; Scheibenbremse	2	24.3727-0149.2 580149	L= 1.688
			➡	⚠; 1U-Y-294001→; Scheibenbremse	2	24.3727-0173.2 580173	L= 1.693
1.8 T	110	08/97→12/10	➡	⚠; 03/98→; → 1U-Y-294000; Scheibenbremse	2	24.3727-0149.2 580149	L= 1.688
			➡	⚠; 1U-Y-294001→; → 07/00; Scheibenbremse	2	24.3727-0173.2 580173	L= 1.693
1.8 T 4x4	110	05/01→05/06	➡	⚠; Scheibenbremse	2	24.3727-0175.2 580175	L= 1.723
1.9 TDI 2.0	81 85	08/97→01/06 04/99→05/07	➡	⚠; → 1U-Y-294000; Scheibenbremse	2	24.3727-0149.2 580149	L= 1.688
			➡	⚠; 1U-Y-294001→; → 07/00; Scheibenbremse	2	24.3727-0173.2 580173	L= 1.693
SKODA - OCTAVIA I Combi (1U5) 07/98→12/10							
 Radbremszylinder							
1.4 16V	55	08/00→12/10	➡	→ 06/10; +PR 1KN		24.3219-0909.3 020188	Ø 19,05 ALU
1.6	75	09/00→12/10	➡	→ 06/10; +PR 1KG		24.3220-0909.3 020210	Ø 20,64 ALU
1.6	55	07/98→09/04	➡	+PR 1KN		24.3219-0909.3 020188	Ø 19,05 ALU
1.6	74	07/98→12/07	➡				
1.9 SDI	50	07/98→12/03	➡	+PR 1KG		24.3220-0909.3 020210	Ø 20,64 ALU
1.9 TDI	66	07/98→03/10	➡				
Zubehörsatz, Bremsbacken							
1.4 16V	55	08/00→12/10	➡	→ 06/10; +PR 1KN,1KG		03.0137-9149.2 669149	
1.6	75	09/00→12/10	➡				
1.6	55	07/98→09/04	➡	+PR 1KN,1KG		03.0137-9149.2 669149	
1.6	74	07/98→12/07	➡				
1.9 SDI	50	07/98→12/03	➡				
1.9 TDI	66	07/98→03/10	➡				
 Bremstrommel							
1.4 16V	55	08/00→12/10	➡	→ 06/10; +PR 1KN,1KG		24.0223-0016.1 480111	Ø 230,0 x 39 / 231,5
1.6	75	09/00→12/10	➡				
1.6	55	07/98→09/04	➡	+PR 1KN,1KG		24.0223-0016.1 480111	Ø 230,0 x 39 / 231,5
1.6	74	07/98→12/07	➡				
1.9 SDI	50	07/98→12/03	➡				
1.9 TDI	66	07/98→03/10	➡				
↓							














	kw					! #		
SKODA - OCTAVIA I Combi (1U5) 07/98→12/10								
Bremsbackensatz								
1.4 16V 1.6	55 75	08/00→12/10 09/00→12/10	➡	→ 06/10; +PR 1KN,1KG		03.0137-0357.2	650357	Ø 230 x 32 + HEB
			➡	→ 06/10; +PR 1KN		03.0520-5419.3	695419	Ø 230 x 32 Ø 19,05 + RZ / + Zub TopKit
			➡	→ 06/10; +PR 1KG		03.0520-6920.3	696920	Ø 230 x 32 Ø 20,64 + RZ / + Zub TopKit
1.6 1.6 1.9 SDI 1.9 TDI	55 74 50 66	07/98→09/04 07/98→12/07 07/98→12/03 07/98→03/10	➡	+PR 1KN,1KG		03.0137-0357.2	650357	Ø 230 x 32 + HEB
			➡	+PR 1KN		03.0520-5419.3	695419	Ø 230 x 32 Ø 19,05 + RZ / + Zub TopKit
			➡	+PR 1KG		03.0520-6920.3	696920	Ø 230 x 32 Ø 20,64 + RZ / + Zub TopKit
Seilzug, Feststellbremse								
1.4 16V	55	08/00→12/10	➡	⏴; → 1U-Y-294000; für Fahrzeuge ohne Schlechtwegeausführung; Trommelbremse	2	24.3727-2503.2	582503	L= 1.620
			➡	⏴; → 1U-Y-294000; für Fahrzeuge mit Schlechtwegeausführung	2	24.3727-2505.2	582505	L= 1.620
			➡	⏴; 1U-Y-294001→; → 06/10; Trommelbremse	2	24.3727-2509.2	582509	L= 1.620
						24.3727-2511.2	582511	L= 1.620
1.6 1.6 1.9 SDI 1.9 TDI	55 74 50 66	07/98→09/04 07/98→12/07 07/98→12/03 07/98→03/10	➡	⏴; → 1U-Y-294000; Scheibenbremse	2	24.3727-0149.2	580149	L= 1.688
			➡	⏴; 1U-Y-294001→; → 07/00; Scheibenbremse	2	24.3727-0173.2	580173	L= 1.693
			➡	⏴; → 1U-Y-294000; für Fahrzeuge ohne Schlechtwegeausführung; Trommelbremse	2	24.3727-2503.2	582503	L= 1.620
			➡	⏴; → 1U-Y-294000; für Fahrzeuge mit Schlechtwegeausführung	2	24.3727-2505.2	582505	L= 1.620
			➡	⏴; 1U-Y-294001→; Trommelbremse	2	24.3727-2509.2	582509	L= 1.620
						24.3727-2511.2	582511	L= 1.620
1.6	75	09/00→12/10	➡	⏴; → 1U-Y-294000; Scheibenbremse	2	24.3727-0149.2	580149	L= 1.688
			➡	⏴; → 1U-Y-294000; für Fahrzeuge ohne Schlechtwegeausführung; Trommelbremse	2	24.3727-2503.2	582503	L= 1.620
			➡	⏴; → 1U-Y-294000; für Fahrzeuge mit Schlechtwegeausführung	2	24.3727-2505.2	582505	L= 1.620
			➡	⏴; 1U-Y-294001→; → 06/10; Trommelbremse	2	24.3727-2509.2	582509	L= 1.620
						24.3727-2511.2	582511	L= 1.620
1.8 20V	92	07/98→07/00	➡	⏴; → 1U-Y-294000; Scheibenbremse	2	24.3727-0149.2	580149	L= 1.688
			➡	⏴; 1U-Y-294001→; Scheibenbremse	2	24.3727-0173.2	580173	L= 1.693
1.8 T 1.9 TDI 2.0	110 81 85	07/98→12/10 07/98→01/06 04/99→05/07	➡	⏴; → 1U-Y-294000; Scheibenbremse	2	24.3727-0149.2	580149	L= 1.688
			➡	⏴; 1U-Y-294001→; → 07/00; Scheibenbremse	2	24.3727-0173.2	580173	L= 1.693
1.8 T 4x4 1.9 TDI 4x4 1.9 TDI 4x4	110 66 74	05/01→05/06 11/99→02/06 09/00→01/06	➡	⏴; Scheibenbremse	2	24.3727-0175.2	580175	L= 1.723
2.0 4x4	85	08/00→09/04	➡	⏴; 05/01→; Scheibenbremse	2	24.3727-0175.2	580175	L= 1.723
2.0 4x4	88	01/00→12/10	➡	⏴; → 06/10; Scheibenbremse	2	24.3727-0175.2	580175	L= 1.723
SKODA - OCTAVIA II (1Z3) 02/04→06/13								
Seilzug, Feststellbremse								
1.2 TSI 1.4 TSI 1.6 TDI 1.8 TSI 1.8 TSI 2.0 TDI 2.0 TDI RS	77 90 77 112 118 81 125	02/10→06/13 11/08→06/13 06/09→04/13 03/09→06/13 06/07→04/13 03/10→06/13 04/06→02/13	➡	⏴; → 01/13; Scheibenbremse	2	24.3727-0195.2	580195	L= 1.447
1.4 1.6 FSI 2.0 TDI	55 85 100	05/04→05/06 02/04→10/08 02/04→05/10	➡	⏴; 12/05→; Scheibenbremse	2	24.3727-0195.2	580195	L= 1.447
			➡	⏴; 06/04→ 11/05; Scheibenbremse	2	24.3727-2708.2	582708	L= 1.447
1.4 1.6 2.0 RS	59 75 147	06/04→04/13 06/04→06/13 10/05→02/13	➡	⏴; 12/05→ 01/13; Scheibenbremse	2	24.3727-0195.2	580195	L= 1.447
			➡	⏴; → 11/05; Scheibenbremse	2	24.3727-2708.2	582708	L= 1.447
1.6 LPG	75	08/09→11/12	➡	⏴; 09/09→; Scheibenbremse	2	24.3727-0195.2	580195	L= 1.447
1.6 MultiFuel	75	01/08→06/13	➡	⏴; 09/09→ 01/13; Scheibenbremse	2	24.3727-0195.2	580195	L= 1.447
↓								













	kw			 	! #							
SKODA - OCTAVIA II (1Z3) 02/04→06/13												
 Seilzug, Feststellbremse												
1.9 TDI	77	06/04→12/10	➡	⬇; 12/05→; Scheibenbremse	2	24.3727-0195.2 580195	L= 1.447					
2.0 FSI	110	11/04→10/08	➡	⬇; → 11/05; Scheibenbremse	2	24.3727-2708.2 582708	L= 1.447					
2.0 TDI	103	11/05→05/10										
2.0 TDI 16V	103	02/04→04/13	➡	⬇; 12/05→ 01/13; Scheibenbremse	2	24.3727-0195.2 580195	L= 1.447					
			➡	⬇; 06/04→ 11/05; Scheibenbremse	2	24.3727-2708.2 582708	L= 1.447					
SKODA - OCTAVIA II Combi (1Z5) 02/04→06/13												
 Seilzug, Feststellbremse												
1.2 TSI	77	02/10→04/13	➡	⬇; → 01/13; Scheibenbremse	2	24.3727-0195.2 580195	L= 1.447					
1.4	59	05/06→06/13										
1.4 TSI	90	11/08→06/13										
1.6 TDI	77	06/09→04/13										
1.6 TDI 4x4	77	06/09→02/13										
1.8 TSI	112	03/09→06/13										
1.8 TSI	118	06/07→04/13										
1.8 TSI 4x4	112	03/09→02/13										
1.8 TSI 4x4	118	11/08→02/13										
2.0 TDI	81	03/10→06/13										
2.0 TDI 16V 4x4	103	05/10→02/13										
2.0 TDI 4x4	81	05/11→02/13										
2.0 TDI RS	125	04/06→02/13										
1.4	55	05/04→05/06						➡	⬇; 12/05→; Scheibenbremse	2	24.3727-0195.2 580195	L= 1.447
1.6 FSI	85	02/04→10/08	➡	⬇; 06/04→ 11/05; Scheibenbremse	2	24.3727-2708.2 582708	L= 1.447					
2.0 TDI 16V	100	02/04→05/10										
1.6	75	09/04→06/13	➡	⬇; 12/05→ 01/13; Scheibenbremse	2	24.3727-0195.2 580195	L= 1.447					
2.0 RS	147	10/05→02/13	➡	⬇; → 11/05; Scheibenbremse	2	24.3727-2708.2 582708	L= 1.447					
1.6 LPG	75	08/09→11/12	➡	⬇; 09/09→; Scheibenbremse	2	24.3727-0195.2 580195	L= 1.447					
1.6 MultiFuel	75	01/08→06/13	➡	⬇; 09/09→ 01/13; Scheibenbremse	2	24.3727-0195.2 580195	L= 1.447					
1.9 TDI	77	09/04→12/10	➡	⬇; 12/05→; Scheibenbremse	2	24.3727-0195.2 580195	L= 1.447					
1.9 TDI 4x4	77	11/04→12/10	➡	⬇; → 11/05; Scheibenbremse	2	24.3727-2708.2 582708	L= 1.447					
2.0 FSI	110	11/04→10/08										
2.0 FSI 4x4	110	11/04→10/08	➡	⬇; 12/05→ 01/13; Scheibenbremse	2	24.3727-0195.2 580195	L= 1.447					
2.0 TDI	103	11/05→05/10										
2.0 TDI 16V	103	02/04→05/13	➡	⬇; 06/04→ 11/05; Scheibenbremse	2	24.3727-2708.2 582708	L= 1.447					
			➡	⬇; 12/05→ 01/13; Scheibenbremse	2	24.3727-0195.2 580195	L= 1.447					
2.0 TDI 4x4	103	07/06→05/10	➡	⬇; Scheibenbremse	2	24.3727-0195.2 580195	L= 1.447					
SKODA - RAPID (NH3) 07/12→												
 Radbremsszylinder												
1.0 TSI	70	06/17→	➡	+PR 1KL		24.3219-1762.3 020550	Ø 19,05 ALU					
1.0 TSI	81	06/17→										
1.2 TSI	66	05/15→										
1.2 TSI	81	05/15→										
1.4 TDI	66	05/15→										
1.4 TSI	92	05/15→										
1.6 TDI	66	08/13→										
1.6 TDI	85	05/15→										
1.2	55	07/12→						➡	10/12→; +PR 1KL		24.3219-1762.3 020550	Ø 19,05 ALU
1.2 TSI	63	07/12→						➡				
1.2 TSI	77	07/12→										
1.4 TSI	90	07/12→										
1.6 TDI	77	07/12→										
1.6	77	07/12→	➡	07/13→; +PR 1KL		24.3219-1762.3 020550	Ø 19,05 ALU					
Zubehörsatz, Bremsbacken												
1.0 TSI	70	06/17→	➡	+PR 1KL		03.0137-9309.2 669309	AP					
1.0 TSI	81	06/17→										
1.2 TSI	66	05/15→										
1.2 TSI	81	05/15→										
1.4 TDI	66	05/15→										
1.4 TSI	92	05/15→										
1.6 TDI	66	08/13→										
1.6 TDI	85	05/15→										
1.2	55	07/12→						➡	10/12→; +PR 1KL		03.0137-9309.2 669309	AP
1.2 TSI	63	07/12→						➡				
1.2 TSI	77	07/12→										
1.4 TSI	90	07/12→										
1.6 TDI	77	07/12→										
1.6	77	07/12→	➡	07/13→; +PR 1KL		03.0137-9309.2 669309	AP					
 Bremsbackensatz												
1.0 TSI	70	06/17→	➡	+PR 1KL		03.0137-0521.2 650521	AP Ø 228 x 33 - HEB					
1.0 TSI	81	06/17→										
















	kw			 	! #		
SKODA - RAPID (NH3) 07/12→							
 Bremsbackensatz							
1.2 TSI	66	05/15→	➔	+PR 1KL		03.0137-0521.2 650521	AP Ø 228 x 33 - HEB
1.2 TSI	81	05/15→					
1.4 TDI	66	05/15→					
1.4 TSI	92	05/15→					
1.6 TDI	66	08/13→					
1.6 TDI	85	05/15→					
1.2	55	07/12→	➔	10/12→; +PR 1KL		03.0137-0521.2 650521	AP Ø 228 x 33 - HEB
1.2 TSI	63	07/12→					
1.2 TSI	77	07/12→					
1.4 TSI	90	07/12→					
1.6 TDI	77	07/12→					
1.6	77	07/12→	➔	07/13→; +PR 1KL		03.0137-0521.2 650521	AP Ø 228 x 33 - HEB
 Seilzug, Feststellbremse							
1.0 TSI	70	06/17→	➔	⬇; +PR 1KT; Scheibenbremse	2	24.3727-2710.2 582710	L= 1.780
1.0 TSI	81	06/17→					
1.2 TSI	66	05/15→	➔	⬇; +PR 1KL; Trommelbremse	2	24.3727-2711.2 582711	L= 1.707
1.2 TSI	81	05/15→					
1.4 TDI	66	05/15→					
1.6 TDI	66	08/13→					
1.6 TDI	85	05/15→					
1.2	55	07/12→	➔	⬇; 10/12→; +PR 1KT; Scheibenbremse	2	24.3727-2710.2 582710	L= 1.780
1.2 TSI	63	07/12→					
1.2 TSI	77	07/12→	➔	⬇; 10/12→; +PR 1KL; Trommelbremse	2	24.3727-2711.2 582711	L= 1.707
1.4 TSI	90	07/12→					
1.6 TDI	77	07/12→					
1.4 TSI	92	05/15→	➔	⬇; +PR 1KT; Scheibenbremse	2	24.3727-2710.2 582710	L= 1.780
1.6	77	07/12→	➔	⬇; 07/13→; +PR 1KT; Scheibenbremse	2	24.3727-2710.2 582710	L= 1.780
			➔	⬇; 07/13→; +PR 1KL; Trommelbremse	2	24.3727-2711.2 582711	L= 1.707
SKODA - RAPID Spaceback (NH1) 07/12→							
 Radbremszylinder							
1.0 TSI	70	06/17→	➔	+PR 1KL		24.3219-1762.3 020550	Ø 19,05 ALU
1.0 TSI	81	06/17→					
1.2 TSI	66	05/15→					
1.2 TSI	81	05/15→					
1.4 TDI	66	05/15→					
1.4 TSI	92	05/15→					
1.6 TDI	66	08/13→					
1.6 TDI	85	05/15→					
1.2	55	07/12→	➔	10/12→; +PR 1KL		24.3219-1762.3 020550	Ø 19,05 ALU
1.2 TSI	63	07/12→					
1.2 TSI	77	07/12→					
1.4 TSI	90	07/12→					
1.6 TDI	77	07/12→					
1.6	77	07/12→	➔	07/13→; +PR 1KL		24.3219-1762.3 020550	Ø 19,05 ALU
Zubehörsatz, Bremsbacken							
1.0 TSI	70	06/17→	➔	+PR 1KL		03.0137-9309.2 669309	AP
1.0 TSI	81	06/17→					
1.2 TSI	66	05/15→					
1.2 TSI	81	05/15→					
1.4 TDI	66	05/15→					
1.4 TSI	92	05/15→					
1.6 TDI	66	08/13→					
1.6 TDI	85	05/15→					
1.2	55	07/12→	➔	10/12→; +PR 1KL		03.0137-9309.2 669309	AP
1.2 TSI	63	07/12→					
1.2 TSI	77	07/12→					
1.4 TSI	90	07/12→					
1.6 TDI	77	07/12→					
1.6	77	07/12→	➔	07/13→; +PR 1KL		03.0137-9309.2 669309	AP
 Bremsbackensatz							
1.0 TSI	70	06/17→	➔	+PR 1KL		03.0137-0521.2 650521	AP Ø 228 x 33 - HEB
1.0 TSI	81	06/17→					
1.2 TSI	66	05/15→					
1.2 TSI	81	05/15→					
1.4 TDI	66	05/15→					
1.4 TSI	92	05/15→					
1.6 TDI	66	08/13→					
1.6 TDI	85	05/15→					
1.2	55	07/12→	➔	10/12→; +PR 1KL		03.0137-0521.2 650521	AP Ø 228 x 33 - HEB
1.2 TSI	63	07/12→					
1.2 TSI	77	07/12→					
1.4 TSI	90	07/12→					
1.6 TDI	77	07/12→					
↓							














	kw			 	! #		
SKODA - RAPID Spaceback (NH1) 07/12→							
 Bremsbackensatz							
1.6	77	07/12→	➡	07/13→; +PR 1KL	03.0137-0521.2	650521	AP Ø 228 x 33 - HEB
 Seilzug, Feststellbremse							
1.0 TSI	70	06/17→	➡	⬇; +PR 1KT; Scheibenbremse	2	24.3727-2710.2	582710 L= 1.780
1.0 TSI	81	06/17→	➡	⬇; +PR 1KL; Trommelbremse	2	24.3727-2711.2	582711 L= 1.707
1.2 TSI	66	05/15→					
1.2 TSI	81	05/15→					
1.4 TDI	66	05/15→					
1.6 TDI	66	08/13→					
1.6 TDI	85	05/15→					
1.2	55	07/12→	➡	⬇; 10/12→; +PR 1KT; Scheibenbremse	2	24.3727-2710.2	582710 L= 1.780
1.2 TSI	63	07/12→	➡	⬇; 10/12→; +PR 1KL; Trommelbremse	2	24.3727-2711.2	582711 L= 1.707
1.2 TSI	77	07/12→					
1.4 TSI	90	07/12→					
1.6 TDI	77	07/12→					
1.4 TSI	92	05/15→	➡	⬇; +PR 1KT; Scheibenbremse	2	24.3727-2710.2	582710 L= 1.780
1.6	77	07/12→	➡	⬇; 07/13→; +PR 1KT; Scheibenbremse	2	24.3727-2710.2	582710 L= 1.780
			➡	⬇; 07/13→; +PR 1KL; Trommelbremse	2	24.3727-2711.2	582711 L= 1.707
SKODA - ROOMSTER (5J) 03/06→05/15							
 Radbremszylinder							
1.2	47	05/06→01/07	➡	07/06→; +PR 1KC	24.3219-0909.3	020188	Ø 19,05 ALU
1.2	51	01/07→05/15	➡	→ 04/15; +PR 1KC	24.3219-0909.3	020188	Ø 19,05 ALU
1.4	63	09/06→05/15					
1.6	77	09/06→05/15	➡	03/10→ 04/15; +PR 1KL	24.3219-1762.3	020550	Ø 19,05 ALU
1.2 TDI	55	03/10→05/15	➡	→ 04/15; +PR 1KC	24.3219-0909.3	020188	Ø 19,05 ALU
1.2 TSI	63	03/10→05/15	➡	→ 04/15; +PR 1KL	24.3219-1762.3	020550	Ø 19,05 ALU
1.2 TSI	77	03/10→05/15					
1.6 TDI	66	03/10→05/15					
1.6 TDI	77	03/10→05/15					
1.4 TDI	51	07/06→03/10	➡	+PR 1KC	24.3219-0909.3	020188	Ø 19,05 ALU
1.4 TDI	59	09/06→03/10	➡	03/10→; +PR 1KL	24.3219-1762.3	020550	Ø 19,05 ALU
1.9 TDI	77	09/06→03/10					
Zubehörsatz, Bremsbacken							
1.2	47	05/06→01/07	➡	07/06→; +PR 1KC	03.0137-9149.2	669149	
1.2	51	01/07→05/15	➡	→ 04/15; +PR 1KC	03.0137-9149.2	669149	
1.4	63	09/06→05/15					
1.6	77	09/06→05/15	➡	03/10→ 04/15; +PR 1KL	03.0137-9309.2	669309	AP
1.2 TDI	55	03/10→05/15	➡	→ 04/15; +PR 1KC	03.0137-9149.2	669149	
1.2 TSI	63	03/10→05/15	➡	→ 04/15; +PR 1KL	03.0137-9309.2	669309	AP
1.2 TSI	77	03/10→05/15					
1.6 TDI	66	03/10→05/15					
1.6 TDI	77	03/10→05/15					
1.4 TDI	51	07/06→03/10	➡	+PR 1KC	03.0137-9149.2	669149	
1.4 TDI	59	09/06→03/10	➡	03/10→; +PR 1KL	03.0137-9309.2	669309	AP
1.9 TDI	77	09/06→03/10					
 Bremstrommel							
1.2	47	05/06→01/07	➡	+PR 1KC	24.0223-0016.1	480111	Ø 230,0 x 39 / 231,5
1.4 TDI	51	07/06→03/10	➡		24.0223-0016.1	480111	Ø 230,0 x 39 / 231,5
1.4 TDI	59	09/06→03/10					
1.9 TDI	77	09/06→03/10					
1.2	51	01/07→05/15	➡	→ 04/15; +PR 1KC	24.0223-0016.1	480111	Ø 230,0 x 39 / 231,5
1.2 TDI	55	03/10→05/15	➡				
1.2 TSI	63	03/10→05/15					
1.2 TSI	77	03/10→05/15					
1.4	63	09/06→05/15					
1.6	77	09/06→05/15					
1.6 TDI	66	03/10→05/15					
1.6 TDI	77	03/10→05/15					
 Bremsbackensatz							
1.2	47	05/06→01/07	➡	07/06→; +PR 1KC	03.0137-0357.2	650357	Ø 230 x 32 + HEB
1.2 1.4 1.6	51 63 77	01/07→05/15 09/06→05/15 09/06→05/15	➡	→ 04/15; +PR 1KC	03.0137-0357.2	650357	Ø 230 x 32 + HEB
					03.0520-5419.3	695419	Ø 230 x 32 Ø 19,05 + RZ / + Zub TopKit
			➡	03/10→ 04/15; +PR 1KL	03.0137-0521.2	650521	AP Ø 228 x 33 - HEB
1.2 TDI	55	03/10→05/15	➡	→ 04/15; +PR 1KC	03.0137-0357.2	650357	Ø 230 x 32 + HEB
1.2 TSI	63	03/10→05/15	➡		03.0520-5419.3	695419	Ø 230 x 32 Ø 19,05 + RZ / + Zub TopKit
1.2 TSI	77	03/10→05/15					
1.6 TDI	66	03/10→05/15					













	kw			 	! #		
SKODA - ROOMSTER (5J) 03/06→05/15							
 Bremsbackensatz							
1.6 TDI	77	03/10→05/15	➡	→ 04/15; +PR 1KL		03.0137-0521.2 650521	AP Ø 228 x 33 - HEB
1.4 TDI	51	07/06→03/10	➡	+PR 1KC		03.0137-0357.2 650357	Ø 230 x 32 + HEB
1.4 TDI	59	09/06→03/10				03.0520-5419.3 695419	Ø 230 x 32 Ø 19,05 + RZ / + Zub TopKit
1.9 TDI	77	09/06→03/10					
			➡	03/10→; +PR 1KL		03.0137-0521.2 650521	AP Ø 228 x 33 - HEB
SKODA - ROOMSTER Praktik (5J) 03/07→05/15							
 Radbremszylinder							
1.2	51	03/07→05/15	➡	→ 04/15; +PR 1KC		24.3219-0909.3 020188	Ø 19,05 ALU
1.4	63	03/07→05/15	➡	03/10→ 04/15; +PR 1KL		24.3219-1762.3 020550	Ø 19,05 ALU
1.2 TDI	55	03/10→05/15	➡	→ 04/15; +PR 1KC		24.3219-0909.3 020188	Ø 19,05 ALU
1.2 TSI	63	03/10→05/15					
1.6 TDI	66	03/10→05/15	➡	→ 04/15; +PR 1KL		24.3219-1762.3 020550	Ø 19,05 ALU
1.4 TDI	51	03/07→03/10	➡	+PR 1KC		24.3219-0909.3 020188	Ø 19,05 ALU
1.4 TDI	59	03/07→03/10	➡	03/10→; +PR 1KL		24.3219-1762.3 020550	Ø 19,05 ALU
Zubehörsatz, Bremsbacken							
1.2	51	03/07→05/15	➡	→ 04/15; +PR 1KC		03.0137-9149.2 669149	
1.4	63	03/07→05/15	➡	03/10→ 04/15; +PR 1KL		03.0137-9309.2 669309	AP
1.2 TDI	55	03/10→05/15	➡	→ 04/15; +PR 1KC		03.0137-9149.2 669149	
1.2 TSI	63	03/10→05/15					
1.6 TDI	66	03/10→05/15	➡	→ 04/15; +PR 1KL		03.0137-9309.2 669309	AP
1.4 TDI	51	03/07→03/10	➡	+PR 1KC		03.0137-9149.2 669149	
1.4 TDI	59	03/07→03/10	➡	03/10→; +PR 1KL		03.0137-9309.2 669309	AP
 Bremstrommel							
1.2	51	03/07→05/15	➡	→ 04/15; +PR 1KC		24.0223-0016.1 480111	Ø 230,0 x 39 / 231,5
1.2 TDI	55	03/10→05/15					
1.2 TSI	63	03/10→05/15					
1.4	63	03/07→05/15					
1.6 TDI	66	03/10→05/15					
1.4 TDI	51	03/07→03/10	➡	+PR 1KC		24.0223-0016.1 480111	Ø 230,0 x 39 / 231,5
1.4 TDI	59	03/07→03/10					
 Bremsbackensatz							
1.2	51	03/07→05/15	➡	→ 04/15; +PR 1KC		03.0137-0357.2 650357	Ø 230 x 32 + HEB
1.4	63	03/07→05/15				03.0520-5419.3 695419	Ø 230 x 32 Ø 19,05 + RZ / + Zub TopKit
			➡	03/10→ 04/15; +PR 1KL		03.0137-0521.2 650521	AP Ø 228 x 33 - HEB
1.2 TDI	55	03/10→05/15	➡	→ 04/15; +PR 1KC		03.0137-0357.2 650357	Ø 230 x 32 + HEB
1.2 TSI	63	03/10→05/15				03.0520-5419.3 695419	Ø 230 x 32 Ø 19,05 + RZ / + Zub TopKit
1.6 TDI	66	03/10→05/15					
			➡	→ 04/15; +PR 1KL		03.0137-0521.2 650521	AP Ø 228 x 33 - HEB
1.4 TDI	51	03/07→03/10	➡	+PR 1KC		03.0137-0357.2 650357	Ø 230 x 32 + HEB
1.4 TDI	59	03/07→03/10				03.0520-5419.3 695419	Ø 230 x 32 Ø 19,05 + RZ / + Zub TopKit
			➡	03/10→; +PR 1KL		03.0137-0521.2 650521	AP Ø 228 x 33 - HEB
SKODA - SCALA 02/19→							
Zubehörsatz, Bremsbacken							
1.0 TSI	70	02/19→	➡	+PR 1KA		03.0137-9309.2 669309	AP
1.0 TSI	85	02/19→					
1.5 TSI	110	02/19→					
1.6 TDI	85	02/19→					
SKODA - SUPERB I (3U4) 12/01→03/08							
 Seilzug, Feststellbremse							
1.8 T	110	12/01→03/08	➡	☐; → 02/08; Scheibenbremse		24.3727-2506.2 582506	L= 1.992
2.0	85	12/01→03/08	➡	☐; → 02/08; Scheibenbremse		24.3727-2507.2 582507	L= 1.992
1.9 TDI	74	08/02→10/05	➡	☐; Scheibenbremse		24.3727-2506.2 582506	L= 1.992
1.9 TDI	77	10/05→05/07					
2.5 TDI	114	12/01→08/03	➡	☐; Scheibenbremse		24.3727-2507.2 582507	L= 1.992
1.9 TDI	85	01/07→03/08	➡	☐; → 12/07; Scheibenbremse		24.3727-2506.2 582506	L= 1.992
1.9 TDI	96	12/01→03/08					
2.0 TDI	103	10/05→03/08	➡	☐; → 12/07; Scheibenbremse		24.3727-2507.2 582507	L= 1.992
2.5 TDI	120	06/03→03/08					
2.8 V6	142	12/01→03/08					













	kW					! #		
SKODA - SUPERB II (3T4) 03/08→05/15								
 Seilzug, Feststellbremse								
1.4 TSI 1.8 TSI 1.9 TDI 2.0 TDI 2.0 TDI	92 118 77 103 125	07/08→05/15 03/08→05/15 03/08→11/10 03/08→05/10 07/08→05/15	➔	☒; 08/08→11/08; +PR 1SA,1SK; Scheibenbremse		2	24.3727-2510.2 582510	L= 1.590
1.8 TSI 4x4 3.6 FSI 4x4	118 191	11/08→05/15 11/08→05/15	➔	☒; → 11/08; +PR 1SA,1SK; Scheibenbremse		2	24.3727-2510.2 582510	L= 1.590
2.0 TDI 4x4	125	09/08→05/15	➔	☒; 10/08→11/08; +PR 1SA,1SK; Scheibenbremse		2	24.3727-2510.2 582510	L= 1.590
SKODA - YETI (5L) 05/09→12/17								
 Seilzug, Feststellbremse								
1.2 TSI 1.2 TSI 1.4 TSI 1.4 TSI 1.4 TSI 4x4 1.6 1.6 TDI 1.8 TSI 4x4 1.8 TSI 4x4 2.0 TDI 2.0 TDI 2.0 TDI 2.0 TDI 4x4 2.0 TDI 4x4 2.0 TDI 4x4 2.0 TDI 4x4	77 81 90 92 110 81 77 112 118 81 103 110 81 103 110 125	09/09→05/15 05/15→12/17 06/10→05/15 05/15→12/17 05/15→12/17 04/14→12/17 11/10→05/15 11/09→12/17 05/09→12/17 11/09→12/17 11/11→12/17 05/15→12/17 11/09→12/17 05/09→12/17 05/15→12/17 11/09→05/15	➔	☒; +PR 1SA,1SK; Scheibenbremse		2	24.3727-0195.2 580195	L= 1.447
SMART - CABRIO (450) 03/00→01/04								
 Radbremszylinder								
0.6 (450.432) 0.6 (S1OLA1, 450.441, 450.442, 450.443) 0.6 (S1OLD2, 450.452) 0.7 (450.433) 0.7 (450.452, 450.432) 0.8 CDI (S1OLC1, 450.401, 450.402, 450.403, 450.400)	52 40 45 55 45 30	06/02→01/04 03/00→01/04 01/01→01/04 01/03→01/04 01/03→01/04 03/01→01/04	➔	J 000001→ ☒; → J 000000 ☒; → J 000000			24.3220-1735.3 020521 24.3220-1736.3 020522 24.3222-1721.3 020456 24.3222-1722.3 020457	Ø 20,64 ALU Ø 20,64 ALU Ø 22,2 GG Ø 22,2 GG
Zubehörsatz, Bremsbacken								
0.6 (450.432) 0.6 (S1OLA1, 450.441, 450.442, 450.443) 0.6 (S1OLD2, 450.452) 0.7 (450.433) 0.7 (450.452, 450.432) 0.8 CDI (S1OLC1, 450.401, 450.402, 450.403, 450.400)	52 40 45 55 45 30	06/02→01/04 03/00→01/04 01/01→01/04 01/03→01/04 01/03→01/04 03/01→01/04	➔	→ J 000000 J 000001→			03.0137-9308.2 669308 03.0137-9308.2 669308	
 Bremstrommel								
0.6 (450.432) 0.6 (S1OLA1, 450.441, 450.442, 450.443) 0.6 (S1OLD2, 450.452) 0.7 (450.433) 0.7 (450.452, 450.432) 0.8 CDI (S1OLC1, 450.401, 450.402, 450.403, 450.400)	52 40 45 55 45 30	06/02→01/04 03/00→01/04 01/01→01/04 01/03→01/04 01/03→01/04 03/01→01/04	➔				24.0220-3027.1 480168	Ø 203,0 x 39,6 / 204,5
 Bremsbackensatz								
0.6 (450.432) 0.6 (S1OLA1, 450.441, 450.442, 450.443) 0.6 (S1OLD2, 450.452) 0.7 (450.433) 0.7 (450.452, 450.432) 0.8 CDI (S1OLC1, 450.401, 450.402, 450.403, 450.400)	52 40 45 55 45 30	06/02→01/04 03/00→01/04 01/01→01/04 01/03→01/04 01/03→01/04 03/01→01/04	➔	→ J 000000			03.0137-0393.2 650393 03.0520-6522.3 696522	BOS Ø 203 x 32 + HEB BOS Ø 203 x 32 Ø 22,2 + RZ / + Zub TopKit
 Seilzug, Feststellbremse								
0.6 (450.432) 0.6 (S1OLA1, 450.441, 450.442, 450.443) ↓	52 40	06/02→01/04 03/00→01/04	➔	☒; Trommelbremse		1	24.3727-2802.2 582802	Satz L= 990 L2= 990 + Zub















	kw			 	! #		
SMART - CABRIO (450) 03/00→01/04							
 Seilzug, Feststellbremse							
0.6 (S1OLD2, 450.452) 0.7 (450.433) 0.7 (450.452, 450.432) 0.8 CDI (S1OLC1, 450.401, 450.402, 450.403, 450.400)	45 55 45 30	01/01→01/04 01/03→01/04 01/03→01/04 03/01→01/04	➔	☐; Trommelbremse	1	24.3727-2802.2 582802	Satz L= 990 L2= 990 + Zub
SMART - CITY-COUPÉ (450) 07/98→01/04							
 Radbremszylinder							
0.6 (450.330, 450.332) 0.6 (450.352, 450.353) 0.8 CDI (S1CLC1, 450.300, 450.301, 450.302, 450.303,...	52 45 30	06/02→01/04 01/01→01/04 11/99→01/04	➔	☐; J 000001→		24.3220-1735.3 020521	Ø 20,64 ALU
			➔	☐; J 000001→		24.3220-1736.3 020522	Ø 20,64 ALU
			➔	☐; → J 000000		24.3222-1721.3 020456	Ø 22,2 GG
			➔	☐; → J 000000		24.3222-1722.3 020457	Ø 22,2 GG
0.6 (S1CLA1, 450.341) 0.6 (S1CLB1, 450.331, 450.336)	40 33	07/98→01/04 07/98→01/04	➔	☐; → 10/99		24.3217-1713.3 020450	Ø 17,46 GG
			➔	☐; → 10/99		24.3217-1714.3 020451	Ø 17,46 GG
			➔	☐; 11/99→		24.3222-1721.3 020456	Ø 22,2 GG
			➔	☐; 11/99→		24.3222-1722.3 020457	Ø 22,2 GG
0.7 (450.330) 0.7 (450.333) 0.7 (450.352, 450.353)	37 55 45	01/03→01/04 01/03→01/04 01/03→01/04	➔	☐		24.3222-1721.3 020456	Ø 22,2 GG
			➔	☐		24.3222-1722.3 020457	Ø 22,2 GG
Zubehörsatz, Bremsbacken							
0.6 (450.330, 450.332) 0.6 (450.352, 450.353) 0.8 CDI (S1CLC1, 450.300, 450.301, 450.302, 450.303,...	52 45 30	06/02→01/04 01/01→01/04 11/99→01/04	➔	J 000001→		03.0137-9308.2 669308	
			➔	→ J 000000		03.0137-9308.2 669308	
0.6 (S1CLA1, 450.341) 0.6 (S1CLB1, 450.331, 450.336)	40 33	07/98→01/04 07/98→01/04	➔			03.0137-9308.2 669308	
0.7 (450.330) 0.7 (450.333) 0.7 (450.352, 450.353)	37 55 45	01/03→01/04 01/03→01/04 01/03→01/04	➔				
 Bremstrommel							
0.6 (450.330, 450.332) 0.6 (450.352, 450.353) 0.6 (S1CLA1, 450.341) 0.6 (S1CLB1, 450.331, 450.336) 0.7 (450.330) 0.7 (450.333) 0.7 (450.352, 450.353) 0.8 CDI (S1CLC1, 450.300, 450.301, 450.302, 450.303,...	52 45 40 33 37 55 45 30	06/02→01/04 01/01→01/04 07/98→01/04 07/98→01/04 01/03→01/04 01/03→01/04 01/03→01/04 11/99→01/04	➔			24.0220-3027.1 480168	Ø 203,0 x 39,6 / 204,5
 Bremsbackensatz							
0.6 (450.330, 450.332) 0.6 (450.352, 450.353) 0.8 CDI (S1CLC1, 450.300, 450.301, 450.302, 450.303,...	52 45 30	06/02→01/04 01/01→01/04 11/99→01/04	➔	→ J 000000		03.0137-0393.2 650393 03.0520-6522.3 696522	BOS Ø 203 x 32 + HEB BOS Ø 203 x 32 Ø 22,2 + RZ / + Zub TopKit
0.6 (S1CLA1, 450.341) 0.6 (S1CLB1, 450.331, 450.336)	40 33	07/98→01/04 07/98→01/04	➔			03.0137-0393.2 650393	BOS Ø 203 x 32 + HEB
			➔	11/99→		03.0520-6522.3 696522	BOS Ø 203 x 32 Ø 22,2 + RZ / + Zub TopKit
0.7 (450.330) 0.7 (450.333) 0.7 (450.352, 450.353)	37 55 45	01/03→01/04 01/03→01/04 01/03→01/04	➔			03.0137-0393.2 650393 03.0520-6522.3 696522	BOS Ø 203 x 32 + HEB BOS Ø 203 x 32 Ø 22,2 + RZ / + Zub TopKit
 Seilzug, Feststellbremse							
0.6 (450.330, 450.332) 0.6 (450.352, 450.353) 0.6 (S1CLA1, 450.341) 0.6 (S1CLB1, 450.331, 450.336) 0.7 (450.330) 0.7 (450.333) 0.7 (450.352, 450.353) 0.8 CDI (S1CLC1, 450.300, 450.301, 450.302, 450.303,...	52 45 40 33 37 55 45 30	06/02→01/04 01/01→01/04 07/98→01/04 07/98→01/04 01/03→01/04 01/03→01/04 01/03→01/04 11/99→01/04	➔	☐; Trommelbremse	1	24.3727-2802.2 582802	Satz L= 990 L2= 990 + Zub


















	kw					! #		
SMART - CROSSBLADE (450) 06/02→12/03								
 Radbremszylinder								
0.6 (450.418)	52	06/02→12/03	➔	J 000001→		24.3220-1735.3	020521	Ø 20,64 ALU
			➔	☐; → J 000000		24.3220-1736.3	020522	Ø 20,64 ALU
			➔	☐; → J 000000		24.3222-1721.3	020456	Ø 22,2 GG
			➔	☐; → J 000000		24.3222-1722.3	020457	Ø 22,2 GG
Zubehörsatz, Bremsbacken								
0.6 (450.418)	52	06/02→12/03	➔	→ J 000000		03.0137-9308.2	669308	
			➔	J 000001→		03.0137-9308.2	669308	
 Bremstrommel								
0.6 (450.418)	52	06/02→12/03	➔			24.0220-3027.1	480168	Ø 203,0 x 39,6 / 204,5
 Bremsbackensatz								
0.6 (450.418)	52	06/02→12/03	➔	→ J 000000		03.0137-0393.2	650393	BOS Ø 203 x 32 + HEB
						03.0520-6522.3	696522	BOS Ø 203 x 32 Ø 22,2 + RZ / + Zub TopKit
 Seilzug, Feststellbremse								
0.6 (450.418)	52	06/02→12/03	➔	☑; Trommelbremse	1	24.3727-2802.2	582802	Satz L= 990 L2= 990 + Zub
SMART - FORFOUR (454) 01/04→06/06								
 Radbremszylinder								
1.1 (454.030)	55	01/04→06/06	➔	03/04→		24.3219-1757.3	020517	TRW Ø 19,05 ALU
1.3 (454.031)	70	01/04→06/06	➔			24.3219-1757.3	020517	TRW Ø 19,05 ALU
1.1 (454.033)	47	02/05→06/06	➔			24.3219-1757.3	020517	TRW Ø 19,05 ALU
1.5 CDI (454.000)	50	09/04→06/06	➔			24.3219-1757.3	020517	TRW Ø 19,05 ALU
1.5 (454.032)	90	01/04→06/06	➔	11/04→		24.3219-1757.3	020517	TRW Ø 19,05 ALU
 Bremsbackensatz								
1.1 (454.030)	55	01/04→06/06	➔	03/04→		03.0137-0477.2	650477	Ø 203 x 38 + HEB
1.3 (454.031)	70	01/04→06/06	➔			03.0520-7319.3	697319	Ø 203 x 38 Ø 19,05 + RZ / + Zub TopKit
1.1 (454.033)	47	02/05→06/06	➔			03.0137-0477.2	650477	Ø 203 x 38 + HEB
1.5 CDI (454.000)	50	09/04→06/06	➔			03.0520-7319.3	697319	Ø 203 x 38 Ø 19,05 + RZ / + Zub TopKit
1.5 (454.032)	90	01/04→06/06	➔	11/04→		03.0137-0477.2	650477	Ø 203 x 38 + HEB
						03.0520-7319.3	697319	Ø 203 x 38 Ø 19,05 + RZ / + Zub TopKit
SMART - FORFOUR Schrägheck (453) 07/14→								
Zubehörsatz, Bremsbacken								
0.9 (453.044, 453.053)	66	11/14→	➔			03.0137-9309.2	669309	AP
0.9 Brabus (453.062)	80	07/16→						
electric drive / EQ (453.091)	41	05/17→						
electric drive (453.091)	60	05/17→						
1.0 (453.041)	45	11/14→	➔	01/15→		03.0137-9309.2	669309	AP
1.0 (453.042, 453.043)	52	07/14→	➔	11/14→		03.0137-9309.2	669309	AP
 Bremsbackensatz								
0.9 (453.044, 453.053)	66	11/14→	➔			03.0137-0531.2	650531	Ø 228 x 42 + HEB
0.9 Brabus (453.062)	80	07/16→						
1.0 (453.041)	45	11/14→						
1.0 (453.042, 453.043)	52	07/14→						
electric drive / EQ (453.091)	41	05/17→						
electric drive (453.091)	60	05/17→						
 Seilzug, Feststellbremse								
0.9 (453.044, 453.053)	66	11/14→	➔	☑	2	24.3727-2803.2	582803	L= 1.855
0.9 Brabus (453.062)	80	07/16→						
electric drive / EQ (453.091)	41	05/17→						
electric drive (453.091)	60	05/17→						
1.0 (453.041)	45	11/14→	➔	☑; 01/15→	2	24.3727-2803.2	582803	L= 1.855
1.0 (453.042, 453.043)	52	07/14→	➔	☑; 11/14→	2	24.3727-2803.2	582803	L= 1.855
















	kw					! #		
SMART - FORTWO Cabrio (450) 01/04→01/07								
 Radbremszylinder								
0.7 (450.433)	55	01/04→01/07	➔	☐		24.3222-1721.3	020456	Ø 22,2 GG
0.7 (450.452)	45	01/04→01/07	➔	☐		24.3222-1722.3	020457	Ø 22,2 GG
0.8 CDI (450.401, 450.402, 450.403, 450.400)	30	01/04→01/07	➔	☐				
Zubehörsatz, Bremsbacken								
0.7 (450.433)	55	01/04→01/07	➔			03.0137-9308.2	669308	
0.7 (450.452)	45	01/04→01/07	➔					
0.8 CDI (450.401, 450.402, 450.403, 450.400)	30	01/04→01/07	➔					
 Bremstrommel								
0.7 (450.433)	55	01/04→01/07	➔			24.0220-3027.1	480168	Ø 203,0 x 39,6 / 204,5
0.7 (450.452)	45	01/04→01/07	➔					
0.8 CDI (450.401, 450.402, 450.403, 450.400)	30	01/04→01/07	➔					
 Bremsbackensatz								
0.7 (450.433)	55	01/04→01/07	➔			03.0137-0393.2	650393	BOS Ø 203 x 32 + HEB
0.7 (450.452)	45	01/04→01/07	➔			03.0520-6522.3	696522	BOS Ø 203 x 32 Ø 22,2 + RZ / + Zub TopKit
0.8 CDI (450.401, 450.402, 450.403, 450.400)	30	01/04→01/07	➔					
 Seilzug, Feststellbremse								
0.7 (450.433)	55	01/04→01/07	➔	☑; Trommelbremse	1	24.3727-2802.2	582802	Satz L= 990 L2= 990 + Zub
0.7 (450.452)	45	01/04→01/07	➔					
0.8 CDI (450.401, 450.402, 450.403, 450.400)	30	01/04→01/07	➔					
SMART - FORTWO Cabrio (451) 01/07→								
 Radbremszylinder								
0.8 CDi (451.400)	33	01/07→	➔	☐; 04/07→		24.3220-1735.3	020521	Ø 20,64 ALU
1.0 (451.431, 451.480)	52	01/07→	➔	☐; 04/07→		24.3220-1736.3	020522	Ø 20,64 ALU
1.0 Turbo (451.432)	62	01/07→	➔	☐; 04/07→				
0.8 CDi (451.401)	40	08/09→	➔	☐		24.3220-1735.3	020521	Ø 20,64 ALU
1.0 Brabus	88	04/12→	➔	☐		24.3220-1736.3	020522	Ø 20,64 ALU
1.0 Brabus (451.433)	72	01/08→	➔	☐				
1.0 Turbo Brabus (451.433)	75	07/10→	➔					
electric drive (451.490, 451.491)	20	12/10→12/12	➔					
electric drive (451.490, 451.491)	55	01/13→	➔					
electric drive (451.490)	35	12/11→12/12	➔					
electric drive (451.491)	30	11/09→12/11	➔					
electric drive Brabus (451.492)	60	01/13→	➔					
Zubehörsatz, Bremsbacken								
0.8 CDi (451.400)	33	01/07→	➔	04/07→		03.0137-9308.2	669308	
1.0 (451.431, 451.480)	52	01/07→	➔					
1.0 Turbo (451.432)	62	01/07→	➔					
0.8 CDi (451.401)	40	08/09→	➔			03.0137-9308.2	669308	
1.0 Brabus	88	04/12→	➔					
1.0 Brabus (451.433)	72	01/08→	➔					
1.0 Turbo Brabus (451.433)	75	07/10→	➔					
electric drive (451.490, 451.491)	20	12/10→12/12	➔					
electric drive (451.490, 451.491)	55	01/13→	➔					
electric drive (451.490)	35	12/11→12/12	➔					
electric drive (451.491)	30	11/09→12/11	➔					
electric drive Brabus (451.492)	60	01/13→	➔					
 Bremstrommel								
0.8 CDi (451.400)	33	01/07→	➔	04/07→		24.0220-3027.1	480168	Ø 203,0 x 39,6 / 204,5
1.0 (451.431, 451.480)	52	01/07→	➔					
1.0 Turbo (451.432)	62	01/07→	➔					
0.8 CDi (451.401)	40	08/09→	➔			24.0220-3027.1	480168	Ø 203,0 x 39,6 / 204,5
1.0 Brabus	88	04/12→	➔					
1.0 Brabus (451.433)	72	01/08→	➔					
↓								
















	kw					! #		
SMART - FORTWO Cabrio (451) 01/07→								
 Bremstrommel								
1.0 Turbo Brabus (451.433)	75	07/10→	➔				24.0220-3027.1 480168	Ø 203,0 x 39,6 / 204,5
electric drive (451.490, 451.491)	20	12/10→12/12						
electric drive (451.490, 451.491)	55	01/13→						
electric drive (451.490)	35	12/11→12/12						
electric drive (451.491)	30	11/09→12/11						
electric drive Brabus (451.492)	60	01/13→						
 Bremsbackensatz								
0.8 CDI (451.400)	33	01/07→	➔	04/07→			03.0137-0487.2 650487	Ø 203 x 32 + HEB
1.0 (451.431, 451.480)	52	01/07→					03.0520-9520.3 699520	Ø 203 x 32 Ø 20,64 + RZ / + Zub TopKit
1.0 Turbo (451.432)	62	01/07→						
0.8 CDI (451.401)	40	08/09→	➔				03.0137-0487.2 650487	Ø 203 x 32 + HEB
electric drive (451.490, 451.491)	20	12/10→12/12					03.0520-9520.3 699520	Ø 203 x 32 Ø 20,64 + RZ / + Zub TopKit
electric drive (451.490, 451.491)	55	01/13→						
electric drive (451.490)	35	12/11→12/12						
electric drive (451.491)	30	11/09→12/11						
electric drive Brabus (451.492)	60	01/13→						
1.0 Brabus	88	04/12→	➔				03.0137-0487.2 650487	Ø 203 x 32 + HEB
1.0 Brabus (451.433)	72	01/08→	➔				03.0137-0487.2 650487	Ø 203 x 32 + HEB
1.0 Turbo Brabus (451.433)	75	07/10→					03.0520-9520.3 699520	Ø 203 x 32 Ø 20,64 + RZ / + Zub TopKit
			➔	04/12→			03.0520-9520.3 699520	Ø 203 x 32 Ø 20,64 + RZ / + Zub TopKit
SMART - FORTWO Cabriolet (453) 09/15→								
Zubehörsatz, Bremsbacken								
0.9 (453.444, 453.453)	66	09/15→	➔				03.0137-9317.2 669317	
0.9 Brabus (453.462)	80	07/16→						
1.0 (453.442, 453.443)	52	09/15→						
electric drive / EQ (453.491)	41	05/17→						
 Bremsbackensatz								
0.9 (453.444, 453.453)	66	09/15→	➔				03.0137-0522.2 650522	Ø 203 x 38 + HEB
0.9 Brabus (453.462)	80	07/16→						
1.0 (453.442, 453.443)	52	09/15→						
electric drive / EQ (453.491)	41	05/17→						
SMART - FORTWO Coupe (450) 01/04→02/07								
 Radbremszylinder								
0.7 (450.330)	37	01/04→01/07	➔	☐			24.3222-1721.3 020456	Ø 22,2 GG
0.7 (450.333)	55	01/04→01/07						
0.7 (450.352, 450.332)	45	01/04→01/07	➔	☐			24.3222-1722.3 020457	Ø 22,2 GG
0.8 CDI (450.300, 450.301, 450.302, 450.303, 450.306)	30	01/04→01/07						
0.7 (450.335)	40	01/04→01/07	➔	☐; + ESP			24.3220-1735.3 020521	Ø 20,64 ALU
			➔	☐; + ESP			24.3220-1736.3 020522	Ø 20,64 ALU
Zubehörsatz, Bremsbacken								
0.7 (450.330)	37	01/04→01/07	➔				03.0137-9308.2 669308	
0.7 (450.333)	55	01/04→01/07						
0.7 (450.352, 450.332)	45	01/04→01/07						
0.8 CDI (450.300, 450.301, 450.302, 450.303, 450.306)	30	01/04→01/07						
0.7 (450.335)	40	01/04→01/07	➔	→ J000000			03.0137-9308.2 669308	
 Bremstrommel								
0.7 (450.330)	37	01/04→01/07	➔				24.0220-3027.1 480168	Ø 203,0 x 39,6 / 204,5
0.7 (450.333)	55	01/04→01/07						
0.7 (450.335)	40	01/04→01/07						
0.7 (450.352, 450.332)	45	01/04→01/07						
0.8 CDI (450.300, 450.301, 450.302, 450.303, 450.306)	30	01/04→01/07						
↓								

















	kw					! #		
SMART - FORTWO Coupe (450) 01/04→02/07								
 Bremsbackensatz								
0.7 (450.330)	37	01/04→01/07	➔				03.0137-0393.2 650393	BOS Ø 203 x 32 + HEB
0.7 (450.333)	55	01/04→01/07					03.0520-6522.3 696522	BOS Ø 203 x 32 Ø 22,2 + RZ / + Zub TopKit
0.7 (450.352, 450.332)	45	01/04→01/07						
0.8 CDI (450.300, 450.301, 450.302, 450.303, 450.306)	30	01/04→01/07						
0.7 (450.335)	40	01/04→01/07	➔	→ J000000			03.0137-0393.2 650393	BOS Ø 203 x 32 + HEB
 Seilzug, Feststellbremse								
0.7 (450.330)	37	01/04→01/07	➔	⏴; Trommelbremse	1		24.3727-2802.2 582802	Satz L= 990 L2= 990 + Zub
0.7 (450.333)	55	01/04→01/07						
0.7 (450.335)	40	01/04→01/07						
0.7 (450.352, 450.332)	45	01/04→01/07						
0.8 CDI (450.300, 450.301, 450.302, 450.303, 450.306)	30	01/04→01/07						
SMART - FORTWO Coupe (451) 01/07→								
 Radbremszylinder								
0.8 CDI (451.300)	33	01/07→	➔	☐; 04/07→			24.3220-1735.3 020521	Ø 20,64 ALU
1.0 (451.330, 451.334)	45	01/07→						
1.0 (451.331, 451.380)	52	01/07→	➔	☐; 04/07→			24.3220-1736.3 020522	Ø 20,64 ALU
1.0 Turbo (451.332)	62	01/07→						
0.8 CDI (451.301)	40	08/09→	➔	☐			24.3220-1735.3 020521	Ø 20,64 ALU
1.0 Brabus (451.333)	72	01/08→						
1.0 Turbo Brabus (451.333)	75	07/10→	➔	☐			24.3220-1736.3 020522	Ø 20,64 ALU
electric drive (451.390, 451.391)	55	01/13→						
electric drive (451.390)	35	12/11→12/12						
electric drive (451.391, 451.390)	20	12/10→12/12						
electric drive (451.391)	30	11/09→12/11						
electric drive Brabus (451.392)	60	01/13→						
Zubehörsatz, Bremsbacken								
0.8 CDI (451.300)	33	01/07→	➔	04/07→			03.0137-9308.2 669308	
1.0 (451.330, 451.334)	45	01/07→						
1.0 (451.331, 451.380)	52	01/07→						
1.0 Turbo (451.332)	62	01/07→						
0.8 CDI (451.301)	40	08/09→	➔				03.0137-9308.2 669308	
1.0 Brabus (451.333)	72	01/08→						
1.0 Turbo Brabus (451.333)	75	07/10→						
electric drive (451.390, 451.391)	55	01/13→						
electric drive (451.390)	35	12/11→12/12						
electric drive (451.391, 451.390)	20	12/10→12/12						
electric drive (451.391)	30	11/09→12/11						
electric drive Brabus (451.392)	60	01/13→						
 Bremstrommel								
0.8 CDI (451.300)	33	01/07→	➔	04/07→			24.0220-3027.1 480168	Ø 203,0 x 39,6 / 204,5
1.0 (451.330, 451.334)	45	01/07→						
1.0 (451.331, 451.380)	52	01/07→						
1.0 Turbo (451.332)	62	01/07→						
0.8 CDI (451.301)	40	08/09→	➔				24.0220-3027.1 480168	Ø 203,0 x 39,6 / 204,5
1.0 Brabus (451.333)	72	01/08→						
1.0 Turbo Brabus (451.333)	75	07/10→						
electric drive (451.390, 451.391)	55	01/13→						
electric drive (451.390)	35	12/11→12/12						
electric drive (451.391, 451.390)	20	12/10→12/12						
electric drive (451.391)	30	11/09→12/11						
electric drive Brabus (451.392)	60	01/13→						
 Bremsbackensatz								
0.8 CDI (451.300)	33	01/07→	➔	04/07→			03.0137-0487.2 650487	Ø 203 x 32 + HEB
1.0 (451.330, 451.334)	45	01/07→					03.0520-9520.3 699520	Ø 203 x 32 Ø 20,64 + RZ / + Zub TopKit
1.0 (451.331, 451.380)	52	01/07→						
1.0 Turbo (451.332)	62	01/07→						
0.8 CDI (451.301)	40	08/09→	➔				03.0137-0487.2 650487	Ø 203 x 32 + HEB
1.0 Brabus (451.333)	72	01/08→						



















	kW					! #		
SMART - FORTWO Coupe (451) 01/07→								
 Bremsbackensatz								
1.0 Turbo Brabus (451.333)	75	07/10→	➔				03.0520-9520.3 699520	Ø 203 x 32 Ø 20,64 + RZ / + Zub TopKit
electric drive (451.390, 451.391)	55	01/13→						
electric drive (451.390)	35	12/11→12/12						
electric drive (451.391, 451.390)	20	12/10→12/12						
electric drive (451.391)	30	11/09→12/11						
electric drive Brabus (451.392)	60	01/13→						
SMART - FORTWO Coupe (453) 07/14→								
Zubehörsatz, Bremsbacken								
0.9 (453.344, 453.353)	66	09/14→	➔	11/14→			03.0137-9317.2 669317	
1.0 (453.342, 453.343)	52	07/14→						
0.9 Brabus (453.362)	80	07/16→	➔				03.0137-9317.2 669317	
electric drive / EQ (453.391)	41	05/17→						
electric drive (453.391)	60	05/17→						
1.0 (453.341)	45	11/14→	➔	01/15→			03.0137-9317.2 669317	
 Bremsbackensatz								
0.9 (453.344, 453.353)	66	09/14→	➔				03.0137-0522.2 650522	Ø 203 x 38 + HEB
0.9 Brabus (453.362)	80	07/16→						
1.0 (453.341)	45	11/14→						
1.0 (453.342, 453.343)	52	07/14→						
electric drive / EQ (453.391)	41	05/17→						
electric drive (453.391)	60	05/17→						
SMART - ROADSTER (452) 04/03→11/05								
Zubehörsatz, Bremsbacken								
0.7 (452.432)	45	04/03→11/05	➔				03.0137-9308.2 669308	
0.7 (452.434)	60	04/03→11/05						
0.7 Brabus (452.437)	74	12/03→11/05	➔	03/04→			03.0137-9308.2 669308	
 Bremstrommel								
0.7 (452.432)	45	04/03→11/05	➔				24.0220-3027.1 480168	Ø 203,0 x 39,6 / 204,5
0.7 (452.434)	60	04/03→11/05						
0.7 Brabus (452.437)	74	12/03→11/05	➔	03/04→			24.0220-3027.1 480168	Ø 203,0 x 39,6 / 204,5
 Bremsbackensatz								
0.7 (452.432)	45	04/03→11/05	➔				03.0137-0393.2 650393	BOS Ø 203 x 32 + HEB
0.7 (452.434)	60	04/03→11/05						
0.7 Brabus (452.437)	74	12/03→11/05	➔	03/04→			03.0137-0393.2 650393	BOS Ø 203 x 32 + HEB
SMART - ROADSTER Coupe (452) 04/03→11/05								
Zubehörsatz, Bremsbacken								
0.7 (452.332)	45	06/03→11/05	➔	04/05→			03.0137-9308.2 669308	
0.7 (452.334)	60	04/03→11/05	➔				03.0137-9308.2 669308	
0.7 Brabus (452.337)	74	12/03→11/05	➔	03/04→			03.0137-9308.2 669308	
 Bremstrommel								
0.7 (452.332)	45	06/03→11/05	➔	04/05→			24.0220-3027.1 480168	Ø 203,0 x 39,6 / 204,5
0.7 (452.334)	60	04/03→11/05	➔				24.0220-3027.1 480168	Ø 203,0 x 39,6 / 204,5
0.7 Brabus (452.337)	74	12/03→11/05	➔	03/04→			24.0220-3027.1 480168	Ø 203,0 x 39,6 / 204,5
 Bremsbackensatz								
0.7 (452.332)	45	06/03→11/05	➔	04/05→			03.0137-0393.2 650393	BOS Ø 203 x 32 + HEB
0.7 (452.334)	60	04/03→11/05	➔				03.0137-0393.2 650393	BOS Ø 203 x 32 + HEB
0.7 Brabus (452.337)	74	12/03→11/05	➔	03/04→			03.0137-0393.2 650393	BOS Ø 203 x 32 + HEB
SSANGYONG - ACTYON SPORTS I (QJ) 11/05→								
 Bremstrommel								
2.0 Xdi	104	04/07→	➔	- ABS			24.0220-3020.2 480131	Ø 203,0 x 44,5 / 204,3
2.0 Xdi 4WD	104	04/07→						- RLG / - ABS Ring / mit Radbefestigungsbolzen
↓								














	kw					! #		
SSANGYONG - ACTYON SPORTS I (QJ) 11/05→								
 Bremstrommel								
2.0 Xdi 2.0 Xdi 4WD	104 104	04/07→ 04/07→	➡	- ABS		24.0220-3720.2 480210		Ø 203,0 x 44,5 / 204,3 + RLG / - ABS Ring / mit Radbe- festigungsbolzen
SUBARU - FORESTER (SF_) 03/97→09/02								
 Radbremszylinder								
2.0 AWD (SF5)	90	08/97→09/02	➡			24.3219-1759.3 020528		Ø 19,05 GG
2.0 AWD (SF5)	92	06/98→09/02	➡	07/98→		24.3219-1759.3 020528		Ø 19,05 GG
Zubehörsatz, Bremsbacken								
2.0 AWD (SF5)	90	08/97→09/02	➡			03.0137-9192.2 669192		AKE
2.0 AWD (SF5)	92	06/98→09/02	➡	07/98→		03.0137-9192.2 669192		AKE
 Bremstrommel								
2.0 AWD (SF5)	90	08/97→09/02	➡	- ABS		24.0222-8023.1 480094		Ø 229,0 x 43,5 / 230
2.0 AWD (SF5)	92	06/98→09/02	➡	07/98→; - ABS		24.0222-8023.1 480094		Ø 229,0 x 43,5 / 230
 Bremsbackensatz								
2.0 AWD (SF5)	90	08/97→09/02	➡			03.0137-0302.2 650302		AKE Ø 229 x 37
2.0 AWD (SF5)	92	06/98→09/02	➡	07/98→		03.0137-0302.2 650302		AKE Ø 229 x 37
 Bremsbackensatz, Feststellbremse								
2.0 S Turbo AWD (SF5)	125	06/98→04/01	➡	07/98→		03.0137-3010.2 653010		Ø 170 x 32 - HEB
2.0 S Turbo AWD (SF5)	130	04/01→09/02		09/02→		03.0137-3010.2 653010		Ø 170 x 32 - HEB
SUBARU - FORESTER (SG_) 06/02→12/12								
 Radbremszylinder								
2.0 AWD	92	06/02→05/05	➡	09/02→		24.3219-1759.3 020528		Ø 19,05 GG
2.0 X AWD	116	06/05→05/08	➡			24.3219-1759.3 020528		Ø 19,05 GG
2.5 AWD	129	01/05→10/12	➡		2	24.3219-1759.3 020528		Ø 19,05 GG
Zubehörsatz, Bremsbacken								
2.0 AWD	92	06/02→05/05	➡	09/02→		03.0137-9192.2 669192		AKE
2.0 X AWD 2.5 AWD	116 129	06/05→05/08 01/05→10/12	➡			03.0137-9192.2 669192		AKE
 Bremstrommel								
2.0 AWD	92	06/02→05/05	➡	09/02→		24.0222-8023.1 480094		Ø 229,0 x 43,5 / 230
2.0 X AWD	116	06/05→05/08	➡			24.0222-8023.1 480094		Ø 229,0 x 43,5 / 230
 Bremsbackensatz								
2.0 AWD	92	06/02→05/05	➡	09/02→		03.0137-0302.2 650302		AKE Ø 229 x 37
2.0 X AWD	116	06/05→05/08	➡			03.0137-0302.2 650302		AKE Ø 229 x 37
2.5 AWD	129	01/05→10/12	➡	für Linkslenker		03.0137-0302.2 650302		AKE Ø 229 x 37
 Bremsbackensatz, Feststellbremse								
2.0 S Turbo AWD 2.5 AWD (SG9)	130 155	09/02→05/05 12/03→05/05				03.0137-3010.2 653010		Ø 170 x 32 - HEB
2.5 AWD	129	01/05→10/12		für Rechtslenker		03.0137-3010.2 653010		Ø 170 x 32 - HEB
2.5 XT AWD (SG9)	169	06/05→05/08		09/05→		03.0137-3010.2 653010		Ø 170 x 32 - HEB
SUBARU - FORESTER (SH_) 12/07→								
 Bremsbackensatz, Feststellbremse								
2.0 AWD 2.0 AWD 2.0 D AWD (SHH) 2.5 AWD (SH9) 2.5 AWD (SH9)	110 110 108 126 169	01/08→09/13 01/10→ 09/08→09/13 01/09→09/13 06/08→09/13	➡	→ 02/13		03.0137-3015.2 653015		Ø 190 x 32 - HEB
Zubehörsatz, Feststellbremsbacken								
2.0 AWD 2.0 D AWD (SHH) 2.5 AWD (SH9)	110 108 169	01/08→09/13 09/08→09/13 06/08→09/13		→ 02/13		03.0137-9307.2 669307		
2.0 AWD 2.5 AWD (SH9)	110 126	01/10→ 01/09→09/13	➡	→ 02/13		03.0137-9307.2 669307		






















	kW			 	! #		
SUBARU - FORESTER (SJ_) 11/12→							
 Bremsbackensatz, Feststellbremse							
2.0 D AWD	108	03/13→	➔			03.0137-3045.2 653045	Ø 170 x 35 - HEB
2.0 i AWD	110	03/13→					
2.0 XT AWD (SJG)	177	03/13→					
SUBARU - IMPREZA Coupe (GFC) 01/93→12/00							
Zubehörsatz, Bremsbacken							
1.6	66	12/96→12/00	➔			03.0137-9192.2 669192	AKE
1.6 AWD	66	12/96→12/00					
2.0 AWD	85	12/95→12/00					
 Bremstrommel							
1.6	66	12/96→12/00	➔	- ABS		24.0222-8023.1 480094	Ø 229,0 x 43,5 / 230
1.6 AWD	66	12/96→12/00					
2.0 AWD	85	12/95→12/00					
 Bremsbackensatz							
1.6	66	12/96→12/00	➔			03.0137-0302.2 650302	AKE Ø 229 x 37
1.6 AWD	66	12/96→12/00					
2.0 AWD	85	12/95→12/00					
 Bremsbackensatz, Feststellbremse							
1.6	66	12/96→12/00	➔			03.0137-3010.2 653010	Ø 170 x 32 - HEB
1.6 AWD	66	12/96→12/00					
2.0 AWD	85	12/95→12/00					
2.0 Turbo AWD	155	12/96→12/00					
SUBARU - IMPREZA Schrägheck (GP_) 10/11→							
 Bremsbackensatz, Feststellbremse							
1.6 i (GP2)	84	06/12→09/16	➔			03.0137-3045.2 653045	Ø 170 x 35 - HEB
1.6 i AWD	84	06/12→					
2.0 AWD (GP7)	110	01/12→					
SUBARU - IMPREZA Schrägheck (GR, GH, G3) 03/07→05/14							
 Bremsbackensatz, Feststellbremse							
2.0 D AWD	110	01/09→03/12	➔	→ 12/11		03.0137-3015.2 653015	Ø 190 x 32 - HEB
2.0 R AWD (GH7)	110	01/08→03/12	➔	02/08→ 12/11		03.0137-3015.2 653015	Ø 190 x 32 - HEB
2.5 WRX STI AWD (GRF)	221	01/08→08/13					
2.5 AWD (GHE)	169	01/08→09/11	➔	02/08→		03.0137-3015.2 653015	Ø 190 x 32 - HEB
2.5 WRX SE AWD (GRE)	195	07/10→08/13	➔			03.0137-3015.2 653015	Ø 190 x 32 - HEB
Zubehörsatz, Feststellbremsbacken							
2.0 D AWD	110	01/09→03/12		→ 12/11		03.0137-9307.2 669307	
2.0 R AWD (GH7)	110	01/08→03/12		02/08→ 12/11		03.0137-9307.2 669307	
2.5 WRX STI AWD (GRF)	221	01/08→08/13					
2.5 AWD (GHE)	169	01/08→09/11		02/08→		03.0137-9307.2 669307	
2.5 WRX SE AWD (GRE)	195	07/10→08/13				03.0137-9307.2 669307	
SUBARU - IMPREZA Station Wagon (GF) 08/92→12/00							
Zubehörsatz, Bremsbacken							
1.6 i (GF3)	70	06/98→12/00	➔			03.0137-9192.2 669192	AKE
1.6 i AWD	70	06/98→12/00					
2.0 i 16V AWD	92	06/98→12/00					
2.0 i AWD (GF8)	85	12/95→12/00					
1.6 i AWD	66	08/92→12/00	➔	01/93→		03.0137-9192.2 669192	AKE
1.8 i AWD (GF6)	76	08/92→12/00	➔	01/93→ 06/96		03.0137-9192.2 669192	AKE
 Bremstrommel							
1.6 i (GF3)	70	06/98→12/00	➔	- ABS		24.0222-8023.1 480094	Ø 229,0 x 43,5 / 230
1.6 i AWD	70	06/98→12/00					
2.0 i 16V AWD	92	06/98→12/00					
2.0 i AWD (GF8)	85	12/95→12/00					
1.6 i AWD	66	08/92→12/00	➔	01/93→; - ABS		24.0222-8023.1 480094	Ø 229,0 x 43,5 / 230
1.8 i AWD (GF6)	76	08/92→12/00	➔	01/93→ 06/96; - ABS		24.0222-8023.1 480094	Ø 229,0 x 43,5 / 230
 Bremsbackensatz							
1.6 i (GF3)	70	06/98→12/00	➔			03.0137-0302.2 650302	AKE Ø 229 x 37
1.6 i AWD	70	06/98→12/00					
















	kw					! #		
SUBARU - IMPREZA Station Wagon (GF) 08/92→12/00								
 Bremsbackensatz								
2.0 i 16V AWD	92	06/98→12/00	➔				03.0137-0302.2 650302	AKE Ø 229 x 37
2.0 i AWD (GF8)	85	12/95→12/00						
1.6 i AWD	66	08/92→12/00	➔	01/93→			03.0137-0302.2 650302	AKE Ø 229 x 37
1.8 i AWD (GF6)	76	08/92→12/00	➔	01/93→ 06/96			03.0137-0302.2 650302	AKE Ø 229 x 37
 Bremsbackensatz, Feststellbremse								
1.6 i (GF3)	70	06/98→12/00	➔				03.0137-3010.2 653010	Ø 170 x 32 - HEB
1.6 i AWD	70	06/98→12/00						
2.0 i 16V AWD	92	06/98→12/00						
2.0 i AWD (GF8)	85	12/95→12/00						
2.0 i Turbo AWD (GF8)	155	03/94→12/00						
2.0 Turbo GT AWD (GF8)	160	06/98→12/00						
1.6 i AWD	66	08/92→12/00	➔	01/93→			03.0137-3010.2 653010	Ø 170 x 32 - HEB
1.8 i AWD (GF6)	76	08/92→12/00	➔	01/93→ 06/96			03.0137-3010.2 653010	Ø 170 x 32 - HEB
SUBARU - IMPREZA Station Wagon (GG) 10/00→12/08								
Zubehörsatz, Bremsbacken								
1.5 AWD	77	05/06→03/07	➔				03.0137-9192.2 669192	AKE
1.6 AWD	70	12/00→09/06	➔	→ 09/05			03.0137-9192.2 669192	AKE
 Bremstrommel								
1.6 AWD	70	12/00→09/06	➔	→ 09/05; - ABS			24.0222-8023.1 480094	Ø 229,0 x 43,5 / 230
 Bremsbackensatz								
1.5 AWD	77	05/06→03/07	➔				03.0137-0302.2 650302	AKE Ø 229 x 37
1.6 AWD	70	12/00→09/06	➔	→ 09/05			03.0137-0302.2 650302	AKE Ø 229 x 37
 Bremsbackensatz, Feststellbremse								
2.0 AWD	92	12/00→12/07	➔	→ 09/05			03.0137-3010.2 653010	Ø 170 x 32 - HEB
2.0 WRX Turbo AWD	165	12/02→09/06						
2.0 i R AWD (GG9)	118	09/05→06/07	➔	10/05→			03.0137-3010.2 653010	Ø 170 x 32 - HEB
SUBARU - IMPREZA Stufenheck (GC) 08/92→09/01								
Zubehörsatz, Bremsbacken								
1.6 i (GC3)	66	08/92→12/00	➔	01/93→			03.0137-9192.2 669192	AKE
1.6 i AWD	66	08/92→12/00						
1.6 i (GC3)	70	06/98→12/00	➔				03.0137-9192.2 669192	AKE
1.6 i AWD	70	06/98→12/00						
2.0 i AWD (GC7)	85	10/95→12/00						
2.0 i AWD (GC8)	92	06/98→12/00						
1.8 i AWD (GC6)	76	08/92→12/00	➔	01/93→ 06/96			03.0137-9192.2 669192	AKE
 Bremstrommel								
1.6 i (GC3)	66	08/92→12/00	➔	01/93→; - ABS			24.0222-8023.1 480094	Ø 229,0 x 43,5 / 230
1.6 i AWD	66	08/92→12/00						
1.6 i (GC3)	70	06/98→12/00	➔	- ABS			24.0222-8023.1 480094	Ø 229,0 x 43,5 / 230
1.6 i AWD	70	06/98→12/00						
2.0 i AWD (GC7)	85	10/95→12/00						
2.0 i AWD (GC8)	92	06/98→12/00						
1.8 i AWD (GC6)	76	08/92→12/00	➔	01/93→ 06/96; - ABS			24.0222-8023.1 480094	Ø 229,0 x 43,5 / 230
 Bremsbackensatz								
1.6 i (GC3)	66	08/92→12/00	➔	01/93→			03.0137-0302.2 650302	AKE Ø 229 x 37
1.6 i AWD	66	08/92→12/00						
1.6 i (GC3)	70	06/98→12/00	➔				03.0137-0302.2 650302	AKE Ø 229 x 37
1.6 i AWD	70	06/98→12/00						
2.0 i AWD (GC7)	85	10/95→12/00						
2.0 i AWD (GC8)	92	06/98→12/00						
1.8 i AWD (GC6)	76	08/92→12/00	➔	01/93→ 06/96			03.0137-0302.2 650302	AKE Ø 229 x 37
 Bremsbackensatz, Feststellbremse								
1.6 i (GC3)	66	08/92→12/00	➔	01/93→			03.0137-3010.2 653010	Ø 170 x 32 - HEB
1.6 i AWD	66	08/92→12/00						
1.6 i (GC3)	70	06/98→12/00	➔				03.0137-3010.2 653010	Ø 170 x 32 - HEB
1.6 i AWD	70	06/98→12/00						
2.0 i AWD (GC7)	85	10/95→12/00						
2.0 i AWD (GC8)	92	06/98→12/00						
2.0 Turbo GT AWD (GC8)	155	03/94→12/00						
















	kw					! #		
SUBARU - IMPREZA Stufenheck (GC) 08/92→09/01								
 Bremsbackensatz, Feststellbremse								
2.0 Turbo GT AWD (GC8)	160	06/98→12/00	➔				03.0137-3010.2 653010	Ø 170 x 32 - HEB
1.8 i AWD (GC6)	76	08/92→12/00	➔	01/93→06/96			03.0137-3010.2 653010	Ø 170 x 32 - HEB
SUBARU - IMPREZA Stufenheck (GD) 09/99→06/09								
Zubehörsatz, Bremsbacken								
1.5 AWD	77	05/06→03/07	➔				03.0137-9192.2 669192	AKE
1.6 AWD	70	12/00→06/09	➔	→ 09/05			03.0137-9192.2 669192	AKE
 Bremstrommel								
1.5 AWD	77	05/06→03/07	➔				24.0222-8023.1 480094	Ø 229,0 x 43,5 / 230
1.6 AWD	70	12/00→06/09	➔	→ 09/05; - ABS			24.0222-8023.1 480094	Ø 229,0 x 43,5 / 230
 Bremsbackensatz								
1.5 AWD	77	05/06→03/07	➔				03.0137-0302.2 650302	AKE Ø 229 x 37
1.6 AWD	70	12/00→06/09	➔	→ 09/05			03.0137-0302.2 650302	AKE Ø 229 x 37
 Bremsbackensatz, Feststellbremse								
2.0 i AWD (GD9)	92	12/00→06/09	➔	→ 09/05			03.0137-3010.2 653010	Ø 170 x 32 - HEB
2.0 WRX Turbo AWD	165	12/02→03/07						
2.0 WRX Turbo AWD (GDA)	160	12/00→12/05						
2.0 i R AWD (GD9)	118	09/05→03/07	➔	10/05→			03.0137-3010.2 653010	Ø 170 x 32 - HEB
SUBARU - IMPREZA Stufenheck (GE, GV) 01/07→								
 Bremsbackensatz, Feststellbremse								
2.5 AWD	169	10/08→	➔	→ 12/11			03.0137-3015.2 653015	Ø 190 x 32 - HEB
2.5 WRX SE AWD	195	01/09→12/14						
2.5 WRX STI AWD	221	01/11→						
Zubehörsatz, Feststellbremsbacken								
2.5 AWD	169	10/08→		→ 12/11			03.0137-9307.2 669307	
2.5 WRX SE AWD	195	01/09→12/14						
2.5 WRX STI AWD	221	01/11→						
SUBARU - JUSTY I (KAD) 11/84→08/96								
Zubehörsatz, Bremsbacken								
1200 4WD	55	10/90→04/96	➔				03.0137-9127.2 669127	
 Bremsbackensatz								
1200 4WD	55	10/90→04/96	➔				03.0137-0222.2 650222	Ø 180 x 31
SUBARU - JUSTY II (JMA, MS) 10/95→11/03								
 Radbremszylinder								
1.3 GX 4x4	50	10/95→11/03	➔	☐; → 09/00			24.3217-1725.3 020512	Ø 17,46 ALU
			➔	☐; → 09/00			24.3217-1726.3 020513	Ø 17,46 ALU
Zubehörsatz, Bremsbacken								
1.3 4x4	63	04/01→11/03	➔				03.0137-9287.2 669287	BOS
1.3 GX 4x4	50	10/95→11/03	➔	→ 06/98			03.0137-9271.2 669271	
			➔	07/98→09/00			03.0137-9287.2 669287	BOS
 Bremsbackensatz								
1.3 4x4	63	04/01→11/03	➔				03.0137-0500.2 650500	BOS Ø 200 x 32 + HEB
1.3 GX 4x4	50	10/95→11/03	➔	→ 06/98			03.0137-0315.2 650315	Ø 200 x 32
			➔	07/98→09/00			03.0137-0500.2 650500	BOS Ø 200 x 32 + HEB
SUBARU - JUSTY III (G3X) 09/03→								
 Radbremszylinder								
1.3 AWD	69	09/03→	➔	→ 08/07			24.3215-1701.3 020493	Ø 15,87 ALU
1.5 AWD	73	09/03→						
Zubehörsatz, Bremsbacken								
1.3 AWD	69	09/03→	➔	→ 08/07			03.0137-9300.2 669300	
↓								
















	kw			 	! #		
SUBARU - JUSTY III (G3X) 09/03→							
Zubehörsatz, Bremsbacken							
1.5 AWD	73	09/03→	➔	→ 08/07		03.0137-9300.2 669300	
 Bremsbackensatz							
1.3 AWD	69	09/03→	➔	→ 08/07		03.0137-0465.2 650465	Ø 200 x 29 + HEB
1.5 AWD	73	09/03→				03.0520-1415.3 691415	Ø 200 x 29 Ø 15,87 + RZ / + Zub TopKit
SUBARU - JUSTY IV 01/07→							
 Radbremszylinder							
1.0	51	01/07→	➔	 ; 09/07→ 05/11		24.3217-1721.3 020489	Ø 17,46 ALU
			➔	 ; 09/07→ 05/11		24.3217-1722.3 020490	Ø 17,46 ALU
 Bremsbackensatz							
1.0	51	01/07→	➔	09/07→ 05/11		03.0137-0489.2 650489	Ø 180 x 28 - HEB
SUBARU - LEGACY II (BD) 01/94→10/99							
Zubehörsatz, Bremsbacken							
2.0 i	85	09/94→03/99	➔			03.0137-9192.2 669192	AKE
2.0 i 4WD	85	09/94→03/99					
2.2 i 4WD	96	06/96→03/99					
2.2 i 4WD (BD7)	94	09/94→03/99					
 Bremstrommel							
2.0 i	85	09/94→03/99	➔			24.0222-8023.1 480094	Ø 229,0 x 43,5 / 230
2.0 i 4WD	85	09/94→03/99					
2.2 i 4WD	96	06/96→03/99					
2.2 i 4WD (BD7)	94	09/94→03/99					
 Bremsbackensatz							
2.0 i	85	09/94→03/99	➔			03.0137-0302.2 650302	AKE Ø 229 x 37
2.0 i 4WD	85	09/94→03/99					
2.2 i 4WD	96	06/96→03/99					
2.2 i 4WD (BD7)	94	09/94→03/99					
 Bremsbackensatz, Feststellbremse							
2.0 i	85	09/94→03/99	➔			03.0137-3010.2 653010	Ø 170 x 32 - HEB
2.0 i 4WD	85	09/94→03/99					
2.2 i 4WD	96	06/96→03/99					
2.2 i 4WD (BD7)	94	09/94→03/99					
2.5 i 4WD	110	06/96→03/99					
SUBARU - LEGACY II Station Wagon (BG) 02/94→12/99							
Zubehörsatz, Bremsbacken							
2.0 i	85	09/94→11/98	➔			03.0137-9192.2 669192	AKE
2.0 i 4WD	85	09/94→11/98					
2.2 i 4WD	96	06/96→11/98					
2.2 i 4WD (BG7)	94	02/94→12/98	➔	→ 11/98		03.0137-9192.2 669192	AKE
 Bremstrommel							
2.0 i	85	09/94→11/98	➔			24.0222-8023.1 480094	Ø 229,0 x 43,5 / 230
2.0 i 4WD	85	09/94→11/98					
2.2 i 4WD	96	06/96→11/98					
2.2 i 4WD (BG7)	94	02/94→12/98	➔	→ 11/98		24.0222-8023.1 480094	Ø 229,0 x 43,5 / 230
 Bremsbackensatz							
2.0 i	85	09/94→11/98	➔			03.0137-0302.2 650302	AKE Ø 229 x 37
2.0 i 4WD	85	09/94→11/98					
2.2 i 4WD	96	06/96→11/98					
2.2 i 4WD (BG7)	94	02/94→12/98	➔	→ 11/98		03.0137-0302.2 650302	AKE Ø 229 x 37
 Bremsbackensatz, Feststellbremse							
2.0 i	85	09/94→11/98	➔			03.0137-3010.2 653010	Ø 170 x 32 - HEB
2.0 i 4WD	85	09/94→11/98					
2.2 i 4WD	96	06/96→11/98					
2.5 i 4WD	110	06/96→11/98					
2.2 i 4WD (BG7)	94	02/94→12/98	➔	→ 11/98		03.0137-3010.2 653010	Ø 170 x 32 - HEB













	kw				! #		
SUBARU - LEGACY IV (BL) 09/03→12/15							
 Bremsbackensatz, Feststellbremse							
2.0 2WD	132	08/05→03/12				03.0137-3043.2 653043	Ø 170 x 36 - HEB
2.0 AWD	121	06/05→04/09					
2.0 AWD (BL5)	101	09/03→10/05					
2.5 AWD (BL9)	121	09/03→04/09					
3.0 R AWD (BLE)	180	09/03→06/09					
2.0 D AWD	110	02/08→12/09		→ 04/09		03.0137-3043.2 653043	Ø 170 x 36 - HEB
2.0 R AWD	110	09/07→12/09					
2.5 i AWD (BL9)	127	09/07→12/09					
SUBARU - LEGACY IV Station Wagon (BP) 09/03→12/09							
 Bremsbackensatz, Feststellbremse							
2.0 AWD (BP5)	101	09/03→10/05				03.0137-3043.2 653043	Ø 170 x 36 - HEB
2.0 AWD (BP5)	121	06/05→04/09					
2.5 AWD (BP9)	121	09/03→04/09					
3.0 R AWD (BPE)	180	09/03→04/09					
2.0 D AWD	110	02/08→12/09		→ 04/09		03.0137-3043.2 653043	Ø 170 x 36 - HEB
2.0 R AWD	110	09/07→12/09					
2.5 i AWD	127	01/08→12/09					
SUBARU - LEGACY V (BM) 05/09→							
 Bremsbackensatz, Feststellbremse							
2.0 D AWD	110	09/09→12/14	➔			03.0137-3015.2 653015	Ø 190 x 32 - HEB
2.0 i AWD	110	09/09→12/14					
2.5 GT AWD (BM9)	195	07/10→12/14					
2.5 i AWD (BM9)	123	09/09→12/14					
Zubehörsatz, Feststellbremsbacken							
2.0 D AWD	110	09/09→12/14				03.0137-9307.2 669307	
2.0 i AWD	110	09/09→12/14					
2.5 GT AWD (BM9)	195	07/10→12/14					
2.5 i AWD (BM9)	123	09/09→12/14					
SUBARU - LEGACY V Station Wagon (BR) 06/08→12/14							
 Bremsbackensatz, Feststellbremse							
2.0 D AWD	110	09/09→12/14	➔			03.0137-3015.2 653015	Ø 190 x 32 - HEB
2.0 i AWD	110	09/09→12/14					
2.0 i AWD	110	06/12→12/14					
2.5 GT AWD (BR9)	195	07/10→12/14					
2.5 i AWD (BR9)	123	09/09→12/14					
2.5 i AWD (BRM)	127	07/12→12/14					
Zubehörsatz, Feststellbremsbacken							
2.0 D AWD	110	09/09→12/14				03.0137-9307.2 669307	
2.0 i AWD	110	09/09→12/14					
2.0 i AWD	110	06/12→12/14					
2.5 GT AWD (BR9)	195	07/10→12/14					
2.5 i AWD (BR9)	123	09/09→12/14					
2.5 i AWD (BRM)	127	07/12→12/14	➔			03.0137-9307.2 669307	
SUBARU - OUTBACK (BL, BP) 09/03→06/10							
 Bremsbackensatz, Feststellbremse							
2.0 D AWD	110	09/08→09/09		→ 04/09		03.0137-3043.2 653043	Ø 170 x 36 - HEB
2.5 AWD (BP9)	121	11/03→09/09					
3.0 AWD (BPE)	180	11/03→09/09		→ 06/09		03.0137-3043.2 653043	Ø 170 x 36 - HEB
SUBARU - OUTBACK (BR) 06/09→							
 Bremsbackensatz, Feststellbremse							
2.0 D AWD (BRD)	110	09/09→	➔			03.0137-3015.2 653015	Ø 190 x 32 - HEB
2.5 i AWD (BR9)	123	09/09→					
3.6 R AWD (BRF)	191	09/09→					
Zubehörsatz, Feststellbremsbacken							
2.0 D AWD (BRD)	110	09/09→				03.0137-9307.2 669307	
2.5 i AWD (BR9)	123	09/09→					
3.6 R AWD (BRF)	191	09/09→					
SUBARU - TREZIA 11/10→							
 Seilzug, Feststellbremse							
1.3 (NSP120X)	73	03/11→	➔	<input type="checkbox"/> ; Scheibenbremse		24.3727-1966.2 581966	L= 1.697
1.4 D	66	03/11→	➔	<input type="checkbox"/> ; Scheibenbremse		24.3727-1967.2 581967	L= 1.739
















	kw			 	! #		
SUBARU - XV (_GP_) 09/11→							
 Bremsbackensatz, Feststellbremse							
1.6 i AWD (GP3, G33GP)	84	03/12→	➔			03.0137-3045.2 653045	Ø 170 x 35 - HEB
2.0 D AWD (GPD)	108	03/12→					
2.0 i AWD (GP7, G33GP)	110	03/12→					
SUBARU - XV (GT) 04/17→							
 Bremsbackensatz, Feststellbremse							
2.0 i AWD (GT7)	115	04/17→	➔			03.0137-3045.2 653045	Ø 170 x 35 - HEB
SUZUKI - ALTO (EF) 10/93→09/98							
 Radbremszylinder							
1.0 (SH410)	39	09/94→09/98	➔			24.3217-1738.3 020577	Ø 17,46 ALU
Zubehörsatz, Bremsbacken							
1.0 (SH410)	39	09/94→09/98	➔			03.0137-9127.2 669127	
 Bremstrommel							
1.0 (SH410)	39	09/94→09/98	➔			24.0218-0047.1 480194	Ø 180,0 x 44,2 / 182 - RLG / - ABS Ring
 Bremsbackensatz							
1.0 (SH410)	39	09/94→09/98	➔			03.0137-0470.2 650470	Ø 180 x 31 - HEB
SUZUKI - ALTO (FF) 09/04→12/09							
 Radbremszylinder							
1.1 (RF410)	46	09/04→12/08	➔			24.3215-1702.3 020494	Ø 15,87 ALU
Zubehörsatz, Bremsbacken							
1.1 (RF410)	46	09/04→12/08	➔			03.0137-9127.2 669127	
 Bremstrommel							
1.1 (RF410)	46	09/04→12/08	➔			24.0218-0047.1 480194	Ø 180,0 x 44,2 / 182 - RLG / - ABS Ring
 Bremsbackensatz							
1.1 (RF410)	46	09/04→12/08	➔			03.0137-0425.2 650425	Ø 180 x 26 - HEB
SUZUKI - ALTO (GF) 01/09→							
 Radbremszylinder							
1.0 (AMF310)	50	01/09→	➔			24.3219-1765.3 020547	Ø 19,05 ALU
 Bremsbackensatz							
1.0 (AMF310)	50	01/09→	➔			03.0137-0503.2 650503	Ø 180 x 26 - HEB
SUZUKI - ALTO (HA12, HA23) 10/97→09/04							
 Radbremszylinder							
1.0	43	01/00→06/02	➔			24.3217-1738.3 020577	Ø 17,46 ALU
Zubehörsatz, Bremsbacken							
1.0	43	01/00→06/02	➔			03.0137-9127.2 669127	
 Bremstrommel							
1.0	43	01/00→06/02	➔			24.0218-0047.1 480194	Ø 180,0 x 44,2 / 182 - RLG / - ABS Ring
 Bremsbackensatz							
1.0	43	01/00→06/02	➔			03.0137-0470.2 650470	Ø 180 x 31 - HEB
SUZUKI - BALENO (EG) 03/95→12/09							
 Radbremszylinder							
1.3 (SY413)	52	09/96→05/02	➔	☐		24.3217-1725.3 020512	Ø 17,46 ALU
1.3 i 16V (SY413)	63	07/95→05/02	➔				
1.6 i 16V (SY416)	72	07/95→05/02	➔	☐		24.3217-1726.3 020513	Ø 17,46 ALU
1.6 i 16V 4x4 (SY416)	72	07/95→05/02	➔				
↓							












	kw					! #		
SUZUKI - BALENO (EG) 03/95→12/09								
Zubehörsatz, Bremsbacken								
1.3 (SY413)	52	09/96→05/02	➔				03.0137-9271.2	669271
1.3 i 16V (SY413)	63	07/95→05/02						
1.6 i 16V (SY416)	72	07/95→05/02						
1.6 i 16V 4x4 (SY416)	72	07/95→05/02						
 Bremstrommel								
1.3 (SY413)	52	09/96→05/02	➔				24.0220-0044.1	480192
1.3 i 16V (SY413)	63	07/95→05/02						∅ 200,0 x 40,2 / 202
1.6 i 16V (SY416)	72	07/95→05/02						
1.6 i 16V 4x4 (SY416)	72	07/95→05/02						
 Bremsbackensatz								
1.3 (SY413)	52	09/96→05/02	➔				03.0137-0315.2	650315
1.3 i 16V (SY413)	63	07/95→05/02						∅ 200 x 32
1.6 i 16V (SY416)	72	07/95→05/02						
1.6 i 16V 4x4 (SY416)	72	07/95→05/02						
 Seilzug, Feststellbremse								
1.3 (SY413)	52	09/96→05/02	➔	<input type="checkbox"/>	Türenanzahl: 4; Trommelbremse		24.3727-2000.2	582000
1.3 i 16V (SY413)	63	07/95→05/02	➔	<input type="checkbox"/>	Türenanzahl: 5; Trommelbremse		24.3727-2000.2	582000
1.6 i 16V (SY416)	72	07/95→05/02	➔	<input type="checkbox"/>	Türenanzahl: 5; Trommelbremse		24.3727-2003.2	582003
1.6 i 16V 4x4 (SY416)	72	07/95→05/02	➔	<input type="checkbox"/>	Türenanzahl: 4; Trommelbremse		24.3727-2003.2	582003
								L= 1.572
								L= 1.572
								L= 1.656
								L= 1.656
SUZUKI - BALENO Kombi (EG) 04/95→04/05								
 Radbremszylinder								
1.3 16V (SY413)	63	03/97→05/02	➔	<input type="checkbox"/>			24.3217-1725.3	020512
1.6 i 16V (SY416)	72	08/96→05/02						∅ 17,46 ALU
1.6 i 16V (SY416)	73	08/96→05/02	➔	<input type="checkbox"/>			24.3217-1726.3	020513
1.6 i 16V 4x4 (SY416)	72	08/96→05/02						∅ 17,46 ALU
1.6 i 16V 4x4 (SY416)	73	08/96→05/02						
Zubehörsatz, Bremsbacken								
1.3 16V (SY413)	63	03/97→05/02	➔				03.0137-9271.2	669271
1.6 i 16V (SY416)	72	08/96→05/02						
1.6 i 16V (SY416)	73	08/96→05/02						
1.6 i 16V 4x4 (SY416)	72	08/96→05/02						
1.6 i 16V 4x4 (SY416)	73	08/96→05/02						
 Bremstrommel								
1.3 16V (SY413)	63	03/97→05/02	➔				24.0220-0044.1	480192
1.6 i 16V (SY416)	72	08/96→05/02						∅ 200,0 x 40,2 / 202
1.6 i 16V (SY416)	73	08/96→05/02						
1.6 i 16V 4x4 (SY416)	72	08/96→05/02						
1.6 i 16V 4x4 (SY416)	73	08/96→05/02						
 Bremsbackensatz								
1.3 16V (SY413)	63	03/97→05/02	➔				03.0137-0315.2	650315
1.6 i 16V (SY416)	72	08/96→05/02						∅ 200 x 32
1.6 i 16V (SY416)	73	08/96→05/02						
1.6 i 16V 4x4 (SY416)	72	08/96→05/02						
1.6 i 16V 4x4 (SY416)	73	08/96→05/02						
 Seilzug, Feststellbremse								
1.3 16V (SY413)	63	03/97→05/02	➔	<input type="checkbox"/>	Türenanzahl: 4; Trommelbremse		24.3727-2000.2	582000
1.6 i 16V (SY416)	72	08/96→05/02	➔	<input type="checkbox"/>	Türenanzahl: 5; Trommelbremse		24.3727-2000.2	582000
1.6 i 16V (SY416)	73	08/96→05/02	➔	<input type="checkbox"/>	Türenanzahl: 5; Trommelbremse		24.3727-2003.2	582003
1.6 i 16V 4x4 (SY416)	72	08/96→05/02	➔	<input type="checkbox"/>	Türenanzahl: 5; Trommelbremse		24.3727-2003.2	582003
1.6 i 16V 4x4 (SY416)	73	08/96→05/02	➔	<input type="checkbox"/>	Türenanzahl: 4; Trommelbremse		24.3727-2003.2	582003
								L= 1.572
								L= 1.572
								L= 1.656
								L= 1.656
SUZUKI - BALENO Schrägheck (EG) 03/95→05/02								
 Radbremszylinder								
1.3 (SY413)	52	09/96→05/02	➔	<input type="checkbox"/>			24.3217-1725.3	020512
1.3 i 16V (SY413)	63	07/95→05/02						∅ 17,46 ALU
1.6 i 16V (SY416)	72	07/95→05/02	➔	<input type="checkbox"/>			24.3217-1726.3	020513
1.6 i 16V 4x4 (SY416)	72	07/95→05/02						∅ 17,46 ALU
Zubehörsatz, Bremsbacken								
1.3 (SY413)	52	09/96→05/02	➔				03.0137-9271.2	669271
1.3 i 16V (SY413)	63	07/95→05/02						
1.6 i 16V (SY416)	72	07/95→05/02						
1.6 i 16V 4x4 (SY416)	72	07/95→05/02						
↓								













	kW					! #		
SUZUKI - BALENO Schrägheck (EG) 03/95→05/02								
 Bremstrommel								
1.3 (SY413)	52	09/96→05/02	➔				24.0220-0044.1 480192	Ø 200,0 x 40,2 / 202
1.3 i 16V (SY413)	63	07/95→05/02						
1.6 i 16V (SY416)	72	07/95→05/02						
1.6 i 16V 4x4 (SY416)	72	07/95→05/02						
 Bremsbackensatz								
1.3 (SY413)	52	09/96→05/02	➔				03.0137-0315.2 650315	Ø 200 x 32
1.3 i 16V (SY413)	63	07/95→05/02						
1.6 i 16V (SY416)	72	07/95→05/02						
1.6 i 16V 4x4 (SY416)	72	07/95→05/02						
 Seilzug, Feststellbremse								
1.3 (SY413)	52	09/96→05/02	➔	<input type="checkbox"/>	Türenanzahl: 4; Trommelbremse	24.3727-2000.2 582000		L= 1.572
1.3 i 16V (SY413)	63	07/95→05/02	➔	<input type="checkbox"/>	Türenanzahl: 5; Trommelbremse	24.3727-2000.2 582000		L= 1.572
1.6 i 16V (SY416)	72	07/95→05/02	➔	<input type="checkbox"/>	Türenanzahl: 5; Trommelbremse	24.3727-2003.2 582003		L= 1.656
1.6 i 16V 4x4 (SY416)	72	07/95→05/02	➔	<input type="checkbox"/>	Türenanzahl: 4; Trommelbremse	24.3727-2003.2 582003		L= 1.656
SUZUKI - CARRY Kasten (FD) 02/99→								
 Radbremszylinder								
1.3 16 V (DA32V)	58	03/00→	➔	<input type="checkbox"/>	→ 09/04	24.3219-1723.3 020427		Ø 19,05 ALU
			➔	<input type="checkbox"/>	→ 09/04	24.3219-1758.3 020527		Ø 19,05 ALU
Zubehörsatz, Bremsbacken								
1.3 16 V (DA32V)	58	03/00→	➔		→ 09/04	03.0137-9190.2 669190		
 Bremsbackensatz								
1.3 16 V (DA32V)	58	03/00→	➔		→ 09/04	03.0137-0287.2 650287		Ø 220 x 36
SUZUKI - CELERIO (LF) 02/14→								
 Bremsbackensatz								
1.0 (AVK310)	50	03/14→	➔			03.0137-0534.2 650534		Ø 180 x 28 + HEB
SUZUKI - GRAND VITARA I (FT, HT) 03/98→08/06								
 Radbremszylinder								
1.6 4x4 (SQ 416)	69	03/98→07/03	➔	<input type="checkbox"/>		24.3222-1727.3 020519		Ø 22,2 GG
2.0 HDI 110 16V 4x4 (SQ 420D)	80	07/01→09/05	➔	<input type="checkbox"/>		24.3222-1728.3 020520		Ø 22,2 GG
2.0 HDI 110 4x4 (SQ 420D)	80	07/01→09/05						
2.0 TD 4x4 (SQ 420D)	64	03/98→07/03						
2.5 V6 24V 4x4 (SQ 625)	116	04/01→07/03						
2.7 4x4 (JA 627)	127	09/01→07/03						
2.7 4x4 (TX92, JA 627)	135	04/03→07/03						
2.0 4x4 (TA52, TL52, SQ 420)	94	03/98→07/03	➔	<input type="checkbox"/>		24.3222-1727.3 020519		Ø 22,2 GG
			➔	<input type="checkbox"/>		24.3222-1727.3 020519		Ø 22,2 GG
			➔	<input type="checkbox"/>		24.3222-1728.3 020520		Ø 22,2 GG
			➔	<input type="checkbox"/>		24.3222-1728.3 020520		Ø 22,2 GG
2.5 V6 24V 4x4 (TD62, SQ 625)	106	04/98→07/03	➔	<input type="checkbox"/>	→ 09/00	24.3222-1727.3 020519		Ø 22,2 GG
			➔	<input type="checkbox"/>	→ 09/00	24.3222-1728.3 020520		Ø 22,2 GG
 Bremsbackensatz								
1.6 4x4 (SQ 416)	69	03/98→07/03	➔			03.0137-0433.2 650433		Ø 220 x 42 - HEB
2.0 HDI 110 16V 4x4 (SQ 420D)	80	07/01→09/05						
2.0 HDI 110 4x4 (SQ 420D)	80	07/01→09/05						
2.0 TD 4x4 (SQ 420D)	64	03/98→07/03						
2.5 V6 24V 4x4 (SQ 625)	116	04/01→07/03						
2.0 4x4 (TA52, TL52, SQ 420)	94	03/98→07/03	➔			03.0137-0433.2 650433		Ø 220 x 42 - HEB
			➔			03.0137-0433.2 650433		Ø 220 x 42 - HEB
2.5 V6 24V 4x4 (TD62, SQ 625)	106	04/98→07/03	➔		→ 09/00	03.0137-0433.2 650433		Ø 220 x 42 - HEB
2.7 4x4 (JA 627)	127	09/01→07/03	➔		Version: Escudo	03.0137-0433.2 650433		Ø 220 x 42 - HEB
2.7 4x4 (TX92, JA 627)	135	04/03→07/03						














	kw			 	! #		
SUZUKI - GRAND VITARA I Cabriolet (GT) 03/98→09/05							
 Radbremsszylinder							
1.6 4x4 (SQ 416)	69	03/98→07/03	→	<input type="checkbox"/>		24.3222-1727.3 020519	Ø 22,2 GG
			→	<input type="checkbox"/>		24.3222-1728.3 020520	Ø 22,2 GG
2.0 4x4 (SQ 420)	94	03/98→07/03	→	<input type="checkbox"/>		24.3222-1727.3 020519	Ø 22,2 GG
			→	<input type="checkbox"/>		24.3222-1728.3 020520	Ø 22,2 GG
			→	<input type="checkbox"/>		24.3222-1728.3 020520	Ø 22,2 GG
			→	<input type="checkbox"/>		24.3222-1728.3 020520	Ø 22,2 GG
 Bremsbackensatz							
1.6 4x4 (SQ 416)	69	03/98→07/03	→			03.0137-0433.2 650433	Ø 220 x 42 - HEB
2.0 4x4 (SQ 420)	94	03/98→07/03	→			03.0137-0433.2 650433	Ø 220 x 42 - HEB
			→			03.0137-0433.2 650433	Ø 220 x 42 - HEB
SUZUKI - GRAND VITARA II (JT, TE, TD) 04/05→02/15							
 Radbremsszylinder							
1.6 Allrad (JB416)	78	04/05→02/15	→	<input type="checkbox"/>		24.3222-1727.3 020519	Ø 22,2 GG
2.0 Allrad (TD54, JB420)	103	10/05→02/15	→	<input type="checkbox"/>		24.3222-1728.3 020520	Ø 22,2 GG
1.9 DDiS Allrad (JT419, TD44, JB419WD, JB419XD)	95	10/05→02/15	→	<input type="checkbox"/> ; → 08/08		24.3222-1727.3 020519	Ø 22,2 GG
			→	<input type="checkbox"/> ; → 08/08		24.3222-1728.3 020520	Ø 22,2 GG
Zubehörsatz, Bremsbacken							
1.6 Allrad (JB416)	78	04/05→02/15	→			03.0137-9289.2 669289	
1.9 DDiS Allrad (JT419, TD44, JB419WD, JB419XD)	95	10/05→02/15	→				
 Bremsbackensatz							
1.6 Allrad (JB416)	78	04/05→02/15	→			03.0137-0499.2 650499	Ø 254 x 41 - HEB
1.9 DDiS Allrad (JT419, TD44, JB419WD, JB419XD)	95	10/05→02/15	→				
2.0 Allrad (TD54, JB420)	103	10/05→02/15	→			03.0137-0433.2 650433	Ø 220 x 42 - HEB
 Bremsbackensatz, Feststellbremse							
2.4 Allrad (JB424)	124	01/09→02/15				03.0137-3046.2 653046	Ø 200 x 37 - HEB
2.4 Allrad (JT424, JB424)	122	01/09→02/15					
3.2 Allrad (TDB4, JT632, JB632)	171	01/09→02/15					
SUZUKI - IGNIS I (FH) 10/00→12/05							
 Radbremsszylinder							
1.3 (HV51, HX51, RG413)	61	10/00→09/03	→	→ 08/03		24.3215-1702.3 020494	Ø 15,87 ALU
1.3 4WD (RG413)	61	10/00→09/03					
1.5 Sport (RG415)	80	12/03→12/05	→	für Fahrzeuge ohne Sportfahrwerk		24.3215-1701.3 020493	Ø 15,87 ALU
Zubehörsatz, Bremsbacken							
1.3 (HV51, HX51, RG413)	61	10/00→09/03	→	→ 08/03		03.0137-9127.2 669127	
1.3 4WD (RG413)	61	10/00→09/03					
1.5 Sport (RG415)	80	12/03→12/05	→	für Fahrzeuge ohne Sportfahrwerk		03.0137-9300.2 669300	
 Bremsbackensatz							
1.3 (HV51, HX51, RG413)	61	10/00→09/03	→	→ 08/03		03.0137-0425.2 650425	Ø 180 x 26 - HEB
1.3 4WD (RG413)	61	10/00→09/03					
1.5 Sport (RG415)	80	12/03→12/05	→	für Fahrzeuge ohne Sportfahrwerk		03.0137-0465.2 650465	Ø 200 x 29 + HEB
SUZUKI - IGNIS II (MH) 08/03→							
 Radbremsszylinder							
1.3 (RM413)	69	09/03→	→			24.3215-1701.3 020493	Ø 15,87 ALU
1.3 4x4 (RM413)	69	09/03→					
1.5 (RM415)	73	09/03→					
1.5 4x4 (RM415)	73	09/03→					
1.3 DDiS (RM413D)	51	09/03→	→	→ 12/12		24.3215-1701.3 020493	Ø 15,87 ALU
↓							










	kw			 	! #		
SUZUKI - IGNIS II (MH) 08/03→							
Zubehörsatz, Bremsbacken							
1.3 (RM413)	69	09/03→	➔	→ 12/12		03.0137-9300.2	669300
1.3 4x4 (RM413)	69	09/03→					
1.3 DDiS (RM413D)	51	09/03→					
1.5 (RM415)	73	09/03→					
1.5 4x4 (RM415)	73	09/03→					
 Bremsbackensatz							
1.3 (RM413)	69	09/03→	➔	→ 12/12		03.0137-0465.2	650465
1.3 4x4 (RM413)	69	09/03→					
1.5 (RM415)	73	09/03→					
1.5 4x4 (RM415)	73	09/03→					
1.3 DDiS (RM413D)	51	09/03→	➔	→ 12/12		03.0137-0465.2	650465
						03.0520-1415.3	691415
							∅ 200 x 29 + HEB
							∅ 200 x 29 ∅ 15,87 + RZ / + Zub TopKit
SUZUKI - JIMNY Geländewagen geschlossen (SN) 07/98→							
 Radbremszylinder							
1.3 16V (SN413)	59	09/98→	➔	☐		24.3219-1723.3	020427
1.3 16V (SN413)	60	02/01→					
1.3 16V 4WD (SN413)	59	09/98→	➔	☐		24.3219-1758.3	020527
1.3 16V 4WD (SN413)	60	02/01→					
1.3 16V 4x4 (SN413)	63	08/05→					
1.3 4WD (SN413)	62	05/14→					
1.5 DDiS 4WD (SN415D)	48	12/03→					
1.5 DDiS 4x4	63	08/05→					
Zubehörsatz, Bremsbacken							
1.3 16V (SN413)	59	09/98→	➔			03.0137-9128.2	669128
1.3 16V (SN413)	60	02/01→					
1.3 16V 4WD (SN413)	59	09/98→					
1.3 16V 4WD (SN413)	60	02/01→					
1.3 16V 4x4 (SN413)	63	08/05→					
1.3 4WD (SN413)	62	05/14→					
1.5 DDiS 4WD (SN415D)	48	12/03→					
1.5 DDiS 4x4	63	08/05→					
 Bremsbackensatz							
1.3 16V (SN413)	59	09/98→	➔			03.0137-0287.2	650287
1.3 16V (SN413)	60	02/01→					
1.3 16V 4WD (SN413)	59	09/98→					
1.3 16V 4WD (SN413)	60	02/01→					
1.3 16V 4x4 (SN413)	63	08/05→					
1.3 4WD (SN413)	62	05/14→					
1.5 DDiS 4WD (SN415D)	48	12/03→					
1.5 DDiS 4x4	63	08/05→					
SUZUKI - LIANA (ER, RH_) 10/01→							
 Radbremszylinder							
1.3 (RH 413)	66	03/02→	➔	☐; → 12/07		24.3217-1725.3	020512
1.4 DDiS (RH 414D)	66	04/04→					
1.6 (RH 416)	76	03/02→	➔	☐; → 12/07		24.3217-1726.3	020513
1.6 (RH 416)	79	01/05→					
1.6 4WD (RH 416)	76	03/02→					
1.6 4WD (RH 416)	78	04/02→					
1.6 i (RH416)	78	04/02→					
1.6 4WD (RH 416)	79	01/05→12/07	➔	☐		24.3217-1725.3	020512
			➔	☐		24.3217-1726.3	020513
							∅ 17,46 ALU
							∅ 17,46 ALU
Zubehörsatz, Bremsbacken							
1.3 (RH 413)	66	03/02→	➔	→ 12/07		03.0137-9271.2	669271
1.4 DDiS (RH 414D)	66	04/04→					
1.6 (RH 416)	76	03/02→					
1.6 (RH 416)	79	01/05→					
1.6 4WD (RH 416)	76	03/02→					
1.6 4WD (RH 416)	78	04/02→					
1.6 i (RH416)	78	04/02→					
1.6 4WD (RH 416)	79	01/05→12/07	➔			03.0137-9271.2	669271
 Bremstrommel							
1.3 (RH 413)	66	03/02→	➔	→ 12/07		24.0220-0044.1	480192
1.4 DDiS (RH 414D)	66	04/04→					
1.6 (RH 416)	76	03/02→					
1.6 (RH 416)	79	01/05→					
↓							
							∅ 200,0 x 40,2 / 202
















	kW			 	! #		
SUZUKI - LIANA (ER, RH_) 10/01→							
 Bremstrommel							
1.6 4WD (RH 416)	76	03/02→	➔	→ 12/07		24.0220-0044.1 480192	Ø 200,0 x 40,2 / 202
1.6 4WD (RH 416)	78	04/02→					
1.6 i (RH416)	78	04/02→					
1.6 4WD (RH 416)	79	01/05→12/07	➔			24.0220-0044.1 480192	Ø 200,0 x 40,2 / 202
 Bremsbackensatz							
1.3 (RH 413)	66	03/02→	➔	→ 12/07		03.0137-0315.2 650315	Ø 200 x 32
1.4 DDiS (RH 414D)	66	04/04→					
1.6 (RH 416)	76	03/02→					
1.6 (RH 416)	79	01/05→					
1.6 4WD (RH 416)	76	03/02→					
1.6 4WD (RH 416)	78	04/02→					
1.6 i (RH416)	78	04/02→					
1.6 4WD (RH 416)	79	01/05→12/07	➔			03.0137-0315.2 650315	Ø 200 x 32
SUZUKI - LIANA Schrägheck 06/01→							
 Radbremszylinder							
1.3	66	07/01→12/07	➔	☐		24.3217-1725.3 020512	Ø 17,46 ALU
1.4 DDiS	66	04/04→12/07					
1.6	76	07/01→12/07	➔	☐		24.3217-1726.3 020513	Ø 17,46 ALU
1.6	79	01/05→12/07					
1.6 4WD	76	07/01→12/07					
1.6 4WD	78	04/02→12/07					
1.6 4WD	79	01/05→12/07					
1.6 i (RH416)	78	04/02→12/07					
Zubehörsatz, Bremsbacken							
1.3	66	07/01→12/07	➔			03.0137-9271.2 669271	
1.4 DDiS	66	04/04→12/07					
1.6	76	07/01→12/07					
1.6	79	01/05→12/07					
1.6 4WD	76	07/01→12/07					
1.6 4WD	78	04/02→12/07					
1.6 4WD	79	01/05→12/07					
1.6 i (RH416)	78	04/02→12/07					
 Bremstrommel							
1.3	66	07/01→12/07	➔			24.0220-0044.1 480192	Ø 200,0 x 40,2 / 202
1.4 DDiS	66	04/04→12/07					
1.6	76	07/01→12/07					
1.6	79	01/05→12/07					
1.6 4WD	76	07/01→12/07					
1.6 4WD	78	04/02→12/07					
1.6 4WD	79	01/05→12/07					
1.6 i (RH416)	78	04/02→12/07					
 Bremsbackensatz							
1.3	66	07/01→12/07	➔			03.0137-0315.2 650315	Ø 200 x 32
1.4 DDiS	66	04/04→12/07					
1.6	76	07/01→12/07					
1.6	79	01/05→12/07					
1.6 4WD	76	07/01→12/07					
1.6 4WD	78	04/02→12/07					
1.6 4WD	79	01/05→12/07					
1.6 i (RH416)	78	04/02→12/07					
SUZUKI - SAMURAI Geländewagen geschlossen (SJ_) 09/84→12/04							
 Radbremszylinder							
1.3 Allrad (SJ 413)	51	11/88→12/04	➔	☐; 11/98→		24.3222-1738.3 020564	Ø 22,2 ALU
			➔	☐; 11/98→		24.3222-1739.3 020565	Ø 22,2 ALU
1.3 Allrad (SJ 413)	59	01/00→12/04	➔	☐; 09/00→		24.3222-1738.3 020564	Ø 22,2 ALU
			➔	☐; 09/00→		24.3222-1739.3 020565	Ø 22,2 ALU
 Bremsbackensatz							
1.0 Allrad (SJ 410)	33	11/88→12/04	➔	→ 12/92		03.0137-0306.2 650306	Ø 220 x 40
1.3 Allrad (SJ 413)	44	11/88→12/04					
1.3 Allrad (SJ 413)	47	11/88→12/04					
1.3 Allrad (SJ 413)	51	11/88→12/04					
SUZUKI - SPLASH (EX) 01/08→							
 Radbremszylinder							
1.0 (A5B 310)	48	01/08→	➔			24.3219-1756.3 020511	BOS Ø 19,05 ALU
1.0 (A5B 310)	50	06/11→					
1.2 (A5B 412)	63	01/08→					















	kw				! #		
SUZUKI - SPLASH (EX) 01/08→							
 Radbremszylinder							
1.2 VVT (A5B 412)	66	06/11→	➔			24.3219-1756.3 020511	BOS Ø 19,05 ALU
1.2 VVT (A5B 412)	69	09/10→					
1.3 CDTI (A5B 413D)	55	01/08→					
Zubehörsatz, Bremsbacken							
1.0 (A5B 310)	48	01/08→	➔			03.0137-9287.2 669287	BOS
1.0 (A5B 310)	50	06/11→					
1.2 (A5B 412)	63	01/08→					
1.2 VVT (A5B 412)	66	06/11→					
1.2 VVT (A5B 412)	69	09/10→					
1.3 CDTI (A5B 413D)	55	01/08→					
 Bremsbackensatz							
1.0 (A5B 310)	48	01/08→	➔			03.0137-0466.2 650466	BOS Ø 200 x 32 + HEB
1.0 (A5B 310)	50	06/11→				03.0520-6919.3 696919	BOS Ø 200 x 32 Ø 19,05 + RZ / + Zub TopKit
1.2 (A5B 412)	63	01/08→					
1.2 VVT (A5B 412)	66	06/11→					
1.2 VVT (A5B 412)	69	09/10→					
1.3 CDTI (A5B 413D)	55	01/08→					
 Seilzug, Feststellbremse							
1.0 (A5B 310)	48	01/08→	➔	<input type="checkbox"/> Trommelbremse		24.3727-0792.2 580792	L= 1.600
1.0 (A5B 310)	50	06/11→	➔	<input type="checkbox"/> Trommelbremse		24.3727-0793.2 580793	L= 1.600
1.2 (A5B 412)	63	01/08→					
1.2 VVT (A5B 412)	66	06/11→					
1.2 VVT (A5B 412)	69	09/10→					
1.3 CDTI (A5B 413D)	55	01/08→					
SUZUKI - SWIFT II Schrägheck (EA, MA) 03/89→12/05							
 Radbremszylinder							
1.0 (SF310, AA44)	37	03/89→05/01	➔	<input type="checkbox"/> 08/92→; → 320339; + ABS; Türenanzahl: 4		24.3217-1725.3 020512	Ø 17,46 ALU
			➔	<input type="checkbox"/> 08/92→; → 320339; + ABS; Türenanzahl: 4		24.3217-1726.3 020513	Ø 17,46 ALU
1.0 i (SF310, AA44)	39	01/95→12/05	➔	11/96→ 12/04		24.3215-1704.3 020532	Ø 15,87 GG
			➔	<input type="checkbox"/> ; → 320339; + ABS; Türenanzahl: 4		24.3217-1725.3 020512	Ø 17,46 ALU
			➔	<input type="checkbox"/> ; → 320339; + ABS; Türenanzahl: 4		24.3217-1726.3 020513	Ø 17,46 ALU
1.3 (SF413, AB35)	50	03/89→05/01	➔	11/96→; Türenanzahl: 3		24.3215-1704.3 020532	Ø 15,87 GG
			➔	11/96→; Türenanzahl: 2		24.3215-1704.3 020532	Ø 15,87 GG
			➔	11/96→; Türenanzahl: 5		24.3215-1704.3 020532	Ø 15,87 GG
			➔	<input type="checkbox"/> ; 11/96→; Türenanzahl: 4		24.3217-1725.3 020512	Ø 17,46 ALU
			➔	<input type="checkbox"/> ; 11/96→; Türenanzahl: 4		24.3217-1726.3 020513	Ø 17,46 ALU
1.3 (SF 413)	63	06/01→12/03	➔	Türenanzahl: 2		24.3215-1704.3 020532	Ø 15,87 GG
			➔	Türenanzahl: 5		24.3215-1704.3 020532	Ø 15,87 GG
			➔	Türenanzahl: 3		24.3215-1704.3 020532	Ø 15,87 GG
			➔	<input type="checkbox"/> ; Türenanzahl: 4		24.3217-1725.3 020512	Ø 17,46 ALU
			➔	<input type="checkbox"/> ; Türenanzahl: 4		24.3217-1726.3 020513	Ø 17,46 ALU
1.3 4WD (SF413, AA35)	50	03/89→05/01	➔	<input type="checkbox"/> ; 11/96→		24.3217-1725.3 020512	Ø 17,46 ALU
			➔	<input type="checkbox"/> ; 11/96→		24.3217-1726.3 020513	Ø 17,46 ALU
Zubehörsatz, Bremsbacken							
1.0 (SF310, AA44)	37	03/89→05/01	➔	08/92→; → 320339; + ABS; Türenanzahl: 4		03.0137-9271.2 669271	
			➔	320340→; → 10/96; + ABS; Türenanzahl: 4		03.0137-9287.2 669287	BOS
1.0 i (SF310, AA44)	39	01/95→12/05	➔	→ 320339; + ABS; Türenanzahl: 4		03.0137-9271.2 669271	
			➔	320340→; → 10/96; + ABS; Türenanzahl: 4		03.0137-9287.2 669287	BOS
1.3 (SF413, AB35)	50	03/89→05/01	➔	11/96→; Türenanzahl: 4		03.0137-9271.2 669271	
1.3 (SF 413)	63	06/01→12/03	➔	Türenanzahl: 4		03.0137-9271.2 669271	
1.3 4WD (SF413, AA35)	50	03/89→05/01	➔	11/96→		03.0137-9271.2 669271	
 Bremstrommel							
1.0 (SF310, AA44)	37	03/89→05/01	➔	08/92→ 10/96; - ABS; Türenanzahl: 3		24.0218-0042.1 480164	Ø 180,0 x 36 / 182 - RLG
			➔	08/92→ 10/96; - ABS; Türenanzahl: 5		24.0218-0042.1 480164	Ø 180,0 x 36 / 182 - RLG
1.0 i (SF310, AA44)	39	01/95→12/05	➔	→ 10/96; - ABS; Türenanzahl: 5		24.0218-0042.1 480164	Ø 180,0 x 36 / 182 - RLG
↓							












	kw					! #		
SUZUKI - SWIFT II Schrägheck (EA, MA) 03/89→12/05								
 Bremstrommel								
1.0 i (SF310, AA44)	39	01/95→12/05	➡	11/96→12/04		24.0218-0042.1	480164	Ø 180,0 x 36 / 182 - RLG
			➡	→ 10/96; - ABS; Türenanzahl: 3		24.0218-0042.1	480164	Ø 180,0 x 36 / 182 - RLG
1.3 (SF413, AB35)	50	03/89→05/01	➡	11/96→; Türenanzahl: 3		24.0218-0042.1	480164	Ø 180,0 x 36 / 182 - RLG
			➡	11/96→; Türenanzahl: 2		24.0218-0042.1	480164	Ø 180,0 x 36 / 182 - RLG
			➡	11/96→; Türenanzahl: 5		24.0218-0042.1	480164	Ø 180,0 x 36 / 182 - RLG
1.3 (SF 413)	63	06/01→12/03	➡	Türenanzahl: 5		24.0218-0042.1	480164	Ø 180,0 x 36 / 182 - RLG
			➡	Türenanzahl: 2		24.0218-0042.1	480164	Ø 180,0 x 36 / 182 - RLG
			➡	Türenanzahl: 3		24.0218-0042.1	480164	Ø 180,0 x 36 / 182 - RLG
 Bremsbackensatz								
1.0 (SF310, AA44)	37	03/89→05/01	➡	08/92→; → 320339; + ABS; Türenanzahl: 4		03.0137-0315.2	650315	Ø 200 x 32
			➡	08/92→ 10/96; - ABS; Türenanzahl: 3		03.0137-0414.2	650414	Ø 180 x 27 - HEB
			➡	08/92→ 10/96; - ABS; Türenanzahl: 5		03.0137-0414.2	650414	Ø 180 x 27 - HEB
			➡	320340→; → 10/96; + ABS; Türenanzahl: 4		03.0137-0500.2	650500	BOS Ø 200 x 32 + HEB
1.0 i (SF310, AA44)	39	01/95→12/05	➡	→ 320339; + ABS; Türenanzahl: 4		03.0137-0315.2	650315	Ø 200 x 32
			➡	11/96→12/04		03.0137-0414.2	650414	Ø 180 x 27 - HEB
			➡	→ 10/96; - ABS; Türenanzahl: 5		03.0137-0414.2	650414	Ø 180 x 27 - HEB
			➡	→ 10/96; - ABS; Türenanzahl: 3		03.0137-0414.2	650414	Ø 180 x 27 - HEB
			➡	320340→; → 10/96; + ABS; Türenanzahl: 4		03.0137-0500.2	650500	BOS Ø 200 x 32 + HEB
1.3 (SF413, AB35)	50	03/89→05/01	➡	11/96→; Türenanzahl: 4		03.0137-0315.2	650315	Ø 200 x 32
			➡	11/96→; Türenanzahl: 3		03.0137-0414.2	650414	Ø 180 x 27 - HEB
			➡	11/96→; Türenanzahl: 2		03.0137-0414.2	650414	Ø 180 x 27 - HEB
			➡	11/96→; Türenanzahl: 5		03.0137-0414.2	650414	Ø 180 x 27 - HEB
1.3 (SF 413)	63	06/01→12/03	➡	Türenanzahl: 4		03.0137-0315.2	650315	Ø 200 x 32
			➡	Türenanzahl: 5		03.0137-0414.2	650414	Ø 180 x 27 - HEB
			➡	Türenanzahl: 3		03.0137-0414.2	650414	Ø 180 x 27 - HEB
			➡	Türenanzahl: 2		03.0137-0414.2	650414	Ø 180 x 27 - HEB
1.3 4WD (SF413, AA35)	50	03/89→05/01	➡	11/96→		03.0137-0315.2	650315	Ø 200 x 32
SUZUKI - SWIFT II Stufenheck (AH, AJ) 03/89→05/01								
 Radbremszylinder								
1.6 i (SF416, AH14, SF406)	68	01/90→05/01	➡	☐; 08/92→ 10/96		24.3219-1770.3	020587	Ø 19,05 ALU
1.6 i 4WD (SF416, AJ14)	68	01/90→05/01	➡	☐; 08/92→ 10/96		24.3219-1771.3	020588	Ø 19,05 ALU
Zubehörsatz, Bremsbacken								
1.6 i (SF416, AH14, SF406)	68	01/90→05/01	➡	08/92→ 10/96		03.0137-9271.2	669271	
1.6 i 4WD (SF416, AJ14)	68	01/90→05/01						
 Bremsbackensatz								
1.6 i (SF416, AH14, SF406)	68	01/90→05/01	➡	08/92→ 10/96		03.0137-0315.2	650315	Ø 200 x 32
1.6 i 4WD (SF416, AJ14)	68	01/90→05/01						
SUZUKI - SWIFT III (MZ, EZ) 02/05→								
 Radbremszylinder								
1.3 (RS 413)	68	02/05→	➡	→ 09/10		24.3219-1756.3	020511	BOS Ø 19,05 ALU
1.3 4x4 (RS 413)	68	02/05→						
1.3 DDiS (RS 413D)	55	08/05→						
1.5 (RS 415)	75	02/05→						
1.3 DDiS (RS 413D)	51	08/05→	➡	→ 09/07		24.3219-1756.3	020511	BOS Ø 19,05 ALU
Zubehörsatz, Bremsbacken								
1.3 (RS 413)	68	02/05→	➡			03.0137-9271.2	669271	
1.3 DDiS (RS 413D)	55	08/05→	➡	→ 09/10		03.0137-9287.2	669287	BOS
1.5 (RS 415)	75	02/05→						
1.3 4x4 (RS 413)	68	02/05→	➡	→ 09/10		03.0137-9287.2	669287	BOS
1.3 DDiS (RS 413D)	51	08/05→	➡			03.0137-9271.2	669271	
			➡	→ 09/07		03.0137-9287.2	669287	BOS















	kw			 	! #		
SUZUKI - SWIFT III (MZ, EZ) 02/05→							
 Bremstrommel							
1.3 4x4 (RS 413)	68	02/05→	➔	→ 09/10; Fahrzeugproduktionsland Japan		24.0220-0044.1 480192	Ø 200,0 x 40,2 / 202
 Bremsbackensatz							
1.3 (RS 413)	68	02/05→	➔	→ 09/10; Fahrzeugproduktionsland Ungarn		03.0137-0466.2 650466	BOS Ø 200 x 32 + HEB
1.3 DDiS (RS 413D)	55	08/05→					
1.5 (RS 415)	75	02/05→	➔	→ 09/10; Fahrzeugproduktionsland Japan		03.0137-0529.2 650526	Ø 200 x 32 - HEB
			➔	→ 09/10		03.0520-6919.3 696919	BOS Ø 200 x 32 Ø 19,05 + RZ / + Zub TopKit
1.3 4x4 (RS 413)	68	02/05→	➔	→ 09/10; Fahrzeugproduktionsland Japan		03.0137-0315.2 650315	Ø 200 x 32
			➔	→ 09/10; Fahrzeugproduktionsland Ungarn		03.0137-0466.2 650466	BOS Ø 200 x 32 + HEB
			➔	→ 09/10		03.0520-6919.3 696919	BOS Ø 200 x 32 Ø 19,05 + RZ / + Zub TopKit
1.3 DDiS (RS 413D)	51	08/05→	➔	→ 09/07; Fahrzeugproduktionsland Ungarn		03.0137-0466.2 650466	BOS Ø 200 x 32 + HEB
			➔	→ 09/07; Fahrzeugproduktionsland Japan		03.0137-0529.2 650526	Ø 200 x 32 - HEB
			➔	→ 09/07		03.0520-6919.3 696919	BOS Ø 200 x 32 Ø 19,05 + RZ / + Zub TopKit
 Seilzug, Feststellbremse							
1.3 (RS 413)	68	02/05→	➔	<input type="checkbox"/> ; → 09/10; Fahrzeugproduktionsland Ungarn; Trommelbremse		24.3727-2004.2 582004	L= 1.625
1.3 4x4 (RS 413)	68	02/05→					
1.3 DDiS (RS 413D)	55	08/05→					
1.5 (RS 415)	75	02/05→	➔	<input type="checkbox"/> ; → 09/10; Fahrzeugproduktionsland Ungarn; Trommelbremse		24.3727-2005.2 582005	L= 1.625
1.3 DDiS (RS 413D)	51	08/05→	➔	<input type="checkbox"/> ; → 09/07; Fahrzeugproduktionsland Ungarn; Trommelbremse		24.3727-2004.2 582004	L= 1.625
			➔	<input type="checkbox"/> ; → 09/07; Fahrzeugproduktionsland Ungarn; Trommelbremse		24.3727-2005.2 582005	L= 1.625
1.6 (RS 416)	92	05/06→	➔	<input type="checkbox"/> ; → 09/10; Scheibenbremse		24.3727-2008.2 582008	L= 1.494
			➔	<input type="checkbox"/> ; → 09/10; Scheibenbremse		24.3727-2009.2 582009	L= 1.494
SUZUKI - SWIFT IV (FZ, NZ) 10/10→							
Zubehörsatz, Bremsbacken							
1.2 (AZG 412)	66	10/10→	➔			03.0137-9271.2 669271	
1.2 (AZH 412)	69	10/10→					
1.2 4x4 (AZG 412)	66	10/10→					
1.2 4x4 (AZH 412)	69	10/10→					
1.3 DDiS (AZG 413D)	55	10/10→					
1.6 (AZG 416, AZH 416, RS416)	100	01/12→					
 Bremsbackensatz							
1.2 (AZG 412)	66	10/10→	➔			03.0137-0509.2 650509	Ø 200 x 26 + HEB
1.2 (AZH 412)	69	10/10→					
1.2 4x4 (AZG 412)	66	10/10→					
1.2 4x4 (AZH 412)	69	10/10→					
1.3 DDiS (AZG 413D)	55	10/10→					
1.6 (AZG 416, AZH 416, RS416)	100	01/12→					
 Seilzug, Feststellbremse							
1.2 (AZG 412)	66	10/10→	➔	<input type="checkbox"/> ; für Fahrzeuge mit Scheibenbremse an der Hinterachse; Scheibenbremse		24.3727-2010.2 582010	L= 1.480
1.2 (AZH 412)	69	10/10→					
1.2 4x4 (AZG 412)	66	10/10→					
1.2 4x4 (AZH 412)	69	10/10→					
1.3 DDiS (AZG 413D)	55	10/10→	➔	<input type="checkbox"/> ; für Fahrzeuge mit Scheibenbremse an der Hinterachse; Scheibenbremse		24.3727-2011.2 582011	L= 1.480
SUZUKI - SX4 / SX4 CLASSIC (EY, GY) 06/06→							
 Radbremszylinder							
1.5 (RW 415)	73	06/06→07/10	➔	Fahrzeugproduktionsland Ungarn; - ABS		24.3219-1756.3 020511	BOS Ø 19,05 ALU
1.6 VVT (RW 416)	79	06/06→					
1.6 VVT (RW 416)	88	07/09→					
1.6 VVT 4x4 (RW 416)	79	06/06→					
1.6 VVT 4x4 (RW 416)	88	07/09→					
↓							













	kw					! #		
SUZUKI - SX4 / SX4 CLASSIC (EY, GY) 06/06→								
 Radbremszylinder								
1.5 VVT (RW 415)	82	07/10→	➔	- ABS			24.3219-1756.3 020511	BOS Ø 19,05 ALU
1.5 VVT 4x4 (RW 415)	82	07/10→						
1.6 DDiS (RW 416D)	66	04/07→						
1.6 VVT 4x4 (RW 416)	82	07/09→						
1.9 DDiS (RW 419D)	88	06/06→						
1.9 DDiS 4x4 (RW 419D)	88	06/06→						
2.0 DDiS (RW 420D)	99	07/09→						
2.0 DDiS 4x4 (RW 420D)	99	07/09→						
Zubehörsatz, Bremsbacken								
1.5 (RW 415)	73	06/06→07/10	➔	Fahrzeugproduktionsland Ungarn			03.0137-9319.2 669319	BOS
1.6 VVT (RW 416)	79	06/06→						
1.6 VVT (RW 416)	88	07/09→						
1.6 VVT 4x4 (RW 416)	79	06/06→						
1.6 VVT 4x4 (RW 416)	88	07/09→						
1.5 VVT (RW 415)	82	07/10→	➔				03.0137-9319.2 669319	BOS
1.5 VVT 4x4 (RW 415)	82	07/10→						
1.6 DDiS (RW 416D)	66	04/07→						
1.6 VVT 4x4 (RW 416)	82	07/09→						
1.9 DDiS (RW 419D)	88	06/06→						
1.9 DDiS 4x4 (RW 419D)	88	06/06→						
2.0 DDiS (RW 420D)	99	07/09→						
2.0 DDiS 4x4 (RW 420D)	99	07/09→						
Bremsbackensatz								
1.5 (RW 415)	73	06/06→07/10	➔	Fahrzeugproduktionsland Ungarn			03.0137-0490.2 650490	BOS Ø 220 x 35 + HEB
1.6 VVT (RW 416)	79	06/06→						
1.6 VVT (RW 416)	88	07/09→	➔	Fahrzeugproduktionsland Ungarn; - ABS			03.0520-7719.3 697719	BOS Ø 220 x 35 Ø 19,05 + RZ / + Zub TopKit
1.6 VVT 4x4 (RW 416)	79	06/06→						
1.6 VVT 4x4 (RW 416)	88	07/09→						
1.5 VVT (RW 415)	82	07/10→	➔				03.0137-0490.2 650490	BOS Ø 220 x 35 + HEB
1.5 VVT 4x4 (RW 415)	82	07/10→						
1.6 DDiS (RW 416D)	66	04/07→	➔	- ABS			03.0520-7719.3 697719	BOS Ø 220 x 35 Ø 19,05 + RZ / + Zub TopKit
1.6 VVT 4x4 (RW 416)	82	07/09→						
1.9 DDiS (RW 419D)	88	06/06→						
1.9 DDiS 4x4 (RW 419D)	88	06/06→						
2.0 DDiS (RW 420D)	99	07/09→						
2.0 DDiS 4x4 (RW 420D)	99	07/09→						
Seilzug, Feststellbremse								
1.5 (RW 415)	73	06/06→07/10	➔	<input type="checkbox"/> ; Fahrzeugproduktionsland Ungarn; + ABS; Scheibenbremse			24.3727-2006.2 582006	L= 1.638
1.5 VVT (RW 415)	82	07/10→						
1.6 VVT (RW 416)	79	06/06→	➔	<input type="checkbox"/> ; Fahrzeugproduktionsland Ungarn; + ABS; Scheibenbremse			24.3727-2007.2 582007	L= 1.638
1.6 VVT (RW 416)	88	07/09→						
1.6 VVT 4x4 (RW 416)	79	06/06→						
1.6 VVT 4x4 (RW 416)	88	07/09→						
1.5 VVT 4x4 (RW 415)	82	07/10→	➔	<input type="checkbox"/> ; + ABS; Scheibenbremse			24.3727-2006.2 582006	L= 1.638
1.6 DDiS (RW 416D)	66	04/07→						
1.6 VVT 4x4 (RW 416)	82	07/09→	➔	<input type="checkbox"/> ; + ABS; Scheibenbremse			24.3727-2007.2 582007	L= 1.638
1.9 DDiS (RW 419D)	88	06/06→						
1.9 DDiS 4x4 (RW 419D)	88	06/06→						
2.0 DDiS (RW 420D)	99	07/09→						
2.0 DDiS 4x4 (RW 420D)	99	07/09→						
SUZUKI - SX4 Stufenheck (GY, RW) 10/07→								
 Radbremszylinder								
1.6 (RW 416)	79	10/07→	➔	Fahrzeugproduktionsland Ungarn; - ABS			24.3219-1756.3 020511	BOS Ø 19,05 ALU
1.6 (RW 416)	88	10/07→						
Zubehörsatz, Bremsbacken								
1.6 (RW 416)	79	10/07→	➔	Fahrzeugproduktionsland Ungarn			03.0137-9319.2 669319	BOS
1.6 (RW 416)	88	10/07→						
Bremsbackensatz								
1.6 (RW 416)	79	10/07→	➔	Fahrzeugproduktionsland Ungarn			03.0137-0490.2 650490	BOS Ø 220 x 35 + HEB
1.6 (RW 416)	88	10/07→	➔	Fahrzeugproduktionsland Ungarn; - ABS			03.0520-7719.3 697719	BOS Ø 220 x 35 Ø 19,05 + RZ / + Zub TopKit
↓								














	kW					! #		
SUZUKI - SX4 Stufenheck (GY, RW) 10/07→								
 Seilzug, Feststellbremse								
1.6 (RW 416)	79	10/07→	➡	<input type="checkbox"/>	Fahrzeugproduktionsland Ungarn; + ABS; Scheibenbremse	24.3727-2006.2	582006	L= 1.638
1.6 (RW 416)	88	10/07→	➡	<input type="checkbox"/>	Fahrzeugproduktionsland Ungarn; + ABS; Scheibenbremse	24.3727-2007.2	582007	L= 1.638
SUZUKI - VITARA (ET, TA, TD) 07/88→12/02								
 Radbremszylinder								
1.6 Allrad (TA, TA01, SE416)	59	07/88→03/98	➡	<input type="checkbox"/>	01/89→ 01/93	24.3223-1714.3	020585	Ø 23,81 ALU
			➡	<input type="checkbox"/>	01/89→ 01/93	24.3223-1715.3	020586	Ø 23,81 ALU
			➡	<input type="checkbox"/>	02/93→ 01/95	24.3223-1716.3	020592	Ø 23,81 GG
			➡	<input type="checkbox"/>	02/93→ 01/95	24.3223-1717.3	020593	Ø 23,81 GG
1.6 i 16V Allrad (ET, TA02, SE416)	71	07/90→03/98	➡	<input type="checkbox"/>	02/91→ 01/93	24.3223-1714.3	020585	Ø 23,81 ALU
			➡	<input type="checkbox"/>	02/91→ 01/93	24.3223-1715.3	020586	Ø 23,81 ALU
			➡	<input type="checkbox"/>	02/93→ 01/95	24.3223-1716.3	020592	Ø 23,81 GG
			➡	<input type="checkbox"/>	02/93→ 01/95	24.3223-1717.3	020593	Ø 23,81 GG
1.9 D Allrad (SE 419TD)	50	01/95→03/98	➡			24.3222-1742.3	020569	Ø 22,2 GG
1.9 D Allrad (SE 419TD)	55	08/96→03/98	➡					
2.0 V6 24V Allrad (SV620)	100	12/94→03/98	➡	<input type="checkbox"/>		24.3223-1716.3	020592	Ø 23,81 GG
			➡	<input type="checkbox"/>		24.3223-1717.3	020593	Ø 23,81 GG
 Bremsbackensatz								
1.6 Allrad (TA, TA01, SE416)	59	07/88→03/98	➡		01/89→; → 160000	03.0137-0224.2	650224	Ø 220 x 36
			➡		160001→; → 01/95	03.0137-0286.2	650286	Ø 220 x 36
SUZUKI - VITARA Cabrio (ET, TA) 07/88→10/02								
 Radbremszylinder								
1.6 i 16V (TA02, SE416)	71	07/90→03/99	➡	<input type="checkbox"/>	→ 01/93	24.3223-1714.3	020585	Ø 23,81 ALU
			➡	<input type="checkbox"/>	→ 01/93	24.3223-1715.3	020586	Ø 23,81 ALU
			➡	<input type="checkbox"/>	02/93→ 01/95	24.3223-1716.3	020592	Ø 23,81 GG
			➡	<input type="checkbox"/>	02/93→ 01/95	24.3223-1717.3	020593	Ø 23,81 GG
1.9 D (SE 419TD)	50	01/95→03/98	➡			24.3222-1742.3	020569	Ø 22,2 GG
1.9 D (SE 419TD)	55	08/96→03/99	➡		→ 03/98	24.3222-1742.3	020569	Ø 22,2 GG
2.0 16V (TA51, SV420)	97	12/96→03/99	➡	<input type="checkbox"/>	→ 03/98	24.3223-1716.3	020592	Ø 23,81 GG
			➡	<input type="checkbox"/>	→ 03/98	24.3223-1717.3	020593	Ø 23,81 GG
 Bremsbackensatz								
1.6 i 16V (TA02, SE416)	71	07/90→03/99	➡		→ 140000	03.0137-0224.2	650224	Ø 220 x 36
			➡		140001→; → 01/95	03.0137-0286.2	650286	Ø 220 x 36
SUZUKI - WAGON R Schrägheck 03/02→12/12								
 Radbremszylinder								
1.0	44	06/04→08/05	➡		TSMMA93S00210001→	24.3215-1701.3	020493	Ø 15,87 ALU
			➡		→ TSMMA93S00210000	24.3215-1702.3	020494	Ø 15,87 ALU
1.2	59	06/04→08/05	➡			24.3215-1701.3	020493	Ø 15,87 ALU
Zubehörsatz, Bremsbacken								
1.0	44	06/04→08/05	➡		→ TSMMA93S00210000	03.0137-9127.2	669127	
1.2	59	06/04→08/05	➡		TSMMA93S00210001→	03.0137-9300.2	669300	
 Bremstrommel								
1.0	44	06/04→08/05	➡			24.0218-0039.1	480160	Ø 180,0 x 34,5 / 182 - RLG / - ABS Ring
1.2	59	06/04→08/05	➡			24.0220-0045.1	480189	Ø 200,0 x 38 / 202 - RLG / - ABS Ring
 Bremsbackensatz								
1.0	44	06/04→08/05	➡		→ TSMMA93S00210000	03.0137-0425.2	650425	Ø 180 x 26 - HEB
			➡		TSMMA93S00210001→	03.0137-0465.2	650465	Ø 200 x 29 + HEB
↓								













	kw					! #		
SUZUKI - WAGON R Schrägheck 03/02→12/12								
 Bremsbackensatz								
1.0	44	06/04→08/05	➡	TSMMA93S00210001→			03.0520-1415.3 691415	Ø 200 x 29 Ø 15,87 + RZ / + Zub TopKit
1.2	59	06/04→08/05	➡	TSMMA93S00210001→			03.0137-0387.2 650387	Ø 180 x 26 - HEB
				TSMMA93S00280000				
				→ TSMMA93S00210000			03.0137-0425.2 650425	Ø 180 x 26 - HEB
				TSMMA93S00280000→			03.0137-0465.2 650465	Ø 200 x 29 + HEB
			➡	TSMMA93S00210001→			03.0520-1415.3 691415	Ø 200 x 29 Ø 15,87 + RZ / + Zub TopKit
SUZUKI - WAGON R+ Schrägheck (EM) 10/97→10/00								
 Radbremszylinder								
1.0 (RC410, SR410, SR412)	48	02/98→05/00	➡	→ 04/00			24.3215-1702.3 020494	Ø 15,87 ALU
1.2 (SR412)	51	02/98→05/00						
1.2 4WD (SR412)	51	02/98→05/00						
Zubehörsatz, Bremsbacken								
1.0 (RC410, SR410, SR412)	48	02/98→05/00	➡	→ 04/00			03.0137-9264.2 669264	
1.2 (SR412)	51	02/98→05/00						
1.2 4WD (SR412)	51	02/98→05/00						
 Bremstrommel								
1.0 (RC410, SR410, SR412)	48	02/98→05/00	➡	→ 04/00			24.0218-0046.1 480184	Ø 180,0 x 45,2 / 182 - RLG / - ABS Ring
1.2 (SR412)	51	02/98→05/00						
 Bremsbackensatz								
1.0 (RC410, SR410, SR412)	48	02/98→05/00	➡	→ 04/00			03.0137-0387.2 650387	Ø 180 x 26 - HEB
1.2 (SR412)	51	02/98→05/00						
1.2 4WD (SR412)	51	02/98→05/00						
SUZUKI - WAGON R+ Schrägheck (MM) 05/00→								
 Radbremszylinder								
1.0 (RB310)	39	07/01→12/06	➡		2		24.3215-1702.3 020494	Ø 15,87 ALU
1.3 (RB 413)	56	05/00→12/04	➡				24.3215-1702.3 020494	Ø 15,87 ALU
1.3 (RB 413)	69	09/03→	➡	TSMMA53S00180001→			24.3215-1701.3 020493	Ø 15,87 ALU
				→ 04/08; → TSMMA53S00180000			24.3215-1702.3 020494	Ø 15,87 ALU
1.3 4WD (RB 413)	56	10/01→	➡	→ 12/04			24.3215-1702.3 020494	Ø 15,87 ALU
1.3 4WD (RB 413)	69	09/03→	➡	TSMMB93S00210001→	2		24.3215-1701.3 020493	Ø 15,87 ALU
				→ 04/08; → TSMMB93S00210000			24.3215-1702.3 020494	Ø 15,87 ALU
1.3 DDiS (RB 413D)	51	09/03→	➡	→ 04/08			24.3215-1701.3 020493	Ø 15,87 ALU
Zubehörsatz, Bremsbacken								
1.0 (RB310)	39	07/01→12/06	➡				03.0137-9127.2 669127	
1.3 (RB 413)	56	05/00→12/04						
1.3 (RB 413)	69	09/03→	➡	→ TSMMA93S00210000			03.0137-9127.2 669127	
				→ 04/08; TSMMA93S00210001→			03.0137-9300.2 669300	
1.3 4WD (RB 413)	56	10/01→	➡	→ 12/04			03.0137-9127.2 669127	
1.3 4WD (RB 413)	69	09/03→	➡	→ TSMMB53S00210000			03.0137-9127.2 669127	
				→ 04/08; TSMMB53S00210001→			03.0137-9300.2 669300	
1.3 DDiS (RB 413D)	51	09/03→	➡	→ 04/08			03.0137-9300.2 669300	
 Bremstrommel								
1.0 (RB310)	39	07/01→12/06	➡				24.0218-0039.1 480160	Ø 180,0 x 34,5 / 182 - RLG / - ABS Ring
1.3 (RB 413)	56	05/00→12/04						
1.3 (RB 413)	69	09/03→	➡				24.0218-0039.1 480160	Ø 180,0 x 34,5 / 182 - RLG / - ABS Ring
				→ 04/08			24.0220-0045.1 480189	Ø 200,0 x 38 / 202 - RLG / - ABS Ring
1.3 DDiS (RB 413D)	51	09/03→	➡	→ 04/08			24.0220-0045.1 480189	Ø 200,0 x 38 / 202 - RLG / - ABS Ring
 Bremsbackensatz								
1.0 (RB310)	39	07/01→12/06	➡				03.0137-0425.2 650425	Ø 180 x 26 - HEB
↓								




















	kw					! #		
SUZUKI - WAGON R+ Schrägheck (MM) 05/00→								
 Bremsbackensatz								
1.3 (RB 413)	56	05/00→12/04	➡				03.0137-0425.2 650425	Ø 180 x 26 - HEB
1.3 (RB 413)	69	09/03→	➡	→ TSMMPMA93S00210000			03.0137-0425.2 650425	Ø 180 x 26 - HEB
			➡	→ 04/08; TSMMPMA93S00210001→			03.0137-0465.2 650465	Ø 200 x 29 + HEB
1.3 4WD (RB 413)	56	10/01→	➡	→ 12/04			03.0137-0425.2 650425	Ø 180 x 26 - HEB
1.3 4WD (RB 413)	69	09/03→	➡	→ TSMMPMB53S00210000			03.0137-0425.2 650425	Ø 180 x 26 - HEB
			➡	→ 04/08; TSMMPMB53S00210001→			03.0137-0465.2 650465	Ø 200 x 29 + HEB
1.3 DDiS (RB 413D)	51	09/03→	➡	→ 04/08			03.0137-0465.2 650465	Ø 200 x 29 + HEB
			➡				03.0520-1415.3 691415	Ø 200 x 29 Ø 15,87 + RZ / + Zub TopKit
 Seilzug, Feststellbremse								
1.3 (RB 413)	56	05/00→12/04	➡	<input type="checkbox"/> ; Trommelbremse			24.3727-0771.2 580771	L= 1.516 + Zub
			➡	<input checked="" type="checkbox"/> ; Trommelbremse			24.3727-0774.2 580774	L= 1.507 + Zub
1.3 4WD (RB 413)	56	10/01→	➡	<input type="checkbox"/> ; → 12/04; Trommelbremse			24.3727-0771.2 580771	L= 1.516 + Zub
			➡	<input checked="" type="checkbox"/> ; → 12/04; Trommelbremse			24.3727-0774.2 580774	L= 1.507 + Zub
TOYOTA - 4 RUNNER (_N18_) 11/95→07/03								
 Bremsbackensatz								
2.7 (RZN180)	112	11/95→07/02	➡	→ 06/99			03.0137-0308.2 650308	Ø 295 x 51
2.7 4WD (RZN185_)	112	11/95→08/02	➡	→ 07/00			03.0137-0308.2 650308	Ø 295 x 51
3.0 Turbo-D (KZN185)	92	11/95→11/02	➡				03.0137-0308.2 650308	Ø 295 x 51
TOYOTA - AURIS (_E15_) 10/06→09/12								
 Seilzug, Feststellbremse								
1.33 Dual-VVTi (NRE150_)	73	01/10→09/12	←	<input checked="" type="checkbox"/> ; Fahrzeugproduktionsland Japan; Scheibenbremse			24.3727-1934.2 581934	L= 336
1.33 Dual-VVTi (NRE150_)	74	05/09→09/12	←	<input checked="" type="checkbox"/> ; Fahrzeugproduktionsland Japan; Scheibenbremse			24.3727-1944.2 581944	L= 340
1.4 (ZZE150_)	71	03/07→09/12	←	Fahrzeugproduktionsland Großbritannien; Scheibenbremse				
1.6 (ZRE151_)	91	03/07→09/12	←	Fahrzeugproduktionsland Großbritannien; Scheibenbremse				
1.6 (ZRE151_)	97	05/09→09/12	➡	<input type="checkbox"/> ; Fahrzeugproduktionsland Japan; Scheibenbremse			24.3727-1935.2 581935	L= 1.585
1.8 (ZRE152_)	108	02/09→09/12	➡	<input type="checkbox"/> ; Fahrzeugproduktionsland Japan; Scheibenbremse			24.3727-1936.2 581936	L= 1.576
			➡	<input type="checkbox"/> ; Fahrzeugproduktionsland Japan; Scheibenbremse			24.3727-1942.2 581942	L= 1.892
			➡	<input type="checkbox"/> ; Fahrzeugproduktionsland Großbritannien; Scheibenbremse			24.3727-1943.2 581943	L= 1.920
			➡	<input checked="" type="checkbox"/> ; Fahrzeugproduktionsland Großbritannien; Scheibenbremse				
1.4 D-4D (NDE150_)	66	03/07→09/12	←	<input checked="" type="checkbox"/> ; → 09/09; Fahrzeugproduktionsland Japan; Scheibenbremse			24.3727-1934.2 581934	L= 336
			←	<input checked="" type="checkbox"/> ; → 12/09; Fahrzeugproduktionsland Großbritannien; Scheibenbremse			24.3727-1944.2 581944	L= 340
			➡	<input type="checkbox"/> ; → 09/09; Fahrzeugproduktionsland Japan; Scheibenbremse			24.3727-1935.2 581935	L= 1.585
			➡	<input type="checkbox"/> ; → 09/09; Fahrzeugproduktionsland Japan; Scheibenbremse			24.3727-1936.2 581936	L= 1.576
			➡	<input type="checkbox"/> ; → 12/09; Fahrzeugproduktionsland Großbritannien; Scheibenbremse			24.3727-1942.2 581942	L= 1.892
			➡	<input type="checkbox"/> ; → 12/09; Fahrzeugproduktionsland Großbritannien; Scheibenbremse			24.3727-1943.2 581943	L= 1.920
2.0 D-4D (ADE150_)	93	03/07→09/12	←	<input checked="" type="checkbox"/> ; Fahrzeugproduktionsland Japan; Scheibenbremse			24.3727-1934.2 581934	L= 336
			←	<input checked="" type="checkbox"/> ; → 12/09; Fahrzeugproduktionsland Großbritannien; Scheibenbremse			24.3727-1944.2 581944	L= 340
			➡	<input type="checkbox"/> ; Fahrzeugproduktionsland Japan; Scheibenbremse			24.3727-1935.2 581935	L= 1.585
			➡	<input type="checkbox"/> ; Fahrzeugproduktionsland Japan; Scheibenbremse			24.3727-1936.2 581936	L= 1.576
			↓					

















	kw				! #		
TOYOTA - AURIS (E15) 10/06→09/12							
 Seilzug, Feststellbremse							
2.0 D-4D (ADE150_)	93	03/07→09/12	➔	<input type="checkbox"/> ; → 12/09; Fahrzeugproduktionsland Groß Britan- nien; Scheibenbremse	24.3727-1942.2	581942	L= 1.892
			➔	<input type="checkbox"/> ; → 12/09; Fahrzeugproduktionsland Groß Britan- nien; Scheibenbremse	24.3727-1943.2	581943	L= 1.920
2.2 D (ADE157_, ADE151_)	130	11/06→09/12	➔	<input checked="" type="checkbox"/> ; Scheibenbremse	24.3727-1944.2	581944	L= 340
TOYOTA - AURIS (E18) 10/12→12/18							
 Seilzug, Feststellbremse							
1.3 (NRE180_)	73	10/12→12/18	➔	<input type="checkbox"/> ; Scheibenbremse	24.3727-1942.2	581942	L= 1.892
1.4 D-4D (NDE180_)	66	10/12→12/18	➔	<input type="checkbox"/> ; Scheibenbremse	24.3727-1943.2	581943	L= 1.920
1.6 (ZRE181_, ZRE185_)	97	10/12→12/18	➔	<input type="checkbox"/> ; für Motornummer: ZRE 181; Scheibenbremse	24.3727-1942.2	581942	L= 1.892
			➔	<input type="checkbox"/> ; für Motornummer: ZRE 181; Scheibenbremse	24.3727-1943.2	581943	L= 1.920
TOYOTA - AURIS Kombi (E18) 07/13→12/18							
 Seilzug, Feststellbremse							
1.4 D-4D (NDE180_)	66	07/13→12/18	➔	<input type="checkbox"/> ; Scheibenbremse	24.3727-1942.2	581942	L= 1.892
			➔	<input type="checkbox"/> ; Scheibenbremse	24.3727-1943.2	581943	L= 1.920
TOYOTA - AVENSIS (T22) 09/97→02/03							
 Radbremszylinder							
1.6 (AT220_)	74	09/97→10/00	➔	<input type="checkbox"/> ; → 09/00	24.3220-1725.3	020483	Ø 20,64 ALU
1.8 (AT221_)	81	09/97→10/00	➔	<input type="checkbox"/> ; → 09/00	24.3220-1726.3	020484	Ø 20,64 ALU
2.0 (ST220_)	94	09/97→10/00	➔	<input type="checkbox"/> ; → 09/00	24.3220-1725.3	020483	Ø 20,64 ALU
1.6 (AT220_)	81	10/97→06/00	➔	<input type="checkbox"/>	24.3220-1725.3	020483	Ø 20,64 ALU
2.0 D-4D (CDT220_)	81	10/99→02/03	➔	<input type="checkbox"/>	24.3220-1726.3	020484	Ø 20,64 ALU
2.0 TD (CT220_)	66	09/97→02/03	➔	<input type="checkbox"/>	24.3220-1726.3	020484	Ø 20,64 ALU
Zubehörsatz, Bremsbacken							
1.6 (AT220_)	74	09/97→10/00		→ 09/00	03.0137-9237.2	669237	
1.8 (AT221_)	81	09/97→10/00		→ 09/00	03.0137-9237.2	669237	
2.0 (ST220_)	94	09/97→10/00		→ 09/00	03.0137-9237.2	669237	
1.6 (AT220_)	81	10/97→06/00			03.0137-9237.2	669237	
2.0 D-4D (CDT220_)	81	10/99→02/03			03.0137-9237.2	669237	
2.0 TD (CT220_)	66	09/97→02/03			03.0137-9237.2	669237	
 Bremstrommel							
1.6 (AT220_)	74	09/97→10/00	➔	→ 09/00	24.0222-8031.1	480152	Ø 228,6 x 58 / 229,6
1.8 (AT221_)	81	09/97→10/00	➔	→ 09/00	24.0222-8031.1	480152	Ø 228,6 x 58 / 229,6
2.0 (ST220_)	94	09/97→10/00	➔	→ 09/00	24.0222-8031.1	480152	Ø 228,6 x 58 / 229,6
1.6 (AT220_)	81	10/97→06/00	➔		24.0222-8031.1	480152	Ø 228,6 x 58 / 229,6
2.0 D-4D (CDT220_)	81	10/99→02/03	➔		24.0222-8031.1	480152	Ø 228,6 x 58 / 229,6
2.0 TD (CT220_)	66	09/97→02/03	➔		24.0222-8031.1	480152	Ø 228,6 x 58 / 229,6
 Bremsbackensatz							
1.6 (AT220_)	74	09/97→10/00	➔	→ 09/00	03.0137-0365.2	650365	Ø 229 x 37 + HEB
1.8 (AT221_)	81	09/97→10/00	➔	→ 09/00	03.0520-8420.3	698420	TRW Ø 229 x 37 Ø 20,64 + RZ / + Zub TopKit
2.0 (ST220_)	94	09/97→10/00	➔	→ 09/00	03.0520-8420.3	698420	TRW Ø 229 x 37 Ø 20,64 + RZ / + Zub TopKit
1.6 (AT220_)	81	10/97→06/00	➔		03.0137-0365.2	650365	Ø 229 x 37 + HEB
2.0 D-4D (CDT220_)	81	10/99→02/03	➔		03.0520-8420.3	698420	TRW Ø 229 x 37 Ø 20,64 + RZ / + Zub TopKit
2.0 TD (CT220_)	66	09/97→02/03	➔		03.0520-8420.3	698420	TRW Ø 229 x 37 Ø 20,64 + RZ / + Zub TopKit
 Bremsbackensatz, Feststellbremse							
1.6 VVT-i (ZZT220_)	81	10/00→02/03	➔		03.0137-0402.2	650402	Ø 170 x 40
1.8 VVT-i (ZZT221_)	95	10/00→02/03	➔		03.0137-0402.2	650402	Ø 170 x 40
2.0 D-4D (CDT220_)	81	10/99→02/03	➔		03.0137-0402.2	650402	Ø 170 x 40
2.0 TD (CT220_)	66	09/97→02/03	➔		03.0137-0402.2	650402	Ø 170 x 40
2.0 VVT-i (AZT220_)	110	10/00→02/03	➔		03.0137-0402.2	650402	Ø 170 x 40
2.0 (ST220_)	94	09/97→10/00	➔	10/00→	03.0137-0402.2	650402	Ø 170 x 40
 Seilzug, Feststellbremse							
1.6 (AT220_)	74	09/97→10/00	➔	<input type="checkbox"/> ; → 09/00; Trommelbremse	24.3727-1904.2	581904	L= 1.826
1.8 (AT221_)	81	09/97→10/00	➔	<input type="checkbox"/> ; → 09/00; Trommelbremse	24.3727-1905.2	581905	L= 1.789
1.6 (AT220_)	81	10/97→06/00	➔	<input type="checkbox"/> ; Trommelbremse	24.3727-1904.2	581904	L= 1.826
			➔	<input type="checkbox"/> ; Trommelbremse	24.3727-1905.2	581905	L= 1.789
↓							















	kw				! #		
TOYOTA - AVENSIS (_T22_) 09/97→02/03							
 Seilzug, Feststellbremse							
1.6 VVT-i (ZZT220_) 1.8 VVT-i (ZZT221_) 2.0 VVT-i (AZT220_)	81 95 110	10/00→02/03 10/00→02/03 10/00→02/03	➡ ➡ ➡ ➡	☐; → 06/01; Scheibenbremse ☐; → 06/01; Scheibenbremse ☐; 07/01→; Scheibenbremse ☐; 07/01→; Scheibenbremse		24.3727-1900.2 581900 24.3727-1910.2 581910 24.3727-1915.2 581915 24.3727-1916.2 581916	L= 1.805 L= 1.760 L= 1.824 L= 1.868
2.0 (ST220_)	94	09/97→10/00	➡ ➡ ➡ ➡	☐; 10/00→; Scheibenbremse ☐; → 09/00; Trommelbremse ☐; → 09/00; Trommelbremse ☐; 10/00→; Scheibenbremse		24.3727-1900.2 581900 24.3727-1904.2 581904 24.3727-1905.2 581905 24.3727-1910.2 581910	L= 1.805 L= 1.826 L= 1.789 L= 1.760
2.0 D-4D (CDT220_) 2.0 TD (CT220_)	81 66	10/99→02/03 09/97→02/03	➡ ➡ ➡ ➡ ➡ ➡	☐; → 06/01; Scheibenbremse ☐; Trommelbremse ☐; Trommelbremse ☐; → 06/01; Scheibenbremse ☐; 07/01→; Scheibenbremse ☐; 07/01→; Scheibenbremse		24.3727-1900.2 581900 24.3727-1904.2 581904 24.3727-1905.2 581905 24.3727-1910.2 581910 24.3727-1915.2 581915 24.3727-1916.2 581916	L= 1.805 L= 1.826 L= 1.789 L= 1.760 L= 1.824 L= 1.868
TOYOTA - AVENSIS (_T25_) 03/03→11/08							
 Bremsbackensatz, Feststellbremse							
1.6 VVT-i (ZZT250_) 1.8 (ZZT251_) 2.0 (AZT250_) 2.0 D-4D (ADT250_) 2.0 D-4D (CDT250_) 2.2 D-4D (ADT251_) 2.2 D-CAT (ADT251_) 2.4 (AZT251_) 2.4 (AZT251_)	81 95 108 93 85 110 130 120 125	04/03→11/08 03/03→10/08 03/03→11/08 03/06→11/08 04/03→11/08 10/05→11/08 07/05→11/08 10/03→10/08 09/03→11/08	➡			03.0137-0459.2 650459	Ø 172 x 32
 Seilzug, Feststellbremse							
1.6 VVT-i (ZZT250_) 1.8 (ZZT251_) 2.0 (AZT250_) 2.0 D-4D (ADT250_) 2.0 D-4D (CDT250_) 2.2 D-4D (ADT251_) 2.2 D-CAT (ADT251_) 2.4 (AZT251_) 2.4 (AZT251_)	81 95 108 93 85 110 130 120 125	04/03→11/08 03/03→10/08 03/03→11/08 03/06→11/08 04/03→11/08 10/05→11/08 07/05→11/08 10/03→10/08 09/03→11/08	← ➡ ➡ ➡ ➡ ➡ ➡ ➡ ➡	☐; Scheibenbremse ☐; Scheibenbremse ☐; Scheibenbremse		24.3727-1919.2 581919 24.3727-1930.2 581930 24.3727-1931.2 581931	L= 398 L= 1.770 L= 1.823
TOYOTA - AVENSIS Kombi (_T22_) 09/97→02/03							
 Radbremszylinder							
1.6 (AT220_, ZZT220_) 1.6 (AT220_) 1.8 (AT221_) 2.0 (ST220_) 2.0 D-4D (CDT220_) 2.0 TD (CT220_)	81 74 81 94 81 66	09/97→10/00 09/97→10/00 09/97→10/00 09/97→10/00 10/99→02/03 09/97→02/03	➡ ➡ ➡ ➡ ➡ ➡	☐; → 09/00 ☐; → 09/00 ☐ ☐		24.3220-1725.3 020483 24.3220-1726.3 020484 24.3220-1725.3 020483 24.3220-1726.3 020484	Ø 20,64 ALU Ø 20,64 ALU Ø 20,64 ALU Ø 20,64 ALU
Zubehörsatz, Bremsbacken							
1.6 (AT220_, ZZT220_) 1.6 (AT220_) 1.8 (AT221_) 2.0 (ST220_) 2.0 D-4D (CDT220_) 2.0 TD (CT220_)	81 74 81 94 81 66	09/97→10/00 09/97→10/00 09/97→10/00 09/97→10/00 10/99→02/03 09/97→02/03		→ 09/00		03.0137-9237.2 669237 03.0137-9237.2 669237	
 Bremstrommel							
1.6 (AT220_, ZZT220_) 1.6 (AT220_) 1.8 (AT221_) 2.0 (ST220_) 2.0 D-4D (CDT220_) 2.0 TD (CT220_)	81 74 81 94 81 66	09/97→10/00 09/97→10/00 09/97→10/00 09/97→10/00 10/99→02/03 09/97→02/03	➡ ➡ ➡ ➡ ➡ ➡	→ 09/00		24.0222-8031.1 480152 24.0222-8031.1 480152	Ø 228,6 x 58 / 229,6 Ø 228,6 x 58 / 229,6
 Bremsbackensatz							
1.6 (AT220_, ZZT220_) 1.6 (AT220_) 1.8 (AT221_) 2.0 (ST220_) 2.0 D-4D (CDT220_)	81 74 81 94 81	09/97→10/00 09/97→10/00 09/97→10/00 09/97→10/00 10/99→02/03	➡ ➡ ➡ ➡ ➡	→ 09/00		03.0137-0365.2 650365 03.0520-8420.3 698420 03.0137-0365.2 650365	Ø 229 x 37 + HEB TRW Ø 229 x 37 Ø 20,64 + RZ / + Zub TopKit Ø 229 x 37 + HEB


















	kw					! #		
TOYOTA - AVENSIS Kombi (_T22_) 09/97→02/03								
 Bremsbackensatz								
2.0 TD (CT220_)	66	09/97→02/03	➔				03.0520-8420.3 698420	TRW Ø 229 x 37 Ø 20,64 + RZ / + Zub TopKit
 Bremsbackensatz, Feststellbremse								
1.6 (ZZT220_)	81	07/00→02/03	➔	10/00→			03.0137-0402.2 650402	Ø 170 x 40
2.0 (ST220_)	94	09/97→10/00						
1.8 (ZZT221_)	95	10/00→02/03	➔				03.0137-0402.2 650402	Ø 170 x 40
2.0 (AZT220_)	110	10/00→02/03						
2.0 D-4D (CDT220_)	81	10/99→02/03						
2.0 TD (CT220_)	66	09/97→02/03						
 Seilzug, Feststellbremse								
1.6 (AT220_ , ZZT220_)	81	09/97→10/00	➔	☐; → 09/00; Trommelbremse			24.3727-1904.2 581904	L= 1.826
1.6 (AT220_)	74	09/97→10/00						
1.8 (AT221_)	81	09/97→10/00	➔	☐; → 09/00; Trommelbremse			24.3727-1905.2 581905	L= 1.789
1.6 (ZZT220_)	81	07/00→02/03	➔	☐; 10/00→ 06/01; Scheibenbremse			24.3727-1900.2 581900	L= 1.805
			➔	☐; 10/00→ 06/01; Scheibenbremse			24.3727-1910.2 581910	L= 1.760
			➔	☐; 07/01→; Scheibenbremse			24.3727-1915.2 581915	L= 1.824
			➔	☐; 07/01→; Scheibenbremse			24.3727-1916.2 581916	L= 1.868
1.8 (ZZT221_)	95	10/00→02/03	➔	☐; → 06/01; Scheibenbremse			24.3727-1900.2 581900	L= 1.805
2.0 (AZT220_)	110	10/00→02/03						
			➔	☐; → 06/01; Scheibenbremse			24.3727-1910.2 581910	L= 1.760
			➔	☐; 07/01→; Scheibenbremse			24.3727-1915.2 581915	L= 1.824
			➔	☐; 07/01→; Scheibenbremse			24.3727-1916.2 581916	L= 1.868
2.0 (ST220_)	94	09/97→10/00	➔	☐; 10/00→; Scheibenbremse			24.3727-1900.2 581900	L= 1.805
			➔	☐; → 09/00; Trommelbremse			24.3727-1904.2 581904	L= 1.826
			➔	☐; → 09/00; Trommelbremse			24.3727-1905.2 581905	L= 1.789
			➔	☐; 10/00→; Scheibenbremse			24.3727-1910.2 581910	L= 1.760
2.0 D-4D (CDT220_)	81	10/99→02/03	➔	☐; → 06/01; Scheibenbremse			24.3727-1900.2 581900	L= 1.805
2.0 TD (CT220_)	66	09/97→02/03	➔	☐; Trommelbremse			24.3727-1904.2 581904	L= 1.826
			➔	☐; Trommelbremse			24.3727-1905.2 581905	L= 1.789
			➔	☐; → 06/01; Scheibenbremse			24.3727-1910.2 581910	L= 1.760
			➔	☐; 07/01→; Scheibenbremse			24.3727-1915.2 581915	L= 1.824
			➔	☐; 07/01→; Scheibenbremse			24.3727-1916.2 581916	L= 1.868
TOYOTA - AVENSIS Kombi (_T25_) 04/03→11/08								
 Bremsbackensatz, Feststellbremse								
1.6 VVT-i (ZZT250_)	81	04/03→11/08	➔				03.0137-0459.2 650459	Ø 172 x 32
1.8 (ZZT251_)	95	04/03→11/08						
2.0 (AZT250_)	108	04/03→11/08						
2.0 D-4D (ADT250_)	93	03/06→11/08						
2.0 D-4D (CDT250_)	85	04/03→11/08						
2.2 D-4D (ADT251_)	110	10/05→11/08						
2.2 D-CAT (ADT251_)	130	07/05→11/08						
2.4 (AZT251_)	120	10/03→10/08						
2.4 (AZT251_)	125	09/03→11/08						
 Seilzug, Feststellbremse								
1.6 VVT-i (ZZT250_)	81	04/03→11/08	➔	☐; Scheibenbremse			24.3727-1919.2 581919	L= 398
1.8 (ZZT251_)	95	04/03→11/08						
2.0 (AZT250_)	108	04/03→11/08	➔	☐; Scheibenbremse			24.3727-1930.2 581930	L= 1.770
2.0 D-4D (ADT250_)	93	03/06→11/08	➔	☐; Scheibenbremse			24.3727-1931.2 581931	L= 1.823
2.0 D-4D (CDT250_)	85	04/03→11/08						
2.2 D-4D (ADT251_)	110	10/05→11/08						
2.2 D-CAT (ADT251_)	130	07/05→11/08						
2.4 (AZT251_)	120	10/03→10/08						
2.4 (AZT251_)	125	09/03→11/08						
TOYOTA - AVENSIS Liftback (_T22_) 09/97→02/03								
 Radbremsszylinder								
1.6 (AT220_)	74	09/97→10/00	➔	☐; → 09/00			24.3220-1725.3 020483	Ø 20,64 ALU
1.6 (AT220_)	81	09/97→10/00						
1.8 (AT221_)	81	09/97→10/00	➔	☐; → 09/00			24.3220-1726.3 020484	Ø 20,64 ALU
2.0 (ST220_)	94	09/97→10/00						
2.0 D-4D (CDT220_)	81	10/99→02/03	➔	☐			24.3220-1725.3 020483	Ø 20,64 ALU
2.0 TD (CT220_)	66	09/97→02/03	➔	☐			24.3220-1726.3 020484	Ø 20,64 ALU
↓								














	kw				! #		
TOYOTA - AVENSIS Liftback (T22_) 09/97→02/03							
Zubehörsatz, Bremsbacken							
1.6 (AT220_)	74	09/97→10/00		→ 09/00		03.0137-9237.2 669237	
1.6 (AT220_)	81	09/97→10/00					
1.8 (AT221_)	81	09/97→10/00					
2.0 (ST220_)	94	09/97→10/00					
2.0 D-4D (CDT220_)	81	10/99→02/03				03.0137-9237.2 669237	
2.0 TD (CT220_)	66	09/97→02/03					
 Bremstrommel							
1.6 (AT220_)	74	09/97→10/00	➔	→ 09/00		24.0222-8031.1 480152	Ø 228,6 x 58 / 229,6
1.6 (AT220_)	81	09/97→10/00					
1.8 (AT221_)	81	09/97→10/00					
2.0 (ST220_)	94	09/97→10/00					
2.0 D-4D (CDT220_)	81	10/99→02/03	➔			24.0222-8031.1 480152	Ø 228,6 x 58 / 229,6
2.0 TD (CT220_)	66	09/97→02/03					
 Bremsbackensatz							
1.6 (AT220_)	74	09/97→10/00	➔	→ 09/00		03.0137-0365.2 650365	Ø 229 x 37 + HEB
1.6 (AT220_)	81	09/97→10/00				03.0520-8420.3 698420	TRW Ø 229 x 37 Ø 20,64 + RZ / + Zub TopKit
1.8 (AT221_)	81	09/97→10/00					
2.0 (ST220_)	94	09/97→10/00					
2.0 D-4D (CDT220_)	81	10/99→02/03	➔			03.0137-0365.2 650365	Ø 229 x 37 + HEB
2.0 TD (CT220_)	66	09/97→02/03				03.0520-8420.3 698420	TRW Ø 229 x 37 Ø 20,64 + RZ / + Zub TopKit
 Bremsbackensatz, Feststellbremse							
1.6 (ZZT220_)	81	10/00→02/03	➔			03.0137-0402.2 650402	Ø 170 x 40
1.8 (ZZT221_)	95	10/00→02/03					
2.0 (AZT220_)	110	10/00→02/03					
2.0 D-4D (CDT220_)	81	10/99→02/03					
2.0 TD (CT220_)	66	09/97→02/03					
2.0 (ST220_)	94	09/97→10/00	➔	10/00→		03.0137-0402.2 650402	Ø 170 x 40
 Seilzug, Feststellbremse							
1.6 (AT220_)	74	09/97→10/00	➔	☐; → 09/00; Trommelbremse		24.3727-1904.2 581904	L= 1.826
1.6 (AT220_)	81	09/97→10/00	➔	☐; → 09/00; Trommelbremse		24.3727-1905.2 581905	L= 1.789
1.8 (AT221_)	81	09/97→10/00					
1.6 (ZZT220_)	81	10/00→02/03	➔	☐; → 06/01; Scheibenbremse		24.3727-1900.2 581900	L= 1.805
1.8 (ZZT221_)	95	10/00→02/03	➔	☐; → 06/01; Scheibenbremse		24.3727-1910.2 581910	L= 1.760
2.0 (AZT220_)	110	10/00→02/03	➔	☐; 07/01→; Scheibenbremse		24.3727-1915.2 581915	L= 1.824
			➔	☐; 07/01→; Scheibenbremse		24.3727-1916.2 581916	L= 1.868
2.0 (ST220_)	94	09/97→10/00	➔	☐; 10/00→; Scheibenbremse		24.3727-1900.2 581900	L= 1.805
			➔	☐; → 09/00; Trommelbremse		24.3727-1904.2 581904	L= 1.826
			➔	☐; → 09/00; Trommelbremse		24.3727-1905.2 581905	L= 1.789
			➔	☐; 10/00→; Scheibenbremse		24.3727-1910.2 581910	L= 1.760
2.0 D-4D (CDT220_)	81	10/99→02/03	➔	☐; → 06/01; Scheibenbremse		24.3727-1900.2 581900	L= 1.805
2.0 TD (CT220_)	66	09/97→02/03	➔	☐; Trommelbremse		24.3727-1904.2 581904	L= 1.826
			➔	☐; Trommelbremse		24.3727-1905.2 581905	L= 1.789
			➔	☐; → 06/01; Scheibenbremse		24.3727-1910.2 581910	L= 1.760
			➔	☐; 07/01→; Scheibenbremse		24.3727-1915.2 581915	L= 1.824
			➔	☐; 07/01→; Scheibenbremse		24.3727-1916.2 581916	L= 1.868
TOYOTA - AVENSIS Stufenheck (T25_) 04/03→11/08							
 Bremsbackensatz, Feststellbremse							
1.6 VVT-i (ZZT250_)	81	04/03→11/08	➔			03.0137-0459.2 650459	Ø 172 x 32
1.8 (ZZT251_)	95	04/03→11/08					
2.0 (AZT250_)	108	04/03→11/08					
2.0 D-4D (ADT250_)	93	03/06→10/08					
2.0 D-4D (CDT250_)	85	04/03→11/08					
2.2 D-4D (ADT251_)	110	10/05→11/08					
2.2 D-CAT (ADT251_)	130	07/05→11/08					
2.4 (AZT251_)	120	10/03→10/08					
2.4 (AZT251_)	125	09/03→11/08					
 Seilzug, Feststellbremse							
1.6 VVT-i (ZZT250_)	81	04/03→11/08	➔	☐; Scheibenbremse		24.3727-1919.2 581919	L= 398
1.8 (ZZT251_)	95	04/03→11/08	➔	☐; Scheibenbremse		24.3727-1930.2 581930	L= 1.770
2.0 (AZT250_)	108	04/03→11/08	➔	☐; Scheibenbremse		24.3727-1931.2 581931	L= 1.823
2.0 D-4D (ADT250_)	93	03/06→10/08	➔	☐; Scheibenbremse			
2.0 D-4D (CDT250_)	85	04/03→11/08					
2.2 D-4D (ADT251_)	110	10/05→11/08					











	kw					! #		
TOYOTA - AVENSIS Stufenheck (_T25_) 04/03→11/08								
 Seilzug, Feststellbremse								
2.2 D-CAT (ADT251_)	130	07/05→11/08	←	↑	Scheibenbremse		24.3727-1919.2 581919	L= 398
2.4 (AZT251_)	120	10/03→10/08	→	□	Scheibenbremse		24.3727-1930.2 581930	L= 1.770
2.4 (AZT251_)	125	09/03→11/08	→	□	Scheibenbremse		24.3727-1931.2 581931	L= 1.823
TOYOTA - AVENSIS VERSO (_M2_) 05/01→12/11								
 Bremsbackensatz, Feststellbremse								
2.0 (ACM20_)	110	08/01→11/09	→				03.0137-0400.2 650400	Ø 190 x 45
2.0 D (CLM20_)	85	08/01→08/05						
Zubehörsatz, Feststellbremsbacken								
2.0 (ACM20_)	110	08/01→11/09	→				03.0137-9272.2 669272	
2.0 D (CLM20_)	85	08/01→08/05						
 Seilzug, Feststellbremse								
2.0 (ACM20_)	110	08/01→11/09	←	↑	Scheibenbremse		24.3727-1914.2 581914	L= 319
2.0 D (CLM20_)	85	08/01→08/05						
TOYOTA - AYGO (_B1_) 02/05→05/14								
 Radbremszylinder								
1.0 (KGB10_)	50	07/05→05/14	→				24.3217-1719.3 020482	BOS Ø 17,46 ALU
1.4 HDi (WNB10_)	40	07/05→08/10						
Zubehörsatz, Bremsbacken								
1.0 (KGB10_)	50	07/05→05/14	→				03.0137-9287.2 669287	BOS
1.4 HDi (WNB10_)	40	07/05→08/10						
 Bremstrommel								
1.0 (KGB10_)	50	07/05→05/14	→				24.0220-0046.1 480193	Ø 200,0 x 44 / 201
1.4 HDi (WNB10_)	40	07/05→08/10						
 Bremsbackensatz								
1.0 (KGB10_)	50	07/05→05/14	→				03.0137-0466.2 650466	BOS Ø 200 x 32 + HEB
1.4 HDi (WNB10_)	40	07/05→08/10					03.0520-4117.3 694117	BOS Ø 200 x 32 Ø 17,46 + RZ / + Zub TopKit
 Seilzug, Feststellbremse								
1.0 (KGB10_)	50	07/05→05/14	→	□	Trommelbremse		24.3727-1952.2 581952	L= 1.478
1.4 HDi (WNB10_)	40	07/05→08/10	→	□	Trommelbremse		24.3727-1953.2 581953	L= 1.487
TOYOTA - AYGO (_B4_) 05/14→								
 Radbremszylinder								
1.0 (KGB40)	51	05/14→	→				24.3217-1739.3 020597	BOS Ø 17,46 ALU
1.0 VVTi (KGB40)	53	03/18→	→			2	24.3217-1739.3 020597	BOS Ø 17,46 ALU
Zubehörsatz, Bremsbacken								
1.0 (KGB40)	51	05/14→	→				03.0137-9287.2 669287	BOS
1.0 VVTi (KGB40)	53	03/18→						
 Bremstrommel								
1.0 (KGB40)	51	05/14→	→				24.0220-0046.1 480193	Ø 200,0 x 44 / 201
1.0 VVTi (KGB40)	53	03/18→						
 Bremsbackensatz								
1.0 (KGB40)	51	05/14→	→				03.0137-0466.2 650466	BOS Ø 200 x 32 + HEB
1.0 VVTi (KGB40)	53	03/18→						
TOYOTA - CAMRY (_V1_) 07/90→06/98								
 Bremsbackensatz								
2.2 (SXV10_)	100	06/91→07/96	→	-	ABS		03.0137-0318.2 650318	Ø 229 x 41
 Bremsbackensatz, Feststellbremse								
2.2 (SXV10_)	100	06/91→07/96	→	→	07/94; + ABS		03.0137-0402.2 650402	Ø 170 x 40
3.0 (VCV10_)	138	06/91→08/96	→	→	07/94		03.0137-0402.2 650402	Ø 170 x 40








	kw			 	! #		
TOYOTA - CAMRY (_V2_) 08/96→09/02							
 Bremsbackensatz, Feststellbremse							
2.2 (SXV20_) 2.2 (SXV20_) 3.0 24V (MCV20_) 3.0 V6 (MCV20_)	93 96 140 135	08/97→09/02 08/96→11/01 08/96→11/01 08/96→11/01	➔			03.0137-0402.2 650402	Ø 170 x 40
TOYOTA - CAMRY Kombi (_V1_) 06/91→08/97							
 Bremsbackensatz							
2.2 (SXV10_)	100	09/91→07/96	➔	- ABS		03.0137-0318.2 650318	Ø 229 x 41
 Bremsbackensatz, Feststellbremse							
2.2 (SXV10_)	100	09/91→07/96	➔	→ 07/94; + ABS		03.0137-0402.2 650402	Ø 170 x 40
3.0 (VCV10_)	138	09/91→07/96	➔	→ 07/94		03.0137-0402.2 650402	Ø 170 x 40
TOYOTA - CAMRY Stufenheck (_V3_) 08/01→11/06							
 Bremsbackensatz, Feststellbremse							
2.4 (ACV30, ACV36) 3.0 (MCV30_)	112 137	11/01→11/06 08/01→11/06	➔	12/01→ 12/05		03.0137-0402.2 650402	Ø 170 x 40
TOYOTA - CARINA E (_T19_) 04/92→09/97							
 Radbremszylinder							
1.6 (AT190) 1.6 (AT190) 1.6 16V (AT190_) 1.6 GLI (AT190) 1.8 (AT191) 2.0 D (CT190) 2.0 GLI (ST191) 2.0 i (ST191)	73 85 78 79 79 54 98 93	12/93→09/97 12/93→09/97 10/95→09/97 04/92→09/97 01/95→09/97 04/92→01/96 04/92→09/97 12/93→09/97	➔	☐; → 12/95 ☐; → 12/95		24.3219-1729.3 020446 24.3219-1730.3 020447	Ø 19,05 GG Ø 19,05 GG
Zubehörsatz, Bremsbacken							
1.6 (AT190) 1.6 (AT190) 1.6 16V (AT190_) 1.6 GLI (AT190) 1.8 (AT191) 2.0 D (CT190) 2.0 GLI (ST191) 2.0 i (ST191) 2.0 TD (CT190)	73 85 78 79 79 54 98 93 61	12/93→09/97 12/93→09/97 10/95→09/97 04/92→09/97 01/95→09/97 04/92→01/96 04/92→09/97 12/93→09/97 01/96→09/97	➔	→ 12/95 01/96→		03.0137-9114.2 669114 03.0137-9301.2 669301 03.0137-9301.2 669301	TRW TRW
 Bremstrommel							
1.6 (AT190) 1.6 (AT190) 1.6 16V (AT190_) 1.6 GLI (AT190) 1.8 (AT191) 2.0 D (CT190) 2.0 GLI (ST191) 2.0 i (ST191) 2.0 TD (CT190)	73 85 78 79 79 54 98 93 61	12/93→09/97 12/93→09/97 10/95→09/97 04/92→09/97 01/95→09/97 04/92→01/96 04/92→09/97 12/93→09/97 01/96→09/97	➔			24.0220-0022.1 480083	Ø 200,0 x 55 / 201
 Bremsbackensatz							
1.6 (AT190) 1.6 (AT190) 1.6 16V (AT190_) 1.6 GLI (AT190) 1.8 (AT191) 2.0 D (CT190) 2.0 GLI (ST191) 2.0 i (ST191) 2.0 TD (CT190)	73 85 78 79 79 54 98 93 61	12/93→09/97 12/93→09/97 10/95→09/97 04/92→09/97 01/95→09/97 04/92→01/96 04/92→09/97 12/93→09/97 01/96→09/97	➔	→ 12/95 01/96→		03.0137-0313.2 650313 03.0137-0375.2 650375 03.0137-0375.2 650375	Ø 200 x 37 TRW Ø 200 x 37 + HEB TRW Ø 200 x 37 + HEB
 Bremsbackensatz, Feststellbremse							
2.0 GTi 16V (ST191_)	129	03/94→09/97	➔			03.0137-0402.2 650402	Ø 170 x 40
 Seilzug, Feststellbremse							
1.6 (AT190) 1.6 (AT190) 1.6 16V (AT190_) 1.6 GLI (AT190) 1.8 (AT191) 2.0 D (CT190) 2.0 GLI (ST191) ↓	73 85 78 79 79 54 98	12/93→09/97 12/93→09/97 10/95→09/97 04/92→09/97 01/95→09/97 04/92→01/96 04/92→09/97	➔	☐; Trommelbremse ☐; Trommelbremse		24.3727-1932.2 581932 24.3727-1933.2 581933	L= 1.780 L= 1.727














	kW			 	! #		
TOYOTA - CARINA E (_T19_) 04/92→09/97							
 Seilzug, Feststellbremse							
2.0 i (ST191)	93	12/93→09/97	➡	<input type="checkbox"/> ; Trommelbremse		24.3727-1932.2 581932	L= 1.780
2.0 TD (CT190)	61	01/96→09/97	➡	<input checked="" type="checkbox"/> ; Trommelbremse		24.3727-1933.2 581933	L= 1.727
TOYOTA - CARINA E Sportswagon (_T19_) 02/92→09/97							
 Radbremsszylinder							
1.6 GLI (AT190_)	79	01/93→09/97	➡	<input checked="" type="checkbox"/> ; → 12/95		24.3219-1729.3 020446	Ø 19,05 GG
1.6 i (AT190_)	73	02/95→09/97	➡	<input checked="" type="checkbox"/> ; → 12/95		24.3219-1730.3 020447	Ø 19,05 GG
1.8 i (AT191_)	79	02/95→09/97	➡				
2.0 D (CT190_)	54	01/93→01/96					
2.0 GLI (ST191_)	98	01/93→09/97					
2.0 i (ST191_)	93	05/95→09/97					
Zubehörsatz, Bremsbacken							
1.6 GLI (AT190_)	79	01/93→09/97	➡	→ 12/95		03.0137-9114.2 669114	
1.6 i (AT190_)	73	02/95→09/97	➡				
1.8 i (AT191_)	79	02/95→09/97	➡	01/96→		03.0137-9301.2 669301	TRW
2.0 D (CT190_)	54	01/93→01/96					
2.0 GLI (ST191_)	98	01/93→09/97					
2.0 i (ST191_)	93	05/95→09/97					
2.0 TD (CT190_)	61	01/96→09/97	➡			03.0137-9301.2 669301	TRW
 Bremstrommel							
1.6 GLI (AT190_)	79	01/93→09/97	➡			24.0220-0022.1 480083	Ø 200,0 x 55 / 201
1.6 i (AT190_)	73	02/95→09/97					
1.8 i (AT191_)	79	02/95→09/97					
2.0 D (CT190_)	54	01/93→01/96					
2.0 GLI (ST191_)	98	01/93→09/97					
2.0 i (ST191_)	93	05/95→09/97					
2.0 TD (CT190_)	61	01/96→09/97					
 Bremsbackensatz							
1.6 GLI (AT190_)	79	01/93→09/97	➡	→ 12/95		03.0137-0313.2 650313	Ø 200 x 37
1.6 i (AT190_)	73	02/95→09/97	➡				
1.8 i (AT191_)	79	02/95→09/97	➡	01/96→		03.0137-0375.2 650375	TRW Ø 200 x 37 + HEB
2.0 D (CT190_)	54	01/93→01/96					
2.0 GLI (ST191_)	98	01/93→09/97					
2.0 i (ST191_)	93	05/95→09/97					
2.0 TD (CT190_)	61	01/96→09/97	➡			03.0137-0375.2 650375	TRW Ø 200 x 37 + HEB
 Seilzug, Feststellbremse							
1.6 GLI (AT190_)	79	01/93→09/97	➡	<input type="checkbox"/> ; Trommelbremse		24.3727-1932.2 581932	L= 1.780
1.6 i (AT190_)	73	02/95→09/97	➡				
1.8 i (AT191_)	79	02/95→09/97	➡	<input checked="" type="checkbox"/> ; Trommelbremse		24.3727-1933.2 581933	L= 1.727
2.0 D (CT190_)	54	01/93→01/96					
2.0 GLI (ST191_)	98	01/93→09/97					
2.0 i (ST191_)	93	05/95→09/97					
2.0 TD (CT190_)	61	01/96→09/97					
TOYOTA - CARINA E Stufenheck (_T19_) 04/92→09/97							
 Radbremsszylinder							
1.6 (AT190)	73	01/95→09/97	➡	<input checked="" type="checkbox"/> ; → 12/95		24.3219-1729.3 020446	Ø 19,05 GG
1.6 (AT190)	78	10/95→09/97	➡				
1.6 (AT190)	79	01/93→09/97	➡	<input checked="" type="checkbox"/> ; → 12/95		24.3219-1730.3 020447	Ø 19,05 GG
1.6 16V (AT190_)	85	12/94→09/97					
1.8 i 16V (AT191)	79	01/95→09/97					
2.0 (ST191)	98	01/93→09/97					
2.0 D (CT190)	54	08/92→01/96					
2.0 i (ST191)	93	12/92→09/97					
Zubehörsatz, Bremsbacken							
1.6 (AT190)	73	01/95→09/97	➡	→ 12/95		03.0137-9114.2 669114	
1.6 (AT190)	78	10/95→09/97	➡				
1.6 (AT190)	79	01/93→09/97	➡	01/96→		03.0137-9301.2 669301	TRW
1.6 16V (AT190_)	85	12/94→09/97					
1.8 i 16V (AT191)	79	01/95→09/97					
2.0 (ST191)	98	01/93→09/97					
2.0 D (CT190)	54	08/92→01/96					
2.0 i (ST191)	93	12/92→09/97					
2.0 TD (CT190_)	61	01/96→09/97	➡			03.0137-9301.2 669301	TRW
 Bremstrommel							
1.6 (AT190)	73	01/95→09/97	➡			24.0220-0022.1 480083	Ø 200,0 x 55 / 201
1.6 (AT190)	78	10/95→09/97					
1.6 (AT190)	79	01/93→09/97					
1.6 16V (AT190_)	85	12/94→09/97					








	kw					! #		
TOYOTA - CARINA E Stufenheck (_T19_) 04/92→09/97								
 Bremstrommel								
1.8 i 16V (AT191)	79	01/95→09/97	➔				24.0220-0022.1 480083	Ø 200,0 x 55 / 201
2.0 (ST191)	98	01/93→09/97						
2.0 D (CT190)	54	08/92→01/96						
2.0 i (ST191)	93	12/92→09/97						
2.0 TD (CT190_)	61	01/96→09/97						
 Bremsbackensatz								
1.6 (AT190)	73	01/95→09/97	➔	→ 12/95			03.0137-0313.2 650313	Ø 200 x 37
1.6 (AT190)	78	10/95→09/97						
1.6 (AT190)	79	01/93→09/97	➔	01/96→			03.0137-0375.2 650375	TRW Ø 200 x 37 + HEB
1.6 16V (AT190_)	85	12/94→09/97						
1.8 i 16V (AT191)	79	01/95→09/97						
2.0 (ST191)	98	01/93→09/97						
2.0 D (CT190)	54	08/92→01/96						
2.0 i (ST191)	93	12/92→09/97						
2.0 TD (CT190_)	61	01/96→09/97	➔				03.0137-0375.2 650375	TRW Ø 200 x 37 + HEB
 Bremsbackensatz, Feststellbremse								
2.0 GTi 16V (ST191_)	129	03/94→09/97	➔				03.0137-0402.2 650402	Ø 170 x 40
 Seilzug, Feststellbremse								
1.6 (AT190)	73	01/95→09/97	➔	☐; Trommelbremse			24.3727-1932.2 581932	L= 1.780
1.6 (AT190)	78	10/95→09/97						
1.6 (AT190)	79	01/93→09/97	➔	☐; Trommelbremse			24.3727-1933.2 581933	L= 1.727
1.6 16V (AT190_)	85	12/94→09/97						
1.8 i 16V (AT191)	79	01/95→09/97						
2.0 (ST191)	98	01/93→09/97						
2.0 D (CT190)	54	08/92→01/96						
2.0 i (ST191)	93	12/92→09/97						
2.0 TD (CT190_)	61	01/96→09/97						
TOYOTA - CELICA Cabriolet (_T20_) 11/93→08/99								
 Bremsbackensatz, Feststellbremse								
2.0 i 16V (ST202)	125	11/93→08/99	➔				03.0137-0402.2 650402	Ø 170 x 40
TOYOTA - CELICA Coupe (_T20_) 09/93→11/99								
 Bremsbackensatz, Feststellbremse								
1.8 i 16V (AT200/ST)	85	11/93→11/99	➔				03.0137-0402.2 650402	Ø 170 x 40
2.0 i 16V (ST202_)	125	04/96→11/99						
2.0 i 16V (ST202/GT)	129	11/93→11/99						
2.0 i Turbo 4WD (ST205)	178	02/94→11/99						
TOYOTA - CELICA Coupe (_T23_) 08/99→03/06								
 Bremsbackensatz, Feststellbremse								
1.8 16V TS (ZZT231_)	141	08/99→09/05	➔	11/99→			03.0137-0459.2 650459	Ø 172 x 32
1.8 16V VT-i (ZZT230_)	105	08/99→07/05						
TOYOTA - COROLLA (_E10_) 06/91→11/99								
 Radbremsszylinder								
1.3 12V (EE100_)	53	07/92→04/97	➔	☐; → 05/95			24.3217-1733.3 020559	Ø 17,46 ALU
			➔	☐; → 05/95			24.3217-1734.3 020560	Ø 17,46 ALU
1.3 XLI (EE101_)	55	09/95→04/97	➔	☐			24.3217-1733.3 020559	Ø 17,46 ALU
1.6 Si (AE101_)	84	09/95→04/97					24.3219-1729.3 020446	Ø 19,05 GG
2.0 D (CE100_)	53	07/92→04/97	➔	☐			24.3217-1734.3 020560	Ø 17,46 ALU
							24.3219-1730.3 020447	Ø 19,05 GG
Zubehörsatz, Bremsbacken								
1.3 12V (EE100_)	53	07/92→04/97	➔	→ 05/95			03.0137-9114.2 669114	
1.3 XLI (EE101_)	55	09/95→04/97	➔				03.0137-9114.2 669114	
1.6 Si (AE101_)	84	09/95→04/97						
2.0 D (CE100_)	53	07/92→04/97						
 Bremstrommel								
1.3 12V (EE100_)	53	07/92→04/97	➔	→ 05/95			24.0220-0023.1 480084	Ø 200,0 x 56 / 201
1.3 XLI (EE101_)	55	09/95→04/97	➔				24.0220-0023.1 480084	Ø 200,0 x 56 / 201
1.6 Si (AE101_)	84	09/95→04/97						
2.0 D (CE100_)	53	07/92→04/97						
 Bremsbackensatz								
1.3 12V (EE100_)	53	07/92→04/97	➔	→ 05/95			03.0137-0221.2 650221	Ø 200 x 37















	kw					! #		
TOYOTA - COROLLA (E10) 06/91→11/99								
 Bremsbackensatz								
1.3 12V (EE100_)	53	07/92→04/97	➡	→ 05/95			03.0137-0313.2 650313	Ø 200 x 37
1.3 XLI (EE101_)	55	09/95→04/97	➡				03.0137-0221.2 650221	Ø 200 x 37
1.6 Si (AE101_)	84	09/95→04/97					03.0137-0313.2 650313	Ø 200 x 37
2.0 D (CE100_)	53	07/92→04/97						
 Seilzug, Feststellbremse								
1.3 12V (EE100_)	53	07/92→04/97	➡	☐; → 05/93; Trommelbremse			24.3727-1907.2 581907	L= 1.585
2.0 D (CE100_)	53	07/92→04/97	➡	☐; → 05/93; Trommelbremse			24.3727-1908.2 581908	L= 1.603
TOYOTA - COROLLA (E11) 06/95→06/02								
 Radbremszylinder								
1.4 (EE111_)	63	05/97→09/99	➡	☐			24.3219-1729.3 020446	Ø 19,05 GG
1.4 16V (ZZE111_)	71	02/00→11/01					24.3219-1730.3 020447	Ø 19,05 GG
1.6 16V (ZZE112_)	81	10/99→10/01	➡	☐				
1.9 D (WZE110_)	51	02/00→11/01						
1.6 (AE111)	81	04/97→02/00	➡	☐; 05/97→ 01/00			24.3219-1729.3 020446	Ø 19,05 GG
1.6 Aut. (AE111_)	79	04/97→02/00					24.3219-1730.3 020447	Ø 19,05 GG
2.0 D (CE110_)	53	04/97→02/00	➡	☐; 05/97→ 01/00				
Zubehörsatz, Bremsbacken								
1.4 (EE111_)	63	05/97→09/99	➡				03.0137-9114.2 669114	
1.4 16V (ZZE111_)	71	02/00→11/01					03.0137-9301.2 669301	TRW
1.6 16V (ZZE112_)	81	10/99→10/01						
1.9 D (WZE110_)	51	02/00→11/01						
1.6 (AE111)	81	04/97→02/00	➡	05/97→ 01/00			03.0137-9114.2 669114	
1.6 Aut. (AE111_)	79	04/97→02/00					03.0137-9301.2 669301	TRW
2.0 D (CE110_)	53	04/97→02/00						
 Bremstrommel								
1.4 (EE111_)	63	05/97→09/99	➡				24.0220-0023.1 480084	Ø 200,0 x 56 / 201
1.4 16V (ZZE111_)	71	02/00→11/01						
1.6 16V (ZZE112_)	81	10/99→10/01						
1.9 D (WZE110_)	51	02/00→11/01						
1.6 (AE111)	81	04/97→02/00	➡	09/98→			24.0220-0023.1 480084	Ø 200,0 x 56 / 201
1.6 Aut. (AE111_)	79	04/97→02/00						
2.0 D (CE110_)	53	04/97→02/00	➡	05/97→ 01/00			24.0220-0023.1 480084	Ø 200,0 x 56 / 201
 Bremsbackensatz								
1.4 (EE111_)	63	05/97→09/99	➡				03.0137-0313.2 650313	Ø 200 x 37
1.4 16V (ZZE111_)	71	02/00→11/01						
1.6 16V (ZZE112_)	81	10/99→10/01	➡	Fahrzeugproduktionsland Großbritannien			03.0137-0375.2 650375	TRW Ø 200 x 37 + HEB
1.9 D (WZE110_)	51	02/00→11/01						
1.6 (AE111)	81	04/97→02/00	➡	05/97→ 01/00			03.0137-0313.2 650313	Ø 200 x 37
1.6 Aut. (AE111_)	79	04/97→02/00					03.0137-0375.2 650375	TRW Ø 200 x 37 + HEB
2.0 D (CE110_)	53	04/97→02/00	➡	05/97→ 01/00; Fahrzeugproduktionsland Großbritannien				
 Seilzug, Feststellbremse								
1.4 (EE111_)	63	05/97→09/99	←	☐; 08/98→; Scheibenbremse			24.3727-1918.2 581918	L= 292
			←	☐; → 07/98; Trommelbremse			24.3727-1918.2 581918	L= 292
			➡	☐; → 07/98; Trommelbremse			24.3727-1907.2 581907	L= 1.585
			➡	☐; → 07/98; Trommelbremse			24.3727-1908.2 581908	L= 1.603
			➡	☐; 08/98→; Scheibenbremse			24.3727-1922.2 581922	L= 1.448
			➡	☐; 08/98→; Scheibenbremse			24.3727-1923.2 581923	L= 1.457
1.4 16V (ZZE111_)	71	02/00→11/01	←	☐; Trommelbremse			24.3727-1918.2 581918	L= 292
			←	☐; Scheibenbremse			24.3727-1918.2 581918	L= 292
			➡	☐; Trommelbremse			24.3727-1907.2 581907	L= 1.585
			➡	☐; Trommelbremse			24.3727-1908.2 581908	L= 1.603
			➡	☐; Scheibenbremse			24.3727-1922.2 581922	L= 1.448
			➡	☐; Scheibenbremse			24.3727-1923.2 581923	L= 1.457
1.6 (AE111)	81	04/97→02/00	←	☐; 08/98→ 01/00; Scheibenbremse			24.3727-1918.2 581918	L= 292
			←	☐; 05/97→ 07/98; Trommelbremse			24.3727-1918.2 581918	L= 292
			➡	☐; 05/97→ 07/98; Trommelbremse			24.3727-1907.2 581907	L= 1.585
			➡	☐; 05/97→ 07/98; Trommelbremse			24.3727-1908.2 581908	L= 1.603
			➡	☐; 08/98→ 01/00; Scheibenbremse			24.3727-1922.2 581922	L= 1.448
			➡	☐; 08/98→ 01/00; Scheibenbremse			24.3727-1923.2 581923	L= 1.457
1.6 Aut. (AE111_)	79	04/97→02/00	←	☐; 08/98→ 01/00; Scheibenbremse			24.3727-1918.2 581918	L= 292
			←	☐; 05/97→ 07/98; Trommelbremse			24.3727-1918.2 581918	L= 292
			➡	☐; 05/97→ 07/98; Trommelbremse			24.3727-1907.2 581907	L= 1.585
			➡	☐; 05/97→ 07/98; Trommelbremse			24.3727-1908.2 581908	L= 1.603
			➡	☐; 08/98→ 01/00; Scheibenbremse			24.3727-1922.2 581922	L= 1.448
			➡	☐; 08/98→ 01/00; Scheibenbremse			24.3727-1923.2 581923	L= 1.457
2.0 D (CE110_)	53	04/97→02/00	←	☐; 08/98→ 01/00; Scheibenbremse			24.3727-1918.2 581918	L= 292
			←	☐; 05/97→ 07/98; Trommelbremse			24.3727-1918.2 581918	L= 292
			➡	☐; 05/97→ 07/98; Trommelbremse			24.3727-1907.2 581907	L= 1.585
			➡	☐; 05/97→ 07/98; Trommelbremse			24.3727-1908.2 581908	L= 1.603
			➡	☐; 08/98→ 01/00; Scheibenbremse			24.3727-1922.2 581922	L= 1.448
			➡	☐; 08/98→ 01/00; Scheibenbremse			24.3727-1923.2 581923	L= 1.457
↓								











	kw			 	! #		
TOYOTA - COROLLA (_E11_) 06/95→06/02							
 Seilzug, Feststellbremse							
2.0 D-4D (CDE110_)	66	09/00→11/01	←	☒; Scheibenbremse	24.3727-1918.2	581918	L= 292
			→	☐; Scheibenbremse	24.3727-1922.2	581922	L= 1.448
			→	☑; Scheibenbremse	24.3727-1923.2	581923	L= 1.457
TOYOTA - COROLLA (_E12_) 01/01→12/07							
 Bremsbackensatz, Feststellbremse							
1.4 D (NDE120_)	66	07/04→02/07	→	→ 10/06	03.0137-0464.2	650464	Ø 172 x 22 + HEB
1.8 VVTL-i TS (ZZE123_)	160	10/05→12/06					
1.8 VVTL-i TS (ZZE123_)	165	02/05→02/07					
1.4 VVT-i (ZZE120_)	71	11/01→02/07	→	→ 05/04; Fahrzeugproduktionsland Japan	03.0137-0459.2	650459	Ø 172 x 32
			→	02/02→ 05/04; Fahrzeugproduktionsland Großbritannien	03.0137-0464.2	650464	Ø 172 x 22 + HEB
			→	06/04→ 10/06	03.0137-0464.2	650464	Ø 172 x 22 + HEB
1.6 VVT-i (ZZE121_)	81	01/02→12/06	→	→ 05/04; Fahrzeugproduktionsland Japan	03.0137-0459.2	650459	Ø 172 x 32
			→	08/02→ 05/04; Fahrzeugproduktionsland Großbritannien	03.0137-0464.2	650464	Ø 172 x 22 + HEB
			→	06/04→ 10/06	03.0137-0464.2	650464	Ø 172 x 22 + HEB
1.8 VVTL-i TS (ZZE123)	141	01/02→02/07	→	→ 05/04; Fahrzeugproduktionsland Großbritannien	03.0137-0464.2	650464	Ø 172 x 22 + HEB
2.0 D-4D (CDE120R_, CDE120L_)	81	01/02→12/06					
2.0 D-4D (CDE120_)	66	01/02→12/06	→	→ 05/04; Fahrzeugproduktionsland Japan	03.0137-0459.2	650459	Ø 172 x 32
			→	08/02→ 05/04; Fahrzeugproduktionsland Großbritannien	03.0137-0464.2	650464	Ø 172 x 22 + HEB
2.0 D-4D (CDE120R_, CDE120L_)	85	05/03→02/07	→	06/04→ 10/06	03.0137-0464.2	650464	Ø 172 x 22 + HEB
			→	→ 05/04; Fahrzeugproduktionsland Großbritannien	03.0137-0464.2	650464	Ø 172 x 22 + HEB
Zubehörsatz, Feststellbremsbacken							
1.4 D (NDE120_)	66	07/04→02/07	→	→ 10/06	03.0137-9294.2	669294	
1.8 VVTL-i TS (ZZE123_)	160	10/05→12/06					
1.8 VVTL-i TS (ZZE123_)	165	02/05→02/07					
1.4 VVT-i (ZZE120_)	71	11/01→02/07	→	02/02→ 05/04; Fahrzeugproduktionsland Großbritannien	03.0137-9294.2	669294	
			→	06/04→ 10/06	03.0137-9294.2	669294	
1.6 VVT-i (ZZE121_)	81	01/02→12/06	→	08/02→ 05/04; Fahrzeugproduktionsland Großbritannien	03.0137-9294.2	669294	
			→	06/04→ 10/06	03.0137-9294.2	669294	
1.8 VVTL-i TS (ZZE123)	141	01/02→02/07	→	→ 05/04; Fahrzeugproduktionsland Großbritannien	03.0137-9294.2	669294	
2.0 D-4D (CDE120R_, CDE120L_)	81	01/02→12/06					
2.0 D-4D (CDE120_)	66	01/02→12/06	→	08/02→ 05/04; Fahrzeugproduktionsland Großbritannien	03.0137-9294.2	669294	
2.0 D-4D (CDE120R_, CDE120L_)	85	05/03→02/07	→	06/04→ 10/06	03.0137-9294.2	669294	
			→	→ 05/04; Fahrzeugproduktionsland Großbritannien	03.0137-9294.2	669294	
 Seilzug, Feststellbremse							
1.4 D (NDE120_)	66	07/04→02/07	←	☒; → 10/06; Scheibenbremse	24.3727-1919.2	581919	L= 398
1.8 VVTL-i TS (ZZE123_)	160	10/05→12/06	→	☐; → 10/06; Scheibenbremse	24.3727-1928.2	581928	L= 1.637
1.8 VVTL-i TS (ZZE123_)	165	02/05→02/07	→	☑; → 10/06; Scheibenbremse	24.3727-1929.2	581929	L= 1.698
1.4 VVT-i (ZZE120_)	71	11/01→02/07	←	☒; → 05/04; Fahrzeugproduktionsland Japan; Scheibenbremse	24.3727-1919.2	581919	L= 398
			←	☒; 02/02→ 05/04; Fahrzeugproduktionsland Großbritannien; Scheibenbremse	24.3727-1919.2	581919	L= 398








	kw			 	! #		
TOYOTA - COROLLA (_E12_) 01/01→12/07							
Seilzug, Feststellbremse							
1.4 VVT-i (ZZE120_)	71	11/01→02/07	←	↑; 06/04→ 10/06; Scheibenbremse	24.3727-1919.2	581919	L= 398
			→	□; → 05/04; Fahrzeugproduktionsland Japan; Scheibenbremse	24.3727-1926.2	581926	L= 1.616
			→	□; → 05/04; Fahrzeugproduktionsland Japan; Scheibenbremse	24.3727-1927.2	581927	L= 1.688
			→	□; 02/02→ 05/04; Fahrzeugproduktionsland Großbritannien; Scheibenbremse	24.3727-1928.2	581928	L= 1.637
			→	□; 06/04→ 10/06; Scheibenbremse	24.3727-1928.2	581928	L= 1.637
			→	□; 06/04→ 10/06; Scheibenbremse	24.3727-1929.2	581929	L= 1.698
			→	□; 02/02→ 05/04; Fahrzeugproduktionsland Großbritannien; Scheibenbremse	24.3727-1929.2	581929	L= 1.698
1.6 VVT-i (ZZE121_)	81	01/02→12/06	←	↑; 08/02→ 05/04; Fahrzeugproduktionsland Großbritannien; Scheibenbremse	24.3727-1919.2	581919	L= 398
			←	↑; → 05/04; Fahrzeugproduktionsland Japan; Scheibenbremse	24.3727-1919.2	581919	L= 398
			←	↑; 06/04→ 10/06; Scheibenbremse	24.3727-1919.2	581919	L= 398
			←	↑; 02/04→ 10/06; Scheibenbremse	24.3727-1919.2	581919	L= 398
			→	□; → 05/04; Fahrzeugproduktionsland Japan; Scheibenbremse	24.3727-1926.2	581926	L= 1.616
			→	□; → 05/04; Fahrzeugproduktionsland Japan; Scheibenbremse	24.3727-1927.2	581927	L= 1.688
			→	□; 08/02→ 05/04; Fahrzeugproduktionsland Großbritannien; Scheibenbremse	24.3727-1928.2	581928	L= 1.637
			→	□; 06/04→ 10/06; Scheibenbremse	24.3727-1928.2	581928	L= 1.637
			→	□; 02/04→ 10/06; Scheibenbremse	24.3727-1928.2	581928	L= 1.637
			→	□; 08/02→ 05/04; Fahrzeugproduktionsland Großbritannien; Scheibenbremse	24.3727-1929.2	581929	L= 1.698
			→	□; 06/04→ 10/06; Scheibenbremse	24.3727-1929.2	581929	L= 1.698
			→	□; 02/04→ 10/06; Scheibenbremse	24.3727-1929.2	581929	L= 1.698
1.8 VVTL-i TS (ZZE123) 2.0 D-4D (CDE120R_ CDE120L_)	141 81	01/02→02/07 01/02→12/06	←	↑; → 05/04; Fahrzeugproduktionsland Großbritannien; Scheibenbremse	24.3727-1919.2	581919	L= 398
			→	□; → 05/04; Fahrzeugproduktionsland Großbritannien; Scheibenbremse	24.3727-1928.2	581928	L= 1.637
			→	□; → 05/04; Fahrzeugproduktionsland Großbritannien; Scheibenbremse	24.3727-1929.2	581929	L= 1.698
2.0 D-4D (CDE120_)	66	01/02→12/06	←	↑; → 05/04; Fahrzeugproduktionsland Japan; Scheibenbremse	24.3727-1919.2	581919	L= 398
			←	↑; 08/02→ 05/04; Fahrzeugproduktionsland Großbritannien; Scheibenbremse	24.3727-1919.2	581919	L= 398
			→	□; → 05/04; Fahrzeugproduktionsland Japan; Scheibenbremse	24.3727-1926.2	581926	L= 1.616
			→	□; → 05/04; Fahrzeugproduktionsland Japan; Scheibenbremse	24.3727-1927.2	581927	L= 1.688
			→	□; 08/02→ 05/04; Fahrzeugproduktionsland Großbritannien; Scheibenbremse	24.3727-1928.2	581928	L= 1.637
			→	□; 08/02→ 05/04; Fahrzeugproduktionsland Großbritannien; Scheibenbremse	24.3727-1929.2	581929	L= 1.698
2.0 D-4D (CDE120R_ CDE120L_)	85	05/03→02/07	←	↑; 06/04→ 10/06; Scheibenbremse	24.3727-1919.2	581919	L= 398
			←	↑; → 05/04; Fahrzeugproduktionsland Großbritannien; Scheibenbremse	24.3727-1919.2	581919	L= 398
↓							















	kw					! #		
TOYOTA - COROLLA (_E12_) 01/01→12/07								
 Seilzug, Feststellbremse								
2.0 D-4D (CDE120R_, CDE120L_)	85	05/03→02/07	➔	☐; → 05/04; Fahrzeugproduktionsland Großbritannien; Scheibenbremse		24.3727-1928.2	581928	L= 1.637
			➔	☐; 06/04→ 10/06; Scheibenbremse		24.3727-1928.2	581928	L= 1.637
			➔	☐; → 05/04; Fahrzeugproduktionsland Großbritannien; Scheibenbremse		24.3727-1929.2	581929	L= 1.698
			➔	☐; 06/04→ 10/06; Scheibenbremse		24.3727-1929.2	581929	L= 1.698
TOYOTA - COROLLA Compact (_E10_) 05/92→12/99								
 Radbremszylinder								
1.3 XLI (EE101_) 1.6 Si (AE101_) 2.0 D (CE100_)	55 84 53	08/95→04/97 07/92→04/97 07/92→04/97	➔	☐		24.3217-1733.3	020559	Ø 17,46 ALU
			➔	☐		24.3219-1729.3	020446	Ø 19,05 GG
			➔	☐		24.3217-1734.3	020560	Ø 17,46 ALU
			➔	☐		24.3219-1730.3	020447	Ø 19,05 GG
1.6 i (AE101)	78	09/94→11/99	➔	☐; → 04/97		24.3217-1733.3	020559	Ø 17,46 ALU
			➔	☐; → 04/97		24.3219-1729.3	020446	Ø 19,05 GG
			➔	☐; → 04/97		24.3217-1734.3	020560	Ø 17,46 ALU
			➔	☐; → 04/97		24.3219-1730.3	020447	Ø 19,05 GG
Zubehörsatz, Bremsbacken								
1.3 XLI (EE101_) 1.6 Si (AE101_) 2.0 D (CE100_)	55 84 53	08/95→04/97 07/92→04/97 07/92→04/97	➔			03.0137-9114.2	669114	
1.6 i (AE101)	78	09/94→11/99	➔	→ 04/97		03.0137-9114.2	669114	
 Bremstrommel								
1.3 XLI (EE101_) 1.6 Si (AE101_) 2.0 D (CE100_)	55 84 53	08/95→04/97 07/92→04/97 07/92→04/97	➔			24.0220-0023.1	480084	Ø 200,0 x 56 / 201
1.6 i (AE101)	78	09/94→11/99	➔	→ 04/97		24.0220-0023.1	480084	Ø 200,0 x 56 / 201
 Bremsbackensatz								
1.3 XLI (EE101_) 1.6 Si (AE101_) 2.0 D (CE100_)	55 84 53	08/95→04/97 07/92→04/97 07/92→04/97	➔			03.0137-0221.2	650221	Ø 200 x 37
			➔			03.0137-0313.2	650313	Ø 200 x 37
1.6 i (AE101)	78	09/94→11/99	➔	→ 04/97		03.0137-0221.2	650221	Ø 200 x 37
			➔			03.0137-0313.2	650313	Ø 200 x 37
 Seilzug, Feststellbremse								
1.6 Si (AE101_) 2.0 D (CE100_)	84 53	07/92→04/97 07/92→04/97	➔	☐; → 05/93; Trommelbremse		24.3727-1907.2	581907	L= 1.585
			➔	☐; → 05/93; Trommelbremse		24.3727-1908.2	581908	L= 1.603
TOYOTA - COROLLA Compact (_E11_) 04/97→01/02								
 Radbremszylinder								
1.4 (EE111_) 1.6 (ZZE112_)	63 81	05/97→09/99 10/99→10/01	➔	☐		24.3219-1729.3	020446	Ø 19,05 GG
			➔	☐		24.3219-1730.3	020447	Ø 19,05 GG
1.4 (ZZE111_) 1.9 D (WZE110_)	71 51	10/99→01/02 02/00→01/02	➔	☐; → 12/01		24.3219-1729.3	020446	Ø 19,05 GG
			➔	☐; → 12/01		24.3219-1730.3	020447	Ø 19,05 GG
1.6 (AE111_) 1.6 Aut. (AE111_)	81 79	05/97→02/00 05/97→02/00	➔	☐; → 01/00		24.3219-1729.3	020446	Ø 19,05 GG
			➔	☐; → 01/00		24.3219-1730.3	020447	Ø 19,05 GG
2.0 D (CE110_)	53	04/97→02/00	➔	☐; 05/97→ 01/00		24.3219-1729.3	020446	Ø 19,05 GG
			➔	☐; 05/97→ 01/00		24.3219-1730.3	020447	Ø 19,05 GG
Zubehörsatz, Bremsbacken								
1.4 (EE111_) 1.6 (ZZE112_)	63 81	05/97→09/99 10/99→10/01	➔			03.0137-9114.2	669114	
			➔			03.0137-9301.2	669301	TRW
1.4 (ZZE111_) 1.9 D (WZE110_)	71 51	10/99→01/02 02/00→01/02	➔	→ 12/01		03.0137-9114.2	669114	
			➔			03.0137-9301.2	669301	TRW
1.6 (AE111_) 1.6 Aut. (AE111_)	81 79	05/97→02/00 05/97→02/00	➔	→ 01/00		03.0137-9114.2	669114	
			➔			03.0137-9301.2	669301	TRW
2.0 D (CE110_)	53	04/97→02/00	➔	05/97→ 01/00		03.0137-9114.2	669114	
			➔			03.0137-9301.2	669301	TRW












































	kw			 	! #		
TOYOTA - COROLLA Compact (_E11_) 04/97→01/02							
Bremstrommel							
1.4 (EE111_) 1.6 (ZZE112_)	63 81	05/97→09/99 10/99→10/01	➡			24.0220-0023.1 480084	Ø 200,0 x 56 / 201
1.4 (ZZE111_) 1.9 D (WZE110_)	71 51	10/99→01/02 02/00→01/02	➡	→ 12/01		24.0220-0023.1 480084	Ø 200,0 x 56 / 201
1.6 (AE111_) 1.6 Aut. (AE111_)	81 79	05/97→02/00 05/97→02/00	➡	09/98→		24.0220-0023.1 480084	Ø 200,0 x 56 / 201
2.0 D (CE110_)	53	04/97→02/00	➡	05/97→ 01/00		24.0220-0023.1 480084	Ø 200,0 x 56 / 201
Bremsbackensatz							
1.4 (EE111_) 1.6 (ZZE112_)	63 81	05/97→09/99 10/99→10/01	➡			03.0137-0313.2 650313	Ø 200 x 37
			➡	Fahrzeugproduktionsland Groß Britan-nien		03.0137-0375.2 650375	TRW Ø 200 x 37 + HEB
1.4 (ZZE111_) 1.9 D (WZE110_)	71 51	10/99→01/02 02/00→01/02	➡	→ 12/01		03.0137-0313.2 650313	Ø 200 x 37
			➡	→ 12/01; Fahrzeugproduktionsland Groß Britan-nien		03.0137-0375.2 650375	TRW Ø 200 x 37 + HEB
1.6 (AE111_) 1.6 Aut. (AE111_)	81 79	05/97→02/00 05/97→02/00	➡	→ 01/00		03.0137-0313.2 650313	Ø 200 x 37
			➡	→ 01/00; Fahrzeugproduktionsland Groß Britan-nien		03.0137-0375.2 650375	TRW Ø 200 x 37 + HEB
2.0 D (CE110_)	53	04/97→02/00	➡	05/97→ 01/00		03.0137-0313.2 650313	Ø 200 x 37
			➡	05/97→ 01/00; Fahrzeugproduktionsland Groß Britan-nien		03.0137-0375.2 650375	TRW Ø 200 x 37 + HEB
Seilzug, Feststellbremse							
1.4 (EE111_)	63	05/97→09/99	⬅	⬆; 08/98→; Scheibenbremse		24.3727-1918.2 581918	L= 292
			⬅	⬆; → 07/98; Trommelbremse		24.3727-1918.2 581918	L= 292
			➡	⬆; → 07/98; Trommelbremse		24.3727-1907.2 581907	L= 1.585
			➡	⬆; → 07/98; Trommelbremse		24.3727-1908.2 581908	L= 1.603
			➡	⬆; 08/98→; Scheibenbremse		24.3727-1922.2 581922	L= 1.448
			➡	⬆; 08/98→; Scheibenbremse		24.3727-1923.2 581923	L= 1.457
1.4 (ZZE111_) 1.9 D (WZE110_)	71 51	10/99→01/02 02/00→01/02	⬅	⬆; → 12/01; Scheibenbremse		24.3727-1918.2 581918	L= 292
			⬅	⬆; → 12/01; Trommelbremse		24.3727-1918.2 581918	L= 292
			➡	⬆; → 12/01; Trommelbremse		24.3727-1907.2 581907	L= 1.585
			➡	⬆; → 12/01; Trommelbremse		24.3727-1908.2 581908	L= 1.603
			➡	⬆; → 12/01; Scheibenbremse		24.3727-1922.2 581922	L= 1.448
			➡	⬆; → 12/01; Scheibenbremse		24.3727-1923.2 581923	L= 1.457
1.6 (AE111_) 1.6 Aut. (AE111_)	81 79	05/97→02/00 05/97→02/00	⬅	⬆; 08/98→ 01/00; Scheibenbremse		24.3727-1918.2 581918	L= 292
			⬅	⬆; → 07/98; Trommelbremse		24.3727-1918.2 581918	L= 292
			➡	⬆; → 07/98; Trommelbremse		24.3727-1907.2 581907	L= 1.585
			➡	⬆; → 07/98; Trommelbremse		24.3727-1908.2 581908	L= 1.603
			➡	⬆; 08/98→ 01/00; Scheibenbremse		24.3727-1922.2 581922	L= 1.448
			➡	⬆; 08/98→ 01/00; Scheibenbremse		24.3727-1923.2 581923	L= 1.457
1.6 (ZZE112_)	81	10/99→10/01	⬅	⬆; Trommelbremse		24.3727-1918.2 581918	L= 292
			⬅	⬆; Scheibenbremse		24.3727-1918.2 581918	L= 292
			➡	⬆; Trommelbremse		24.3727-1907.2 581907	L= 1.585
			➡	⬆; Trommelbremse		24.3727-1908.2 581908	L= 1.603
			➡	⬆; Scheibenbremse		24.3727-1922.2 581922	L= 1.448
			➡	⬆; Scheibenbremse		24.3727-1923.2 581923	L= 1.457
2.0 D (CE110_)	53	04/97→02/00	⬅	⬆; 08/98→ 01/00; Scheibenbremse		24.3727-1918.2 581918	L= 292
			⬅	⬆; 05/97→ 07/98; Trommelbremse		24.3727-1918.2 581918	L= 292
			➡	⬆; 05/97→ 07/98; Trommelbremse		24.3727-1907.2 581907	L= 1.585
			➡	⬆; 05/97→ 07/98; Trommelbremse		24.3727-1908.2 581908	L= 1.603
			➡	⬆; 08/98→ 01/00; Scheibenbremse		24.3727-1922.2 581922	L= 1.448
			➡	⬆; 08/98→ 01/00; Scheibenbremse		24.3727-1923.2 581923	L= 1.457
2.0 D-4D (CDE110_)	66	09/00→01/02	⬅	⬆; → 12/01; Scheibenbremse		24.3727-1918.2 581918	L= 292
			➡	⬆; → 12/01; Scheibenbremse		24.3727-1922.2 581922	L= 1.448
			➡	⬆; → 12/01; Scheibenbremse		24.3727-1923.2 581923	L= 1.457










	kw					! #		
TOYOTA - COROLLA Kombi (E10) 05/92→04/97								
 Radbremszylinder								
1.3 XLI (EE101_)	55	09/95→04/97	➔	☐		24.3217-1733.3	020559	Ø 17,46 ALU
1.6 Si (AE101_)	84	07/92→04/97	➔			24.3219-1729.3	020446	Ø 19,05 GG
2.0 D (CE100_)	53	07/92→04/97	➔	☐		24.3217-1734.3	020560	Ø 17,46 ALU
			➔			24.3219-1730.3	020447	Ø 19,05 GG
1.8 16V 4WD (AE103_)	81	09/95→04/97	➔	☐		24.3217-1733.3	020559	Ø 17,46 ALU
			➔	☐		24.3217-1734.3	020560	Ø 17,46 ALU
Zubehörsatz, Bremsbacken								
1.3 XLI (EE101_)	55	09/95→04/97	➔			03.0137-9114.2	669114	
1.6 Si (AE101_)	84	07/92→04/97						
2.0 D (CE100_)	53	07/92→04/97						
1.8 16V 4WD (AE103_)	81	09/95→04/97	➔			03.0137-9114.2	669114	
 Bremstrommel								
1.3 XLI (EE101_)	55	09/95→04/97	➔			24.0220-0023.1	480084	Ø 200,0 x 56 / 201
1.6 Si (AE101_)	84	07/92→04/97						
2.0 D (CE100_)	53	07/92→04/97						
 Bremsbackensatz								
1.3 XLI (EE101_)	55	09/95→04/97	➔			03.0137-0221.2	650221	Ø 200 x 37
1.6 Si (AE101_)	84	07/92→04/97				03.0137-0313.2	650313	Ø 200 x 37
2.0 D (CE100_)	53	07/92→04/97						
1.8 16V 4WD (AE103_)	81	09/95→04/97	➔			03.0137-0313.2	650313	Ø 200 x 37
 Seilzug, Feststellbremse								
1.6 Si (AE101_)	84	07/92→04/97	➔	☐; → 05/93; Trommelbremse		24.3727-1907.2	581907	L= 1.585
2.0 D (CE100_)	53	07/92→04/97	➔	☐; → 05/93; Trommelbremse		24.3727-1908.2	581908	L= 1.603
TOYOTA - COROLLA Kombi (E11) 04/97→10/01								
 Radbremszylinder								
1.4 (EE111_)	63	04/97→02/00	➔	☐; 05/97→ 01/00		24.3219-1729.3	020446	Ø 19,05 GG
1.6 (AE111_)	81	04/97→02/00	➔					
1.6 Aut. (AE111_)	79	04/97→02/00	➔	☐; 05/97→ 01/00		24.3219-1730.3	020447	Ø 19,05 GG
2.0 D (CE110_)	53	04/97→02/00						
1.4 16V (ZZE111_)	71	02/00→10/01	➔	☐		24.3219-1729.3	020446	Ø 19,05 GG
1.6 16V (ZZE112_)	81	02/00→10/01	➔					
1.9 D (WZE110_)	51	02/00→10/01	➔	☐		24.3219-1730.3	020447	Ø 19,05 GG
1.8 4WD (AE115_)	81	04/97→10/01	➔	☐; 05/97→		24.3219-1729.3	020446	Ø 19,05 GG
			➔	☐; 05/97→		24.3219-1730.3	020447	Ø 19,05 GG
Zubehörsatz, Bremsbacken								
1.4 (EE111_)	63	04/97→02/00	➔	05/97→ 01/00		03.0137-9114.2	669114	
1.6 (AE111_)	81	04/97→02/00				03.0137-9301.2	669301	TRW
1.6 Aut. (AE111_)	79	04/97→02/00						
2.0 D (CE110_)	53	04/97→02/00						
1.4 16V (ZZE111_)	71	02/00→10/01	➔			03.0137-9114.2	669114	
1.6 16V (ZZE112_)	81	02/00→10/01				03.0137-9301.2	669301	TRW
1.9 D (WZE110_)	51	02/00→10/01						
1.8 4WD (AE115_)	81	04/97→10/01	➔	05/97→		03.0137-9114.2	669114	
			➔	05/97→		03.0137-9301.2	669301	TRW
 Bremstrommel								
1.4 (EE111_)	63	04/97→02/00	➔	05/97→ 01/00		24.0220-0023.1	480084	Ø 200,0 x 56 / 201
2.0 D (CE110_)	53	04/97→02/00						
1.4 16V (ZZE111_)	71	02/00→10/01	➔			24.0220-0023.1	480084	Ø 200,0 x 56 / 201
1.6 16V (ZZE112_)	81	02/00→10/01						
1.9 D (WZE110_)	51	02/00→10/01						
1.6 (AE111_)	81	04/97→02/00	➔	09/98→		24.0220-0023.1	480084	Ø 200,0 x 56 / 201
1.6 Aut. (AE111_)	79	04/97→02/00						
 Bremsbackensatz								
1.4 (EE111_)	63	04/97→02/00	➔	05/97→ 01/00		03.0137-0313.2	650313	Ø 200 x 37
1.6 (AE111_)	81	04/97→02/00						
1.6 Aut. (AE111_)	79	04/97→02/00	➔	05/97→ 01/00;		03.0137-0375.2	650375	TRW Ø 200 x 37 + HEB
2.0 D (CE110_)	53	04/97→02/00		Fahrzeugproduktionsland Groß Britan-				
				nien				
1.4 16V (ZZE111_)	71	02/00→10/01	➔			03.0137-0313.2	650313	Ø 200 x 37
1.6 16V (ZZE112_)	81	02/00→10/01						
1.9 D (WZE110_)	51	02/00→10/01	➔	Fahrzeugproduktionsland Groß Britan-		03.0137-0375.2	650375	TRW Ø 200 x 37 + HEB
				nien				
1.8 4WD (AE115_)	81	04/97→10/01	➔	05/97→		03.0137-0313.2	650313	Ø 200 x 37













	kw			 	! #		
TOYOTA - COROLLA Kombi (E11) 04/97→10/01							
 Bremsbackensatz							
1.8 4WD (AE115_)	81	04/97→10/01	➔	05/97→; Fahrzeugproduktionsland Groß Britan- nien		03.0137-0375.2 650375	TRW Ø 200 x 37 + HEB
 Seilzug, Feststellbremse							
1.4 (EE111_)	63	04/97→02/00	←	☒; 08/98→ 01/00; Scheibenbremse		24.3727-1918.2 581918	L= 292
1.6 (AE111_)	81	04/97→02/00	←	☒; 05/97→ 07/98; Trommelbremse		24.3727-1918.2 581918	L= 292
1.6 Aut. (AE111_)	79	04/97→02/00	➔	☐; 05/97→ 07/98; Trommelbremse		24.3727-1907.2 581907	L= 1.585
2.0 D (CE110_)	53	04/97→02/00	➔	☐; 05/97→ 07/98; Trommelbremse		24.3727-1908.2 581908	L= 1.603
			➔	☐; 08/98→ 01/00; Scheibenbremse		24.3727-1922.2 581922	L= 1.448
			➔	☐; 08/98→ 01/00; Scheibenbremse		24.3727-1923.2 581923	L= 1.457
1.4 16V (ZZE111_)	71	02/00→10/01	←	☒; Trommelbremse		24.3727-1918.2 581918	L= 292
1.6 16V (ZZE112_)	81	02/00→10/01	←	☒; Scheibenbremse		24.3727-1918.2 581918	L= 292
1.9 D (WZE110_)	51	02/00→10/01	➔	☐; Trommelbremse		24.3727-1907.2 581907	L= 1.585
			➔	☐; Trommelbremse		24.3727-1908.2 581908	L= 1.603
			➔	☐; Scheibenbremse		24.3727-1922.2 581922	L= 1.448
			➔	☐; Scheibenbremse		24.3727-1923.2 581923	L= 1.457
2.0 D-4D (CDE110_)	66	09/00→10/01	←	☒; Scheibenbremse		24.3727-1918.2 581918	L= 292
			➔	☐; Scheibenbremse		24.3727-1922.2 581922	L= 1.448
			➔	☐; Scheibenbremse		24.3727-1923.2 581923	L= 1.457
TOYOTA - COROLLA Kombi (E12) 03/01→12/08							
 Bremsbackensatz, Feststellbremse							
1.4 D4-D (NDE120_)	66	06/04→10/07	➔	→ 10/06		03.0137-0464.2 650464	Ø 172 x 22 + HEB
1.4 VVT-i (ZZE120_)	71	01/02→02/07	➔	→ 05/04; Fahrzeugproduktionsland Japan		03.0137-0459.2 650459	Ø 172 x 32
			➔	02/02→ 05/04; Fahrzeugproduktionsland Groß Britan- nien		03.0137-0464.2 650464	Ø 172 x 22 + HEB
			➔	06/04→ 10/06		03.0137-0464.2 650464	Ø 172 x 22 + HEB
1.6 VVT-i (ZZE121_)	81	01/02→08/07	➔	→ 05/04; Fahrzeugproduktionsland Japan		03.0137-0459.2 650459	Ø 172 x 32
			➔	08/02→ 05/04; Fahrzeugproduktionsland Groß Britan- nien		03.0137-0464.2 650464	Ø 172 x 22 + HEB
			➔	06/04→ 10/06		03.0137-0464.2 650464	Ø 172 x 22 + HEB
2.0 D-4D (CDE120_)	66	01/02→02/07	➔	→ 05/04; Fahrzeugproduktionsland Japan		03.0137-0459.2 650459	Ø 172 x 32
			➔	08/02→ 05/04; Fahrzeugproduktionsland Groß Britan- nien		03.0137-0464.2 650464	Ø 172 x 22 + HEB
2.0 D-4D (CDE120_)	85	04/04→02/07	➔	06/04→ 10/06		03.0137-0464.2 650464	Ø 172 x 22 + HEB
			➔	→ 05/04; Fahrzeugproduktionsland Groß Britan- nien		03.0137-0464.2 650464	Ø 172 x 22 + HEB
Zubehörsatz, Feststellbremsbacken							
1.4 D4-D (NDE120_)	66	06/04→10/07	➔	→ 10/06		03.0137-9294.2 669294	
1.4 VVT-i (ZZE120_)	71	01/02→02/07	➔	02/02→ 05/04; Fahrzeugproduktionsland Groß Britan- nien		03.0137-9294.2 669294	
			➔	06/04→ 10/06		03.0137-9294.2 669294	
1.6 VVT-i (ZZE121_)	81	01/02→08/07	➔	08/02→ 05/04; Fahrzeugproduktionsland Groß Britan- nien		03.0137-9294.2 669294	
			➔	06/04→ 10/06		03.0137-9294.2 669294	
2.0 D-4D (CDE120_)	66	01/02→02/07	➔	08/02→ 05/04; Fahrzeugproduktionsland Groß Britan- nien		03.0137-9294.2 669294	
2.0 D-4D (CDE120_)	85	04/04→02/07	➔	06/04→ 10/06		03.0137-9294.2 669294	
			➔	→ 05/04; Fahrzeugproduktionsland Groß Britan- nien		03.0137-9294.2 669294	
↓							

















	kw			 	! #		
TOYOTA - COROLLA Kombi (E12_) 03/01→12/08							
Seilzug, Feststellbremse							
1.4 D4-D (NDE120_)	66	06/04→10/07	←	↑; → 10/06; Scheibenbremse	24.3727-1919.2	581919	L= 398
			→	□; → 10/06; Scheibenbremse	24.3727-1928.2	581928	L= 1.637
			→	▣; → 10/06; Scheibenbremse	24.3727-1929.2	581929	L= 1.698
1.4 VVT-i (ZZE120_)	71	01/02→02/07	←	↑; → 05/04; Fahrzeugproduktionsland Japan; Scheibenbremse	24.3727-1919.2	581919	L= 398
			←	↑; 02/02→ 05/04; Fahrzeugproduktionsland Großbritannien; Scheibenbremse	24.3727-1919.2	581919	L= 398
			←	↑; 06/04→ 10/06; Scheibenbremse	24.3727-1919.2	581919	L= 398
			→	□; → 05/04; Fahrzeugproduktionsland Japan; Scheibenbremse	24.3727-1926.2	581926	L= 1.616
			→	▣; → 05/04; Fahrzeugproduktionsland Japan; Scheibenbremse	24.3727-1927.2	581927	L= 1.688
			→	□; 02/02→ 05/04; Fahrzeugproduktionsland Großbritannien; Scheibenbremse	24.3727-1928.2	581928	L= 1.637
			→	□; 06/04→ 10/06; Scheibenbremse	24.3727-1928.2	581928	L= 1.637
			→	▣; 06/04→ 10/06; Scheibenbremse	24.3727-1929.2	581929	L= 1.698
			→	▣; 02/02→ 05/04; Fahrzeugproduktionsland Großbritannien; Scheibenbremse	24.3727-1929.2	581929	L= 1.698
1.6 VVT-i (ZZE121_)	81	01/02→08/07	←	↑; 08/02→ 05/04; Fahrzeugproduktionsland Großbritannien; Scheibenbremse	24.3727-1919.2	581919	L= 398
			←	↑; → 05/04; Fahrzeugproduktionsland Japan; Scheibenbremse	24.3727-1919.2	581919	L= 398
			←	↑; 06/04→ 10/06; Scheibenbremse	24.3727-1919.2	581919	L= 398
			←	↑; 02/04→ 10/06; Scheibenbremse	24.3727-1919.2	581919	L= 398
			→	□; → 05/04; Fahrzeugproduktionsland Japan; Scheibenbremse	24.3727-1926.2	581926	L= 1.616
			→	▣; → 05/04; Fahrzeugproduktionsland Japan; Scheibenbremse	24.3727-1927.2	581927	L= 1.688
			→	□; 08/02→ 05/04; Fahrzeugproduktionsland Großbritannien; Scheibenbremse	24.3727-1928.2	581928	L= 1.637
			→	□; 06/04→ 10/06; Scheibenbremse	24.3727-1928.2	581928	L= 1.637
			→	□; 02/04→ 10/06; Scheibenbremse	24.3727-1928.2	581928	L= 1.637
			→	▣; 08/02→ 05/04; Fahrzeugproduktionsland Großbritannien; Scheibenbremse	24.3727-1929.2	581929	L= 1.698
			→	▣; 06/04→ 10/06; Scheibenbremse	24.3727-1929.2	581929	L= 1.698
→	▣; 02/04→ 10/06; Scheibenbremse	24.3727-1929.2	581929	L= 1.698			
2.0 D-4D (CDE120_)	66	01/02→02/07	←	↑; → 05/04; Fahrzeugproduktionsland Japan; Scheibenbremse	24.3727-1919.2	581919	L= 398
			←	↑; 08/02→ 05/04; Fahrzeugproduktionsland Großbritannien; Scheibenbremse	24.3727-1919.2	581919	L= 398
			→	□; → 05/04; Fahrzeugproduktionsland Japan; Scheibenbremse	24.3727-1926.2	581926	L= 1.616
			→	▣; → 05/04; Fahrzeugproduktionsland Japan; Scheibenbremse	24.3727-1927.2	581927	L= 1.688
			→	□; 08/02→ 05/04; Fahrzeugproduktionsland Großbritannien; Scheibenbremse	24.3727-1928.2	581928	L= 1.637
			→	▣; 08/02→ 05/04; Fahrzeugproduktionsland Großbritannien; Scheibenbremse	24.3727-1929.2	581929	L= 1.698
2.0 D-4D (CDE120_)	85	04/04→02/07	←	↑; 06/04→ 10/06; Scheibenbremse	24.3727-1919.2	581919	L= 398
			←	↑; → 05/04; Fahrzeugproduktionsland Großbritannien; Scheibenbremse	24.3727-1919.2	581919	L= 398
↓							












	kw					! #		
TOYOTA - COROLLA Kombi (E12_) 03/01→12/08								
 Seilzug, Feststellbremse								
2.0 D-4D (CDE120_)	85	04/04→02/07	→	☐; → 05/04; Fahrzeugproduktionsland Groß Britan- nien; Scheibenbremse		24.3727-1928.2	581928	L= 1.637
			→	☐; 06/04→ 10/06; Scheibenbremse		24.3727-1928.2	581928	L= 1.637
			→	☐; → 05/04; Fahrzeugproduktionsland Groß Britan- nien; Scheibenbremse		24.3727-1929.2	581929	L= 1.698
			→	☐; 06/04→ 10/06; Scheibenbremse		24.3727-1929.2	581929	L= 1.698
TOYOTA - COROLLA Liftback (E10_) 05/92→12/99								
 Radbremszylinder								
1.3 XLI (EE101_)	65	07/92→04/97	→	☐		24.3217-1733.3	020559	Ø 17,46 ALU
1.6 GLI (AE101_)	84	07/92→04/97	→			24.3219-1729.3	020446	Ø 19,05 GG
2.0 D (CE100_)	53	07/92→04/97	→	☐		24.3217-1734.3	020560	Ø 17,46 ALU
			→			24.3219-1730.3	020447	Ø 19,05 GG
Zubehörsatz, Bremsbacken								
1.3 XLI (EE101_)	65	07/92→04/97	→			03.0137-9114.2	669114	
1.6 GLI (AE101_)	84	07/92→04/97	→					
2.0 D (CE100_)	53	07/92→04/97	→					
 Bremsstrommel								
1.3 XLI (EE101_)	65	07/92→04/97	→			24.0220-0023.1	480084	Ø 200,0 x 56 / 201
1.6 GLI (AE101_)	84	07/92→04/97	→					
2.0 D (CE100_)	53	07/92→04/97	→					
 Bremsbackensatz								
1.3 XLI (EE101_)	65	07/92→04/97	→			03.0137-0221.2	650221	Ø 200 x 37
1.6 GLI (AE101_)	84	07/92→04/97	→			03.0137-0313.2	650313	Ø 200 x 37
2.0 D (CE100_)	53	07/92→04/97	→					
 Seilzug, Feststellbremse								
1.3 XLI (EE101_)	65	07/92→04/97	→	☐; → 05/93; Trommelbremse		24.3727-1907.2	581907	L= 1.585
1.6 GLI (AE101_)	84	07/92→04/97	→			24.3727-1908.2	581908	L= 1.603
2.0 D (CE100_)	53	07/92→04/97	→	☐; → 05/93; Trommelbremse				
TOYOTA - COROLLA Liftback (E11_) 04/97→01/02								
 Radbremszylinder								
1.4 (EE111_)	63	05/97→09/99	→	☐		24.3219-1729.3	020446	Ø 19,05 GG
			→	☐		24.3219-1730.3	020447	Ø 19,05 GG
1.4 (ZZE111_)	71	10/99→01/02	→	☐; → 12/01		24.3219-1729.3	020446	Ø 19,05 GG
1.6 (ZZE112_)	81	02/00→01/02	→			24.3219-1730.3	020447	Ø 19,05 GG
1.9 D (WZE110_)	51	02/00→01/02	→	☐; → 12/01				
1.6 (AE111_)	81	05/97→02/00	→	☐; → 01/00		24.3219-1729.3	020446	Ø 19,05 GG
1.6 Aut. (AE111_)	79	05/97→02/00	→	☐; → 01/00		24.3219-1730.3	020447	Ø 19,05 GG
2.0 D (CE110)	53	04/97→02/00	→	☐; 05/97→ 01/00		24.3219-1729.3	020446	Ø 19,05 GG
			→	☐; 05/97→ 01/00		24.3219-1730.3	020447	Ø 19,05 GG
Zubehörsatz, Bremsbacken								
1.4 (EE111_)	63	05/97→09/99	→			03.0137-9114.2	669114	
			→			03.0137-9301.2	669301	TRW
1.4 (ZZE111_)	71	10/99→01/02	→	→ 12/01		03.0137-9114.2	669114	
1.6 (ZZE112_)	81	02/00→01/02	→			03.0137-9301.2	669301	TRW
1.9 D (WZE110_)	51	02/00→01/02	→					
1.6 (AE111_)	81	05/97→02/00	→	→ 01/00		03.0137-9114.2	669114	
1.6 Aut. (AE111_)	79	05/97→02/00	→			03.0137-9301.2	669301	TRW
2.0 D (CE110)	53	04/97→02/00	→	05/97→ 01/00		03.0137-9114.2	669114	
			→			03.0137-9301.2	669301	TRW
 Bremsstrommel								
1.4 (EE111_)	63	05/97→09/99	→			24.0220-0023.1	480084	Ø 200,0 x 56 / 201
1.4 (ZZE111_)	71	10/99→01/02	→	→ 12/01		24.0220-0023.1	480084	Ø 200,0 x 56 / 201
1.6 (ZZE112_)	81	02/00→01/02	→					
1.9 D (WZE110_)	51	02/00→01/02	→					
1.6 (AE111_)	81	05/97→02/00	→	09/98→		24.0220-0023.1	480084	Ø 200,0 x 56 / 201
1.6 Aut. (AE111_)	79	05/97→02/00	→					
2.0 D (CE110)	53	04/97→02/00	→	05/97→ 01/00		24.0220-0023.1	480084	Ø 200,0 x 56 / 201
↓								















	kw			 	! #		
TOYOTA - COROLLA Liftback (_E11_) 04/97→01/02							
 Bremsbackensatz							
1.4 (EE111_)	63	05/97→09/99	➔			03.0137-0313.2 650313	Ø 200 x 37
			➔	Fahrzeugproduktionsland Großbritannien		03.0137-0375.2 650375	TRW Ø 200 x 37 + HEB
1.4 (ZZE111_)	71	10/99→01/02	➔	→ 12/01		03.0137-0313.2 650313	Ø 200 x 37
1.6 (ZZE112_)	81	02/00→01/02	➔	→ 12/01;		03.0137-0375.2 650375	TRW Ø 200 x 37 + HEB
1.9 D (WZE110_)	51	02/00→01/02	➔	Fahrzeugproduktionsland Großbritannien			
1.6 (AE111_)	81	05/97→02/00	➔	→ 01/00		03.0137-0313.2 650313	Ø 200 x 37
1.6 Aut. (AE111_)	79	05/97→02/00	➔	→ 01/00;		03.0137-0375.2 650375	TRW Ø 200 x 37 + HEB
			➔	Fahrzeugproduktionsland Großbritannien			
2.0 D (CE110)	53	04/97→02/00	➔	05/97→ 01/00		03.0137-0313.2 650313	Ø 200 x 37
			➔	05/97→ 01/00;		03.0137-0375.2 650375	TRW Ø 200 x 37 + HEB
			➔	Fahrzeugproduktionsland Großbritannien			
 Seilzug, Feststellbremse							
1.4 (EE111_)	63	05/97→09/99	←	 ; 08/98→; Scheibenbremse		24.3727-1918.2 581918	L= 292
			←	 ; → 07/98; Trommelbremse		24.3727-1918.2 581918	L= 292
			➔	 ; → 07/98; Trommelbremse		24.3727-1907.2 581907	L= 1.585
			➔	 ; → 07/98; Trommelbremse		24.3727-1908.2 581908	L= 1.603
			➔	 ; 08/98→; Scheibenbremse		24.3727-1922.2 581922	L= 1.448
			➔	 ; 08/98→; Scheibenbremse		24.3727-1923.2 581923	L= 1.457
1.4 (ZZE111_)	71	10/99→01/02	←	 ; → 12/01; Scheibenbremse		24.3727-1918.2 581918	L= 292
			←	 ; → 12/01; Trommelbremse		24.3727-1918.2 581918	L= 292
			➔	 ; → 12/01; Trommelbremse		24.3727-1907.2 581907	L= 1.585
			➔	 ; → 12/01; Trommelbremse		24.3727-1908.2 581908	L= 1.603
			➔	 ; → 12/01; Scheibenbremse;		24.3727-1922.2 581922	L= 1.448
			➔	Fahrzeugproduktionsland Japan			
			➔	 ; → 12/01; Scheibenbremse;		24.3727-1923.2 581923	L= 1.457
			➔	Fahrzeugproduktionsland Japan			
1.6 (AE111_)	81	05/97→02/00	←	 ; 08/98→ 01/00; Scheibenbremse		24.3727-1918.2 581918	L= 292
1.6 Aut. (AE111_)	79	05/97→02/00	←	 ; → 07/98; Trommelbremse		24.3727-1918.2 581918	L= 292
			➔	 ; → 07/98; Trommelbremse		24.3727-1907.2 581907	L= 1.585
			➔	 ; → 07/98; Trommelbremse		24.3727-1908.2 581908	L= 1.603
			➔	 ; 08/98→ 01/00; Scheibenbremse		24.3727-1922.2 581922	L= 1.448
			➔	 ; 08/98→ 01/00; Scheibenbremse		24.3727-1923.2 581923	L= 1.457
1.6 (ZZE112_)	81	02/00→01/02	←	 ; → 12/01; Scheibenbremse		24.3727-1918.2 581918	L= 292
1.9 D (WZE110_)	51	02/00→01/02	←	 ; → 12/01; Trommelbremse		24.3727-1918.2 581918	L= 292
			➔	 ; → 12/01; Trommelbremse		24.3727-1907.2 581907	L= 1.585
			➔	 ; → 12/01; Trommelbremse		24.3727-1908.2 581908	L= 1.603
			➔	 ; → 12/01; Scheibenbremse		24.3727-1922.2 581922	L= 1.448
			➔	 ; → 12/01; Scheibenbremse		24.3727-1923.2 581923	L= 1.457
2.0 D (CE110)	53	04/97→02/00	←	 ; 08/98→ 01/00; Scheibenbremse		24.3727-1918.2 581918	L= 292
			←	 ; 05/97→ 07/98; Trommelbremse		24.3727-1918.2 581918	L= 292
			➔	 ; 05/97→ 07/98; Trommelbremse		24.3727-1907.2 581907	L= 1.585
			➔	 ; 05/97→ 07/98; Trommelbremse		24.3727-1908.2 581908	L= 1.603
			➔	 ; 08/98→ 01/00; Scheibenbremse		24.3727-1922.2 581922	L= 1.448
			➔	 ; 08/98→ 01/00; Scheibenbremse		24.3727-1923.2 581923	L= 1.457
2.0 D-4D (CDE110_)	66	09/00→01/02	←	 ; → 12/01; Scheibenbremse		24.3727-1918.2 581918	L= 292
			➔	 ; → 12/01; Scheibenbremse		24.3727-1922.2 581922	L= 1.448
			➔	 ; → 12/01; Scheibenbremse		24.3727-1923.2 581923	L= 1.457
TOYOTA - COROLLA Stufenheck (_E12_) 08/00→03/08							
 Bremsbackensatz, Feststellbremse							
1.4 D-4D (NDE120_)	66	06/04→10/06	➔			03.0137-0464.2 650464	Ø 172 x 22 + HEB
1.4 VVT-i (ZZE120_)	71	10/01→10/06	➔	→ 05/04;		03.0137-0459.2 650459	Ø 172 x 32
			➔	Fahrzeugproduktionsland Japan			
			➔	06/04→		03.0137-0464.2 650464	Ø 172 x 22 + HEB


















	kw			 	! #		
TOYOTA - COROLLA Stufenheck (_E12_) 08/00→03/08							
 Bremsbackensatz, Feststellbremse							
1.4 VVT-i (ZZE120_)	71	10/01→10/06	➡	→ 05/04; Fahrzeugproduktionsland Groß Britan- nien		03.0137-0464.2 650464	Ø 172 x 22 + HEB
1.6 VVT-i (ZZE121_)	81	10/01→03/08	➡	01/02→ 05/04; Fahrzeugproduktionsland Japan		03.0137-0459.2 650459	Ø 172 x 32
			➡	08/02→ 05/04; Fahrzeugproduktionsland Groß Britan- nien		03.0137-0464.2 650464	Ø 172 x 22 + HEB
			➡	06/04→ 10/06		03.0137-0464.2 650464	Ø 172 x 22 + HEB
2.0 D-4D (CDE120_)	66	01/02→12/06	➡	→ 05/04; Fahrzeugproduktionsland Japan		03.0137-0459.2 650459	Ø 172 x 32
			➡	05/03→ 05/04; Fahrzeugproduktionsland Groß Britan- nien		03.0137-0464.2 650464	Ø 172 x 22 + HEB
			➡	→ 05/04; Fahrzeugproduktionsland Groß Britan- nien		03.0137-0464.2 650464	Ø 172 x 22 + HEB
2.0 D-4D (CDE120_)	85	06/04→07/07	➡	→ 10/06		03.0137-0464.2 650464	Ø 172 x 22 + HEB
Zubehörsatz, Feststellbremsbacken							
1.4 D-4D (NDE120_)	66	06/04→10/06	➡			03.0137-9294.2 669294	
1.4 VVT-i (ZZE120_)	71	10/01→10/06	➡	06/04→		03.0137-9294.2 669294	
			➡	→ 05/04; Fahrzeugproduktionsland Groß Britan- nien		03.0137-9294.2 669294	
1.6 VVT-i (ZZE121_)	81	10/01→03/08	➡	08/02→ 05/04; Fahrzeugproduktionsland Groß Britan- nien		03.0137-9294.2 669294	
			➡	06/04→ 10/06		03.0137-9294.2 669294	
2.0 D-4D (CDE120_)	66	01/02→12/06	➡	05/03→ 05/04; Fahrzeugproduktionsland Groß Britan- nien		03.0137-9294.2 669294	
			➡	→ 05/04; Fahrzeugproduktionsland Groß Britan- nien		03.0137-9294.2 669294	
2.0 D-4D (CDE120_)	85	06/04→07/07	➡	→ 10/06		03.0137-9294.2 669294	
 Seilzug, Feststellbremse							
1.4 D-4D (NDE120_)	66	06/04→10/06	←	⬆; Scheibenbremse		24.3727-1919.2 581919	L= 398
			➡	⬇; Scheibenbremse		24.3727-1928.2 581928	L= 1.637
			➡	⬇; Scheibenbremse		24.3727-1929.2 581929	L= 1.698
1.4 VVT-i (ZZE120_)	71	10/01→10/06	←	⬆; → 05/04; Fahrzeugproduktionsland Japan; Scheibenbremse		24.3727-1919.2 581919	L= 398
			←	⬆; 06/04→; Scheibenbremse		24.3727-1919.2 581919	L= 398
			←	⬆; → 05/04; Fahrzeugproduktionsland Groß Britan- nien; Scheibenbremse		24.3727-1919.2 581919	L= 398
			➡	⬇; → 05/04; Fahrzeugproduktionsland Japan; Scheibenbremse		24.3727-1926.2 581926	L= 1.616
			➡	⬇; → 05/04; Fahrzeugproduktionsland Japan; Scheibenbremse		24.3727-1927.2 581927	L= 1.688
			➡	⬇; 06/04→; Scheibenbremse		24.3727-1928.2 581928	L= 1.637
			➡	⬇; → 05/04; Fahrzeugproduktionsland Groß Britan- nien; Scheibenbremse		24.3727-1928.2 581928	L= 1.637
			➡	⬇; 06/04→; Scheibenbremse		24.3727-1929.2 581929	L= 1.698
			➡	⬇; → 05/04; Fahrzeugproduktionsland Groß Britan- nien; Scheibenbremse		24.3727-1929.2 581929	L= 1.698
1.6 VVT-i (ZZE121_)	81	10/01→03/08	←	⬆; 01/02→ 05/04; Fahrzeugproduktionsland Japan; Scheibenbremse		24.3727-1919.2 581919	L= 398
			←	⬆; 06/04→ 10/06; Scheibenbremse		24.3727-1919.2 581919	L= 398
			←	⬆; 08/02→ 05/04; Fahrzeugproduktionsland Groß Britan- nien; Scheibenbremse		24.3727-1919.2 581919	L= 398
			←	⬆; 02/04→ 10/06; Scheibenbremse		24.3727-1919.2 581919	L= 398
↓							




















	kw			 	! #		
TOYOTA - COROLLA Stufenheck (_E12_) 08/00→03/08							
 Seilzug, Feststellbremse							
1.6 VVT-i (ZZE121_)	81	10/01→03/08	➔	☐; 01/02→05/04; Fahrzeugproduktionsland Japan; Scheibenbremse	24.3727-1926.2	581926	L= 1.616
			➔	☐; 01/02→05/04; Fahrzeugproduktionsland Japan; Scheibenbremse	24.3727-1927.2	581927	L= 1.688
			➔	☐; 06/04→10/06; Scheibenbremse	24.3727-1928.2	581928	L= 1.637
			➔	☐; 02/04→10/06; Scheibenbremse	24.3727-1928.2	581928	L= 1.637
			➔	☐; 08/02→05/04; Fahrzeugproduktionsland Groß Britan- nien; Scheibenbremse	24.3727-1928.2	581928	L= 1.637
			➔	☐; 02/04→10/06; Scheibenbremse	24.3727-1929.2	581929	L= 1.698
			➔	☐; 08/02→05/04; Fahrzeugproduktionsland Groß Britan- nien; Scheibenbremse	24.3727-1929.2	581929	L= 1.698
			➔	☐; 06/04→10/06; Scheibenbremse	24.3727-1929.2	581929	L= 1.698
2.0 D-4D (CDE120_)	66	01/02→12/06	←	☐; →05/04; Fahrzeugproduktionsland Japan; Scheibenbremse	24.3727-1919.2	581919	L= 398
			←	☐; 05/03→05/04; Fahrzeugproduktionsland Groß Britan- nien; Scheibenbremse	24.3727-1919.2	581919	L= 398
			←	☐; →05/04; Fahrzeugproduktionsland Groß Britan- nien; Scheibenbremse	24.3727-1919.2	581919	L= 398
			➔	☐; →05/04; Fahrzeugproduktionsland Japan; Scheibenbremse	24.3727-1926.2	581926	L= 1.616
			➔	☐; →05/04; Fahrzeugproduktionsland Japan; Scheibenbremse	24.3727-1927.2	581927	L= 1.688
			➔	☐; 05/03→05/04; Fahrzeugproduktionsland Groß Britan- nien; Scheibenbremse	24.3727-1928.2	581928	L= 1.637
			➔	☐; →05/04; Fahrzeugproduktionsland Groß Britan- nien; Scheibenbremse	24.3727-1928.2	581928	L= 1.637
			➔	☐; 05/03→05/04; Fahrzeugproduktionsland Groß Britan- nien; Scheibenbremse	24.3727-1929.2	581929	L= 1.698
2.0 D-4D (CDE120_)	85	06/04→07/07	←	☐; →10/06; Scheibenbremse	24.3727-1919.2	581919	L= 398
			➔	☐; →10/06; Scheibenbremse	24.3727-1928.2	581928	L= 1.637
			➔	☐; →10/06; Scheibenbremse	24.3727-1929.2	581929	L= 1.698
TOYOTA - COROLLA Stufenheck (_E15_) 10/06→							
 Seilzug, Feststellbremse							
1.4 D-4D (NDE150)	66	10/06→07/14	➔	☐; 01/09→05/13; Scheibenbremse	24.3727-1957.2	581957	L= 1.886
			➔	☐; 01/09→05/13; Scheibenbremse	24.3727-1958.2	581958	L= 1.917
TOYOTA - COROLLA Verso (_E12_) 07/01→07/04							
 Bremsbackensatz, Feststellbremse							
1.6 VVT-i (ZZE121_)	81	08/01→05/04	➔		03.0137-0459.2	650459	Ø 172 x 32
1.8 VVT-i (ZZE122_)	99	12/01→05/04					
2.0 D-4D (CDE120_)	66	01/02→05/04					
 Seilzug, Feststellbremse							
1.6 VVT-i (ZZE121_)	81	08/01→05/04	←	☐; Scheibenbremse	24.3727-1917.2	581917	L= 408
1.8 VVT-i (ZZE122_)	99	12/01→05/04	➔	☐; Scheibenbremse	24.3727-1926.2	581926	L= 1.616
2.0 D-4D (CDE120_)	66	01/02→05/04					
TOYOTA - COROLLA Verso (ZER_, ZZE12_, R1_) 03/04→04/09							
 Bremsbackensatz, Feststellbremse							
1.6 (ZNR10_)	81	04/04→03/09	➔	05/04→	03.0137-3020.2	653020	Ø 180 x 32 + HEB
1.8 (ZNR11_)	95	04/04→03/09					
2.0 D-4D (CUR10_)	85	04/04→03/09					
↓							

	kw					! #		
TOYOTA - COROLLA Verso (ZER_, ZZE12_, R1_) 03/04→04/09								
 Bremsbackensatz, Feststellbremse								
2.2 D-4D (AUR10_)	100	10/05→03/09	➡			03.0137-3020.2	653020	Ø 180 x 32 + HEB
2.2 D-4D (AUR10_)	130	10/05→03/09						
 Seilzug, Feststellbremse								
1.6 (ZNR10_)	81	04/04→03/09	←	⬆; 05/04→; Scheibenbremse		24.3727-1941.2	581941	L= 276
1.8 (ZNR11_)	95	04/04→03/09				24.3727-1939.2	581939	L= 1.927
2.0 D-4D (CUR10_)	85	04/04→03/09	➡	⬇; 05/04→; Scheibenbremse		24.3727-1940.2	581940	L= 1.984
			➡	⬇; 05/04→; Scheibenbremse		24.3727-1940.2	581940	L= 1.984
2.2 D-4D (AUR10_)	100	10/05→03/09	←	⬆; Scheibenbremse		24.3727-1941.2	581941	L= 276
2.2 D-4D (AUR10_)	130	10/05→03/09				24.3727-1939.2	581939	L= 1.927
			➡	⬇; Scheibenbremse		24.3727-1940.2	581940	L= 1.984
TOYOTA - DYNA 100 Pritsche/Fahrgestell (LY1_, YY1_) 05/95→07/01								
 Bremsbackensatz								
2.4 D (LY100_)	54	05/95→07/01	➡			03.0137-0193.2	650193	Ø 254 x 52
TOYOTA - HIACE III Wagon (_H1_) 08/87→12/04								
 Radbremszylinder								
2.0 (RZH102, RZH112)	74	08/89→04/98	➡	08/95→		24.3225-1705.3	020594	Ø 25,4 GG
 Bremstrommel								
2.0 (RZH102, RZH112)	74	08/89→04/98	➡	08/95→		24.0227-0004.1	480303	Ø 270,0 x 66,5 / 272
 Bremsbackensatz								
2.0 (RZH102, RZH112)	74	08/89→04/98	➡	08/95→		03.0137-0468.2	650468	Ø 270 x 55 - HEB
TOYOTA - HIACE IV Bus (_H1_, _H2_) 08/95→								
 Radbremszylinder								
2.4 (RCH12_, RCH22_)	85	08/95→04/98	➡	→ 07/96		24.3225-1705.3	020594	Ø 25,4 GG
			➡	08/96→		24.3225-1705.3	020594	Ø 25,4 GG
2.4 4WD (RCH18_)	85	08/95→04/98	➡			24.3225-1705.3	020594	Ø 25,4 GG
2.4 D (LXH12_)	55	08/95→08/01						
2.5 D-4D (KLH12_, KLH22_)	70	09/06→12/12						
2.5 D-4D (KLH12_, KLH22_)	75	11/01→08/06						
2.5 D-4D (KLH12_)	65	11/01→08/06						
2.5 D-4D 4WD (KLH18_)	86	09/06→						
2.7 (RCH13_, RCH23_)	105	04/98→11/01						
2.4 D (LXH12_, LXH22_)	58	08/95→08/06	➡	→ 07/96		24.3225-1705.3	020594	Ø 25,4 GG
2.4 TD (LXH12_, LXH22_)	66	08/95→08/06	➡	08/96→ 08/01		24.3225-1705.3	020594	Ø 25,4 GG
2.4 TD 4WD (LXH18_, LXH28_)	66	08/95→08/06	➡	→ 08/01		24.3225-1705.3	020594	Ø 25,4 GG
2.5 D-4D (KLH12_, KLH22_)	86	08/06→12/12	➡	09/06→		24.3225-1705.3	020594	Ø 25,4 GG
2.5 D-4D 4WD (KLH18_)	75	08/01→07/06	➡	11/01→		24.3225-1705.3	020594	Ø 25,4 GG
2.7 (RCH13_, RCH23_)	106	11/01→12/06	➡	→ 06/06		24.3225-1705.3	020594	Ø 25,4 GG
2.7 4WD (RCH19_)	105	04/98→08/06						
2.7 4WD (RCH19_)	106	07/99→						
 Bremstrommel								
2.4 (RCH12_, RCH22_)	85	08/95→04/98	➡			24.0227-0004.1	480303	Ø 270,0 x 66,5 / 272
2.4 D (LXH12_)	55	08/95→08/01						
2.5 D-4D (KLH12_, KLH22_)	70	09/06→12/12						
2.7 (RCH13_, RCH23_)	105	04/98→11/01						
2.4 D (LXH12_, LXH22_)	58	08/95→08/06	➡	→ 08/01		24.0227-0004.1	480303	Ø 270,0 x 66,5 / 272
2.4 TD (LXH12_, LXH22_)	66	08/95→08/06						
2.5 D-4D (KLH12_, KLH22_)	86	08/06→12/12	➡	09/06→		24.0227-0004.1	480303	Ø 270,0 x 66,5 / 272
2.7 (RCH13_, RCH23_)	106	11/01→12/06	➡	→ 06/06		24.0227-0004.1	480303	Ø 270,0 x 66,5 / 272
 Bremsbackensatz								
2.4 (RCH12_, RCH22_)	85	08/95→04/98	➡			03.0137-0468.2	650468	Ø 270 x 55 - HEB
2.4 4WD (RCH18_)	85	08/95→04/98						
2.4 D (LXH12_)	55	08/95→08/01						
↓								













	kw			 	! #		
TOYOTA - HIACE IV Bus (_H1_, _H2_) 08/95→							
 Bremsbackensatz							
2.5 D-4D (KLH12_, KLH22_) 2.5 D-4D (KLH12_, KLH22_) 2.5 D-4D (KLH12_) 2.5 D-4D 4WD (KLH18_) 2.7 (RCH13_, RCH23_)	70 75 65 86 105	09/06→12/12 11/01→08/06 11/01→08/06 09/06→ 04/98→11/01	➔			03.0137-0468.2 650468	Ø 270 x 55 - HEB
2.4 D (LXH12_, LXH22_) 2.4 TD (LXH12_, LXH22_) 2.4 TD 4WD (LXH18_, LXH28_)	58 66 66	08/95→08/06 08/95→08/06 08/95→08/06	➔	→ 08/01		03.0137-0468.2 650468	Ø 270 x 55 - HEB
2.5 D-4D (KLH12_, KLH22_) 2.5 D-4D 4WD (KLH18_)	86 75	08/06→12/12 08/01→07/06	➔	09/06→ 11/01→		03.0137-0468.2 650468	Ø 270 x 55 - HEB
2.7 (RCH13_, RCH23_) 2.7 4WD (RCH19_) 2.7 4WD (RCH19_)	106 105 106	11/01→12/06 04/98→08/06 07/99→	➔	→ 06/06		03.0137-0468.2 650468	Ø 270 x 55 - HEB
TOYOTA - HIACE IV Kasten (LXH1_, RZH1_, LH1_) 08/95→							
 Radbremszylinder							
2.4 (RCH12_, RCH22_) 2.4 4WD (RCH18_, RCH28_) 2.5 D-4D (KLH12_, KLH22_) 2.5 D-4D (KLH12_, KLH22_) 2.5 D-4D (KLH12_, KLH22_) 2.5 D-4D (KLH12_, KLH22_) 2.5 D-4D 4WD (KLH18_, KLH28_) 2.5 D-4D 4WD (KLH28_, KLH18_)	85 85 65 70 75 86 75 86	08/95→11/03 08/95→04/98 11/01→08/06 09/06→ 11/01→08/06 09/06→ 11/01→08/06 09/06→12/12	➔			24.3225-1705.3 020594	Ø 25,4 GG
2.4 D (LXH12_, LXH22_) 2.4 TD (LXH12_, LXH22_) 2.4 TD 4WD (LXH18_, LXH28_)	58 66 66	08/95→12/01 08/95→08/06 08/95→08/06	➔	→ 07/96 08/96→ 08/01 → 08/01		24.3225-1705.3 020594	Ø 25,4 GG Ø 25,4 GG Ø 25,4 GG
2.7 (RCH13_, RCH23_) 2.7 4WD (RCH19_, RCH29_)	105 106	04/98→08/06 04/98→	➔	→ 06/06		24.3225-1705.3 020594	Ø 25,4 GG
 Bremstrommel							
2.4 (RCH12_, RCH22_) 2.5 D-4D (KLH12_, KLH22_) 2.5 D-4D (KLH12_, KLH22_)	85 70 86	08/95→11/03 09/06→ 09/06→	➔			24.0227-0004.1 480303	Ø 270,0 x 66,5 / 272
2.4 D (LXH12_, LXH22_) 2.4 TD (LXH12_, LXH22_) 2.7 (RCH13_, RCH23_)	58 66 105	08/95→12/01 08/95→08/06 04/98→08/06	➔	→ 08/01 → 06/06		24.0227-0004.1 480303	Ø 270,0 x 66,5 / 272 Ø 270,0 x 66,5 / 272
 Bremsbackensatz							
2.4 (RCH12_, RCH22_) 2.4 4WD (RCH18_, RCH28_) 2.5 D-4D (KLH12_, KLH22_) 2.5 D-4D (KLH12_, KLH22_) 2.5 D-4D (KLH12_, KLH22_) 2.5 D-4D (KLH12_, KLH22_) 2.5 D-4D 4WD (KLH18_, KLH28_) 2.5 D-4D 4WD (KLH28_, KLH18_)	85 85 65 70 75 86 75 86	08/95→11/03 08/95→04/98 11/01→08/06 09/06→ 11/01→08/06 09/06→ 11/01→08/06 09/06→12/12	➔			03.0137-0468.2 650468	Ø 270 x 55 - HEB
2.4 D (LXH12_, LXH22_) 2.4 TD (LXH12_, LXH22_) 2.4 TD 4WD (LXH18_, LXH28_)	58 66 66	08/95→12/01 08/95→08/06 08/95→08/06	➔	→ 08/01		03.0137-0468.2 650468	Ø 270 x 55 - HEB
2.7 (RCH13_, RCH23_) 2.7 4WD (RCH19_, RCH29_)	105 106	04/98→08/06 04/98→	➔	→ 06/06		03.0137-0468.2 650468	Ø 270 x 55 - HEB


















	kw					! #		
TOYOTA - HILUX V Pick-up (_N_, KZN1_, VZN1_) 09/88→01/99								
 Radbremszylinder								
1.8 (YN5_, YN8_, YN85) 2.4 D (LN85_, LN110, Ln90)	61 61	09/88→06/98 09/88→08/97	➡	→ 07/97			24.3222-1740.3 020566	Ø 22,2 GG
2.4 D (LN90_) 2.4 D 4WD (LN1_) 2.4 D 4WD (LN110_)	58 61 58	03/95→08/97 09/88→08/97 01/94→12/97						
2.4 D (LN5_, LN85, LN90) 2.4 i 4WD (RN106_, RN110_)	55 84	10/88→07/97 01/89→07/97	➡				24.3222-1740.3 020566	Ø 22,2 GG
 Bremsbackensatz								
1.8 (YN5_, YN8_, YN85)	61	09/88→06/98	➡	→ 07/97			03.0137-0226.2 650226	Ø 254 x 58
2.4 D (LN5_, LN85, LN90)	55	10/88→07/97	➡				03.0137-0226.2 650226 03.0137-0308.2 650308	Ø 254 x 58 Ø 295 x 51
2.4 D (LN85_, LN110, Ln90) 2.4 D (LN90_)	61 58	09/88→08/97 03/95→08/97	➡	→ 07/97			03.0137-0226.2 650226 03.0137-0308.2 650308	Ø 254 x 58 Ø 295 x 51
2.4 D 4WD (LN1_) 2.4 D 4WD (LN110_)	61 58	09/88→08/97 01/94→12/97	➡	→ 07/97			03.0137-0308.2 650308	Ø 295 x 51
2.4 i 4WD (RN106_, RN110_)	84	01/89→07/97	➡				03.0137-0308.2 650308	Ø 295 x 51
TOYOTA - HILUX VI Pick-up (_N1_) 08/94→03/06								
 Radbremszylinder								
2.4 D (LN145, LN150) 2.4 D (LN150, LN145)	58 55	08/97→07/05 08/97→04/05	➡				24.3225-1705.3 020594	Ø 25,4 GG
2.5 D-4D (KDN145, KDN150)	65	11/01→07/05						
2.4 i 4WD (RZN14_, RZN16_, RZN19_)	103	08/97→10/05	➡	→ 07/01			24.3222-1730.3 020533	Ø 22,2 GG
2.4 TD 4WD (LN165_, LN170_, LN190_) 2.5 D-4D 4WD (KDN165_, KDN170_, KDN190_)	66 75	08/98→01/02 11/01→07/05	➡				24.3222-1730.3 020533	Ø 22,2 GG
 Bremsbackensatz								
2.4 i 4WD (RZN14_, RZN16_, RZN19_)	103	08/97→10/05	➡	→ 07/01			03.0137-0308.2 650308	Ø 295 x 51
2.4 TD 4WD (LN165_, LN170_, LN190_) 2.5 D-4D 4WD (KDN165_, KDN170_, KDN190_)	66 75	08/98→01/02 11/01→07/05	➡				03.0137-0308.2 650308	Ø 295 x 51
TOYOTA - HILUX VII Pick-up (_N1_, _N2_, _N3_) 08/04→								
 Radbremszylinder								
2.5 D-4D 4WD (KUN25_)	88	06/06→05/15	➡				24.3222-1746.3 020582	Ø 22,2 ALU
2.5 D-4D 4WD (KUN25, KUN10)	106	12/07→05/15						
2.5 D 4WD (KUN25_) 3.0 D-4D 4WD (KUN26)	75 126	03/05→05/15 08/05→05/15						
 Bremstrommel								
2.5 D-4D 4WD (KUN25_)	88	06/06→05/15	➡				24.0229-5003.1 480306	Ø 295,0 x 67 / 297
2.5 D-4D 4WD (KUN25, KUN10)	106	12/07→05/15						
2.5 D 4WD (KUN25_) 3.0 D-4D 4WD (KUN26)	75 126	03/05→05/15 08/05→05/15						
 Bremsbackensatz								
2.5 D-4D (KUN15_)	75	03/05→05/15	➡	06/06→			03.0137-0483.2 650483	Ø 254 x 51 - HEB
2.5 D-4D (KUN15_) 2.5 D-4D 4WD (KUN25_)	88 94	05/11→05/15 11/04→12/05	➡				03.0137-0483.2 650483	Ø 254 x 51 - HEB
2.5 D-4D 4WD (KUN25_) 2.5 D-4D 4WD (KUN25, KUN10)	88 106	06/06→05/15 12/07→05/15	➡				03.0137-0485.2 650485	Ø 295 x 62 - HEB
2.5 D 4WD (KUN25_) 3.0 D-4D 4WD (KUN26)	75 126	03/05→05/15 08/05→05/15						














	kw					! #		
TOYOTA - HILUX VIII Pick-up (_N1_) 05/15→								
 Radbremsszylinder								
2.4 D (GUN112_, GUN122_, GUN135_) 2.4 D 4WD (GUN125_)	110	05/15→	➔	Fahrzeugproduktionsland Thailand	2	24.3222-1746.3	020582	Ø 22,2 ALU
 Bremstrommel								
2.4 D (GUN112_, GUN122_, GUN135_) 2.4 D 4WD (GUN125_)	110	05/15→	➔	Fahrzeugproduktionsland Thailand		24.0229-5003.1	480306	Ø 295,0 x 67 / 297
 Bremsbackensatz								
2.4 D (GUN112_, GUN122_, GUN135_) 2.4 D 4WD (GUN125_)	110	05/15→	➔	Fahrzeugproduktionsland Thailand		03.0137-0485.2	650485	Ø 295 x 62 - HEB
TOYOTA - IQ (_J1_) 11/08→12/15								
 Radbremsszylinder								
1.0 (KGJ10_) 1.33 (NGJ10_) 1.4 D-4D (NUJ10_) EV	50 72 66 47	01/09→12/15 01/09→12/15 01/09→12/15 09/12→12/15	➔ ➔ ➔ ➔	☐; - ABS ☐; - ABS		24.3217-1721.3 24.3217-1722.3 24.3220-1739.3	020489 020490 020546	Ø 17,46 ALU Ø 17,46 ALU Ø 20,64 ALU
Zubehörsatz, Bremsbacken								
EV	47	09/12→12/15	➔			03.0137-9280.2	669280	
 Bremsbackensatz								
EV	47	09/12→12/15	➔			03.0137-0528.2	650528	Ø 228 x 37 - HEB
TOYOTA - LAND CRUISER 100 (_J1_) 01/98→07/08								
 Bremsbackensatz, Feststellbremse								
4.2 TD (HDJ100_) 4.7 (UZJ100_) 4.7 (UZJ100)	150 173 175	01/98→08/07 01/98→08/07 02/02→08/07	➔ ➔ ➔			03.0137-3008.2	653008	Ø 230 x 45 - HEB Ø 230 x 45 - HEB
TOYOTA - LAND CRUISER 90 (_J9_) 04/95→								
 Bremsbackensatz, Feststellbremse								
3.0 D-4D 4WD (KDJ90_, KDJ95_) 3.0 TD (KZJ90_, KZJ95_) 3.4 i 24V (VZJ90_, VZJ95_)	120 92 131	08/00→08/02 04/96→12/02 03/96→08/02	➔ ➔ ➔		→ 07/00 04/96→	03.0137-3007.2	653007	Ø 209 x 45 - HEB Ø 209 x 45 - HEB Ø 209 x 45 - HEB
TOYOTA - LAND CRUISER Hardtop (_J7_) 09/85→08/01								
Zubehörsatz, Bremsbacken								
2.4 TD (LJ70_)	66	07/90→05/96	➔	→ 04/93		03.0137-9115.2	669115	
 Bremsbackensatz								
2.4 TD (LJ70_)	66	07/90→05/96	➔	→ 04/93 05/93→		03.0137-0193.2	650193	Ø 254 x 52 Ø 295 x 51
TOYOTA - LAND CRUISER PRADO (_J12_) 09/02→12/10								
 Bremsbackensatz, Feststellbremse								
3.0 D-4D (KDJ120_) 4.0 (GRJ120, GRJ125) 3.0 D-4D (KDJ120, KDJ125) 3.0 D-4D (KZJ12) 3.0 D-4D (KDJ120, KDJ125) 3.0 D-4D (KDJ120, KDJ125)	150 183 120 92 122 127	08/04→07/09 12/02→12/10 09/02→08/09 09/02→07/09 07/04→08/09 09/02→12/10	➔ ➔ ➔ ➔ ➔ ➔		01/03→ 01/05→ 10/06 11/06→	03.0137-3007.2	653007	Ø 209 x 45 - HEB Ø 209 x 45 - HEB Ø 209 x 45 - HEB Ø 209 x 45 - HEB
TOYOTA - LAND CRUISER PRADO (_J15_) 07/09→								
 Bremsbackensatz, Feststellbremse								
2.8 D-4D (GDJ150_, GDJ155_) 3.0 D-4D (KDJ155_, KDJ150_) 3.0 D-4D (KDJ150_) ↓	130 140 127	06/15→ 08/09→ 08/09→			03/10→	03.0137-3007.2	653007	Ø 209 x 45 - HEB Ø 209 x 45 - HEB











	kw					! #		
TOYOTA - LAND CRUISER PRADO (_J15_) 07/09→								
 Bremsbackensatz, Feststellbremse								
4.0 V6 VVT-i (GRJ150_, GRJ125_)	207	08/09→		01/10→		03.0137-3007.2	653007	Ø 209 x 45 - HEB
TOYOTA - PASEO Cabriolet (EL54_) 10/96→01/98								
 Radbremszylinder								
1.5 (EL54_)	66	10/96→01/98	→			24.3217-1733.3	020559	Ø 17,46 ALU
			→			24.3217-1734.3	020560	Ø 17,46 ALU
Zubehörsatz, Bremsbacken								
1.5 (EL54_)	66	10/96→01/98	→			03.0137-9080.2	669080	
 Bremsbackensatz								
1.5 (EL54_)	66	10/96→01/98	→			03.0137-0257.2	650257	Ø 180 x 28
 Seilzug, Feststellbremse								
1.5 (EL54_)	66	10/96→01/98	←	↑; 01/98→; Trommelbremse		24.3727-1913.2	581913	L= 258
			←	↑; → 12/97; Trommelbremse		24.3727-1913.2	581913	L= 258
TOYOTA - PASEO Coupe (EL54_) 08/95→12/99								
 Radbremszylinder								
1.5 (EL54_)	66	08/95→06/99	→			24.3217-1733.3	020559	Ø 17,46 ALU
			→			24.3217-1734.3	020560	Ø 17,46 ALU
Zubehörsatz, Bremsbacken								
1.5 (EL54_)	66	08/95→06/99	→			03.0137-9080.2	669080	
 Bremsbackensatz								
1.5 (EL54_)	66	08/95→06/99	→			03.0137-0257.2	650257	Ø 180 x 28
 Seilzug, Feststellbremse								
1.5 (EL54_)	66	08/95→06/99	←	↑; 01/98→; Trommelbremse		24.3727-1913.2	581913	L= 258
			←	↑; → 12/97; Trommelbremse		24.3727-1913.2	581913	L= 258
TOYOTA - PICNIC (_XM1_) 05/96→12/01								
 Bremsbackensatz								
2.0 (SXM10_)	90	06/00→12/01	→			03.0137-0398.2	650398	Ø 229 x 42 + HEB
2.0 16V (SXM10_)	94	08/96→09/00						
2.2 D (CMX10_)	66	08/97→12/01	→	09/97→		03.0137-0398.2	650398	Ø 229 x 42 + HEB
TOYOTA - PREVIA (_R1_, _R2_) 01/90→08/00								
 Bremstrommel								
2.4 (TCR11_, TCR10_)	97	05/90→08/00	→	- ABS		24.0225-4010.1	480126	Ø 254,0 x 63 / 256
 Bremsbackensatz								
2.4 4WD (TCR21_, TCR20_)	97	01/90→08/00	→	- ABS		03.0137-0193.2	650193	Ø 254 x 52
 Bremsbackensatz, Feststellbremse								
2.4 (TCR11_, TCR10_)	97	05/90→08/00	→	+ ABS		03.0137-0400.2	650400	Ø 190 x 45
2.4 4WD (TCR21_, TCR20_)	97	01/90→08/00						
Zubehörsatz, Feststellbremsbacken								
2.4 (TCR11_, TCR10_)	97	05/90→08/00	→	+ ABS		03.0137-9272.2	669272	
2.4 4WD (TCR21_, TCR20_)	97	01/90→08/00						
TOYOTA - PREVIA (_R3_) 02/00→02/06								
 Bremsbackensatz, Feststellbremse								
2.0 D-4D (CLR30_)	85	03/01→01/06	→	→ 12/05		03.0137-0400.2	650400	Ø 190 x 45
2.4 (ACR30)	115	02/00→02/06						
Zubehörsatz, Feststellbremsbacken								
2.0 D-4D (CLR30_)	85	03/01→01/06	→	→ 12/05		03.0137-9272.2	669272	
2.4 (ACR30)	115	02/00→02/06						











	kw					! #		
TOYOTA - PRIUS Liftback (_W2_) 09/03→12/09								
Bremsbackensatz, Feststellbremse								
1.5 Hybrid (NHW20_)	57	09/03→12/09	➔			03.0137-0459.2	650459	Ø 172 x 32
Seilzug, Feststellbremse								
1.5 Hybrid (NHW20_)	57	09/03→12/09	➔	<input type="checkbox"/> ; Scheibenbremse		24.3727-1948.2	581948	L= 1.775
			➔	<input type="checkbox"/> ; Scheibenbremse		24.3727-1949.2	581949	L= 1.715
TOYOTA - PRIUS PLUS (_W4_) 05/11→								
Bremsbackensatz, Feststellbremse								
1.8 Hybrid (ZVW40W, ZVW41W)	73	05/11→				03.0137-3050.2	653050	Ø 180 x 37 - HEB
TOYOTA - PRIUS Stufenheck (_W1_) 05/00→01/04								
Bremsbackensatz, Feststellbremse								
1.5 Hybrid (NHW1_)	53	05/00→01/04	➔			03.0137-0459.2	650459	Ø 172 x 32
TOYOTA - PROACE Kasten/Kombi (MDX_) 06/13→03/16								
Radbremsszylinder								
1.6 D (MDX9_)	66	06/13→03/16	➔			24.3222-1726.3	020518	TRW Ø 22,2 ALU
2.0 D (MDX3_)	94	06/13→03/16						
2.0 D (MDX6_)	120	06/13→03/16						
Zubehörsatz, Bremsbacken								
1.6 D (MDX9_)	66	06/13→03/16	➔			03.0137-9291.2	669291	
2.0 D (MDX3_)	94	06/13→03/16						
2.0 D (MDX6_)	120	06/13→03/16						
Bremsbackensatz								
1.6 D (MDX9_)	66	06/13→03/16	➔			03.0137-0334.2	650334	TRW Ø 254 x 57 + HEB
2.0 D (MDX3_)	94	06/13→03/16				03.0520-7122.3	697122	TRW Ø 254 x 57 Ø 22,2 + RZ / + Zub TopKit
2.0 D (MDX6_)	120	06/13→03/16						
TOYOTA - RAV 4 I (_A1_) 01/94→09/00								
Radbremsszylinder								
2.0 4WD (SXA10_)	94	07/96→06/00	➔			24.3217-1728.3	020534	Ø 17,46 GG
2.0 4WD (SXA10)	95	06/94→06/00						
Bremstrommel								
2.0 4WD (SXA10_)	94	07/96→06/00	➔			24.0222-8008.1	480304	Ø 228,6 x 52,1 / 230,6
2.0 4WD (SXA10)	95	06/94→06/00						
Bremsbackensatz								
2.0 4WD (SXA10_)	94	07/96→06/00	➔			03.0137-0318.2	650318	Ø 229 x 41
2.0 4WD (SXA10)	95	06/94→06/00						
Seilzug, Feststellbremse								
2.0 4WD (SXA10_)	94	07/96→06/00	←	<input type="checkbox"/> ; Trommelbremse		24.3727-1913.2	581913	L= 258
2.0 4WD (SXA10)	95	06/94→06/00	➔	<input type="checkbox"/> ; Trommelbremse		24.3727-1945.2	581945	L= 1.345
			➔	<input type="checkbox"/> ; Trommelbremse		24.3727-1946.2	581946	L= 1.340
TOYOTA - RAV 4 I Cabrio (_A1_) 12/97→06/00								
Radbremsszylinder								
2.0 4WD (SXA11)	94	12/97→06/00	➔			24.3217-1728.3	020534	Ø 17,46 GG
Bremstrommel								
2.0 4WD (SXA11)	94	12/97→06/00	➔			24.0222-8008.1	480304	Ø 228,6 x 52,1 / 230,6
Bremsbackensatz								
2.0 4WD (SXA11)	94	12/97→06/00	➔			03.0137-0318.2	650318	Ø 229 x 41
Seilzug, Feststellbremse								
2.0 4WD (SXA11)	94	12/97→06/00	←	<input type="checkbox"/> ; Trommelbremse		24.3727-1913.2	581913	L= 258
			➔	<input type="checkbox"/> ; Trommelbremse		24.3727-1945.2	581945	L= 1.345
			➔	<input type="checkbox"/> ; Trommelbremse		24.3727-1946.2	581946	L= 1.340











	kw				! #		
TOYOTA - RAV 4 II (_A2_) 05/00→11/05							
 Bremstrommel							
1.8 (ZCA25_, ZCA26_)	92	08/00→11/05	➡	02/01→; - ABS		24.0222-8008.1 480304	Ø 228,6 x 52,1 / 230,6
2.0 4WD (ACA21, ACA20)	110	05/00→11/05	➡	- ABS		24.0222-8008.1 480304	Ø 228,6 x 52,1 / 230,6
2.0 D 4WD (CLA20_, CLA21_)	85	05/01→11/05	➡	09/01→; - ABS		24.0222-8008.1 480304	Ø 228,6 x 52,1 / 230,6
 Bremsbackensatz							
1.8 (ZCA25_, ZCA26_)	92	08/00→11/05	➡	02/01→ 07/02; - ABS		03.0137-0318.2 650318	Ø 229 x 41
			➡	08/02→; - ABS		03.0137-0448.2 650448	Ø 228 x 42 - HEB
2.0 4WD (ACA21, ACA20)	110	05/00→11/05	➡	→ 07/02; - ABS		03.0137-0318.2 650318	Ø 229 x 41
			➡	08/02→; - ABS		03.0137-0448.2 650448	Ø 228 x 42 - HEB
2.0 D 4WD (CLA20_, CLA21_)	85	05/01→11/05	➡	09/01→ 07/02; - ABS		03.0137-0318.2 650318	Ø 229 x 41
			➡	08/02→; - ABS		03.0137-0448.2 650448	Ø 228 x 42 - HEB
 Bremsbackensatz, Feststellbremse							
1.8 (ZCA25_, ZCA26_)	92	08/00→11/05	➡	02/01→; + ABS		03.0137-0400.2 650400	Ø 190 x 45
2.0 4WD (ACA21, ACA20)	110	05/00→11/05	➡	+ ABS		03.0137-0400.2 650400	Ø 190 x 45
2.0 D 4WD (CLA20_, CLA21_)	85	05/01→11/05	➡	09/01→; + ABS		03.0137-0400.2 650400	Ø 190 x 45
Zubehörsatz, Feststellbremsbacken							
1.8 (ZCA25_, ZCA26_)	92	08/00→11/05	➡	02/01→; + ABS		03.0137-9272.2 669272	
2.0 4WD (ACA21, ACA20)	110	05/00→11/05	➡	+ ABS		03.0137-9272.2 669272	
2.0 D 4WD (CLA20_, CLA21_)	85	05/01→11/05	➡	09/01→; + ABS		03.0137-9272.2 669272	
 Seilzug, Feststellbremse							
1.8 (ZCA25_, ZCA26_)	92	08/00→11/05	←	⬆; 02/01→; - ABS; Trommelbremse		24.3727-1917.2 581917	L= 408
			←	⬆; 02/01→; + ABS; Scheibenbremse		24.3727-1917.2 581917	L= 408
			➡	☐; 02/01→; - ABS; Trommelbremse		24.3727-1924.2 581924	L= 1.307
			➡	☐; 02/01→; - ABS; Trommelbremse		24.3727-1925.2 581925	L= 1.307
			➡	☐; 02/01→; + ABS; Scheibenbremse		24.3727-1947.2 581947	L= 1.425
			➡	☐; 02/01→; + ABS; Scheibenbremse		24.3727-1963.2 581963	L= 1.425
2.0 4WD (ACA21, ACA20)	110	05/00→11/05	←	⬆; + ABS; Scheibenbremse		24.3727-1917.2 581917	L= 408
			←	⬆; - ABS; Trommelbremse		24.3727-1917.2 581917	L= 408
			➡	☐; - ABS; Trommelbremse		24.3727-1924.2 581924	L= 1.307
			➡	☐; - ABS; Trommelbremse		24.3727-1925.2 581925	L= 1.307
			➡	☐; + ABS; Scheibenbremse		24.3727-1947.2 581947	L= 1.425
			➡	☐; + ABS; Scheibenbremse		24.3727-1963.2 581963	L= 1.425
2.0 D 4WD (CLA20_, CLA21_)	85	05/01→11/05	←	⬆; 09/01→; - ABS; Trommelbremse		24.3727-1917.2 581917	L= 408
			←	⬆; 09/01→; + ABS; Scheibenbremse		24.3727-1917.2 581917	L= 408
			➡	☐; 09/01→; - ABS; Trommelbremse		24.3727-1924.2 581924	L= 1.307
			➡	☐; 09/01→; - ABS; Trommelbremse		24.3727-1925.2 581925	L= 1.307
			➡	☐; 09/01→; + ABS; Scheibenbremse		24.3727-1947.2 581947	L= 1.425
			➡	☐; 09/01→; + ABS; Scheibenbremse		24.3727-1963.2 581963	L= 1.425
TOYOTA - RAV 4 III (_A3_) 06/05→12/13							
 Bremsbackensatz, Feststellbremse							
2.0 (ZSA35_)	116	12/08→06/13	➡			03.0137-3012.2 653012	Ø 172 x 32 - HEB
2.0 4WD (ACA30_)	112	02/06→06/13					
2.0 4WD (ZSA30_)	116	12/08→06/13					
2.2 D (ALA35_)	110	12/08→06/13					
2.2 D 4WD (ALA30_)	100	02/06→12/12					
2.2 D 4WD (ALA30_)	110	12/08→06/13					
2.2 D 4WD (ALA30_)	130	02/06→06/13					
2.4 (ACA33, ACA36, ACA38)	125	11/05→12/13					
 Seilzug, Feststellbremse							
2.0 (ZSA35_)	116	12/08→06/13	←	⬆; Scheibenbremse		24.3727-1956.2 581956	L= 320
2.0 4WD (ACA30_)	112	02/06→06/13					
↓							













	kW					! #		
TOYOTA - RAV 4 III (_A3_) 06/05→12/13								
 Seilzug, Feststellbremse								
2.0 4WD (ZSA30_)	116	12/08→06/13	➡	☐; Scheibenbremse		24.3727-1964.2	581964	L= 1.882
2.2 D (ALA35_)	110	12/08→06/13	➡	☐; Scheibenbremse		24.3727-1965.2	581965	L= 1.841
2.2 D 4WD (ALA30_)	100	02/06→12/12						
2.2 D 4WD (ALA30_)	110	12/08→06/13						
2.2 D 4WD (ALA30_)	130	02/06→06/13						
2.4 (ACA33, ACA36, ACA38)	125	11/05→12/13	➡	☒; → 09/07; Scheibenbremse		24.3727-1956.2	581956	L= 320
			➡	☒; 10/07→; Scheibenbremse		24.3727-1956.2	581956	L= 320
TOYOTA - RAV 4 IV (_A4_) 12/12→								
 Bremsbackensatz, Feststellbremse								
2.0 4WD (ZSA44_)	111	12/12→	➡			03.0137-3012.2	653012	Ø 172 x 32 - HEB
2.2 D 4WD (ALA49)	110	12/12→					03.0137-3012.2	653012
2.0 4WD (ZSA44_)	112	04/15→	➡			03.0137-3012.2	653012	Ø 172 x 32 - HEB
2.0 D (WWA42_)	105	10/15→11/18					03.0137-3012.2	653012
2.2 D 4WD (ALA49)	130	12/12→	➡			03.0137-3012.2	653012	Ø 172 x 32 - HEB
2.5 Hybrid (AVA42_)	145	11/15→11/18					03.0137-3012.2	653012
 Seilzug, Feststellbremse								
2.0 4WD (ZSA44_)	111	12/12→	➡	☒; Scheibenbremse		24.3727-1956.2	581956	L= 320
2.2 D 4WD (ALA49)	110	12/12→	➡	☐; Scheibenbremse		24.3727-1964.2	581964	L= 1.882
			➡	☐; Scheibenbremse		24.3727-1965.2	581965	L= 1.841
TOYOTA - STARLET (_P8_) 12/89→03/96								
Zubehörsatz, Bremsbacken								
1.3 12V Cat (EP81)	55	12/89→03/96	➡			03.0137-9080.2	669080	
 Bremsbackensatz								
1.3 12V Cat (EP81)	55	12/89→03/96	➡			03.0137-0257.2	650257	Ø 180 x 28
TOYOTA - STARLET (_P9_) 01/96→10/99								
 Radbremszylinder								
1.3 (EP91_)	55	01/96→10/99	➡	☐; → 07/99; - ABS		24.3217-1733.3	020559	Ø 17,46 ALU
			➡	☐; → 07/99; - ABS		24.3217-1734.3	020560	Ø 17,46 ALU
Zubehörsatz, Bremsbacken								
1.3 (EP91_)	55	01/96→10/99	➡	→ 07/99		03.0137-9080.2	669080	
 Bremsbackensatz								
1.3 (EP91_)	55	01/96→10/99	➡	→ 07/99		03.0137-0257.2	650257	Ø 180 x 28
 Seilzug, Feststellbremse								
1.3 (EP91_)	55	01/96→10/99	➡	☒; → 07/99; Trommelbremse		24.3727-1913.2	581913	L= 258
			➡	☐; → 07/99; Trommelbremse		24.3727-1950.2	581950	L= 1.485
			➡	☐; → 07/99; Trommelbremse		24.3727-1951.2	581951	L= 1.508
TOYOTA - SUPRA (_A8_) 05/93→07/02								
 Bremsbackensatz, Feststellbremse								
3.0 i Bi-Turbo (JZA80_)	243	05/93→07/02	➡	→ 08/98		03.0137-0400.2	650400	Ø 190 x 45
TOYOTA - URBAN CRUISER (_P1_) 07/07→03/16								
 Seilzug, Feststellbremse								
1.33 (NSP110_)	73	01/09→03/16	➡	☐; 04/10→; Scheibenbremse		24.3727-1954.2	581954	L= 1.617
			➡	☐; 04/10→; Scheibenbremse		24.3727-1955.2	581955	L= 1.665
1.33 (NSP110_)	74	04/09→03/16	➡	☐; Scheibenbremse		24.3727-1954.2	581954	L= 1.617
			➡	☐; Scheibenbremse		24.3727-1955.2	581955	L= 1.665
1.4 D-4D (NLP110_)	66	01/09→04/14	➡	☐; 04/09→; Scheibenbremse		24.3727-1954.2	581954	L= 1.617
1.4 D-4D 4WD (NLP115_)	66	01/09→04/14	➡	☐; 04/09→; Scheibenbremse		24.3727-1955.2	581955	L= 1.665
TOYOTA - VERSO (_R2_) 04/09→08/18								
 Bremsbackensatz, Feststellbremse								
1.6 (ZGR20_)	97	04/09→08/18				03.0137-3020.2	653020	Ø 180 x 32 + HEB















	kw					! #		
TOYOTA - VERSO (_R2_) 04/09→08/18								
 Bremsbackensatz, Feststellbremse								
1.8 (ZGR21_)	108	04/09→08/18					03.0137-3020.2 653020	Ø 180 x 32 + HEB
2.0 D-4D (AUR20_)	93	04/09→08/18						
2.2 D-4D (AUR21_)	110	04/09→08/18						
2.2 D-CAT (AUR21_)	130	04/09→08/18						
TOYOTA - VERSO S (_P12_) 11/10→10/16								
 Bremsbackensatz								
1.33 (NSP120_)	73	11/10→10/16	➔				03.0137-0528.2 650528	Ø 228 x 37 - HEB
1.4 D4-D (NLP121_)	66	11/10→10/16						
 Seilzug, Feststellbremse								
1.33 (NSP120_)	73	11/10→10/16	➔	<input type="checkbox"/> ; Trommelbremse			24.3727-1961.2 581961	L= 1.657
1.4 D4-D (NLP121_)	66	11/10→10/16	➔	<input type="checkbox"/> ; Trommelbremse			24.3727-1962.2 581962	L= 1.695
			➔	<input type="checkbox"/> ; Scheibenbremse			24.3727-1966.2 581966	L= 1.697
			➔	<input type="checkbox"/> ; Scheibenbremse			24.3727-1967.2 581967	L= 1.739
TOYOTA - YARIS (_P1_) 01/99→12/05								
 Radbremszylinder								
1.0 (SCP10_)	48	03/03→09/05	➔	<input type="checkbox"/> ; 04/03→ 08/05; Fahrzeugproduktionsland Japan			24.3217-1721.3 020489	Ø 17,46 ALU
			➔	<input type="checkbox"/> ; 04/03→ 08/05; Fahrzeugproduktionsland Japan			24.3217-1722.3 020490	Ø 17,46 ALU
			➔	04/03→ 08/05; Fahrzeugproduktionsland Frankreich			24.3219-1744.3 020488	BOS Ø 19,05 ALU
1.0 (SCP10_)	50	04/99→09/05	➔	<input type="checkbox"/> ; 08/99→ 03/03; Fahrzeugproduktionsland Japan			24.3217-1721.3 020489	Ø 17,46 ALU
			➔	<input type="checkbox"/> ; 08/99→ 03/03; Fahrzeugproduktionsland Japan			24.3217-1722.3 020490	Ø 17,46 ALU
			➔	→ 03/03; Fahrzeugproduktionsland Frankreich			24.3219-1744.3 020488	BOS Ø 19,05 ALU
1.3 (NCP10_, SCP12_)	63	11/99→10/05	➔	<input type="checkbox"/> ; → 10/04; Fahrzeugproduktionsland Japan			24.3217-1721.3 020489	Ø 17,46 ALU
			➔	<input type="checkbox"/> ; → 10/04; Fahrzeugproduktionsland Japan			24.3217-1722.3 020490	Ø 17,46 ALU
1.3 (SCP12_, NCP10_, SCP13_)	64	04/02→09/05	➔	→ 08/05; Fahrzeugproduktionsland Frankreich			24.3219-1744.3 020488	BOS Ø 19,05 ALU
1.4 D-4D (NLP10_)	55	10/01→09/05	➔	12/01→ 08/05; Fahrzeugproduktionsland Frankreich			24.3219-1744.3 020488	BOS Ø 19,05 ALU
Zubehörsatz, Bremsbacken								
1.0 (SCP10_)	48	03/03→09/05		04/03→ 08/05			03.0137-9236.2 669236	
			➔	04/03→ 08/05			03.0137-9287.2 669287	BOS
1.0 (SCP10_)	50	04/99→09/05		→ 03/03			03.0137-9236.2 669236	
			➔	→ 03/03			03.0137-9287.2 669287	BOS
1.3 (NCP10_, SCP12_)	63	11/99→10/05		→ 10/04			03.0137-9236.2 669236	
1.3 (SCP12_, NCP10_, SCP13_)	64	04/02→09/05	➔	→ 08/05			03.0137-9287.2 669287	BOS
1.4 D-4D (NLP10_)	55	10/01→09/05	➔	12/01→ 08/05			03.0137-9287.2 669287	BOS
 Bremstrommel								
1.0 (SCP10_)	48	03/03→09/05	➔	04/03→ 08/05; Fahrzeugproduktionsland Japan			24.0220-0041.1 480167	Ø 200,0 x 41,8 / 201
			➔	04/03→ 08/05; Fahrzeugproduktionsland Frankreich			24.0220-0047.1 480199	Ø 200,0 x 41 / 201
1.0 (SCP10_)	50	04/99→09/05	➔	→ 03/03; Fahrzeugproduktionsland Japan			24.0220-0041.1 480167	Ø 200,0 x 41,8 / 201
			➔	→ 03/03; Fahrzeugproduktionsland Frankreich			24.0220-0047.1 480199	Ø 200,0 x 41 / 201
1.3 (NCP10_, SCP12_)	63	11/99→10/05	➔	→ 10/04; Fahrzeugproduktionsland Japan			24.0220-0041.1 480167	Ø 200,0 x 41,8 / 201
1.3 (SCP12_, NCP10_, SCP13_)	64	04/02→09/05	➔	→ 08/05; Fahrzeugproduktionsland Frankreich			24.0220-0047.1 480199	Ø 200,0 x 41 / 201
1.4 D-4D (NLP10_)	55	10/01→09/05	➔	12/01→ 08/05; Fahrzeugproduktionsland Frankreich			24.0220-0047.1 480199	Ø 200,0 x 41 / 201
 Bremsbackensatz								
1.0 (SCP10_)	48	03/03→09/05	➔	04/03→ 08/05; Fahrzeugproduktionsland Japan			03.0137-0364.2 650364	Ø 200 x 32
							03.0520-4317.3 694317	Ø 200 x 32 Ø 17,46 + RZ / + Zub TopKit
↓								














	kw			 	! #		
TOYOTA - YARIS (P1_) 01/99→12/05							
 Bremsbackensatz							
1.0 (SCP10_)	48	03/03→09/05	➡	04/03→ 08/05; Fahrzeugproduktionsland Frankreich	03.0137-0466.2 650466 03.0520-6519.3 696519	BOS Ø 200 x 32 + HEB BOS Ø 200 x 32 Ø 19,05 + RZ / + Zub TopKit	
1.0 (SCP10_)	50	04/99→09/05	➡	→ 03/03; Fahrzeugproduktionsland Japan	03.0137-0364.2 650364 03.0520-4317.3 694317	Ø 200 x 32 Ø 200 x 32 Ø 17,46 + RZ / + Zub TopKit	
			➡	→ 03/03; Fahrzeugproduktionsland Frankreich	03.0137-0466.2 650466 03.0520-6519.3 696519	BOS Ø 200 x 32 + HEB BOS Ø 200 x 32 Ø 19,05 + RZ / + Zub TopKit	
1.3 (NCP10_, SCP12_)	63	11/99→10/05	➡	→ 10/04; Fahrzeugproduktionsland Japan	03.0137-0364.2 650364 03.0520-4317.3 694317	Ø 200 x 32 Ø 200 x 32 Ø 17,46 + RZ / + Zub TopKit	
1.3 (SCP12_, NCP10_, SCP13_)	64	04/02→09/05	➡	→ 08/05; Fahrzeugproduktionsland Frankreich	03.0137-0466.2 650466 03.0520-6519.3 696519	BOS Ø 200 x 32 + HEB BOS Ø 200 x 32 Ø 19,05 + RZ / + Zub TopKit	
1.4 D-4D (NLP10_)	55	10/01→09/05	➡	12/01→ 08/05; Fahrzeugproduktionsland Frankreich	03.0137-0466.2 650466 03.0520-6519.3 696519	BOS Ø 200 x 32 + HEB BOS Ø 200 x 32 Ø 19,05 + RZ / + Zub TopKit	
 Bremsbackensatz, Feststellbremse							
1.0 (SCP10_)	48	03/03→09/05	➡	04/03→ 08/05; + ABS	03.0137-0459.2 650459	Ø 172 x 32	
1.0 (SCP10_)	50	04/99→09/05	➡	→ 03/03; + ABS	03.0137-0459.2 650459	Ø 172 x 32	
1.3 (NCP10_, SCP12_)	63	11/99→10/05	➡	→ 10/04; + ABS	03.0137-0459.2 650459	Ø 172 x 32	
1.3 (SCP12_, NCP10_, SCP13_)	64	04/02→09/05	➡	→ 08/05; + ABS	03.0137-0459.2 650459	Ø 172 x 32	
1.5 (NCP13_)	77	01/03→11/05	➡	→ 08/05	03.0137-0459.2 650459	Ø 172 x 32	
1.5 (NCP13_)	78	04/01→09/05	➡	→ 03/03	03.0137-0459.2 650459	Ø 172 x 32	
1.5 (NCP13_)	110	03/00→07/05	➡	04/03→ 10/04	03.0137-0459.2 650459	Ø 172 x 32	
 Seilzug, Feststellbremse							
1.0 (SCP10_)	48	03/03→09/05	➡	<input type="checkbox"/> ; 04/03→ 08/05; für Fahrzeuge mit Scheibenbremse an der Hinterachse; Scheibenbremse	24.3727-1911.2 581911	L= 1.520	
			➡	<input type="checkbox"/> ; 04/03→ 08/05; für Fahrzeuge mit Scheibenbremse an der Hinterachse; Scheibenbremse	24.3727-1912.2 581912	L= 1.481	
			➡	<input type="checkbox"/> ; 04/03→ 08/05; für Fahrzeuge mit Trommelbremse an der Hinterachse; Trommelbremse	24.3727-1920.2 581920	L= 1.553	
			➡	<input type="checkbox"/> ; 04/03→ 08/05; für Fahrzeuge mit Trommelbremse an der Hinterachse; Trommelbremse	24.3727-1921.2 581921	L= 1.580	
1.0 (SCP10_)	50	04/99→09/05	➡	<input type="checkbox"/> ; → 07/99; für Fahrzeuge mit Trommelbremse an der Hinterachse; Trommelbremse	24.3727-1903.2 581903	L= 1.503	
			➡	<input type="checkbox"/> ; → 07/99; für Fahrzeuge mit Trommelbremse an der Hinterachse; Trommelbremse	24.3727-1909.2 581909	L= 1.543	
			➡	<input type="checkbox"/> ; 08/99→ 03/03; für Fahrzeuge mit Scheibenbremse an der Hinterachse; Scheibenbremse	24.3727-1911.2 581911	L= 1.520	
			➡	<input type="checkbox"/> ; 08/99→ 03/03; für Fahrzeuge mit Scheibenbremse an der Hinterachse; Scheibenbremse	24.3727-1912.2 581912	L= 1.481	
			➡	<input type="checkbox"/> ; 08/99→ 03/03; für Fahrzeuge mit Trommelbremse an der Hinterachse; Trommelbremse	24.3727-1920.2 581920	L= 1.553	
			➡	<input type="checkbox"/> ; 08/99→ 03/03; für Fahrzeuge mit Trommelbremse an der Hinterachse; Trommelbremse	24.3727-1921.2 581921	L= 1.580	
1.3 (NCP10_, SCP12_)	63	11/99→10/05	➡	<input type="checkbox"/> ; → 10/04; für Fahrzeuge mit Trommelbremse an der Hinterachse; Trommelbremse	24.3727-1903.2 581903	L= 1.503	
			➡	<input type="checkbox"/> ; → 10/04; für Fahrzeuge mit Trommelbremse an der Hinterachse; Trommelbremse	24.3727-1909.2 581909	L= 1.543	
			➡	<input type="checkbox"/> ; → 10/04; für Fahrzeuge mit Scheibenbremse an der Hinterachse; Scheibenbremse	24.3727-1911.2 581911	L= 1.520	
↓							














	kw			 	! #		
TOYOTA - YARIS (_P1_) 01/99→12/05							
 Seilzug, Feststellbremse							
1.3 (NCP10_, SCP12_)	63	11/99→10/05	➡	<input type="checkbox"/> ; → 10/04; für Fahrzeuge mit Scheibenbremse an der Hinterachse; Scheibenbremse		24.3727-1912.2 581912	L= 1.481
1.3 (SCP12_, NCP10_, SCP13_)	64	04/02→09/05	➡	<input type="checkbox"/> ; → 08/05; für Fahrzeuge mit Scheibenbremse an der Hinterachse; Scheibenbremse		24.3727-1911.2 581911	L= 1.520
			➡	<input type="checkbox"/> ; → 08/05; für Fahrzeuge mit Scheibenbremse an der Hinterachse; Scheibenbremse		24.3727-1912.2 581912	L= 1.481
			➡	<input type="checkbox"/> ; → 08/05; für Fahrzeuge mit Trommelbremse an der Hinterachse; Trommelbremse		24.3727-1920.2 581920	L= 1.553
			➡	<input type="checkbox"/> ; → 08/05; für Fahrzeuge mit Trommelbremse an der Hinterachse; Trommelbremse		24.3727-1921.2 581921	L= 1.580
1.4 D-4D (NLP10_)	55	10/01→09/05	➡	<input type="checkbox"/> ; 12/01→ 03/03; für Fahrzeuge mit Trommelbremse an der Hinterachse; Trommelbremse		24.3727-1903.2 581903	L= 1.503
			➡	<input type="checkbox"/> ; 12/01→ 03/03; für Fahrzeuge mit Trommelbremse an der Hinterachse; Trommelbremse		24.3727-1909.2 581909	L= 1.543
			➡	<input type="checkbox"/> ; 12/01→ 08/05; für Fahrzeuge mit Scheibenbremse an der Hinterachse; Scheibenbremse		24.3727-1911.2 581911	L= 1.520
			➡	<input type="checkbox"/> ; 12/01→ 08/05; für Fahrzeuge mit Scheibenbremse an der Hinterachse; Scheibenbremse		24.3727-1912.2 581912	L= 1.481
			➡	<input type="checkbox"/> ; 04/03→ 08/05; für Fahrzeuge mit Trommelbremse an der Hinterachse; Trommelbremse		24.3727-1920.2 581920	L= 1.553
			➡	<input type="checkbox"/> ; 04/03→ 08/05; für Fahrzeuge mit Trommelbremse an der Hinterachse; Trommelbremse		24.3727-1921.2 581921	L= 1.580
1.5 (NCP13_)	77	01/03→11/05	➡	<input type="checkbox"/> ; → 08/05; für Fahrzeuge mit Scheibenbremse an der Hinterachse; Scheibenbremse		24.3727-1911.2 581911	L= 1.520
			➡	<input type="checkbox"/> ; → 08/05; für Fahrzeuge mit Scheibenbremse an der Hinterachse; Scheibenbremse		24.3727-1912.2 581912	L= 1.481
1.5 (NCP13_)	78	04/01→09/05	➡	<input type="checkbox"/> ; → 03/03; für Fahrzeuge mit Scheibenbremse an der Hinterachse; Scheibenbremse		24.3727-1911.2 581911	L= 1.520
			➡	<input type="checkbox"/> ; → 03/03; für Fahrzeuge mit Scheibenbremse an der Hinterachse; Scheibenbremse		24.3727-1912.2 581912	L= 1.481
1.5 (NCP13_)	110	03/00→07/05	➡	<input type="checkbox"/> ; 04/03→ 10/04; für Fahrzeuge mit Scheibenbremse an der Hinterachse; Scheibenbremse		24.3727-1911.2 581911	L= 1.520
			➡	<input type="checkbox"/> ; 04/03→ 10/04; für Fahrzeuge mit Scheibenbremse an der Hinterachse; Scheibenbremse		24.3727-1912.2 581912	L= 1.481
TOYOTA - YARIS (_P9_) 01/05→12/14							
 Radbremszylinder							
1.0 VVT-i (KSP90_)	51	08/05→12/11	➡	01/06→ 08/11;		24.3220-1728.3 020509	Ø 20,64 ALU
1.4 D-4D (NLP90_)	66	08/05→12/12	➡	Fahrzeugproduktionsland Frankreich			
1.33 VVT-i (NSP90_)	73	07/10→05/11	➡	Fahrzeugproduktionsland Frankreich		24.3220-1728.3 020509	Ø 20,64 ALU
1.33 VVT-i (NSP90_)	74	11/08→12/11	➡	03/09→ 08/11; Fahrzeugproduktionsland Frankreich		24.3220-1728.3 020509	Ø 20,64 ALU
1.3 VVT-i (SCP90_)	64	08/05→11/10	➡	01/06→;		24.3220-1728.3 020509	Ø 20,64 ALU
Zubehörsatz, Bremsbacken							
1.0 VVT-i (KSP90_)	51	08/05→12/11	➡	01/06→ 08/11;		03.0137-9280.2 669280	
1.4 D-4D (NLP90_)	66	08/05→12/12	➡	Fahrzeugproduktionsland Frankreich			
1.33 VVT-i (NSP90_)	73	07/10→05/11	➡	Fahrzeugproduktionsland Frankreich		03.0137-9280.2 669280	
1.33 VVT-i (NSP90_)	74	11/08→12/11	➡	03/09→ 08/11; Fahrzeugproduktionsland Frankreich		03.0137-9280.2 669280	
1.3 VVT-i (SCP90_)	64	08/05→11/10	➡	01/06→;		03.0137-9280.2 669280	
 Bremsbackensatz							
1.0 VVT-i (KSP90_)	51	08/05→12/11	➡	01/06→ 08/11;		03.0137-0502.2 650502	Ø 203 x 38 + HEB
1.4 D-4D (NLP90_)	66	08/05→12/12	➡	Fahrzeugproduktionsland Frankreich			













	kw			 	! #		
TOYOTA - YARIS (_P9_) 01/05→12/14							
 Bremsbackensatz							
1.0 VVT-i (KSP90_) 1.4 D-4D (NLP90_)	51 66	08/05→12/11 08/05→12/12	➡	01/06→ 08/11; Fahrzeugproduktionsland Frankreich		03.0520-8920.3 698920	AP Ø 203 x 38 Ø 20,64 + RZ / + Zub TopKit
1.33 VVT-i (NSP90_)	73	07/10→05/11	➡	Fahrzeugproduktionsland Frankreich		03.0137-0502.2 650502 03.0520-8920.3 698920	Ø 203 x 38 + HEB AP Ø 203 x 38 Ø 20,64 + RZ / + Zub TopKit
1.33 VVT-i (NSP90_)	74	11/08→12/11	➡	03/09→ 08/11; Fahrzeugproduktionsland Frankreich		03.0137-0502.2 650502 03.0520-8920.3 698920	Ø 203 x 38 + HEB AP Ø 203 x 38 Ø 20,64 + RZ / + Zub TopKit
1.3 VVT-i (SCP90_)	64	08/05→11/10	➡	01/06→; Fahrzeugproduktionsland Frankreich		03.0137-0502.2 650502 03.0520-8920.3 698920	Ø 203 x 38 + HEB AP Ø 203 x 38 Ø 20,64 + RZ / + Zub TopKit
 Seilzug, Feststellbremse							
1.0 VVT-i (KSP90_)	51	08/05→12/11	➡	☐; 01/06→ 08/11; - ABS; Fahrzeugproduktionsland Frankreich; Trommelbremse		24.3727-1937.2 581937	L= 1.555
			➡	☐; 01/06→ 08/11; - ABS; Fahrzeugproduktionsland Frankreich; Trommelbremse		24.3727-1938.2 581938	L= 1.600
			➡	☐; 01/06→ 08/11; + ABS; Fahrzeugproduktionsland Japan; Scheibenbremse		24.3727-1954.2 581954	L= 1.617
			➡	☐; 01/06→ 08/11; + ABS; Fahrzeugproduktionsland Japan; Scheibenbremse		24.3727-1955.2 581955	L= 1.665
			➡	☐; 01/06→ 08/11; - ABS; Fahrzeugproduktionsland Japan; Trommelbremse		24.3727-1959.2 581959	L= 1.558
			➡	☐; 01/06→ 08/11; - ABS; Fahrzeugproduktionsland Japan; Trommelbremse		24.3727-1960.2 581960	L= 1.600
1.33 VVT-i (NSP90_)	73	07/10→05/11	➡	☐; - ABS; Fahrzeugproduktionsland Frankreich; Trommelbremse		24.3727-1937.2 581937	L= 1.555
			➡	☐; - ABS; Fahrzeugproduktionsland Frankreich; Trommelbremse		24.3727-1938.2 581938	L= 1.600
1.33 VVT-i (NSP90_)	74	11/08→12/11	➡	☐; 03/09→ 08/11; - ABS; Fahrzeugproduktionsland Frankreich; Trommelbremse		24.3727-1937.2 581937	L= 1.555
			➡	☐; 03/09→ 08/11; - ABS; Fahrzeugproduktionsland Frankreich; Trommelbremse		24.3727-1938.2 581938	L= 1.600
1.3 VVT-i (SCP90_)	64	08/05→11/10	➡	☐; 01/06→; - ABS; Fahrzeugproduktionsland Frankreich; Trommelbremse		24.3727-1937.2 581937	L= 1.555
			➡	☐; 01/06→; - ABS; Fahrzeugproduktionsland Frankreich; Trommelbremse		24.3727-1938.2 581938	L= 1.600
1.4 D-4D (NLP90_)	66	08/05→12/12	➡	☐; 01/06→ 08/11; - ABS; Fahrzeugproduktionsland Frankreich; Trommelbremse		24.3727-1937.2 581937	L= 1.555
			➡	☐; 01/06→ 08/11; - ABS; Fahrzeugproduktionsland Frankreich; Trommelbremse		24.3727-1938.2 581938	L= 1.600
1.8 VVTi (ZSP90_)	98	01/07→12/11	➡	☐; → 08/11; Fahrzeugproduktionsland Japan; Scheibenbremse		24.3727-1954.2 581954	L= 1.617
			➡	☐; → 08/11; Fahrzeugproduktionsland Japan; Scheibenbremse		24.3727-1955.2 581955	L= 1.665
TOYOTA - YARIS (_P13_) 12/10→							
 Radbremszylinder							
1.0 (KSP130_)	51	12/10→	➡	09/11→; Fahrzeugproduktionsland Frankreich; - ESP		24.3220-1739.3 020546	Ø 20,64 ALU
1.0 (KSP130) 1.5 (NSP131_)	53 82	06/18→ 03/17→	➡		2	24.3220-1739.3 020546	Ø 20,64 ALU
1.3 (NSP130_)	73	09/11→	➡	Fahrzeugproduktionsland Frankreich; - ESP		24.3220-1739.3 020546	Ø 20,64 ALU
1.4 D (NLP130_)	66	09/11→	➡	- ESP		24.3220-1739.3 020546	Ø 20,64 ALU
↓							










	kw			 	! #		
TOYOTA - YARIS (_P13_) 12/10→							
Zubehörsatz, Bremsbacken							
1.0 (KSP130_)	51	12/10→	➡	09/11→; Fahrzeugproduktionsland Frankreich; - ESP		03.0137-9280.2 669280	
1.3 (NSP130_)	73	09/11→	➡	Fahrzeugproduktionsland Frankreich; - ESP		03.0137-9280.2 669280	
1.4 D (NLP130_)	66	09/11→	➡	- ESP		03.0137-9280.2 669280	
1.5 (NSP131_)	82	03/17→	➡			03.0137-9280.2 669280	
 Bremsbackensatz							
1.0 (KSP130_)	51	12/10→	➡	09/11→; Fahrzeugproduktionsland Frankreich; - ESP		03.0137-0502.2 650502 03.0520-9920.3 699920	Ø 203 x 38 + HEB AP Ø 203 x 38 Ø 20,64 + RZ / + Zub TopKit
1.0 (KSP130) 1.5 (NSP131_)	53 82	06/18→ 03/17→	➡			03.0137-0502.2 650502	Ø 203 x 38 + HEB
1.3 (NSP130_)	73	09/11→	➡	Fahrzeugproduktionsland Frankreich; - ESP		03.0137-0502.2 650502 03.0520-9920.3 699920	Ø 203 x 38 + HEB AP Ø 203 x 38 Ø 20,64 + RZ / + Zub TopKit
			➡	Fahrzeugproduktionsland Japan; - ESP		03.0137-0528.2 650528	Ø 228 x 37 - HEB
1.4 D (NLP130_)	66	09/11→	➡	- ESP		03.0137-0502.2 650502 03.0520-9920.3 699920	Ø 203 x 38 + HEB AP Ø 203 x 38 Ø 20,64 + RZ / + Zub TopKit
TOYOTA - YARIS VERSO (_P2_) 08/99→09/05							
 Radbremszylinder							
1.3 (NCP20_, NCP22_)	62	11/02→09/05	➡	☐; 01/03→; - ABS; Vollautomatik		24.3217-1721.3 020489	Ø 17,46 ALU
			➡	☐; 01/03→; - ABS; Vollautomatik		24.3217-1722.3 020490	Ø 17,46 ALU
1.3 (NCP20_, NCP22_)	63	08/99→10/02	➡	☐; 11/99→; - ABS; Vollautomatik		24.3217-1721.3 020489	Ø 17,46 ALU
			➡	☐; 11/99→; - ABS; Vollautomatik		24.3217-1722.3 020490	Ø 17,46 ALU
Zubehörsatz, Bremsbacken							
1.3 (NCP20_, NCP22_)	62	11/02→09/05	➡	01/03→; - ABS		03.0137-9236.2 669236	
1.3 (NCP20_, NCP22_)	63	08/99→10/02	➡	11/99→; - ABS		03.0137-9236.2 669236	
1.4 D-4D (NLP20_, NLP22_)	55	09/00→09/05	➡	- ABS		03.0137-9236.2 669236	
1.5 (NCP21_)	77	03/00→09/05					
1.5 (NCP21_)	78	03/00→09/05	➡	→ 03/03; - ABS		03.0137-9236.2 669236	
 Bremstrommel							
1.3 (NCP20_, NCP22_)	62	11/02→09/05	➡	01/03→; - ABS		24.0220-0041.1 480167	Ø 200,0 x 41,8 / 201
1.3 (NCP20_, NCP22_)	63	08/99→10/02	➡	11/99→; - ABS		24.0220-0041.1 480167	Ø 200,0 x 41,8 / 201
1.4 D-4D (NLP20_, NLP22_)	55	09/00→09/05	➡	- ABS		24.0220-0041.1 480167	Ø 200,0 x 41,8 / 201
1.5 (NCP21_)	77	03/00→09/05					
1.5 (NCP21_)	78	03/00→09/05	➡	→ 03/03; - ABS		24.0220-0041.1 480167	Ø 200,0 x 41,8 / 201
 Bremsbackensatz							
1.3 (NCP20_, NCP22_)	62	11/02→09/05	➡	01/03→; - ABS		03.0137-0364.2 650364	Ø 200 x 32
			➡	01/03→; - ABS; Vollautomatik		03.0520-4317.3 694317	Ø 200 x 32 Ø 17,46 + RZ / + Zub TopKit
			➡	01/03→; - ABS; Schaltgetriebe		03.0520-7119.3 697119	Ø 200 x 32 Ø 19,05 + RZ / + Zub TopKit
1.3 (NCP20_, NCP22_)	63	08/99→10/02	➡	11/99→; - ABS		03.0137-0364.2 650364	Ø 200 x 32
			➡	11/99→; - ABS; Vollautomatik		03.0520-4317.3 694317	Ø 200 x 32 Ø 17,46 + RZ / + Zub TopKit
			➡	11/99→; - ABS; Schaltgetriebe		03.0520-7119.3 697119	Ø 200 x 32 Ø 19,05 + RZ / + Zub TopKit
1.4 D-4D (NLP20_, NLP22_)	55	09/00→09/05	➡	- ABS		03.0137-0364.2 650364	Ø 200 x 32
1.5 (NCP21_)	77	03/00→09/05				03.0520-7119.3 697119	Ø 200 x 32 Ø 19,05 + RZ / + Zub TopKit
1.5 (NCP21_)	78	03/00→09/05	➡	→ 03/03; - ABS		03.0137-0364.2 650364 03.0520-7119.3 697119	Ø 200 x 32 Ø 200 x 32 Ø 19,05 + RZ / + Zub TopKit
 Bremsbackensatz, Feststellbremse							
1.3 (NCP20_, NCP22_)	62	11/02→09/05	➡	01/03→; + ABS		03.0137-0459.2 650459	Ø 172 x 32
↓							











	kw				! #		
TOYOTA - YARIS VERSO (_P2_) 08/99→09/05							
 Bremsbackensatz, Feststellbremse							
1.3 (NCP20_, NCP22_)	63	08/99→10/02	➡	11/99→; + ABS		03.0137-0459.2 650459	Ø 172 x 32
1.4 D-4D (NLP20_, NLP22_)	55	09/00→09/05	➡	+ ABS		03.0137-0459.2 650459	Ø 172 x 32
1.5 (NCP21_)	77	03/00→09/05					
1.5 (NCP21_)	78	03/00→09/05	➡	→ 03/03; + ABS		03.0137-0459.2 650459	Ø 172 x 32
 Seilzug, Feststellbremse							
1.3 (NCP20_, NCP22_)	62	11/02→09/05	➡	☐; 01/03→; + ABS; Scheibenbremse		24.3727-1968.2 581968	L= 1.664
			➡	☐; 01/03→; + ABS; Scheibenbremse		24.3727-1969.2 581969	L= 1.604
1.3 (NCP20_, NCP22_)	63	08/99→10/02	➡	☐; 11/99→; + ABS; Scheibenbremse		24.3727-1968.2 581968	L= 1.664
			➡	☐; 11/99→; + ABS; Scheibenbremse		24.3727-1969.2 581969	L= 1.604
1.4 D-4D (NLP20_, NLP22_)	55	09/00→09/05	➡	☐; 12/01→; + ABS; Scheibenbremse		24.3727-1968.2 581968	L= 1.664
			➡	☐; 12/01→; + ABS; Scheibenbremse		24.3727-1969.2 581969	L= 1.604
1.5 (NCP21_)	77	03/00→09/05	➡	☐; 05/03→; + ABS; Scheibenbremse		24.3727-1968.2 581968	L= 1.664
			➡	☐; 05/03→; + ABS; Scheibenbremse		24.3727-1969.2 581969	L= 1.604
1.5 (NCP21_)	78	03/00→09/05	➡	☐; → 03/03; + ABS; Scheibenbremse		24.3727-1968.2 581968	L= 1.664
			➡	☐; → 03/03; + ABS; Scheibenbremse		24.3727-1969.2 581969	L= 1.604
TOYOTA - YARIS VERSO VAN Kasten (_P2_) 03/00→09/05							
 Radbremszylinder							
1.3 VVTi (NCP22_)	62	04/03→09/05	➡	☐; - ABS; Vollautomatik		24.3217-1721.3 020489	Ø 17,46 ALU
1.3 VVTi (NCP22_)	63	03/00→09/05	➡	☐; - ABS; Vollautomatik		24.3217-1722.3 020490	Ø 17,46 ALU
Zubehörsatz, Bremsbacken							
1.3 VVTi (NCP22_)	62	04/03→09/05	➡	- ABS		03.0137-9236.2 669236	
1.3 VVTi (NCP22_)	63	03/00→09/05					
1.4 D4d (NLP22_)	55	10/01→09/05					
1.5 VVTi (NCP21_)	78	03/00→03/03					
 Bremstrommel							
1.3 VVTi (NCP22_)	62	04/03→09/05	➡	- ABS		24.0220-0041.1 480167	Ø 200,0 x 41,8 / 201
1.3 VVTi (NCP22_)	63	03/00→09/05					
1.4 D4d (NLP22_)	55	10/01→09/05					
1.5 VVTi (NCP21_)	78	03/00→03/03					
 Bremsbackensatz							
1.3 VVTi (NCP22_)	62	04/03→09/05	➡	- ABS		03.0137-0364.2 650364	Ø 200 x 32
1.3 VVTi (NCP22_)	63	03/00→09/05	➡	- ABS; Vollautomatik		03.0520-4317.3 694317	Ø 200 x 32 Ø 17,46 + RZ / + Zub TopKit
			➡	- ABS; Schaltgetriebe		03.0520-7119.3 697119	Ø 200 x 32 Ø 19,05 + RZ / + Zub TopKit
1.4 D4d (NLP22_)	55	10/01→09/05	➡	- ABS		03.0137-0364.2 650364	Ø 200 x 32
1.5 VVTi (NCP21_)	78	03/00→03/03				03.0520-7119.3 697119	Ø 200 x 32 Ø 19,05 + RZ / + Zub TopKit
 Bremsbackensatz, Feststellbremse							
1.3 VVTi (NCP22_)	62	04/03→09/05	➡	+ ABS		03.0137-0459.2 650459	Ø 172 x 32
1.3 VVTi (NCP22_)	63	03/00→09/05					
1.4 D4d (NLP22_)	55	10/01→09/05					
1.5 VVTi (NCP21_)	78	03/00→03/03					
 Seilzug, Feststellbremse							
1.3 VVTi (NCP22_)	62	04/03→09/05	➡	☐; + ABS; Scheibenbremse		24.3727-1968.2 581968	L= 1.664
1.3 VVTi (NCP22_)	63	03/00→09/05	➡	☐; + ABS; Scheibenbremse		24.3727-1969.2 581969	L= 1.604
1.5 VVTi (NCP21_)	78	03/00→03/03	➡	☐; + ABS; Scheibenbremse		24.3727-1968.2 581968	L= 1.664
1.4 D4d (NLP22_)	55	10/01→09/05	➡	☐; 12/01→; + ABS; Scheibenbremse		24.3727-1968.2 581968	L= 1.664
			➡	☐; 12/01→; + ABS; Scheibenbremse		24.3727-1969.2 581969	L= 1.604
VOLVO - 440 K (445) 08/88→12/96							
 Radbremszylinder							
1.6	61	09/88→12/96	➡	☐		24.3220-1113.3 020224	Ø 20,64 GG
1.7	64	09/88→12/96					
1.7	75	08/89→12/96					
1.7	78	09/88→12/96					
1.8	66	08/91→07/96					
1.8	66	09/95→12/96					
↓							












	kW			 	! #		
VOLVO - 440 K (445) 08/88→12/96							
 Radbremsszylinder							
1.9 Turbo-Diesel 2.0	66 80	07/94→12/96 08/93→07/96	➔	<input type="checkbox"/>		24.3220-1113.3 020224	Ø 20,64 GG
Zubehörsatz, Bremsbacken							
1.6 1.7 1.7 1.7 1.8 1.8 1.9 Turbo-Diesel 2.0	61 64 75 78 66 66 66 80	09/88→12/96 09/88→12/96 08/89→12/96 09/88→12/96 08/91→07/96 09/95→12/96 07/94→12/96 08/93→07/96	➔			03.0137-9158.2 669158	TRW
 Bremsbackensatz							
1.6 1.7 1.7 1.7 1.8 1.8 1.9 Turbo-Diesel 2.0	61 64 75 78 66 66 66 80	09/88→12/96 09/88→12/96 08/89→12/96 09/88→12/96 08/91→07/96 09/95→12/96 07/94→12/96 08/93→07/96	➔			03.0137-0258.2 650258	TRW Ø 203 x 38 + HEB
 Seilzug, Feststellbremse							
1.6 1.7	61 64	09/88→12/96 09/88→12/96	➔	⬇; Trommelbremse	2	24.3727-1307.2 581307	L= 1.365
1.7	75	08/89→12/96	➔	⬇; → ELC 165500; Trommelbremse	2	24.3727-1307.2 581307	L= 1.365
				⬇; EMC 165501→; Scheibenbremse	2	24.3727-1309.2 581309	L= 1.428
				⬇; EMC 165501→; Trommelbremse	2	24.3727-1310.2 581310	L= 1.338
1.7	78	09/88→12/96	➔	⬇; Trommelbremse	2	24.3727-1307.2 581307	L= 1.365
				⬇; EMC 165501→; Scheibenbremse	2	24.3727-1309.2 581309	L= 1.428
1.7 Turbo 1.7 Turbo	88 90	08/88→07/96 01/91→12/96	➔	⬇; EMC 165501→; Scheibenbremse	2	24.3727-1309.2 581309	L= 1.428
1.8 1.8 1.9 Turbo-Diesel	66 66 66	08/91→07/96 09/95→12/96 07/94→12/96	➔	⬇; Scheibenbremse ⬇; Trommelbremse	2 2	24.3727-1309.2 581309 24.3727-1310.2 581310	L= 1.428 L= 1.338
2.0	80	08/93→07/96	➔	⬇; Trommelbremse	2	24.3727-1310.2 581310	L= 1.338
VOLVO - 460 L (464) 09/88→12/96							
 Radbremsszylinder							
1.6 1.7 1.8 1.9 Turbo-Diesel 2.0	61 64 66 66 80	07/92→07/96 09/88→07/96 08/91→07/96 07/94→07/96 08/93→07/96	➔	<input type="checkbox"/>		24.3220-1113.3 020224	Ø 20,64 GG
Zubehörsatz, Bremsbacken							
1.6 1.7 1.8 1.9 Turbo-Diesel 2.0	61 64 66 66 80	07/92→07/96 09/88→07/96 08/91→07/96 07/94→07/96 08/93→07/96	➔			03.0137-9158.2 669158	TRW
 Bremsbackensatz							
1.6 1.7 1.8 1.9 Turbo-Diesel 2.0	61 64 66 66 80	07/92→07/96 09/88→07/96 08/91→07/96 07/94→07/96 08/93→07/96	➔			03.0137-0258.2 650258	TRW Ø 203 x 38 + HEB
 Seilzug, Feststellbremse							
1.6 2.0	61 80	07/92→07/96 08/93→07/96	➔	⬇; Trommelbremse	2	24.3727-1310.2 581310	L= 1.338
1.7	64	09/88→07/96	➔	⬇; → ELC 165500; Trommelbremse	2	24.3727-1307.2 581307	L= 1.365
				⬇; ELC 165501→; Trommelbremse	2	24.3727-1310.2 581310	L= 1.338
1.7 Turbo	88	08/89→07/96	➔	⬇; ELC 165501→; Scheibenbremse	2	24.3727-1309.2 581309	L= 1.428
1.7 Turbo	90	01/91→07/96	➔	⬇; Scheibenbremse	2	24.3727-1309.2 581309	L= 1.428
1.8 1.9 Turbo-Diesel	66 66	08/91→07/96 07/94→07/96	➔	⬇; Scheibenbremse ⬇; Trommelbremse	2 2	24.3727-1309.2 581309 24.3727-1310.2 581310	L= 1.428 L= 1.338











	kW			 	! #		
VOLVO - 480 E (482) 04/86→07/96							
 Seilzug, Feststellbremse							
1.7	75	08/89→07/96	➡	⬇; 09/90→; Scheibenbremse	2	24.3727-1309.2 581309	L= 1.428
1.7 Turbo	88	08/87→07/96					
1.7 Turbo	90	01/91→07/96	➡	⬇; Scheibenbremse	2	24.3727-1309.2 581309	L= 1.428
VOLVO - 850 (854) 06/91→10/97							
 Bremsbackensatz, Feststellbremse							
2.0	93	08/94→12/96	➡			03.0137-0260.2 650260	Ø 178 x 25
2.0	105	06/91→12/96					
2.0 Turbo	155	08/93→12/96					
2.3 T5	166	08/93→07/96					
2.3 T5-R	184	08/95→12/96					
2.4	106	08/94→12/96					
2.4	125	08/91→12/96					
2.5 TDI	103	08/95→12/96					
Zubehörsatz, Feststellbremsbacken							
2.0	93	08/94→12/96				03.0137-9176.2 669176	
2.0	105	06/91→12/96					
2.0 Turbo	155	08/93→12/96					
2.3 T5	166	08/93→07/96					
2.3 T5-R	184	08/95→12/96					
2.4	106	08/94→12/96					
2.4	125	08/91→12/96					
2.5 TDI	103	08/95→12/96					
 Seilzug, Feststellbremse							
2.0	93	08/94→12/96	➡	⬇; Scheibenbremse	2	24.3727-1308.2 581308	L= 1.670
2.0	105	06/91→12/96					
2.0 Turbo	155	08/93→12/96					
2.3 T5	166	08/93→07/96					
2.4	106	08/94→12/96					
2.5 TDI	103	08/95→12/96					
2.3 T5-R	184	08/95→12/96	➡	⬇; → 04/96; Scheibenbremse	2	24.3727-1308.2 581308	L= 1.670
2.4	125	08/91→12/96	➡	⬇; 047066→; Scheibenbremse	2	24.3727-1308.2 581308	L= 1.670
VOLVO - 850 Kombi (855) 04/92→10/97							
 Bremsbackensatz, Feststellbremse							
2.0	93	08/94→12/96	➡			03.0137-0260.2 650260	Ø 178 x 25
2.0	105	02/93→12/96					
2.0 Turbo	155	02/93→12/96					
2.3 T5	166	02/93→12/96					
2.3 T5-R	184	08/95→12/96					
2.4	106	08/94→12/96					
2.4	125	09/92→12/96					
2.5 TDI	103	08/95→12/96					
2.4 AWD	142	04/96→12/96	➡			03.0137-0449.2 650449	Ø 178 x 25
Zubehörsatz, Feststellbremsbacken							
2.0	93	08/94→12/96	➡			03.0137-9176.2 669176	
2.0	105	02/93→12/96					
2.0 Turbo	155	02/93→12/96					
2.3 T5	166	02/93→12/96					
2.3 T5-R	184	08/95→12/96					
2.4	106	08/94→12/96					
2.4	125	09/92→12/96					
2.5 TDI	103	08/95→12/96					
 Seilzug, Feststellbremse							
2.0	93	08/94→12/96	➡	⬇; Scheibenbremse	2	24.3727-1308.2 581308	L= 1.670
2.0	105	02/93→12/96					
2.0 Turbo	155	02/93→12/96					
2.3 T5	166	02/93→12/96					
2.3 T5-R	184	08/95→12/96					
2.4	106	08/94→12/96					
2.4	125	09/92→12/96					
2.5 TDI	103	08/95→12/96					
VOLVO - 940 II (944) 08/94→12/98							
 Bremsbackensatz, Feststellbremse							
2.0 Turbo	114	04/96→10/98		Multi-link Achse		03.0137-0299.2 650299	Ø 160 x 25
2.3	96	08/94→10/98					
2.3 ti	99	01/95→10/98	➡	nicht für Multi-link Achse		03.0137-0169.2 650169	Ø 160 x 25
2.3 Turbo	121	08/94→10/98					
2.4 TD Interc.	90	08/94→10/98					
↓							










	kW			 	! #		
VOLVO - 940 II (944) 08/94→12/98							
Zubehörsatz, Feststellbremsbacken							
2.0 Turbo	114	04/96→10/98	➔	nicht für Multi-link Achse		03.0137-9065.2 669065	
2.3	96	08/94→10/98	➔	Multi-link Achse		03.0137-9199.2 669199	
2.3 ti	99	01/95→10/98					
2.3 Turbo	121	08/94→10/98					
2.4 TD Interc.	90	08/94→10/98					
VOLVO - 940 II Kombi (945) 09/90→10/98							
 Bremsbackensatz, Feststellbremse							
2.0 Turbo	114	04/96→10/98		Multi-link Achse		03.0137-0299.2 650299	Ø 160 x 25
2.3	96	08/94→10/98	➔	nicht für Multi-link Achse		03.0137-0169.2 650169	Ø 160 x 25
2.3 ti	99	01/95→10/98					
2.3 Turbo	121	08/94→10/98					
2.4 TD Interc.	90	08/94→10/98					
Zubehörsatz, Feststellbremsbacken							
2.0 Turbo	114	04/96→10/98	➔	nicht für Multi-link Achse		03.0137-9065.2 669065	
2.3	96	08/94→10/98	➔	Multi-link Achse		03.0137-9199.2 669199	
2.3 ti	99	01/95→10/98					
2.3 Turbo	121	08/94→10/98					
2.4 TD Interc.	90	08/94→10/98					
VOLVO - 960 II (964) 07/94→12/96							
 Bremsbackensatz, Feststellbremse							
2.5	125	07/94→12/96		08/94→		03.0137-0299.2 650299	Ø 160 x 25
2.9	150	07/94→12/96					
Zubehörsatz, Feststellbremsbacken							
2.5	125	07/94→12/96	➔	08/94→		03.0137-9199.2 669199	
2.9	150	07/94→12/96					
VOLVO - 960 II Kombi (965) 07/94→12/96							
 Bremsbackensatz, Feststellbremse							
2.5	125	08/94→12/96				03.0137-0299.2 650299	Ø 160 x 25
2.9	150	09/94→12/96	➔			03.0137-0169.2 650169	Ø 160 x 25
Zubehörsatz, Feststellbremsbacken							
2.5	125	08/94→12/96	➔			03.0137-9199.2 669199	
2.9	150	09/94→12/96	➔			03.0137-9065.2 669065	
VOLVO - C70 I Cabriolet (873) 03/98→10/05							
 Bremsbackensatz, Feststellbremse							
2.0	132	03/98→10/05	➔			03.0137-0260.2 650260	Ø 178 x 25
2.0 T	120	03/00→10/05					
2.0 T	166	03/98→10/05					
2.3 T5	176	03/98→10/05					
2.3 T5	180	07/02→10/05					
2.4	125	06/98→10/05					
2.4 T	142	03/98→10/05					
2.4 T	147	07/02→10/05					
Zubehörsatz, Feststellbremsbacken							
2.0	132	03/98→10/05	➔			03.0137-9176.2 669176	
2.0 T	120	03/00→10/05					
2.0 T	166	03/98→10/05					
2.3 T5	176	03/98→10/05					
2.3 T5	180	07/02→10/05					
2.4	125	06/98→10/05					
2.4 T	142	03/98→10/05					
2.4 T	147	07/02→10/05					
VOLVO - C70 I Coupe (872) 03/97→09/02							
 Bremsbackensatz, Feststellbremse							
2.0	132	03/97→09/02	➔			03.0137-0260.2 650260	Ø 178 x 25
2.0 T	120	03/00→09/02					
2.0 T	166	03/97→09/02					
2.3 T-5	176	03/97→09/02					
2.4	121	03/99→09/02					
2.4 T	142	03/97→09/02					
2.4	125	05/99→09/02	➔	11/99→		03.0137-0260.2 650260	Ø 178 x 25
Zubehörsatz, Feststellbremsbacken							
2.0	132	03/97→09/02	➔			03.0137-9176.2 669176	
2.0 T	120	03/00→09/02					
↓							









	kW			 	! #		
VOLVO - C70 I Coupe (872) 03/97→09/02							
Zubehörsatz, Feststellbremsbacken							
2.0 T	166	03/97→09/02	➔			03.0137-9176.2	669176
2.3 T-5	176	03/97→09/02					
2.4	121	03/99→09/02					
2.4 T	142	03/97→09/02					
2.4	125	05/99→09/02	➔	11/99→		03.0137-9176.2	669176
VOLVO - S40 I (644) 07/95→12/04							
 Seilzug, Feststellbremse							
1.6	77	09/95→08/99	➔	☐; Scheibenbremse		24.3727-1300.2	581300 L= 1.590
1.8	85	07/95→08/99					
1.9 DI	70	03/99→07/00	➔	☐; Scheibenbremse		24.3727-1304.2	581304 L= 1.590
1.9 T4	147	05/97→07/00					
1.9 TD	66	07/95→08/99					
2.0	103	07/95→08/99					
1.6	80	03/99→12/03	➔	☐; → 599999; Scheibenbremse		24.3727-1300.2	581300 L= 1.590
1.8	90	03/99→12/03					
1.8 i	90	06/01→12/03	➔	☐; → 599999; Scheibenbremse		24.3727-1304.2	581304 L= 1.590
1.9 DI	75	07/00→12/03	➔	☐; 985262→; Scheibenbremse		24.3727-1314.2	581314 L= 1.620
1.9 DI	85	07/00→12/03					
2.0	100	07/95→12/03	➔	☐; 600000→ 985261; Scheibenbremse		24.3727-1314.2	581314 L= 1.620
2.0 T	120	06/01→12/03	➔	☐; 985262→; Scheibenbremse		24.3727-1315.2	581315 L= 1.620
2.0 T	121	07/00→06/01	➔	☐; 600000→ 985261; Scheibenbremse		24.3727-1315.2	581315 L= 1.620
1.8 i	92	03/98→12/03	➔	☐; → 599999; Scheibenbremse		24.3727-1300.2	581300 L= 1.590
			➔	☐; → 599999; Scheibenbremse		24.3727-1304.2	581304 L= 1.590
2.0 T	118	10/97→12/03	➔	☐; → 07/00; Scheibenbremse		24.3727-1300.2	581300 L= 1.590
			➔	☐; → 07/00; Scheibenbremse		24.3727-1304.2	581304 L= 1.590
2.0 T4	147	07/00→12/03	➔	☐; → 599999; Scheibenbremse		24.3727-1300.2	581300 L= 1.590
			➔	☐; → 599999; Scheibenbremse		24.3727-1304.2	581304 L= 1.590
			➔	☐; 600000→ 985261; Scheibenbremse		24.3727-1314.2	581314 L= 1.620
			➔	☐; 895262→; Scheibenbremse		24.3727-1314.2	581314 L= 1.620
			➔	☐; 895262→; Scheibenbremse		24.3727-1315.2	581315 L= 1.620
			➔	☐; 600000→ 985261; Scheibenbremse		24.3727-1315.2	581315 L= 1.620
VOLVO - S60 I (384) 07/00→04/10							
 Bremsbackensatz, Feststellbremse							
2.0 T	132	07/00→04/10	➔	09/01→ 01/09		03.0137-0450.2	650450 Ø 178 x 25
2.4	103	07/00→04/10	➔	11/00→ 01/09		03.0137-0450.2	650450 Ø 178 x 25
2.4 T	147	07/00→04/10					
2.4	125	11/00→04/10	➔	→ 01/09		03.0137-0450.2	650450 Ø 178 x 25
2.4 D	120	07/05→12/09					
2.4 T5	191	04/04→04/10					
2.4 Bifuel (CNG)	103	07/01→04/10	➔	06/02→ 01/09		03.0137-0450.2	650450 Ø 178 x 25
2.4 Bifuel (LPG)	103	07/01→04/10					
2.4 CDI	85	10/03→12/05	➔			03.0137-0450.2	650450 Ø 178 x 25
2.4 D	93	03/05→04/10	➔	09/05→ 01/09		03.0137-0450.2	650450 Ø 178 x 25
2.4 D5	136	03/05→04/10					
2.4 D	96	05/01→04/10	➔	12/01→ 01/09		03.0137-0450.2	650450 Ø 178 x 25
2.4 D5	120	01/01→04/10	➔	07/01→ 01/09		03.0137-0450.2	650450 Ø 178 x 25
2.4 T AWD	147	06/01→04/10	➔	11/01→ 01/09		03.0137-0450.2	650450 Ø 178 x 25
2.5 T	154	01/03→04/10	➔	02/04→ 01/09		03.0137-0450.2	650450 Ø 178 x 25
2.5 T AWD	154	07/02→04/10	➔	04/04→ 01/09		03.0137-0450.2	650450 Ø 178 x 25
R 2,5 T AWD	221	01/03→04/10	➔	03/03→ 01/09		03.0137-0450.2	650450 Ø 178 x 25
T5	184	07/00→04/10	➔	08/00→ 04/04		03.0137-0450.2	650450 Ø 178 x 25
Zubehörsatz, Feststellbremsbacken							
2.0 T	132	07/00→04/10	➔	09/01→ 01/09		03.0137-9283.2	669283
2.4	103	07/00→04/10	➔	11/00→ 01/09		03.0137-9283.2	669283
2.4 T	147	07/00→04/10					
2.4	125	11/00→04/10	➔	→ 01/09		03.0137-9283.2	669283
2.4 D	120	07/05→12/09					
2.4 T5	191	04/04→04/10					
2.4 Bifuel (CNG)	103	07/01→04/10	➔	06/02→ 01/09		03.0137-9283.2	669283
2.4 Bifuel (LPG)	103	07/01→04/10					
2.4 CDI	85	10/03→12/05	➔			03.0137-9283.2	669283
2.4 D	93	03/05→04/10	➔	09/05→ 01/09		03.0137-9283.2	669283
2.4 D5	136	03/05→04/10					
↓							













	kw			 	! #		
VOLVO - S60 I (384) 07/00→04/10							
Zubehörsatz, Feststellbremsbacken							
2.4 D	96	05/01→04/10	➡	12/01→ 01/09		03.0137-9283.2 669283	
2.4 D5	120	01/01→04/10	➡	07/01→ 01/09		03.0137-9283.2 669283	
2.4 T AWD	147	06/01→04/10	➡	11/01→ 01/09		03.0137-9283.2 669283	
2.5 T	154	01/03→04/10	➡	02/04→ 01/09		03.0137-9283.2 669283	
2.5 T AWD	154	07/02→04/10	➡	04/04→ 01/09		03.0137-9283.2 669283	
R 2,5 T AWD	221	01/03→04/10	➡	03/03→ 01/09		03.0137-9283.2 669283	
T5	184	07/00→04/10	➡	08/00→ 04/04		03.0137-9283.2 669283	
 Seilzug, Feststellbremse							
2.0 T	132	07/00→04/10	➡	⚠; 09/01→ 12/04; Scheibenbremse	2	24.3727-1311.2 581311	L= 1.926
2.4	103	07/00→04/10	➡	⚠; 11/00→ 12/04; Scheibenbremse	2	24.3727-1311.2 581311	L= 1.926
2.4 T	147	07/00→04/10	➡				
2.4	125	11/00→04/10	➡	⚠; → 12/04; Scheibenbremse	2	24.3727-1311.2 581311	L= 1.926
2.4 T5	191	04/04→04/10	➡				
2.4 D	96	05/01→04/10	➡	⚠; 12/01→ 12/04; Scheibenbremse	2	24.3727-1311.2 581311	L= 1.926
2.4 D5	120	01/01→04/10	➡	⚠; 07/01→ 12/04; Scheibenbremse	2	24.3727-1311.2 581311	L= 1.926
2.5 T	154	01/03→04/10	➡	⚠; 02/04→ 12/04; Scheibenbremse	2	24.3727-1311.2 581311	L= 1.926
T5	184	07/00→04/10	➡	⚠; 08/00→ 04/04; Scheibenbremse	2	24.3727-1311.2 581311	L= 1.926
VOLVO - S70 (874) 11/96→11/00							
 Bremsbackensatz, Feststellbremse							
2.0	93	01/97→11/00	➡			03.0137-0260.2 650260	∅ 178 x 25
2.0	105	01/97→11/00	➡				
2.0	120	01/97→11/00	➡				
2.0	132	01/97→11/00	➡				
2.0 Turbo	155	01/97→11/00	➡				
2.0 Turbo	166	01/97→11/00	➡				
2.3 T-5	176	01/97→11/00	➡				
2.3 Turbo	184	01/97→11/00	➡				
2.4	103	08/99→11/00	➡				
2.4	106	01/97→11/00	➡				
2.4	121	06/98→11/00	➡				
2.4	125	01/97→11/00	➡				
2.4 AWD	121	10/98→05/99	➡				
2.4 Bifuel	103	07/99→11/00	➡				
2.4 Bifuel	106	10/98→11/00	➡				
2.4 T5 AWD	142	11/96→04/99	➡				
2.4 Turbo	142	01/97→11/00	➡				
2.5 TDI	103	01/97→11/00	➡				
2.4 AWD	125	04/99→09/00	➡	→ 05/99		03.0137-0260.2 650260	∅ 178 x 25
Zubehörsatz, Feststellbremsbacken							
2.0	93	01/97→11/00	➡			03.0137-9176.2 669176	
2.0	105	01/97→11/00	➡				
2.0	120	01/97→11/00	➡				
2.0	132	01/97→11/00	➡				
2.0 Turbo	155	01/97→11/00	➡				
2.0 Turbo	166	01/97→11/00	➡				
2.3 T-5	176	01/97→11/00	➡				
2.3 Turbo	184	01/97→11/00	➡				
2.4	103	08/99→11/00	➡				
2.4	106	01/97→11/00	➡				
2.4	121	06/98→11/00	➡				
2.4	125	01/97→11/00	➡				
2.4 AWD	121	10/98→05/99	➡				
2.4 Bifuel	103	07/99→11/00	➡				
2.4 Bifuel	106	10/98→11/00	➡				
2.4 T5 AWD	142	11/96→04/99	➡				
2.4 Turbo	142	01/97→11/00	➡				
2.5 TDI	103	01/97→11/00	➡				
2.4 AWD	125	04/99→09/00	➡	→ 05/99		03.0137-9176.2 669176	
 Seilzug, Feststellbremse							
2.0	93	01/97→11/00	➡	⚠; Scheibenbremse	2	24.3727-1308.2 581308	L= 1.670
2.0	105	01/97→11/00	➡				
2.0	120	01/97→11/00	➡				
2.0	132	01/97→11/00	➡				
2.0 Turbo	155	01/97→11/00	➡				
2.0 Turbo	166	01/97→11/00	➡				
2.3 T-5	176	01/97→11/00	➡				
2.3 Turbo	184	01/97→11/00	➡				
2.4	103	08/99→11/00	➡				
2.4	106	01/97→11/00	➡				
↓							














	kw			 	! #		
VOLVO - S70 (874) 11/96→11/00							
 Seilzug, Feststellbremse							
2.4	121	06/98→11/00	➔	⏴; Scheibenbremse	2	24.3727-1308.2 581308	L= 1.670
2.4	125	01/97→11/00					
2.4 AWD	121	10/98→05/99					
2.4 Bifuel	103	07/99→11/00					
2.4 Bifuel	106	10/98→11/00					
2.4 T5 AWD	142	11/96→04/99					
2.4 Turbo	142	01/97→11/00					
2.5 TDI	103	01/97→11/00					
2.4 AWD	125	04/99→09/00	➔	⏴; → 05/99; Scheibenbremse	2	24.3727-1308.2 581308	L= 1.670
VOLVO - S80 I (184) 05/98→02/08							
 Bremsbackensatz, Feststellbremse							
2.0	120	06/98→07/06	➔	→ 02/06		03.0137-0450.2 650450	Ø 178 x 25
2.0 T	132	12/99→07/06					
2.0 T	166	06/98→07/06					
2.4	103	01/99→07/06					
2.4	125	01/99→07/06					
2.4 Bifuel (CNG)	103	09/01→07/06					
2.4 Bifuel (LPG)	103	09/01→07/06					
2.4 D	96	10/01→07/06					
2.4 D5	120	08/01→07/06					
2.4 T	147	06/00→07/06					
2.5 T AWD	154	07/03→07/06					
2.5 TDI	103	01/99→07/06					
2.8 T6	200	05/98→07/06					
2.9	147	03/99→07/06					
2.9	150	05/98→07/06					
3.0	144	06/01→07/06					
3.0 T6	200	06/01→07/06					
2.5 T	154	03/03→07/06	➔	07/03→ 02/06		03.0137-0450.2 650450	Ø 178 x 25
Zubehörsatz, Feststellbremsbacken							
2.0	120	06/98→07/06	➔	→ 02/06		03.0137-9283.2 669283	
2.0 T	132	12/99→07/06					
2.0 T	166	06/98→07/06					
2.4	103	01/99→07/06					
2.4	125	01/99→07/06					
2.4 Bifuel (CNG)	103	09/01→07/06					
2.4 Bifuel (LPG)	103	09/01→07/06					
2.4 D	96	10/01→07/06					
2.4 D5	120	08/01→07/06					
2.4 T	147	06/00→07/06					
2.5 T AWD	154	07/03→07/06					
2.5 TDI	103	01/99→07/06					
2.8 T6	200	05/98→07/06					
2.9	147	03/99→07/06					
2.9	150	05/98→07/06					
3.0	144	06/01→07/06					
3.0 T6	200	06/01→07/06					
2.5 T	154	03/03→07/06	➔	07/03→ 02/06		03.0137-9283.2 669283	
 Seilzug, Feststellbremse							
2.0	120	06/98→07/06	➔	⏴; → 02/06; Scheibenbremse	2	24.3727-1312.2 581312	L= 1.993
2.0 T	132	12/99→07/06					
2.0 T	166	06/98→07/06					
2.4	103	01/99→07/06					
2.4	125	01/99→07/06					
2.4 D	96	10/01→07/06					
2.4 D5	120	08/01→07/06					
2.4 T	147	06/00→07/06					
2.5 TDI	103	01/99→07/06					
2.8 T6	200	05/98→07/06					
2.9	147	03/99→07/06					
2.9	150	05/98→07/06					
3.0	144	06/01→07/06					
3.0 T6	200	06/01→07/06					
VOLVO - S80 II (124) 03/06→							
 Bremsbackensatz, Feststellbremse							
1.6 D DRIVe	80	01/10→12/11	➔			03.0137-0450.2 650450	Ø 178 x 25
1.6 DRIVe	84	06/11→					
2.0	107	01/08→09/12					
2.0 FlexFuel	107	01/08→12/11					
2.0 T	149	01/10→					
2.0 TDi	100	02/08→03/11					
2.4 D	120	03/06→					
2.4 D	129	01/10→03/11					
2.5 T	147	03/06→12/11					
2.5 T	170	01/10→12/12					











	kW			 	! #		
VOLVO - S80 II (124) 03/06→							
 Bremsbackensatz, Feststellbremse							
2.5 T	187	01/12→	➔			03.0137-0450.2 650450	Ø 178 x 25
2.5 T FlexFuel	147	05/08→12/11					
2.5 T FlexFuel	170	01/10→12/11					
3.2	175	03/06→					
3.2	179	01/10→					
3.2 AWD	175	01/07→12/10					
3.2 AWD	179	01/10→12/12					
4.4 V8 AWD	232	03/06→03/12					
D3 / D4	120	01/10→					
D5	136	03/06→					
D5	151	01/10→					
D5	158	06/11→					
D5 AWD	136	01/07→					
D5 AWD	151	01/10→					
D5 AWD	158	06/11→					
T5	177	10/10→					
T6 AWD	210	01/07→12/10					
T6 AWD	224	10/10→12/16					
Zubehörsatz, Feststellbremsbacken							
1.6 D DRIVe	80	01/10→12/11	➔			03.0137-9283.2 669283	
1.6 DRIVe	84	06/11→					
2.0	107	01/08→09/12					
2.0 FlexFuel	107	01/08→12/11					
2.0 T	149	01/10→					
2.0 TDi	100	02/08→03/11					
2.4 D	120	03/06→					
2.4 D	129	01/10→03/11					
2.5 T	147	03/06→12/11					
2.5 T	170	01/10→12/12					
2.5 T	187	01/12→					
2.5 T FlexFuel	147	05/08→12/11					
2.5 T FlexFuel	170	01/10→12/11					
3.2	175	03/06→					
3.2	179	01/10→					
3.2 AWD	175	01/07→12/10					
3.2 AWD	179	01/10→12/12					
4.4 V8 AWD	232	03/06→03/12					
D3 / D4	120	01/10→					
D5	136	03/06→					
D5	151	01/10→					
D5	158	06/11→					
D5 AWD	136	01/07→					
D5 AWD	151	01/10→					
D5 AWD	158	06/11→					
T5	177	10/10→					
T6 AWD	210	01/07→12/10					
T6 AWD	224	10/10→12/16					
 Seilzug, Feststellbremse							
1.6 D DRIVe	80	01/10→12/11	➔	☐; 35707→		24.3727-1316.2 581316	L= 756
1.6 DRIVe	84	06/11→					
2.0	107	01/08→09/12	➔	☐; 35707→		24.3727-1317.2 581317	L= 709
2.0 FlexFuel	107	01/08→12/11	➔	☐; → 12306; Scheibenbremse		24.3727-1318.2 581318	L= 691
2.0 T	149	01/10→					
2.0 TDi	100	02/08→03/11	➔	☐; → 12306; Scheibenbremse		24.3727-1319.2 581319	L= 735
2.4 D	120	03/06→					
2.4 D	129	01/10→03/11					
2.5 T	147	03/06→12/11					
2.5 T	170	01/10→12/12					
2.5 T FlexFuel	147	05/08→12/11					
2.5 T FlexFuel	170	01/10→12/11					
3.2	175	03/06→					
3.2	179	01/10→					
3.2 AWD	175	01/07→12/10					
3.2 AWD	179	01/10→12/12					
4.4 V8 AWD	232	03/06→03/12					
D3 / D4	120	01/10→					
D5	136	03/06→					
D5	151	01/10→					
D5	158	06/11→					
D5 AWD	136	01/07→					
D5 AWD	151	01/10→					
D5 AWD	158	06/11→					
T5	177	10/10→					
T6 AWD	210	01/07→12/10					
T6 AWD	224	10/10→12/16					
VOLVO - S90 (964) 11/96→12/98							
 Bremsbackensatz, Feststellbremse							
2.9	132	01/97→05/98				03.0137-0299.2 650299	Ø 160 x 25
2.9	150	01/97→05/98					
↓							















	kw			 	! #		
VOLVO - S90 (964) 11/96→12/98							
Zubehörsatz, Feststellbremsbacken							
2.9	132	01/97→05/98	➔			03.0137-9199.2	669199
2.9	150	01/97→05/98					
VOLVO - V40 Kombi (645) 07/95→06/04							
 Seilzug, Feststellbremse							
1.6	77	12/95→08/99	➔	☐; Scheibenbremse		24.3727-1300.2	581300 L= 1.590
			➔	☐; Scheibenbremse		24.3727-1304.2	581304 L= 1.590
			➔	☐; 600000→ 985261; Scheibenbremse		24.3727-1314.2	581314 L= 1.620
			➔	☐; 600000→ 985261; Scheibenbremse		24.3727-1315.2	581315 L= 1.620
1.6	80	03/99→06/04	➔	☐; → 599999; Scheibenbremse		24.3727-1300.2	581300 L= 1.590
			➔	☐; → 599999; Scheibenbremse		24.3727-1304.2	581304 L= 1.590
			➔	☐; 985262→; Scheibenbremse		24.3727-1314.2	581314 L= 1.620
			➔	☐; 985262→; Scheibenbremse		24.3727-1315.2	581315 L= 1.620
1.8	85	07/95→08/99	➔	☐; Scheibenbremse		24.3727-1300.2	581300 L= 1.590
1.9 DI	70	03/99→07/00					
1.9 T4	147	05/97→07/00	➔	☐; Scheibenbremse		24.3727-1304.2	581304 L= 1.590
1.9 TD	66	07/95→08/99					
2.0	103	07/95→08/99					
2.0 T	118	10/97→07/00					
1.8	90	03/99→06/04	➔	☐; → 599999; Scheibenbremse		24.3727-1300.2	581300 L= 1.590
1.8 i	90	06/01→06/04					
1.8 i	92	03/98→06/04	➔	☐; → 599999; Scheibenbremse		24.3727-1304.2	581304 L= 1.590
1.8 LPG	90	03/99→06/04	➔	☐; 985262→; Scheibenbremse		24.3727-1314.2	581314 L= 1.620
1.9 DI	75	07/00→06/04					
1.9 DI	85	07/00→06/04	➔	☐; 600000→ 985261; Scheibenbremse		24.3727-1314.2	581314 L= 1.620
2.0	100	07/95→06/04	➔	☐; 985262→; Scheibenbremse		24.3727-1315.2	581315 L= 1.620
2.0 T	120	06/01→06/04					
2.0 T4	147	07/00→06/04	➔	☐; 600000→ 985261; Scheibenbremse		24.3727-1315.2	581315 L= 1.620
2.0 T	121	07/99→06/04	➔	☐; 07/00→ 06/01; Scheibenbremse		24.3727-1300.2	581300 L= 1.590
			➔	☐; 07/00→ 06/01; Scheibenbremse		24.3727-1304.2	581304 L= 1.590
VOLVO - V70 I (875, 876) 12/95→12/00							
 Bremsbackensatz, Feststellbremse							
2.0	93	12/95→03/00	➔	01/97→		03.0137-0260.2	650260 Ø 178 x 25
2.0	105	12/95→03/00					
2.0	132	11/96→03/00					
2.0 Turbo	155	12/95→03/00					
2.3 Turbo	184	12/95→03/00					
2.4	106	12/95→03/00					
2.0	120	01/97→12/00	➔	→ 03/00		03.0137-0260.2	650260 Ø 178 x 25
2.4 Bifuel	103	08/99→12/00					
2.0 Turbo	166	11/96→12/00	➔	01/97→ 03/00		03.0137-0260.2	650260 Ø 178 x 25
2.3 T-5	176	11/96→12/00					
2.4	125	12/95→05/00					
2.4 Turbo	142	04/96→12/00					
2.5 TDI	103	12/95→12/00					
2.0 Turbo AWD	166	11/96→12/00	➔	01/97→ 03/00		03.0137-0449.2	650449 Ø 178 x 25
2.4 Turbo AWD	142	04/96→12/00					
2.3 T-5 AWD	176	01/97→12/00	➔	→ 03/00		03.0137-0449.2	650449 Ø 178 x 25
2.4 Turbo AWD	195	03/99→12/00					
2.3 T AWD	184	04/97→03/00	➔			03.0137-0449.2	650449 Ø 178 x 25
2.4	103	03/99→12/00	➔	08/99→ 03/00		03.0137-0260.2	650260 Ø 178 x 25
2.4	121	06/98→12/99	➔			03.0137-0260.2	650260 Ø 178 x 25
2.4 AWD	121	06/98→12/99	➔	10/98→ 05/99		03.0137-0260.2	650260 Ø 178 x 25
2.4 Bifuel	106	05/98→12/99	➔	10/98→ 08/99		03.0137-0260.2	650260 Ø 178 x 25
Zubehörsatz, Feststellbremsbacken							
2.0	93	12/95→03/00	➔	01/97→		03.0137-9176.2	669176
2.0	105	12/95→03/00					
2.0	132	11/96→03/00					
2.0 Turbo	155	12/95→03/00					
2.3 Turbo	184	12/95→03/00					
2.4	106	12/95→03/00					
2.0	120	01/97→12/00	➔	→ 03/00		03.0137-9176.2	669176
2.4 Bifuel	103	08/99→12/00					
2.0 Turbo	166	11/96→12/00	➔	01/97→ 03/00		03.0137-9176.2	669176
2.3 T-5	176	11/96→12/00					
2.4	125	12/95→05/00					
2.4 Turbo	142	04/96→12/00					
2.5 TDI	103	12/95→12/00					
↓							














	kW				! #		
VOLVO - V70 I (875, 876) 12/95→12/00							
Zubehörsatz, Feststellbremsbacken							
2.4	103	03/99→12/00	➡	08/99→ 03/00		03.0137-9176.2 669176	
2.4	121	06/98→12/99	➡			03.0137-9176.2 669176	
2.4 AWD	121	06/98→12/99	➡	10/98→ 05/99		03.0137-9176.2 669176	
2.4 Bifuel	106	05/98→12/99	➡	10/98→ 08/99		03.0137-9176.2 669176	
 Seilzug, Feststellbremse							
2.0	93	12/95→03/00	➡	⬇; 01/97→; Scheibenbremse	2	24.3727-1308.2 581308	L= 1.670
2.0	105	12/95→03/00					
2.0	132	11/96→03/00					
2.0 Turbo	155	12/95→03/00					
2.3 Turbo	184	12/95→03/00					
2.4	106	12/95→03/00					
2.0	120	01/97→12/00	➡	⬇; → 03/00; Scheibenbremse	2	24.3727-1308.2 581308	L= 1.670
2.4 Bifuel	103	08/99→12/00					
2.0 Turbo	166	11/96→12/00	➡	⬇; 01/97→ 03/00; Scheibenbremse	2	24.3727-1308.2 581308	L= 1.670
2.3 T-5	176	11/96→12/00					
2.4	125	12/95→05/00					
2.4 Turbo	142	04/96→12/00					
2.5 TDI	103	12/95→12/00					
2.4	103	03/99→12/00	➡	⬇; 08/99→ 03/00; Scheibenbremse	2	24.3727-1308.2 581308	L= 1.670
2.4	121	06/98→12/99	➡	⬇; Scheibenbremse	2	24.3727-1308.2 581308	L= 1.670
2.4 AWD	121	06/98→12/99	➡	⬇; 10/98→ 05/99; Scheibenbremse	2	24.3727-1308.2 581308	L= 1.670
2.4 Bifuel	106	05/98→12/99	➡	⬇; 10/98→ 08/99; Scheibenbremse	2	24.3727-1308.2 581308	L= 1.670
VOLVO - V70 II (285) 11/99→12/08							
 Bremsbackensatz, Feststellbremse							
2.0 T	132	11/99→08/07	➡	07/01→ 07/07		03.0137-0450.2 650450	Ø 178 x 25
2.3 T5	184	11/99→12/04	➡	03/00→		03.0137-0450.2 650450	Ø 178 x 25
2.4 T	147	11/99→08/03					
2.4	103	03/00→08/07	➡	→ 07/07		03.0137-0450.2 650450	Ø 178 x 25
2.4	125	03/00→08/07					
2.4 Bifuel (CNG)	103	09/01→08/07					
2.4 Bifuel (LPG)	103	09/01→08/07					
2.4 T5	191	04/04→08/07					
R 2,5 T AWD	221	03/03→08/07					
2.4 CDI	90	07/05→12/08	➡			03.0137-0450.2 650450	Ø 178 x 25
2.4 T AWD	147	09/01→08/02					
2.4 D	93	04/05→12/08	➡	05/05→ 07/07		03.0137-0450.2 650450	Ø 178 x 25
2.4 D	96	07/01→08/07	➡	12/01→ 07/07		03.0137-0450.2 650450	Ø 178 x 25
2.4 D5	120	01/01→12/08	➡	08/01→ 07/07		03.0137-0450.2 650450	Ø 178 x 25
2.4 D5	136	04/05→12/08	➡	12/05→ 07/07		03.0137-0450.2 650450	Ø 178 x 25
2.4 D5 AWD	136	05/05→08/07					
2.4 D5 AWD	120	07/02→08/07	➡	03/03→ 07/07		03.0137-0450.2 650450	Ø 178 x 25
2.5 T	154	07/01→08/07	➡	04/04→ 07/07		03.0137-0450.2 650450	Ø 178 x 25
2.5 T AWD	154	07/02→08/07	➡	09/02→ 07/07		03.0137-0450.2 650450	Ø 178 x 25
2.5 TDI	103	11/99→08/07	➡	03/00→ 07/07		03.0137-0450.2 650450	Ø 178 x 25
Zubehörsatz, Feststellbremsbacken							
2.0 T	132	11/99→08/07	➡	07/01→ 07/07		03.0137-9283.2 669283	
2.3 T5	184	11/99→12/04	➡	03/00→		03.0137-9283.2 669283	
2.4 T	147	11/99→08/03					
2.4	103	03/00→08/07	➡	→ 07/07		03.0137-9283.2 669283	
2.4	125	03/00→08/07					
2.4 Bifuel (CNG)	103	09/01→08/07					
2.4 Bifuel (LPG)	103	09/01→08/07					
2.4 T5	191	04/04→08/07					
R 2,5 T AWD	221	03/03→08/07					
2.4 CDI	90	07/05→12/08	➡			03.0137-9283.2 669283	
2.4 T AWD	147	09/01→08/02					
2.4 D	93	04/05→12/08	➡	05/05→ 07/07		03.0137-9283.2 669283	
2.4 D	96	07/01→08/07	➡	12/01→ 07/07		03.0137-9283.2 669283	
2.4 D5	120	01/01→12/08	➡	08/01→ 07/07		03.0137-9283.2 669283	
2.4 D5	136	04/05→12/08	➡	12/05→ 07/07		03.0137-9283.2 669283	
2.4 D5 AWD	136	05/05→08/07					
2.4 D5 AWD	120	07/02→08/07	➡	03/03→ 07/07		03.0137-9283.2 669283	
2.5 T	154	07/01→08/07	➡	04/04→ 07/07		03.0137-9283.2 669283	
2.5 T AWD	154	07/02→08/07	➡	09/02→ 07/07		03.0137-9283.2 669283	
↓							










	kw					! #		
VOLVO - V70 II (285) 11/99→12/08								
Zubehörsatz, Feststellbremsbacken								
2.5 TDI	103	11/99→08/07	➡	03/00→07/07			03.0137-9283.2 669283	
 Seilzug, Feststellbremse								
2.0 T	132	11/99→08/07	➡	☒; 07/01→07/07; Scheibenbremse	2	24.3727-1303.2 581303	L= 1.962	
2.3 T5	184	11/99→12/04	➡	☒; 03/00→; Scheibenbremse	2	24.3727-1303.2 581303	L= 1.962	
2.4 T	147	11/99→08/03	➡					
2.4	103	03/00→08/07	➡	☒; →07/07; Scheibenbremse	2	24.3727-1303.2 581303	L= 1.962	
2.4	125	03/00→08/07						
2.4 CDI	90	07/05→12/08						
2.4 T5	191	04/04→08/07						
2.4 D	93	04/05→12/08	➡	☒; 05/05→07/07; Scheibenbremse	2	24.3727-1303.2 581303	L= 1.962	
2.4 D	96	07/01→08/07	➡	☒; 12/01→07/07; Scheibenbremse	2	24.3727-1303.2 581303	L= 1.962	
2.4 D5	120	01/01→12/08	➡	☒; 08/01→07/07; Scheibenbremse	2	24.3727-1303.2 581303	L= 1.962	
2.4 D5	136	04/05→12/08	➡	☒; 12/05→07/07; Scheibenbremse	2	24.3727-1303.2 581303	L= 1.962	
2.5 T	154	07/01→08/07	➡	☒; 04/04→07/07; Scheibenbremse	2	24.3727-1303.2 581303	L= 1.962	
2.5 TDI	103	11/99→08/07	➡	☒; 03/00→07/07; Scheibenbremse	2	24.3727-1303.2 581303	L= 1.962	
VOLVO - V90 Kombi (965) 11/96→12/98								
 Bremsbackensatz, Feststellbremse								
2.9	132	01/97→12/98					03.0137-0299.2 650299	Ø 160 x 25
2.9	150	01/97→12/98						
Zubehörsatz, Feststellbremsbacken								
2.9	132	01/97→12/98	➡				03.0137-9199.2 669199	
2.9	150	01/97→12/98						
VOLVO - XC70 CROSS COUNTRY (295) 10/97→10/07								
 Bremsbackensatz, Feststellbremse								
2.4 D5 AWD	136	12/05→08/07	➡	→07/07			03.0137-0450.2 650450	Ø 178 x 25
2.4 D5 XC AWD	120	09/02→08/07						
2.5 T XC AWD	154	09/02→08/07						
2.4 T XC AWD	147	03/00→09/02	➡				03.0137-0450.2 650450	Ø 178 x 25
Zubehörsatz, Feststellbremsbacken								
2.4 D5 AWD	136	12/05→08/07	➡	→07/07			03.0137-9283.2 669283	
2.4 D5 XC AWD	120	09/02→08/07						
2.5 T XC AWD	154	09/02→08/07						
2.4 T XC AWD	147	03/00→09/02	➡				03.0137-9283.2 669283	
VOLVO - XC90 I (275) 06/02→01/15								
 Bremsbackensatz, Feststellbremse								
2.5 T AWD	154	10/02→09/14	➡				03.0137-3034.2 653034	Ø 178 x 25 - HEB
2.5 T AWD	154	10/12→09/14						
3.2 AWD	179	04/10→12/12						
D3 / D5	120	04/09→12/14						
D5 AWD	120	10/02→12/06						
D5 AWD	120	10/07→12/10						
D5 AWD	147	01/11→12/14						
D5 AWD	155	11/13→09/14						
T6 AWD	200	10/02→12/06						
V8 AWD	232	01/05→12/10						
3.2 AWD	175	03/06→12/10	➡	05/06→			03.0137-3034.2 653034	Ø 178 x 25 - HEB
D5 AWD	136	04/05→12/10						
VW - AMAROK (2HA, 2HB, S1B, S6B, S7A, S7B) 09/10→								
 Radbremszylinder								
2.0 BiTDI	120	09/10→	➡	+PR 2E3			24.3226-1703.3 020573	Ø 26,99 ALU
2.0 BiTDI	132	11/11→						
2.0 BiTDI 4motion	120	09/10→						
2.0 BiTDI 4motion	132	11/11→						
2.0 TDI	90	09/10→10/13						
2.0 TDI	103	07/12→10/16						
2.0 TDI 4motion	90	09/10→10/13						
2.0 TDI 4motion	103	06/12→						
2.0 TSI	118	12/10→						
3.0 TDI	120	06/16→						
3.0 TDI 4motion	150	06/16→						
3.0 TDI 4motion	190	05/18→						
3.0 TDI 4motion	120	06/16→	➡	09/16→; +PR 2E3			24.3226-1703.3 020573	Ø 26,99 ALU
3.0 TDI 4motion	165	06/16→						











	kW					! #		
VW - AMAROK (2HA, 2HB, S1B, S6B, S7A, S7B) 09/10→								
 Bremsbackensatz								
2.0 BiTDI	120	09/10→	➔	+PR 2E3			03.0137-0508.2 650508	Ø 294 x 57 + HEB
2.0 BiTDI	132	11/11→						
2.0 BiTDI 4motion	120	09/10→						
2.0 BiTDI 4motion	132	11/11→						
2.0 TDI	90	09/10→10/13						
2.0 TDI	103	07/12→10/16						
2.0 TDI 4motion	90	09/10→10/13						
2.0 TDI 4motion	103	06/12→						
2.0 TSI	118	12/10→						
3.0 TDI	120	06/16→						
3.0 TDI 4motion	150	06/16→						
3.0 TDI 4motion	190	05/18→						
3.0 TDI 4motion	120	06/16→	➔	09/16→; +PR 2E3			03.0137-0508.2 650508	Ø 294 x 57 + HEB
3.0 TDI 4motion	165	06/16→						
VW - AMAROK Pritsche/Fahrgestell (S1B) 09/11→								
 Radbremszylinder								
2.0 TDI 4motion	103	09/11→	➔	06/12→; +PR 2E3			24.3226-1703.3 020573	Ø 26,99 ALU
3.0 TDI 4motion	150	06/16→	➔	+PR 2E3			24.3226-1703.3 020573	Ø 26,99 ALU
3.0 TDI 4motion	190	05/18→						
 Bremsbackensatz								
2.0 TDI 4motion	103	09/11→	➔	06/12→; +PR 2E3			03.0137-0508.2 650508	Ø 294 x 57 + HEB
3.0 TDI 4motion	150	06/16→	➔	+PR 2E3			03.0137-0508.2 650508	Ø 294 x 57 + HEB
3.0 TDI 4motion	190	05/18→						
VW - BEETLE (5C1, 5C2) 04/11→07/19								
 Seilzug, Feststellbremse								
1.2 TSI	77	07/11→07/19	➔	⏴; 12/11→; +PR 0N9; Scheibenbremse	2		24.3727-3405.2 583405	L= 1.482
1.4 TSI	118	10/11→07/16						
2.5	125	04/11→07/19						
1.2 TSI 16V	77	12/14→07/19	➔	⏴; +PR 0N9; Scheibenbremse	2		24.3727-3405.2 583405	L= 1.482
1.6 TDI	77	10/11→07/16						
2.0 TDI	103	04/11→07/16						
1.4 TSI	110	12/14→07/19	➔	⏴; +PR 0N9; Scheibenbremse	2		24.3727-3405.2 583405	L= 1.482
2.0 TSI	162	12/14→09/18	➔	⏴; +PR 0N4; Scheibenbremse	1		24.3727-3406.2 583406	L= 1.498
2.0 TDI	81	06/14→09/18	➔	⏴; 12/14→; +PR 0N9; Scheibenbremse	2		24.3727-3405.2 583405	L= 1.482
			➔	⏴; 12/14→; +PR 0N4; Scheibenbremse	1		24.3727-3406.2 583406	L= 1.498
2.0 TDI	110	07/14→09/18	➔	⏴; 09/14→; +PR 0N9; Scheibenbremse	2		24.3727-3405.2 583405	L= 1.482
2.0 TSI	147	04/11→07/16	➔	⏴; 12/11→; +PR 0N9; Scheibenbremse	2		24.3727-3405.2 583405	L= 1.482
			➔	⏴; +PR 0N4; Scheibenbremse	1		24.3727-3406.2 583406	L= 1.498
2.0 TSI	155	12/12→07/19	➔	⏴; 05/13→; +PR 0N9; Scheibenbremse	2		24.3727-3405.2 583405	L= 1.482
			➔	⏴; 05/13→; +PR 0N4; Scheibenbremse	1		24.3727-3406.2 583406	L= 1.498
VW - BEETLE Cabriolet (5C7, 5C8) 12/11→07/19								
 Seilzug, Feststellbremse								
1.2 TSI	77	12/11→07/19	➔	⏴; 11/12→; Scheibenbremse	2		24.3727-3406.2 583406	L= 1.498
1.4 TSI	118	12/11→07/16						
1.6 TDI	77	12/11→07/16						
2.0 TDI	103	04/12→07/16						
2.0 TSI	147	12/11→07/16						
1.2 TSI 16V	77	12/14→07/19	➔	⏴; Scheibenbremse	2		24.3727-3406.2 583406	L= 1.498
1.4 TSI	110	12/14→09/18						
2.0 TDI	110	09/14→09/18						
2.0 TSI	162	12/14→09/18						
2.0 TDI	81	06/14→09/18	➔	⏴; 12/14→; Scheibenbremse	2		24.3727-3406.2 583406	L= 1.498
2.0 TSI	155	12/12→07/19	➔	⏴; 05/13→; Scheibenbremse	2		24.3727-3406.2 583406	L= 1.498
2.5	125	12/11→07/16	➔	⏴; 12/12→; Scheibenbremse	2		24.3727-3406.2 583406	L= 1.498
VW - BORA (1J2) 10/98→12/13								
 Seilzug, Feststellbremse								
1.4 16V	55	03/00→05/05	➔	⏴; → 1J-YW238580; Scheibenbremse	2		24.3727-0149.2 580149	L= 1.688
1.6	74	10/98→05/05						
1.6	75	08/00→05/05	➔	⏴; 1J-YW238581→; → 12/04; Scheibenbremse	2		24.3727-0173.2 580173	L= 1.693
1.8	92	10/98→05/05						
1.9 SDI	50	10/98→05/05						
2.0	85	10/98→12/13						
1.6 16V	77	05/00→05/05	➔	⏴; → 12/04; Scheibenbremse	2		24.3727-0173.2 580173	L= 1.693
1.6 FSI	81	01/02→05/05						












	kw			 	! #		
VW - BORA (1J2) 10/98→12/13							
 Seilzug, Feststellbremse							
1.9 TDI	74	09/00→05/05	➡	⬇; → 12/04; Scheibenbremse	2	24.3727-0173.2 580173	L= 1.693
1.8 4motion 1.9 TDI 4motion 2.0 4motion 2.3 V5 4motion	92 74 85 125	02/99→05/05 09/00→05/05 04/00→05/05 10/00→05/05	➡	⬇; → 12/04; Scheibenbremse	2	24.3727-0175.2 580175	L= 1.723
1.8 T	110	05/00→05/05	➡	⬇; 09/00→ 12/04; Scheibenbremse	2	24.3727-0173.2 580173	L= 1.693
1.8 T	132	03/02→05/05	➡	⬇; 05/02→ 12/04; Scheibenbremse	2	24.3727-0173.2 580173	L= 1.693
1.9 TDI	66	10/98→05/05	➡	⬇; → 1J-YW238580; Scheibenbremse	2	24.3727-0149.2 580149	L= 1.688
			➡	⬇; 1J-YW238581→; → 06/01; Scheibenbremse	2	24.3727-0173.2 580173	L= 1.693
1.9 TDI	81	10/98→06/01	➡	⬇; → 1J-YW238580; Scheibenbremse	2	24.3727-0149.2 580149	L= 1.688
			➡	⬇; 1J-YW238581→; Scheibenbremse	2	24.3727-0173.2 580173	L= 1.693
1.9 TDI	85	12/98→01/02	➡	⬇; 02/99→; → 1J-YW238580; Scheibenbremse	2	24.3727-0149.2 580149	L= 1.688
			➡	⬇; 1J-YW238581→; → 06/01; Scheibenbremse	2	24.3727-0173.2 580173	L= 1.693
1.9 TDI	96	11/00→05/05	➡	⬇; 04/01→ 12/04; Scheibenbremse	2	24.3727-0173.2 580173	L= 1.693
1.9 TDI	110	05/00→05/05	➡	⬇; 10/00→ 12/04; Scheibenbremse	2	24.3727-0173.2 580173	L= 1.693
1.9 TDI 4motion	66	11/98→04/02	➡	⬇; 02/99→ 06/01; Scheibenbremse	2	24.3727-0175.2 580175	L= 1.723
1.9 TDI 4motion	85	02/99→06/01	➡	⬇; Scheibenbremse	2	24.3727-0175.2 580175	L= 1.723
1.9 TDI 4motion	96	11/00→05/05	➡	⬇; 04/01→ 12/04; Scheibenbremse	2	24.3727-0175.2 580175	L= 1.723
1.9 TDI 4motion	110	05/00→05/05	➡	⬇; 10/00→ 12/04; Scheibenbremse	2	24.3727-0175.2 580175	L= 1.723
2.3 V5	110	10/98→10/00	➡	⬇; 1J-YW238581→; Scheibenbremse	2	24.3727-0173.2 580173	L= 1.693
2.3 V5	125	10/00→05/05	➡	⬇; 1J-YW238581→; → 12/04; Scheibenbremse	2	24.3727-0173.2 580173	L= 1.693
2.3 V5 4motion	110	12/98→10/00	➡	⬇; 02/99→; Scheibenbremse	2	24.3727-0175.2 580175	L= 1.723
2.8 V6 4motion	150	03/99→05/05	➡	⬇; 05/99→ 12/04; Scheibenbremse	2	24.3727-0175.2 580175	L= 1.723
VW - BORA Variant (1J6) 05/99→05/05							
 Seilzug, Feststellbremse							
1.4 16V 1.6 1.6 2.0	55 74 75 85	09/01→05/05 05/99→05/05 08/00→05/05 05/99→05/05	➡	⬇; → 1J-YW238580; Scheibenbremse	2	24.3727-0149.2 580149	L= 1.688
			➡	⬇; 1J-YW238581→; → 12/04; Scheibenbremse	2	24.3727-0173.2 580173	L= 1.693
1.6 16V 1.6 FSI 1.8 T 1.9 TDI 1.9 TDI	77 81 132 74 110	02/00→05/05 01/02→05/05 05/02→05/05 09/00→05/05 05/01→05/05	➡	⬇; → 12/04; Scheibenbremse	2	24.3727-0173.2 580173	L= 1.693
1.8 4motion 1.9 TDI 4motion 1.9 TDI 4motion 2.0 4motion 2.3 V5 4motion 2.8 V6 4motion	92 74 110 85 125 150	05/99→05/05 09/00→05/05 05/01→05/05 04/00→05/05 10/00→05/05 05/99→05/05	➡	⬇; → 12/04; Scheibenbremse	2	24.3727-0175.2 580175	L= 1.723
1.8 T	110	05/00→05/05	➡	⬇; 09/00→ 12/04; Scheibenbremse	2	24.3727-0173.2 580173	L= 1.693
1.9 TDI	66	07/04→05/05	➡	⬇; → 1J-YW238580; Scheibenbremse	2	24.3727-0149.2 580149	L= 1.688
1.9 TDI 1.9 TDI	81 85	05/99→06/01 05/99→06/01	➡	⬇; → 1J-YW238580; Scheibenbremse	2	24.3727-0149.2 580149	L= 1.688
			➡	⬇; 1J-YW238581→; Scheibenbremse	2	24.3727-0173.2 580173	L= 1.693
1.9 TDI	96	11/00→05/05	➡	⬇; 04/01→ 12/04; Scheibenbremse	2	24.3727-0173.2 580173	L= 1.693
1.9 TDI 4motion 2.3 V5 4motion	85 110	05/99→06/01 05/99→10/00	➡	⬇; Scheibenbremse	2	24.3727-0175.2 580175	L= 1.723
1.9 TDI 4motion	96	11/00→05/05	➡	⬇; 04/01→ 12/04; Scheibenbremse	2	24.3727-0175.2 580175	L= 1.723
2.0 4motion	88	12/99→05/03	➡	⬇; 04/00→; Scheibenbremse	2	24.3727-0175.2 580175	L= 1.723
2.3 V5	110	05/99→10/00	➡	⬇; 1J-YW238581→; Scheibenbremse	2	24.3727-0173.2 580173	L= 1.693
2.3 V5	125	10/00→05/05	➡	⬇; 1J-YW238581→; → 12/04; Scheibenbremse	2	24.3727-0173.2 580173	L= 1.693
VW - CADDY II Kasten (9K9A) 11/95→01/04							
 Radbremszylinder							
1.4 1.9 D 1.9 SDI 1.9 TDI 60 1.4 75 1.6 ↓	55 47 47 66 44 55	08/00→01/04 11/95→01/04 11/95→01/04 09/96→01/04 11/95→01/04 11/95→05/97	➡			24.3220-0909.3 020210	Ø 20,64 ALU








	kw					! #		
VW - CADDY II Kasten (9K9A) 11/95→01/04								
 Radbremszylinder								
75 1.6	55	11/95→09/00	➔			24.3220-0909.3	020210	Ø 20,64 ALU
Zubehörsatz, Bremsbacken								
1.4	55	08/00→01/04	➔	⏴; 9K-Y-500748→		03.0137-9149.2	669149	
1.9 D	47	11/95→01/04						
1.9 SDI	47	11/95→01/04	➔	→ 9K-Y-500747		03.0137-9164.2	669164	
1.9 TDI	66	09/96→01/04						
60 1.4	44	11/95→01/04						
75 1.6	55	11/95→05/97						
75 1.6	55	11/95→09/00						
 Bremstrommel								
1.4	55	08/00→01/04	➔	→ 9K-Y-500747; - ABS		24.0223-0015.1	480073	Ø 230,0 x 51 / 231 - RLG
1.9 D	47	11/95→01/04						
1.9 SDI	47	11/95→01/04	➔	→ 9K-Y-500747; + ABS		24.0223-0019.1	480176	Ø 230,0 x 50,5 / 231 - RLG / + ABS Ring
1.9 TDI	66	09/96→01/04						
60 1.4	44	11/95→01/04	➔	9K-Y-500748→		24.0223-0020.1	480177	Ø 230,0 x 39,7 / 231,5
75 1.6	55	11/95→05/97						
75 1.6	55	11/95→09/00						
 Bremsbackensatz								
1.4	55	08/00→01/04	➔	→ 9K-Y-500747		03.0137-0264.2	650264	Ø 230 x 40 + HEB
1.9 D	47	11/95→01/04				03.0520-6120.3	696120	VW Ø 230 x 40 Ø 20,64 + RZ / + Zub TopKit
1.9 SDI	47	11/95→01/04						
1.9 TDI	66	09/96→01/04						
60 1.4	44	11/95→01/04	➔	9K-Y-500748→		03.0137-0357.2	650357	Ø 230 x 32 + HEB
75 1.6	55	11/95→05/97				03.0520-6920.3	696920	Ø 230 x 32 Ø 20,64 + RZ / + Zub TopKit
75 1.6	55	11/95→09/00						
 Seilzug, Feststellbremse								
1.4	55	08/00→01/04	➔	⏴; Trommelbremse	2	24.3727-2700.2	582700	L= 1.671
1.9 D	47	11/95→01/04						
1.9 SDI	47	11/95→01/04						
1.9 TDI	66	09/96→01/04						
60 1.4	44	11/95→01/04						
75 1.6	55	11/95→05/97						
75 1.6	55	11/95→09/00						
VW - CADDY II Kombi (9K9B) 11/95→12/04								
 Radbremszylinder								
1.4	44	11/95→01/04	➔			24.3220-0909.3	020210	Ø 20,64 ALU
1.4 16V	55	08/00→01/04						
1.6	55	11/95→05/97						
1.6	55	06/97→09/00						
1.9 D	47	11/95→01/04						
1.9 SDI	47	11/95→01/04						
1.9 TDI	66	10/96→01/04						
Zubehörsatz, Bremsbacken								
1.4	44	11/95→01/04	➔	⏴; 9K-Y-500748→		03.0137-9149.2	669149	
1.4 16V	55	08/00→01/04						
1.6	55	11/95→05/97	➔	→ 9K-Y-500747		03.0137-9164.2	669164	
1.6	55	06/97→09/00						
1.9 D	47	11/95→01/04						
1.9 SDI	47	11/95→01/04						
1.9 TDI	66	10/96→01/04						
 Bremstrommel								
1.4	44	11/95→01/04	➔	→ 9K-Y-500747; - ABS		24.0223-0015.1	480073	Ø 230,0 x 51 / 231 - RLG
1.4 16V	55	08/00→01/04						
1.6	55	11/95→05/97	➔	→ 9K-Y-500747; + ABS		24.0223-0019.1	480176	Ø 230,0 x 50,5 / 231 - RLG / + ABS Ring
1.6	55	06/97→09/00						
1.9 D	47	11/95→01/04	➔	9K-Y-500748→		24.0223-0020.1	480177	Ø 230,0 x 39,7 / 231,5
1.9 SDI	47	11/95→01/04						
1.9 TDI	66	10/96→01/04						
 Bremsbackensatz								
1.4	44	11/95→01/04	➔	→ 9K-Y-500747		03.0137-0264.2	650264	Ø 230 x 40 + HEB
1.4 16V	55	08/00→01/04				03.0520-6120.3	696120	VW Ø 230 x 40 Ø 20,64 + RZ / + Zub TopKit
1.6	55	11/95→05/97						
1.6	55	06/97→09/00						
1.9 D	47	11/95→01/04	➔	9K-Y-500748→		03.0137-0357.2	650357	Ø 230 x 32 + HEB
1.9 SDI	47	11/95→01/04				03.0520-6920.3	696920	Ø 230 x 32 Ø 20,64 + RZ / + Zub TopKit
1.9 TDI	66	10/96→01/04						
↓								











	kw			 	! #		
VW - CADDY II Kombi (9K9B) 11/95→12/04							
 Seilzug, Feststellbremse							
1.4	44	11/95→01/04	➔	☒; Trommelbremse	2	24.3727-2700.2 582700	L= 1.671
1.4 16V	55	08/00→01/04					
1.6	55	11/95→05/97					
1.6	55	06/97→09/00					
1.9 D	47	11/95→01/04					
1.9 SDI	47	11/95→01/04					
1.9 TDI	66	10/96→01/04					
VW - CADDY II Pick-up (9U7) 06/96→12/00							
 Radbremszylinder							
1.6	55	06/96→12/00	➔	10/97→; + ABS		24.3219-1721.3 020422	Ø 19,05 GG
1.9 D	47	06/96→12/00	➔	10/97→; - ABS		24.3222-1712.3 020424	Ø 22,2 GG
Zubehörsatz, Bremsbacken							
1.6	55	06/96→12/00	➔	10/97→		03.0137-9168.2 669168	VW
1.9 D	47	06/96→12/00					
 Bremstrommel							
1.6	55	06/96→12/00	➔	10/97→		24.0220-0018.1 480019	Ø 200,0 x 50 / 201 - RLG / - ABS Ring
1.9 D	47	06/96→12/00				24.0220-0718.2 480209	Ø 200,0 x 50 / 201 + RLG / - ABS Ring
 Bremsbackensatz							
1.6	55	06/96→12/00	➔	10/97→		03.0137-0268.2 650268	VW Ø 200 x 40 + HEB
1.9 D	47	06/96→12/00	➔	10/97→; + ABS		03.0520-5319.3 695319	Ø 200 x 40 Ø 19,05 + RZ / + Zub TopKit
			➔	10/97→; - ABS		03.0520-7022.3 697022	VW Ø 200 x 40 Ø 22,2 + RZ / + Zub TopKit
 Seilzug, Feststellbremse							
1.6	55	06/96→12/00	➔	☒; 10/97→; Trommelbremse	2	24.3727-2508.2 582508	L= 1.782
1.9 D	47	06/96→12/00					
VW - CADDY III Kasten (2KA, 2KH, 2CA, 2CH) 03/04→05/15							
 Seilzug, Feststellbremse							
1.2 TSI	63	09/10→05/15	➔	☒; +PR 0E1; für Fahrzeuge mit verstärktem Fahrwerk	2	24.3727-0188.2 580188	L= 1.713
1.2 TSI	77	09/10→05/15					
1.6 TDI	55	08/10→05/15	➔	☒; +PR 0E2	2	24.3727-0194.2 580194	L= 2.030
1.6 TDI	75	08/10→05/15					
2.0 TDI	125	05/12→05/15					
1.4	55	03/04→05/06	➔	☒; 2K-8-075001→; +PR 0E1; Scheibenbremse	2	24.3727-0188.2 580188	L= 1.713
			➔	☒; → 2K-8-075000; Scheibenbremse	2	24.3727-0188.2 580188	L= 1.713
			➔	☒; 2K-8-075001→; +PR 0E2	2	24.3727-0194.2 580194	L= 2.030
1.4	59	05/06→08/10	➔	☒; 11/09→; +PR 0E1; für Fahrzeuge mit verstärktem Fahrwerk	2	24.3727-0188.2 580188	L= 1.713
1.6	75	04/04→05/15					
1.9 TDI	55	09/05→08/10	➔	☒; → 2K-8-075000; Scheibenbremse	2	24.3727-0188.2 580188	L= 1.713
1.9 TDI	77	04/04→08/10					
2.0 EcoFuel	80	04/06→05/15	➔	☒; 2K-8-075001→; +PR 0E1; → 10/09; Scheibenbremse	2	24.3727-0188.2 580188	L= 1.713
2.0 SDI	51	03/04→08/10					
2.0 TDI	103	09/07→08/10	➔	☒; 11/09→; +PR 0E2	2	24.3727-0194.2 580194	L= 2.030
			➔	☒; 2K-8-075001→; +PR 0E2; → 10/09	2	24.3727-0194.2 580194	L= 2.030
1.6 BiFuel	75	05/11→05/15	➔	☒; +PR 0E1; für Fahrzeuge mit verstärktem Fahrwerk	2	24.3727-0188.2 580188	L= 1.713
2.0 TDI	62	11/10→05/15					
2.0 TDI 16V	103	11/10→05/15	➔	☒; → 2K-8-075000; Scheibenbremse	2	24.3727-0188.2 580188	L= 1.713
2.0 TDI 16V 4motion	103	11/10→05/15	➔	☒; +PR 0E2	2	24.3727-0194.2 580194	L= 2.030
1.9 TDI 4motion	77	11/08→08/10	➔	☒; 2K-8-075001→; +PR 0E1; → 10/09; Scheibenbremse	2	24.3727-0188.2 580188	L= 1.713
			➔	☒; → 2K-8-075000; Scheibenbremse	2	24.3727-0188.2 580188	L= 1.713
			➔	☒; 2K-8-075001→; +PR 0E2; → 10/09	2	24.3727-0194.2 580194	L= 2.030
2.0 TDI	81	08/10→05/15	➔	☒; 10/10→; +PR 0E1; für Fahrzeuge mit verstärktem Fahrwerk	2	24.3727-0188.2 580188	L= 1.713
			➔	☒; 10/10→; +PR 0E2	2	24.3727-0194.2 580194	L= 2.030








	kw				! #			
VW - CADDY III Kombi (2KB, 2KJ, 2CB, 2CJ) 03/04→05/15								
 Seilzug, Feststellbremse								
1.2 TSI 1.2 TSI 1.6 TDI 1.6 TDI 2.0 TDI	63 77 55 75 125	09/10→05/15 09/10→05/15 08/10→05/15 08/10→05/15 05/12→05/15	➡ ➡ ➡ ➡ ➡	⬇️; +PR 0E1; für Fahrzeuge mit verstärktem Fahrwerk ⬇️; +PR 0E2	2 2	24.3727-0188.2 24.3727-0194.2	580188 580194	L= 1.713 L= 2.030
1.4	55	03/04→05/06	➡ ➡ ➡	⬇️; 2K-8-075001→; +PR 0E1; Scheibenbremse ⬇️; → 2K-8-075000; Scheibenbremse ⬇️; 2K-8-075001→; +PR 0E2	2 2 2	24.3727-0188.2 24.3727-0188.2 24.3727-0194.2	580188 580188 580194	L= 1.713 L= 1.713 L= 2.030
1.4 1.6 1.9 TDI 1.9 TDI 2.0 EcoFuel 2.0 SDI 2.0 TDI	59 75 55 77 80 51 103	05/06→08/10 04/04→05/15 09/05→08/10 04/04→08/10 04/06→05/15 03/04→08/10 09/07→08/10	➡ ➡ ➡ ➡ ➡ ➡ ➡	⬇️; 11/09→; +PR 0E1; für Fahrzeuge mit verstärktem Fahrwerk ⬇️; → 2K-8-075000; Scheibenbremse ⬇️; 2K-8-075001→; +PR 0E1; → 10/09; Scheibenbremse ⬇️; 11/09→; +PR 0E2 ⬇️; 2K-8-075001→; +PR 0E2; → 10/09	2 2 2 2 2 2 2	24.3727-0188.2 24.3727-0188.2 24.3727-0188.2 24.3727-0188.2 24.3727-0188.2 24.3727-0194.2 24.3727-0194.2	580188 580188 580188 580188 580188 580194 580194	L= 1.713 L= 1.713 L= 1.713 L= 1.713 L= 1.713 L= 2.030 L= 2.030
1.6 BiFuel 2.0 TDI 16V	75 103	05/11→05/15 11/10→05/15	➡ ➡ ➡	⬇️; +PR 0E1; für Fahrzeuge mit verstärktem Fahrwerk ⬇️; → 2K-8-075000; Scheibenbremse ⬇️; +PR 0E2	2 2 2	24.3727-0188.2 24.3727-0188.2 24.3727-0194.2	580188 580188 580194	L= 1.713 L= 1.713 L= 2.030
1.9 TDI 4motion	77	05/08→08/10	➡ ➡ ➡	⬇️; 2K-8-075001→; +PR 0E1; → 10/09; Scheibenbremse ⬇️; → 2K-8-075000; Scheibenbremse ⬇️; 2K-8-075001→; +PR 0E2; → 10/09	2 2 2	24.3727-0188.2 24.3727-0188.2 24.3727-0194.2	580188 580188 580194	L= 1.713 L= 1.713 L= 2.030
2.0 TDI	81	08/10→05/15	➡ ➡	⬇️; 10/10→; +PR 0E1; für Fahrzeuge mit verstärktem Fahrwerk ⬇️; 10/10→; +PR 0E2	2 2	24.3727-0188.2 24.3727-0194.2	580188 580194	L= 1.713 L= 2.030
VW - CRAFTER 30-35 Bus (2E_) 04/06→12/16								
 Bremsbackensatz, Feststellbremse								
2.0 TDI 2.0 TDI	80 100	05/11→12/16 05/11→12/16	➡ ➡	07/11→; +PR 0WC, 0WL 07/11→; +PR 0WF		03.0137-4003.2 03.0137-4008.2	654003 654008	∅ 180 x 25 + Zub ∅ 172 x 42 - HEB / + Zub
2.0 TDI 2.0 TDI 2.5 TDI 2.5 TDI 2.5 TDI 2.5 TDI	84 120 65 80 100 120	11/13→12/16 07/11→12/16 04/06→07/11 04/06→05/13 04/06→05/13 04/06→07/11	➡ ➡ ➡ ➡ ➡ ➡	+PR 0WC, 0WL +PR 0WF		03.0137-4003.2 03.0137-4008.2	654003 654008	∅ 180 x 25 + Zub ∅ 172 x 42 - HEB / + Zub
2.0 TDI 4motion	120	11/11→12/16	➡ ➡	+PR 0WC,0WL +PR 0WF		03.0137-4003.2 03.0137-4008.2	654003 654008	∅ 180 x 25 + Zub ∅ 172 x 42 - HEB / + Zub
Zubehörsatz, Feststellbremsbacken								
2.0 TDI 2.0 TDI	80 100	05/11→12/16 05/11→12/16	➡ ➡	07/11→; +PR 0WC, 0WL		03.0137-9700.2 03.0137-9704.2	669700 669704	
2.0 TDI 2.0 TDI 2.5 TDI 2.5 TDI 2.5 TDI 2.5 TDI	84 120 65 80 100 120	11/13→12/16 07/11→12/16 04/06→07/11 04/06→05/13 04/06→05/13 04/06→07/11	➡ ➡ ➡ ➡ ➡ ➡	+PR 0WC, 0WL		03.0137-9700.2 03.0137-9704.2	669700 669704	
2.0 TDI 4motion	120	11/11→12/16	➡ ➡	+PR 0WC,0WL +PR 0WF		03.0137-9700.2 03.0137-9704.2	669700 669704	
VW - CRAFTER 30-50 Kasten (2E_) 04/06→12/16								
 Bremsbackensatz, Feststellbremse								
2.0 TDI 2.0 TDI	80 100	05/11→12/16 05/11→12/16	➡ ➡	07/11→; +PR 0WC, 0WL 07/11→; +PR 0WF		03.0137-4003.2 03.0137-4008.2	654003 654008	∅ 180 x 25 + Zub ∅ 172 x 42 - HEB / + Zub
2.0 TDI 2.0 TDI 2.5 TDI 2.5 TDI 2.5 TDI 2.5 TDI	84 105 120 65 80 100 120	11/13→12/16 10/11→12/16 07/11→12/16 04/06→07/11 04/06→05/13 04/06→05/13 04/06→07/11	➡ ➡ ➡ ➡ ➡ ➡ ➡	+PR 0WC, 0WL +PR 0WF		03.0137-4003.2 03.0137-4008.2	654003 654008	∅ 180 x 25 + Zub ∅ 172 x 42 - HEB / + Zub
2.0 TDI 2.0 TDI 4motion	103 120	11/15→12/16 11/11→12/16	➡ ➡	+PR 0WC,0WL +PR 0WF		03.0137-4003.2 03.0137-4008.2	654003 654008	∅ 180 x 25 + Zub ∅ 172 x 42 - HEB / + Zub
↓								








	kw				! #				
VW - CRAFTER 30-50 Kasten (2E_) 04/06→12/16									
Zubehörsatz, Feststellbremsbacken									
2.0 TDI	80	05/11→12/16			07/11→; +PR 0WC, 0WL	03.0137-9700.2	669700		
2.0 TDI	100	05/11→12/16				03.0137-9704.2	669704		
2.0 TDI	84	11/13→12/16			+PR 0WC, 0WL	03.0137-9700.2	669700		
2.0 TDI	105	10/11→12/16				03.0137-9704.2	669704		
2.0 TDI	120	07/11→12/16							
2.5 TDI	65	04/06→07/11							
2.5 TDI	80	04/06→05/13							
2.5 TDI	100	04/06→05/13							
2.5 TDI	120	04/06→07/11							
2.0 TDI	103	11/15→12/16			+PR 0WC,0WL	03.0137-9700.2	669700		
2.0 TDI 4motion	120	11/11→12/16				03.0137-9704.2	669704		
VW - CRAFTER 30-50 Pritsche/Fahrgestell (2F_) 04/06→12/16									
 Bremsbackensatz, Feststellbremse									
2.0 TDI	80	05/11→12/16			07/11→; +PR 0WC, 0WL	03.0137-4003.2	654003	Ø 180 x 25 + Zub	
2.0 TDI	100	05/11→12/16				03.0137-4008.2	654008	Ø 172 x 42 - HEB / + Zub	
			➔		07/11→; +PR 0WF				
2.0 TDI	84	11/13→12/16			+PR 0WC, 0WL	03.0137-4003.2	654003	Ø 180 x 25 + Zub	
2.0 TDI	105	10/11→12/16				03.0137-4008.2	654008	Ø 172 x 42 - HEB / + Zub	
2.0 TDI	120	07/11→12/16			+PR 0WF				
2.5 TDI	65	04/06→07/11							
2.5 TDI	80	04/06→05/13							
2.5 TDI	100	04/06→05/13							
2.5 TDI	120	04/06→07/11							
2.0 TDI	103	11/15→12/16			+PR 0WC,0WL	03.0137-4003.2	654003	Ø 180 x 25 + Zub	
2.0 TDI 4motion	120	11/11→12/16			+PR 0WF	03.0137-4008.2	654008	Ø 172 x 42 - HEB / + Zub	
			➔						
Zubehörsatz, Feststellbremsbacken									
2.0 TDI	80	05/11→12/16			07/11→; +PR 0WC, 0WL	03.0137-9700.2	669700		
2.0 TDI	100	05/11→12/16				03.0137-9704.2	669704		
2.0 TDI	84	11/13→12/16			+PR 0WC, 0WL	03.0137-9700.2	669700		
2.0 TDI	105	10/11→12/16				03.0137-9704.2	669704		
2.0 TDI	120	07/11→12/16							
2.5 TDI	65	04/06→07/11							
2.5 TDI	80	04/06→05/13							
2.5 TDI	100	04/06→05/13							
2.5 TDI	120	04/06→07/11							
2.0 TDI	103	11/15→12/16			+PR 0WC,0WL	03.0137-9700.2	669700		
2.0 TDI 4motion	120	11/11→12/16				03.0137-9704.2	669704		
VW - EOS (1F7, 1F8) 03/06→08/15									
 Seilzug, Feststellbremse									
1.4 TSI	90	11/07→08/15	➔	↓		2	24.3727-0195.2	580195	L= 1.447
1.4 TSI	118	05/08→08/15							
1.6 FSI	85	06/06→05/08							
2.0 FSI	110	03/06→05/08							
2.0 TDI	100	11/10→08/15							
2.0 TDI	103	06/06→05/08							
2.0 TDI 16V	103	05/08→08/15							
2.0 TFSI	147	03/06→08/15							
2.0 TSI	155	11/09→08/15							
3.2 V6	184	06/06→05/09							
3.6 V6	191	05/09→11/10							
VW - FOX Schrägheck (5Z1, 5Z3, 5Z4) 08/03→10/15									
 Radbremszylinder									
1.2	40	04/05→07/11	➔				24.3217-0908.3	020167	Ø 17,46 ALU
1.4	55	04/05→12/09							
1.4 TDI	51	04/05→12/09							
1.2	44	09/10→12/11	➔		→ 08/11		24.3217-0908.3	020167	Ø 17,46 ALU
Zubehörsatz, Bremsbacken									
1.2	40	04/05→07/11	➔				03.0137-9168.2	669168	VW
1.4	55	04/05→12/09							
1.4 TDI	51	04/05→12/09							
1.2	44	09/10→12/11	➔		→ 08/11		03.0137-9168.2	669168	VW
 Bremstrommel									
1.2	40	04/05→07/11	➔				24.0220-0037.1	480161	Ø 200,0 x 50,1 / 201,5
1.4	55	04/05→12/09							
1.4 TDI	51	04/05→12/09							
1.2	44	09/10→12/11	➔		→ 08/11		24.0220-0037.1	480161	Ø 200,0 x 50,1 / 201,5
↓									













	kw					! #		
VW - FOX Schrägheck (5Z1, 5Z3, 5Z4) 08/03→10/15								
 Bremsbackensatz								
1.2 1.4 1.4 TDI	40 55 51	04/05→07/11 04/05→12/09 04/05→12/09	➔				03.0137-0268.2 650268 03.0520-4817.3 694817	VW Ø 200 x 40 + HEB Ø 200 x 40 Ø 17,46 + RZ / + Zub TopKit
1.2	44	09/10→12/11	➔	→ 08/11			03.0137-0268.2 650268 03.0520-4817.3 694817	VW Ø 200 x 40 + HEB Ø 200 x 40 Ø 17,46 + RZ / + Zub TopKit
 Seilzug, Feststellbremse								
1.2 1.4 1.4 TDI	40 55 51	04/05→07/11 04/05→12/09 04/05→12/09	➔	⬇; +PR 1BA; Trommelbremse	2		24.3727-0199.2 580199	L= 1.580
1.2	44	09/10→12/11	➔	⬇; → 08/11; +PR 1BA; Trommelbremse	2		24.3727-0199.2 580199	L= 1.580
VW - GOLF III (1H1) 08/91→07/98								
 Radbremszylinder								
1.4 1.9 TD,GTD	40 55	11/91→08/97 11/91→08/97	➔				03.3215-2311.3 020018 24.3215-0903.3 020154	Ø 15,87 GG Ø 15,87 ALU
1.4	44	10/91→08/97	➔	11/91→			03.3215-2311.3 020018 24.3215-0903.3 020154	Ø 15,87 GG Ø 15,87 ALU
1.6 1.9 SDI	55 47	09/92→08/97 07/95→08/97	➔				03.3217-2112.3 020027 24.3217-0908.3 020167	Ø 17,46 GG Ø 17,46 ALU
1.6	74	07/95→08/97	➔	Vollautomatik			03.3217-2112.3 020027 24.3217-0908.3 020167	Ø 17,46 GG Ø 17,46 ALU
			➔	→ 1H-S-246940; Schaltgetriebe			03.3217-2112.3 020027 24.3217-0908.3 020167	Ø 17,46 GG Ø 17,46 ALU
			➔	1H-S-246941→; Schaltgetriebe			24.3219-0909.3 020188	Ø 19,05 ALU
1.8 1.8	55 66	11/91→08/97 11/91→08/97	➔	→ 1H-S-246940; Vollautomatik			03.3215-2311.3 020018 24.3215-0903.3 020154	Ø 15,87 GG Ø 15,87 ALU
			➔	1H-S-246941→; Vollautomatik			03.3217-2112.3 020027 24.3217-0908.3 020167	Ø 17,46 GG Ø 17,46 ALU
			➔	→ 1H-S-246940; Schaltgetriebe			03.3217-2112.3 020027 24.3217-0908.3 020167	Ø 17,46 GG Ø 17,46 ALU
			➔	1H-S-246941→; Schaltgetriebe			24.3219-0909.3 020188	Ø 19,05 ALU
1.8 Syncro (1HX1)	66	01/93→08/97	➔	→ 1H-S-400000			24.3220-0909.3 020210	Ø 20,64 ALU
			➔	1H-S-400001→			24.3222-0913.3 020255	Ø 22,2 ALU
1.9 D	47	11/91→08/97	➔	08/93→; → 1H-S-246940			03.3215-2311.3 020018 24.3215-0903.3 020154	Ø 15,87 GG Ø 15,87 ALU
			➔				03.3217-2112.3 020027 24.3217-0908.3 020167	Ø 17,46 GG Ø 17,46 ALU
			➔	1H-S-246941→; → 07/95			03.3217-2112.3 020027 24.3217-0908.3 020167	Ø 17,46 GG Ø 17,46 ALU
1.9 TDI	66	08/93→08/97	➔	10/93→			03.3217-2112.3 020027 24.3217-0908.3 020167	Ø 17,46 GG Ø 17,46 ALU
1.9 TDI Syncro (1HX1) 2.0 Syncro (1HX1)	66 85	08/95→08/97 08/95→08/97	➔				24.3222-0913.3 020255	Ø 22,2 ALU
Zubehörsatz, Bremsbacken								
1.4 1.6 1.8 1.8 1.9 SDI 1.9 TD,GTD	40 55 55 66 47 55	11/91→08/97 09/92→08/97 11/91→08/97 11/91→08/97 07/95→08/97 11/91→08/97	➔				03.0137-9168.2 669168	VW
1.4	44	10/91→08/97	➔	11/91→			03.0137-9168.2 669168	VW
1.8 Syncro (1HX1) 1.9 TDI Syncro (1HX1) 2.0 Syncro (1HX1)	66 66 85	01/93→08/97 08/95→08/97 08/95→08/97	➔				03.0137-9044.2 669044	
1.9 D	47	11/91→08/97	➔				03.0137-9168.2 669168	VW
			➔	08/93→ 07/95			03.0137-9168.2 669168	VW
1.9 TDI	66	08/93→08/97	➔	10/93→			03.0137-9168.2 669168	VW
 Bremstrommel								
1.4 1.6 1.8 ↓	40 55 55	11/91→08/97 09/92→08/97 11/91→08/97	➔				24.0220-0018.1 480019	Ø 200,0 x 50 / 201 - RLG / - ABS Ring












	kw			 	! #		
VW - GOLF III (1H1) 08/91→07/98							
Bremstrommel							
1.8 1.9 SDI 1.9 TD,GTD	66 47 55	11/91→08/97 07/95→08/97 11/91→08/97	➔			24.0220-0718.2 480209	Ø 200,0 x 50 / 201 + RLG / - ABS Ring
1.4	44	10/91→08/97	➔	11/91→		24.0220-0018.1 480019 24.0220-0718.2 480209	Ø 200,0 x 50 / 201 - RLG / - ABS Ring Ø 200,0 x 50 / 201 + RLG / - ABS Ring
1.8 Syncro (1HX1) 1.9 TDI Syncro (1HX1) 2.0 Syncro (1HX1)	66 66 85	01/93→08/97 08/95→08/97 08/95→08/97	➔			24.0223-0017.1 480135	Ø 230,0 x 48,5 / 231,5
1.9 D	47	11/91→08/97	➔			24.0220-0018.1 480019 24.0220-0718.2 480209	Ø 200,0 x 50 / 201 - RLG / - ABS Ring Ø 200,0 x 50 / 201 + RLG / - ABS Ring
			➔	08/93→ 07/95		24.0220-0018.1 480019 24.0220-0718.2 480209	Ø 200,0 x 50 / 201 - RLG / - ABS Ring Ø 200,0 x 50 / 201 + RLG / - ABS Ring
1.9 TDI	66	08/93→08/97	➔	10/93→		24.0220-0018.1 480019 24.0220-0718.2 480209	Ø 200,0 x 50 / 201 - RLG / - ABS Ring Ø 200,0 x 50 / 201 + RLG / - ABS Ring
Bremsbackensatz							
1.4 1.9 TD,GTD	40 55	11/91→08/97 11/91→08/97	➔			03.0137-0268.2 650268 03.0520-0415.3 690415	VW Ø 200 x 40 + HEB VW Ø 200 x 40 Ø 15,87 + RZ / + Zub TopKit
1.4	44	10/91→08/97	➔	11/91→		03.0137-0268.2 650268 03.0520-0415.3 690415	VW Ø 200 x 40 + HEB VW Ø 200 x 40 Ø 15,87 + RZ / + Zub TopKit
1.6 1.9 SDI	55 47	09/92→08/97 07/95→08/97	➔			03.0137-0268.2 650268 03.0420-1517.3 681517 03.0520-1517.3 691517	VW Ø 200 x 40 + HEB VW Ø 200 x 40 Ø 17,46 + RZ / + Zub Kit VW Ø 200 x 40 Ø 17,46 + RZ / + Zub TopKit
1.6	74	07/95→08/97	➔	Vollautomatik		03.0420-1517.3 681517 03.0520-1517.3 691517	VW Ø 200 x 40 Ø 17,46 + RZ / + Zub Kit VW Ø 200 x 40 Ø 17,46 + RZ / + Zub TopKit
			➔	→ 1H-S-246940; Schaltgetriebe		03.0420-1517.3 681517 03.0520-1517.3 691517	VW Ø 200 x 40 Ø 17,46 + RZ / + Zub Kit VW Ø 200 x 40 Ø 17,46 + RZ / + Zub TopKit
			➔	1H-S-246941→; Schaltgetriebe		03.0420-4219.3 684219 03.0520-4219.3 694219	VW Ø 200 x 40 Ø 19,05 + RZ / + Zub Kit VW Ø 200 x 40 Ø 19,05 + RZ / + Zub TopKit
1.8 1.8	55 66	11/91→08/97 11/91→08/97	➔			03.0137-0268.2 650268 03.0420-1517.3 681517 03.0520-1517.3 691517	VW Ø 200 x 40 + HEB VW Ø 200 x 40 Ø 17,46 + RZ / + Zub Kit VW Ø 200 x 40 Ø 17,46 + RZ / + Zub TopKit
			➔	1H-S-246941→; Vollautomatik		03.0420-1517.3 681517 03.0520-1517.3 691517	VW Ø 200 x 40 Ø 17,46 + RZ / + Zub Kit VW Ø 200 x 40 Ø 17,46 + RZ / + Zub TopKit
			➔	→ 1H-S-246940; Schaltgetriebe		03.0420-1517.3 681517 03.0520-1517.3 691517	VW Ø 200 x 40 Ø 17,46 + RZ / + Zub Kit VW Ø 200 x 40 Ø 17,46 + RZ / + Zub TopKit
			➔	1H-S-246941→; Schaltgetriebe		03.0420-4219.3 684219 03.0520-4219.3 694219	VW Ø 200 x 40 Ø 19,05 + RZ / + Zub Kit VW Ø 200 x 40 Ø 19,05 + RZ / + Zub TopKit
			➔	→ 1H-S-246940; Vollautomatik		03.0520-0415.3 690415	VW Ø 200 x 40 Ø 15,87 + RZ / + Zub TopKit
1.8 Syncro (1HX1) 1.9 TDI Syncro (1HX1) 2.0 Syncro (1HX1)	66 66 85	01/93→08/97 08/95→08/97 08/95→08/97	➔			03.0137-0264.2 650264	Ø 230 x 40 + HEB
1.9 D	47	11/91→08/97	➔	08/93→ 07/95		03.0137-0268.2 650268 03.0420-1517.3 681517	VW Ø 200 x 40 + HEB VW Ø 200 x 40 Ø 17,46 + RZ / + Zub Kit
			➔			03.0137-0268.2 650268 03.0420-1517.3 681517	VW Ø 200 x 40 + HEB VW Ø 200 x 40 Ø 17,46 + RZ / + Zub Kit














	kw				! #		
VW - GOLF III (1H1) 08/91→07/98							
 Bremsbackensatz							
1.9 D	47	11/91→08/97	➔			03.0520-1517.3 691517	VW Ø 200 x 40 Ø 17,46 + RZ / + Zub TopKit
			➔	1H-S-246941→; → 07/95		03.0420-1517.3 681517	VW Ø 200 x 40 Ø 17,46 + RZ / + Zub Kit
			➔			03.0520-1517.3 691517	VW Ø 200 x 40 Ø 17,46 + RZ / + Zub TopKit
			➔	08/93→; → 1H-S-246940		03.0520-0415.3 690415	VW Ø 200 x 40 Ø 15,87 + RZ / + Zub TopKit
1.9 TDI	66	08/93→08/97	➔	10/93→		03.0137-0268.2 650268	VW Ø 200 x 40 + HEB
						03.0420-1517.3 681517	VW Ø 200 x 40 Ø 17,46 + RZ / + Zub Kit
						03.0520-1517.3 691517	VW Ø 200 x 40 Ø 17,46 + RZ / + Zub TopKit
 Seilzug, Feststellbremse							
1.4 1.9 TD,GTD	40 55	11/91→08/97 11/91→08/97	➔	☒; → 1H-S-037799; Trommelbremse	2	24.3727-0135.2 580135	L= 1.500
			➔	☒; 1H-S-037800→; Trommelbremse	2	24.3727-0160.2 580160	L= 1.498
1.4	44	10/91→08/97	➔	☒; 11/91→; → 1H-S-037799; Trommelbremse	2	24.3727-0135.2 580135	L= 1.500
			➔	☒; 1H-S-037800→; Trommelbremse	2	24.3727-0160.2 580160	L= 1.498
1.6	55	09/92→08/97	➔	☒; → 1H-S-037799; Trommelbremse	2	24.3727-0135.2 580135	L= 1.500
			➔	☒; 1H-S-037800→; Trommelbremse	2	24.3727-0160.2 580160	L= 1.498
1.6	74	07/95→08/97	➔	☒; → 1H-S-037799; Trommelbremse	2	24.3727-0135.2 580135	L= 1.500
			➔	☒; Scheibenbremse	2	24.3727-0156.2 580156	L= 1.616
			➔	☒; 1H-S-037800→; Trommelbremse	2	24.3727-0160.2 580160	L= 1.498
1.8 1.8	55 66	11/91→08/97 11/91→08/97	➔	☒; → 1H-S-037799; Scheibenbremse	2	24.3727-0134.2 580134	L= 1.613
			➔	☒; → 1H-S-037799; Trommelbremse	2	24.3727-0135.2 580135	L= 1.500
			➔	☒; 1H-S-037800→; Scheibenbremse	2	24.3727-0156.2 580156	L= 1.616
			➔	☒; 1H-S-037800→; Trommelbremse	2	24.3727-0160.2 580160	L= 1.498
1.9 D	47	11/91→08/97	➔	☒; → 1H-S-037799; Trommelbremse	2	24.3727-0135.2 580135	L= 1.500
			➔	☒; 08/93→; → 1H-S-037799; Trommelbremse	2	24.3727-0135.2 580135	L= 1.500
			➔	☒; 1H-S-037800→; → 07/95; Trommelbremse	2	24.3727-0160.2 580160	L= 1.498
			➔	☒; 1H-S-037800→; Trommelbremse	2	24.3727-0160.2 580160	L= 1.498
1.9 SDI	47	07/95→08/97	➔	☒; Trommelbremse	2	24.3727-0160.2 580160	L= 1.498
1.9 TDI	66	08/93→08/97	➔	☒; 10/93→; → 1H-S-037799; Trommelbremse	2	24.3727-0135.2 580135	L= 1.500
			➔	☒; 1H-S-037800→; Trommelbremse	2	24.3727-0160.2 580160	L= 1.498
1.9 TDI	81	04/96→08/97	➔	☒; Scheibenbremse	2	24.3727-0156.2 580156	L= 1.616
2.0 2.0 GTI 16V 2.8 VR6	85 110 128	11/91→08/97 08/92→08/97 01/92→08/97	➔	☒; → 1H-S-037799; Scheibenbremse	2	24.3727-0134.2 580134	L= 1.613
			➔	☒; 1H-S-037800→; Scheibenbremse	2	24.3727-0156.2 580156	L= 1.616
VW - GOLF III Cabriolet (1E7) 07/93→05/98							
 Radbremszylinder							
1.6 1.9 TDI	74 66	10/94→05/98 08/95→05/98	➔	→ 1E-SK016363		03.3217-2112.3 020027	Ø 17,46 GG
			➔			24.3217-0908.3 020167	Ø 17,46 ALU
			➔	1E-SK016364→; → 03/98		24.3219-0909.3 020188	Ø 19,05 ALU
1.8 1.8 2.0	55 66 85	07/93→05/98 07/93→05/98 07/93→05/98	➔	09/93→; → 1E-SK016363		03.3217-2112.3 020027	Ø 17,46 GG
			➔			24.3217-0908.3 020167	Ø 17,46 ALU
			➔	1E-SK016364→; → 03/98		24.3219-0909.3 020188	Ø 19,05 ALU
Zubehörsatz, Bremsbacken							
1.6 1.9 TDI	74 66	10/94→05/98 08/95→05/98	➔	→ 03/98		03.0137-9168.2 669168	VW
1.8 1.8 2.0	55 66 85	07/93→05/98 07/93→05/98 07/93→05/98	➔	09/93→ 03/98		03.0137-9168.2 669168	VW
 Bremstrommel							
1.6 1.9 TDI ↓	74 66	10/94→05/98 08/95→05/98	➔	→ 03/98		24.0220-0018.1 480019	Ø 200,0 x 50 / 201 - RLG / - ABS Ring















	kW			 	! #		
VW - GOLF III Cabriolet (1E7) 07/93→05/98							
Bremstrommel							
1.6 1.9 TDI	74 66	10/94→05/98 08/95→05/98	➡	→ 03/98		24.0220-0718.2 480209	Ø 200,0 x 50 / 201 + RLG / - ABS Ring
1.8 1.8 2.0	55 66 85	07/93→05/98 07/93→05/98 07/93→05/98	➡	09/93→ 03/98		24.0220-0018.1 480019	Ø 200,0 x 50 / 201 - RLG / - ABS Ring
						24.0220-0718.2 480209	Ø 200,0 x 50 / 201 + RLG / - ABS Ring
Bremsbackensatz							
1.6 1.9 TDI	74 66	10/94→05/98 08/95→05/98	➡	→ 03/98		03.0137-0268.2 650268	VW Ø 200 x 40 + HEB
			➡	→ 1E-SK016363		03.0420-1517.3 681517	VW Ø 200 x 40 Ø 17,46 + RZ / + Zub Kit
						03.0520-1517.3 691517	VW Ø 200 x 40 Ø 17,46 + RZ / + Zub TopKit
			➡	1E-SK016364→; → 03/98		03.0420-4219.3 684219	VW Ø 200 x 40 Ø 19,05 + RZ / + Zub Kit
						03.0520-4219.3 694219	VW Ø 200 x 40 Ø 19,05 + RZ / + Zub TopKit
1.8 1.8 2.0	55 66 85	07/93→05/98 07/93→05/98 07/93→05/98	➡	09/93→ 03/98		03.0137-0268.2 650268	VW Ø 200 x 40 + HEB
			➡	09/93→; → 1E-SK016363		03.0420-1517.3 681517	VW Ø 200 x 40 Ø 17,46 + RZ / + Zub Kit
						03.0520-1517.3 691517	VW Ø 200 x 40 Ø 17,46 + RZ / + Zub TopKit
			➡	1E-SK016364→; → 03/98		03.0420-4219.3 684219	VW Ø 200 x 40 Ø 19,05 + RZ / + Zub Kit
						03.0520-4219.3 694219	VW Ø 200 x 40 Ø 19,05 + RZ / + Zub TopKit
Seilzug, Feststellbremse							
1.6 1.9 TDI	74 66	10/94→05/98 08/95→05/98	➡	⏴; 04/98→; Scheiben/Trommel	2	24.3727-0156.2 580156	L= 1.616
			➡	⏴; → 03/98; Scheiben/Trommel	2	24.3727-0160.2 580160	L= 1.498
1.8 1.8 2.0	55 66 85	07/93→05/98 07/93→05/98 07/93→05/98	➡	⏴; 09/93→; → 1E-S-005031; Scheiben/Trommel	2	24.3727-0135.2 580135	L= 1.500
			➡	⏴; 04/98→; Scheiben/Trommel	2	24.3727-0156.2 580156	L= 1.616
			➡	⏴; 1E-S-005032→; → 03/98; Scheiben/Trommel	2	24.3727-0160.2 580160	L= 1.498
1.9 TDI	81	07/96→05/98	➡	⏴; 09/96→; Scheiben/Trommel	2	24.3727-0156.2 580156	L= 1.616
VW - GOLF III Variant (1H5) 07/93→04/99							
Radbremszylinder							
1.4 1.4	40 44	07/93→04/99 07/93→04/99	➡	→ 06/95		03.3217-2112.3 020027	Ø 17,46 GG
						24.3217-0908.3 020167	Ø 17,46 ALU
			➡	07/95→		24.3219-0909.3 020188	Ø 19,05 ALU
1.6 1.8 1.8 1.9 D 1.9 SDI 1.9 TD 1.9 TDI 1.9 TDI 2.0	74 55 66 47 47 55 66 81 85	07/94→04/99 07/93→04/99 07/93→04/99 07/93→04/99 07/95→04/99 07/93→04/99 03/94→04/99 04/96→04/99 07/93→04/99	➡			24.3219-0909.3 020188	Ø 19,05 ALU
1.8 Syncro 1.9 TDI Syncro 2.0 Syncro	66 66 85	10/94→04/99 07/95→04/99 08/95→04/99	➡			24.3222-0913.3 020255	Ø 22,2 ALU
Zubehörsatz, Bremsbacken							
1.4 1.4 1.6 1.8 1.8 1.9 D 1.9 SDI 1.9 TD 1.9 TDI 1.9 TDI 2.0	40 44 74 55 66 47 47 55 66 81 85	07/93→04/99 07/93→04/99 07/94→04/99 07/93→04/99 07/93→04/99 07/93→04/99 07/95→04/99 07/93→04/99 03/94→04/99 04/96→04/99 07/93→04/99	➡			03.0137-9168.2 669168	VW
1.8 Syncro 1.9 TDI Syncro 2.0 Syncro	66 66 85	10/94→04/99 07/95→04/99 08/95→04/99	➡			03.0137-9044.2 669044	















	kw					! #		
VW - GOLF III Variant (1H5) 07/93→04/99								
Bremstrommel								
1.4	40	07/93→04/99	➔				24.0220-0018.1 480019	Ø 200,0 x 50 / 201 - RLG / - ABS Ring
1.4	44	07/93→04/99						
1.6	74	07/94→04/99					24.0220-0718.2 480209	Ø 200,0 x 50 / 201 + RLG / - ABS Ring
1.8	55	07/93→04/99						
1.8	66	07/93→04/99						
1.9 D	47	07/93→04/99						
1.9 SDI	47	07/95→04/99						
1.9 TD	55	07/93→04/99						
1.9 TDI	66	03/94→04/99						
1.9 TDI	81	04/96→04/99						
2.0	85	07/93→04/99						
1.8 Syncro	66	10/94→04/99	➔				24.0223-0017.1 480135	Ø 230,0 x 48,5 / 231,5
1.9 TDI Syncro	66	07/95→04/99						
2.0 Syncro	85	08/95→04/99						
Bremsbackensatz								
1.4	40	07/93→04/99	➔				03.0137-0268.2 650268	VW Ø 200 x 40 + HEB
1.4	44	07/93→04/99	➔	→ 06/95			03.0420-1517.3 681517	VW Ø 200 x 40 Ø 17,46 + RZ / + Zub Kit
							03.0520-1517.3 691517	VW Ø 200 x 40 Ø 17,46 + RZ / + Zub TopKit
			➔	07/95→			03.0420-4219.3 684219	VW Ø 200 x 40 Ø 19,05 + RZ / + Zub Kit
							03.0520-4219.3 694219	VW Ø 200 x 40 Ø 19,05 + RZ / + Zub TopKit
1.6	74	07/94→04/99	➔				03.0137-0268.2 650268	VW Ø 200 x 40 + HEB
1.8	55	07/93→04/99					03.0420-4219.3 684219	VW Ø 200 x 40 Ø 19,05 + RZ / + Zub Kit
1.8	66	07/93→04/99						
1.9 D	47	07/93→04/99						
1.9 SDI	47	07/95→04/99					03.0520-4219.3 694219	VW Ø 200 x 40 Ø 19,05 + RZ / + Zub TopKit
1.9 TD	55	07/93→04/99						
1.9 TDI	66	03/94→04/99						
1.9 TDI	81	04/96→04/99						
2.0	85	07/93→04/99						
1.8 Syncro	66	10/94→04/99	➔				03.0137-0264.2 650264	Ø 230 x 40 + HEB
1.9 TDI Syncro	66	07/95→04/99						
2.0 Syncro	85	08/95→04/99						
Seilzug, Feststellbremse								
1.4	40	07/93→04/99	➔	☑; → 1H-SW037527; Trommelbremse	2	24.3727-0135.2 580135	L= 1.500	
1.4	44	07/93→04/99	➔					
1.6	74	07/94→04/99	➔	☑; 1H-SW037528→; Trommelbremse	2	24.3727-0160.2 580160	L= 1.498	
1.8	55	07/93→04/99						
1.8	66	07/93→04/99						
1.9 D	47	07/93→04/99						
1.9 TD	55	07/93→04/99						
1.9 TDI	66	03/94→04/99						
2.0	85	07/93→04/99						
1.9 SDI	47	07/95→04/99	➔	☑; Trommelbremse	2	24.3727-0160.2 580160	L= 1.498	
1.9 TDI	81	04/96→04/99						
VW - GOLF IV (1J1) 08/97→12/07								
Seilzug, Feststellbremse								
1.4 16V	55	10/97→05/04	➔	☑; → 1J-Y-238580; Scheibenbremse	2	24.3727-0149.2 580149	L= 1.688	
1.6	75	08/00→06/05	➔					
1.6 16V	77	02/00→06/05	➔	☑; 1J-Y-238581→; → 10/03; Scheibenbremse	2	24.3727-0173.2 580173	L= 1.693	
1.8 T GTI	132	08/01→06/05						
1.6	74	08/97→05/04	➔	☑; 10/97→; → 1J-Y-238580; Scheibenbremse	2	24.3727-0149.2 580149	L= 1.688	
1.8	92	08/97→06/05						
1.9 SDI	50	08/97→06/05	➔	☑; 1J-Y-238581→; → 10/03; Scheibenbremse	2	24.3727-0173.2 580173	L= 1.693	
1.9 TDI	81	08/97→05/04						
1.6 FSI	81	01/02→06/05	➔	☑; → 10/03; Scheibenbremse	2	24.3727-0173.2 580173	L= 1.693	
2.3 V5	125	10/00→06/05						
1.8 4motion	92	05/98→06/05	➔	☑; 07/98→ 10/03; Scheibenbremse	2	24.3727-0175.2 580175	L= 1.723	
1.8 T	110	08/97→06/05	➔	☑; 10/97→; Scheibenbremse	2	24.3727-0173.2 580173	L= 1.693	
2.3 V5	110	08/97→10/00						
1.9 TDI	66	10/97→05/04	➔	☑; → 1J-Y-238580; Scheibenbremse	2	24.3727-0149.2 580149	L= 1.688	
			➔	☑; 1J-Y-238581→; → 06/01; Scheibenbremse	2	24.3727-0173.2 580173	L= 1.693	
1.9 TDI	74	09/00→06/05	➔	☑; Scheibenbremse	2	24.3727-0173.2 580173	L= 1.693	
1.9 TDI	85	12/98→06/01	➔	☑; 05/99→; → 1J-Y-238580; Scheibenbremse	2	24.3727-0149.2 580149	L= 1.688	
			➔	☑; 1J-Y-238581→; Scheibenbremse	2	24.3727-0173.2 580173	L= 1.693	
1.9 TDI	96	11/00→06/05	➔	☑; 04/01→ 10/03; Scheibenbremse	2	24.3727-0173.2 580173	L= 1.693	
↓								











	kw			 	! #		
VW - GOLF IV (1J1) 08/97→12/07							
 Seilzug, Feststellbremse							
1.9 TDI	110	05/00→06/05	➡	⬇️; 09/00→ 10/03; Scheibenbremse	2	24.3727-0173.2 580173	L= 1.693
1.9 TDI 4motion	66	07/98→04/02	➡	⬇️; Scheibenbremse	2	24.3727-0175.2 580175	L= 1.723
1.9 TDI 4motion	74	09/00→06/05					
2.3 V5 4motion	110	12/98→10/00					
1.9 TDI 4motion	85	09/99→06/01	➡	⬇️; 11/99→; Scheibenbremse	2	24.3727-0175.2 580175	L= 1.723
1.9 TDI 4motion	96	11/00→06/05	➡	⬇️; 04/01→ 10/03; Scheibenbremse	2	24.3727-0175.2 580175	L= 1.723
1.9 TDI 4motion	110	02/00→06/05	➡	⬇️; 09/00→ 10/03; Scheibenbremse	2	24.3727-0175.2 580175	L= 1.723
2.0	85	07/98→05/04	➡	⬇️; 08/98→; → 1J-Y-238580; Scheibenbremse	2	24.3727-0149.2 580149	L= 1.688
			➡	⬇️; 1J-Y-238581→; → 10/03; Scheibenbremse	2	24.3727-0173.2 580173	L= 1.693
2.0 4motion	85	10/00→06/05	➡	⬇️; → 10/03; Scheibenbremse	2	24.3727-0175.2 580175	L= 1.723
2.3 V5 4motion	125	10/00→06/05					
2.8 VR6 4motion	150	03/99→06/05					
3.2 R32 4motion	177	09/02→06/05					
VW - GOLF IV Cabriolet (1E7) 06/98→12/02							
 Radbremszylinder							
1.6	74	06/98→06/02	➡	→ 1E-SK016363		03.3217-2112.3 020027	Ø 17,46 GG
1.8	55	06/98→06/02				24.3217-0908.3 020167	Ø 17,46 ALU
1.8	66	06/98→06/02					
1.9 TDI	66	06/98→06/02					
2.0	85	06/98→06/02					
 Bremsbackensatz							
1.6	74	06/98→06/02	➡	→ 1E-SK016363		03.0420-1517.3 681517	VW Ø 200 x 40 Ø 17,46 + RZ / + Zub Kit
1.8	55	06/98→06/02					
1.8	66	06/98→06/02					
1.9 TDI	66	06/98→06/02				03.0520-1517.3 691517	VW Ø 200 x 40 Ø 17,46 + RZ / + Zub TopKit
2.0	85	06/98→06/02					
 Seilzug, Feststellbremse							
1.6	74	06/98→06/02	➡	⬇️; → 02/02; Scheiben/Trommel	2	24.3727-0156.2 580156	L= 1.616
1.9 TDI	66	06/98→06/02					
1.9 TDI	81	06/98→06/02					
1.8	55	06/98→06/02	➡	⬇️; → 1E-S-005031; Scheiben/Trommel	2	24.3727-0135.2 580135	L= 1.500
1.8	66	06/98→06/02					
2.0	85	06/98→06/02	➡	⬇️; → 02/02; Scheiben/Trommel	2	24.3727-0156.2 580156	L= 1.616
VW - GOLF IV Variant (1J5) 05/99→06/06							
 Seilzug, Feststellbremse							
1.4 16V	55	05/99→06/06	➡	⬇️; → 1J-Y-238580; Scheibenbremse	2	24.3727-0149.2 580149	L= 1.688
1.6	74	05/99→04/02					
1.6	75	08/00→06/06	➡	⬇️; 1J-Y-238581→; Scheibenbremse	2	24.3727-0173.2 580173	L= 1.693
1.6 16V	77	02/00→06/06					
1.9 SDI	50	05/99→06/06					
1.9 TDI	66	05/99→05/06					
1.9 TDI	81	05/99→06/01					
1.9 TDI	85	08/99→06/01					
2.0	85	05/99→06/06					
2.0 Bi-Fuel	85	02/02→06/06					
1.6 FSI	81	01/02→06/06	➡	⬇️; Scheibenbremse	2	24.3727-0173.2 580173	L= 1.693
1.8 T	110	05/00→06/06					
1.9 TDI	74	09/00→06/06					
1.9 TDI	110	06/01→06/06					
2.3 V5	110	05/99→06/06					
2.3 V5	125	10/00→06/06					
1.8 4motion	92	05/99→06/06	➡	⬇️; Scheibenbremse	2	24.3727-0175.2 580175	L= 1.723
1.9 TDI 4motion	66	05/99→04/02					
1.9 TDI 4motion	74	09/00→06/06					
1.9 TDI 4motion	110	05/02→06/05					
2.0 4motion	85	10/00→06/06					
2.3 V5 4motion	110	05/99→06/06					
2.3 V5 4motion	125	10/00→06/06					
2.8 V6 4motion	150	05/99→06/06					
1.9 TDI	96	11/00→06/06	➡	⬇️; 04/01→; Scheibenbremse	2	24.3727-0173.2 580173	L= 1.693
1.9 TDI 4motion	85	05/99→06/01	➡	⬇️; 11/99→; Scheibenbremse	2	24.3727-0175.2 580175	L= 1.723
1.9 TDI 4motion	96	11/00→06/06	➡	⬇️; 04/01→; Scheibenbremse	2	24.3727-0175.2 580175	L= 1.723
2.0 4motion	88	12/99→06/06	➡	⬇️; 04/00→; Scheibenbremse	2	24.3727-0175.2 580175	L= 1.723











	kw			 	! #		
VW - GOLF V (1K1) 10/03→02/09							
 Seilzug, Feststellbremse							
1.4 16V	55	10/03→05/06	➡	⬇; 1K-6B105 622→; Scheibenbremse	2	24.3727-0195.2 580195	L= 1.447
1.4 FSI	66	10/03→07/06					
1.6 FSI	85	10/03→07/08	➡	⬇; → 1K-6B105 621; Scheibenbremse	2	24.3727-2708.2 582708	L= 1.447
1.4 16V	59	05/06→11/08	➡	⬇; 1K-6B105 622→; → 09/08; Scheibenbremse	2	24.3727-0195.2 580195	L= 1.447
1.4 TSI	90	05/07→11/08					
1.4 TSI	103	05/06→11/08					
1.4 TSI	125	11/05→11/08	➡	⬇; → 1K-6B105 621; Scheibenbremse	2	24.3727-2708.2 582708	L= 1.447
1.6	75	01/04→11/08					
1.9 TDI	66	05/04→11/08					
1.9 TDI	77	10/03→11/08					
1.9 TDI 4motion	77	08/04→11/08					
2.0 FSI	110	01/04→11/08					
2.0 FSI 4motion	110	08/04→11/08					
2.0 GTI	147	10/04→02/09					
2.0 GTI	169	09/06→12/08					
2.0 SDI	55	01/04→11/08					
2.0 TDI	100	10/03→11/08					
2.0 TDI	103	12/04→11/08					
2.0 TDI	125	11/05→11/08					
2.0 TDI 16V	103	10/03→11/08					
2.0 TDI 16V 4motion	103	08/04→11/08					
2.0 TDI 4motion	103	08/04→11/08					
3.2 R32 4motion	184	11/05→11/08					
VW - GOLF V Variant (1K5) 01/07→07/09							
 Seilzug, Feststellbremse							
1.4	59	06/07→07/09	➡	⬇; → 06/09; Scheibenbremse	2	24.3727-0195.2 580195	L= 1.447
1.4 TSI	90	06/07→07/09					
1.4 TSI	103	06/07→07/09	➡	⬇; → 06/09; Scheibenbremse		24.3727-2708.2 582708	L= 1.447
1.4 TSI	118	07/08→07/09					
1.4 TSI	125	06/07→07/09					
1.6	75	06/07→07/09					
1.6 MultiFuel	75	11/07→07/09					
2.0	147	06/07→07/09					
2.0 TDI	100	06/07→07/09					
2.0 TDI	103	06/07→07/09					
2.0 TDI 16V	103	06/07→07/09					
1.9 TDI	77	06/07→07/09	➡	⬇; → 06/09	2	24.3727-0195.2 580195	L= 1.447
1.9 TDI 4motion	77	01/08→07/09					
VW - GOLF VI (5K1) 10/08→02/14							
 Seilzug, Feststellbremse							
1.2 TSI	63	05/10→11/12	➡	⬇; Scheibenbremse	2	24.3727-0195.2 580195	L= 1.447
1.4	59	10/08→11/12					
1.4 TSI	90	10/08→11/12					
1.4 TSI	118	10/08→11/12					
1.6	75	10/08→11/12					
1.6 BiFuel	75	03/09→11/12					
1.6 MultiFuel	75	10/08→11/12					
1.6 TDI	66	02/09→11/12					
1.6 TDI	77	02/09→11/12					
1.8 TSI	118	06/09→01/11					
2.0 GTi	155	04/09→11/12					
2.0 GTi	173	05/11→11/12					
2.0 R 4motion	188	11/09→11/13					
2.0 R 4motion	195	11/09→05/11					
2.0 R 4motion	199	11/09→11/12					
2.0 TDI	81	10/08→11/12					
2.0 TDI	100	10/08→11/12					
2.0 TDI	103	10/08→05/13					
2.0 TDI	125	04/09→11/12					
2.0 TDI 4motion	103	05/09→11/12					
1.2 TSI	77	11/08→11/12	➡	⬇; 05/09→; Scheibenbremse	2	24.3727-0195.2 580195	L= 1.447
VW - GOLF VI Cabriolet (517) 03/11→05/16							
 Seilzug, Feststellbremse							
1.2 TSI	77	03/11→05/16	➡	⬇; 06/11→	2	24.3727-0195.2 580195	L= 1.447
1.4 TSI	118	03/11→05/16					
1.6 TDI	77	03/11→05/16					
1.2 TSI 16V	77	11/13→05/16	➡	⬇	2	24.3727-0195.2 580195	L= 1.447
1.4 TSI	90	11/11→05/16					
1.4 TSI	92	11/13→05/16					
1.4 TSI	110	11/13→05/16					
2.0 GTI	155	05/12→05/16					
2.0 R	195	01/13→05/16					
2.0 TDI	81	11/13→05/16					
2.0 TDI	103	11/11→05/16					
2.0 TDI	110	11/13→05/16					
2.0 TSI	162	11/13→05/16					











	kW			 	! #		
VW - GOLF VI Variant (AJ5) 07/09→07/13							
 Seilzug, Feststellbremse							
1.2 TSI	63	07/10→07/13	➔	⬇️; Scheibenbremse	2	24.3727-0195.2 580195	L= 1.447
1.2 TSI	77	07/09→07/13					
1.4	59	07/09→07/13					
1.4 TSI	90	07/09→07/13					
1.4 TSI	118	07/09→07/13					
1.6	75	07/09→07/13					
1.6 MultiFuel	75	07/10→07/13					
1.6 TDI	66	12/09→07/13					
1.6 TDI	77	07/09→07/13					
1.6 TDI 4motion	77	07/09→07/13					
2.0 TDI	81	01/10→07/13					
2.0 TDI	103	07/09→07/13					
2.0 TSI	147	07/09→07/13					
VW - GOLF PLUS (5M1, 521) 12/04→12/13							
 Seilzug, Feststellbremse							
1.2 TSI	63	05/10→12/13	➔	⬇️	2	24.3727-0195.2 580195	L= 1.447
1.2 TSI	77	11/09→12/13					
1.6 BiFuel	75	05/09→12/13					
1.6 TDI	66	02/09→12/13					
1.6 TDI	77	03/09→12/13					
1.4 16V	55	01/05→11/06	➔	⬇️; 1K-9-900001→	2	24.3727-0195.2 580195	L= 1.447
1.4 16V	59	05/06→12/13					
1.4 FSI	66	07/05→11/06	➔	⬇️; → 1K-9-899999; Scheibenbremse	2	24.3727-2708.2 582708	L= 1.447
1.4 TSI	90	06/07→12/13					
1.4 TSI	103	05/06→06/08					
1.4 TSI	118	06/08→12/13					
1.4 TSI	125	05/06→06/08					
1.6	75	05/05→12/13					
1.6 FSI	85	12/04→05/08					
1.6 MultiFuel	75	11/07→12/13					
1.9 TDI	66	05/05→12/08					
1.9 TDI	77	01/05→01/09					
2.0 FSI	110	05/05→06/08					
2.0 TDI	96	05/05→05/07					
2.0 TDI	100	05/05→12/13					
2.0 TDI	103	12/05→05/11					
2.0 TDI 16V	103	01/05→12/13					
2.0 TDI	81	01/09→12/13	➔	⬇️; 1K-9-900001→	2	24.3727-0195.2 580195	L= 1.447
VW - JETTA III (1K2) 09/04→10/10							
 Seilzug, Feststellbremse							
1.4 TSI	90	05/07→10/10	➔	⬇️; 1K-7-000001→; Scheibenbremse	2	24.3727-0195.2 580195	L= 1.447
1.4 TSI	103	07/06→10/10					
1.4 TSI	125	07/06→10/10	➔	⬇️; → 1K-6-899000; Scheibenbremse	2	24.3727-2708.2 582708	L= 1.447
1.6	75	10/05→10/10					
1.6 FSI	85	09/05→10/10					
1.6 MultiFuel	75	01/08→10/10					
1.9 TDI	77	08/05→10/10					
2.0 FSI	110	08/05→10/10					
2.0 TDI	100	09/05→10/10					
2.0 TDI	103	10/05→10/10					
2.0 TDI	125	10/06→10/10					
2.0 TDI 16V	103	08/05→10/10					
2.0 TFSI	147	10/05→10/10					
1.4 TSI	118	07/08→10/10	➔	⬇️; Scheibenbremse	2	24.3727-0195.2 580195	L= 1.447
1.6 TDI	66	12/09→10/10					
1.6 TDI	77	06/09→10/10					
2.5	110	01/06→10/10	➔	⬇️; 07/08→; Scheibenbremse	2	24.3727-0195.2 580195	L= 1.447
VW - KAEFER 12/47→08/03							
 Bremstrommel							
1600 i (Mexico)	34	10/92→07/03	➔	10/93→		24.0223-0003.1 480033	Ø 230,0 x 50,5 / 231
 Seilzug, Feststellbremse							
1600 i (Mexico)	34	10/92→07/03	➔	⬇️; 10/93→; Trommelbremse	2	24.3727-0101.2 580101	L= 1.750
VW - LOAD UP (121, 122, BL1, BL2) 12/14→							
 Radbremszylinder							
1.0	44	12/14→	➔			24.3217-0908.3 020167	Ø 17,46 ALU
1.0 EcoFuel	50	12/14→					
e-Load Up	60	12/14→	➔			24.3217-0908.3 020167	Ø 17,46 ALU
						24.3219-0909.3 020188	Ø 19,05 ALU
↓							















	kw			 	! #		
VW - LOAD UP (121, 122, BL1, BL2) 12/14→							
Zubehörsatz, Bremsbacken							
1.0	44	12/14→	➔			03.0137-9168.2 669168	VW
1.0 EcoFuel	50	12/14→					
e-Load Up	60	12/14→					
 Bremstrommel							
1.0	44	12/14→	➔			24.0220-0032.1 480130	Ø 200,0 x 50,1 / 201,5
1.0 EcoFuel	50	12/14→					
e-Load Up	60	12/14→					
 Bremsbackensatz							
1.0	44	12/14→	➔			03.0137-0268.2 650268	VW Ø 200 x 40 + HEB
1.0 EcoFuel	50	12/14→				03.0520-4817.3 694817	Ø 200 x 40 Ø 17,46 + RZ / + Zub TopKit
e-Load Up	60	12/14→	➔			03.0137-0268.2 650268	VW Ø 200 x 40 + HEB
						03.0520-8219.3 698219	VW Ø 200 x 40 Ø 19,05 + RZ / + Zub TopKit
VW - LT 28-35 I Bus (281-363) 04/75→06/96							
 Radbremszylinder							
2.4 D	51	08/89→06/96	➔			03.3225-5511.3 020102	Ø 25,4 GG
2.4 i	69	08/89→06/96					
2.4 TD	70	09/92→06/96					
Zubehörsatz, Bremsbacken							
2.4 D	51	08/89→06/96	➔	→ 28-A0020471		03.0137-9151.2 669151	
2.4 i	69	08/89→06/96					
2.4 TD	70	09/92→06/96	➔	28-A0020472→		03.0137-9159.2 669159	
 Bremstrommel							
2.4 D	51	08/89→06/96	➔			24.0225-2003.1 480047	Ø 252,0 x 65,5 / 253,5
2.4 i	69	08/89→06/96					
2.4 TD	70	09/92→06/96					
 Bremsbackensatz							
2.4 D	51	08/89→06/96	➔	28-A0020472→		03.0137-0259.2 650259	Ø 252 x 56 + HEB
2.4 i	69	08/89→06/96					
2.4 TD	70	09/92→06/96					
 Seilzug, Feststellbremse							
2.4 D	51	08/89→06/96	➔	☐; → 28-D-007246; für Linkslenker; Trommelbremse		24.3727-0112.2 580112	L= 1.042
2.4 i	69	08/89→06/96					
2.4 TD	70	09/92→06/96	➔	☐; 28-D-007247→; Trommelbremse		24.3727-0112.2 580112	L= 1.042
			➔	☐; → 28-D-007246; für Rechtslenker; Trommelbremse		24.3727-0112.2 580112	L= 1.042
			➔	☐; 28-D-007247→; Trommelbremse		24.3727-0113.2 580113	L= 1.690
			➔	☐; → 28-D-007246; für Rechtslenker; Trommelbremse		24.3727-0113.2 580113	L= 1.690
			➔	☐; → 28-D-007246; für Linkslenker; Trommelbremse		24.3727-0113.2 580113	L= 1.690
VW - LT 28-35 I Kasten (281-363) 04/75→06/96							
 Radbremszylinder							
2.4 D	51	07/90→05/96	➔	→ 29-M-009906; nicht für Doppelbereifung		03.3225-5511.3 020102	Ø 25,4 GG
2.4 i	69	08/89→06/96	➔			03.3225-5511.3 020102	Ø 25,4 GG
			➔	29-M-009907→		03.3225-5512.3 020103	Ø 25,4 GG
			➔	→ 10/90; mit Doppelbereifung		03.3225-5512.3 020103	Ø 25,4 GG
2.4 TD	70	06/92→05/96	➔			03.3225-5511.3 020102	Ø 25,4 GG
			➔	→ 29-M-009906; nicht für Doppelbereifung		03.3225-5511.3 020102	Ø 25,4 GG
			➔	29-M-009907→		03.3225-5512.3 020103	Ø 25,4 GG
Zubehörsatz, Bremsbacken							
2.4 D	51	07/90→05/96	➔	→ 28-A0020471		03.0137-9151.2 669151	
2.4 i	69	08/89→06/96					
2.4 TD	70	06/92→05/96	➔	28-D-007274→; mit Doppelbereifung		03.0137-9152.2 669152	
			➔	28-A0020472→		03.0137-9159.2 669159	
			➔	→ 29-M-009906; nicht für Doppelbereifung		03.0137-9159.2 669159	
↓							












	kw					! #		
VW - LT 28-35 Kasten (281-363) 04/75→06/96								
 Bremstrommel								
2.4 D	51	07/90→05/96	➔			24.0225-2003.1	480047	Ø 252,0 x 65,5 / 253,5
2.4 i	69	08/89→06/96	➔	→ 29-M-009906; nicht für Doppelbereifung		24.0225-2003.1	480047	Ø 252,0 x 65,5 / 253,5
2.4 TD	70	06/92→05/96						
 Bremsbackensatz								
2.4 D	51	07/90→05/96	➔	28-A0020472→		03.0137-0259.2	650259	Ø 252 x 56 + HEB
2.4 i	69	08/89→06/96	➔	→ 29-M-009906; nicht für Doppelbereifung		03.0137-0259.2	650259	Ø 252 x 56 + HEB
2.4 TD	70	06/92→05/96						
 Seilzug, Feststellbremse								
2.4 D	51	07/90→05/96	➔	☐; 29-G-014001→; mit Einfachbereifung; Trommelbremse		24.3727-0112.2	580112	L= 1.042
2.4 i	69	08/89→06/96	➔	☐; → 28-D-007246; für Linkslenker; Trommelbremse		24.3727-0112.2	580112	L= 1.042
2.4 TD	70	06/92→05/96						
			➔	☐; 29-G-014001→; mit Einfachbereifung; Trommelbremse		24.3727-0113.2	580113	L= 1.690
			➔	☐; 28-D-007247→; Trommelbremse		24.3727-0113.2	580113	L= 1.690
			➔	☐; → 28-D-007246; für Rechtslenker; Trommelbremse		24.3727-0113.2	580113	L= 1.690
			➔	☐; → 28-D-007246; für Linkslenker; Trommelbremse		24.3727-0113.2	580113	L= 1.690
			➔	☐; → 28-D-007246; für Rechtslenker; Trommelbremse		24.3727-0113.2	580113	L= 1.690
VW - LT 28-35 Pritsche/Fahrgestell (281-363) 04/75→06/96								
 Radbremsszylinder								
2.4 D	51	08/90→06/96	➔	→ 29-M-009906; nicht für Doppelbereifung		03.3225-5511.3	020102	Ø 25,4 GG
			➔			03.3225-5511.3	020102	Ø 25,4 GG
			➔	29-M-009907→		03.3225-5512.3	020103	Ø 25,4 GG
			➔	→ 10/90; mit Doppelbereifung		03.3225-5512.3	020103	Ø 25,4 GG
2.4 i	69	03/94→06/96	➔			03.3225-5511.3	020102	Ø 25,4 GG
2.4 TD	70	08/92→06/96	➔	→ 29-M-009906; nicht für Doppelbereifung		03.3225-5511.3	020102	Ø 25,4 GG
			➔	29-M-009907→		03.3225-5512.3	020103	Ø 25,4 GG
Zubehörsatz, Bremsbacken								
2.4 D	51	08/90→06/96	➔	→ 28-A0020471		03.0137-9151.2	669151	
2.4 i	69	03/94→06/96	➔	28-D-007274→; mit Doppelbereifung		03.0137-9152.2	669152	
2.4 TD	70	08/92→06/96						
			➔	28-A0020472→		03.0137-9159.2	669159	
			➔	→ 29-M-009906; nicht für Doppelbereifung		03.0137-9159.2	669159	
 Bremstrommel								
2.4 D	51	08/90→06/96	➔			24.0225-2003.1	480047	Ø 252,0 x 65,5 / 253,5
2.4 i	69	03/94→06/96	➔	→ 29-M-009906; nicht für Doppelbereifung		24.0225-2003.1	480047	Ø 252,0 x 65,5 / 253,5
2.4 TD	70	08/92→06/96						
 Bremsbackensatz								
2.4 D	51	08/90→06/96	➔	28-A0020472→		03.0137-0259.2	650259	Ø 252 x 56 + HEB
2.4 i	69	03/94→06/96	➔	→ 29-M-009906; nicht für Doppelbereifung		03.0137-0259.2	650259	Ø 252 x 56 + HEB
2.4 TD	70	08/92→06/96						
 Seilzug, Feststellbremse								
2.4 D	51	08/90→06/96	➔	☐; 29-G-014001→; mit Einfachbereifung; Trommelbremse		24.3727-0112.2	580112	L= 1.042
2.4 i	69	03/94→06/96	➔	☐; → 28-D-007246; für Linkslenker; Trommelbremse		24.3727-0112.2	580112	L= 1.042
2.4 TD	70	08/92→06/96						
			➔	☐; 29-G-014001→; mit Einfachbereifung; Trommelbremse		24.3727-0113.2	580113	L= 1.690
			➔	☐; 28-D-007247→; Trommelbremse		24.3727-0113.2	580113	L= 1.690
			➔	☐; → 28-D-007246; für Rechtslenker; Trommelbremse		24.3727-0112.2	580112	L= 1.042
			➔	☐; → 28-D-007246; für Rechtslenker; Trommelbremse		24.3727-0112.2	580112	L= 1.042
			➔	☐; 29-G-014001→; mit Einfachbereifung; Trommelbremse		24.3727-0113.2	580113	L= 1.690
			➔	☐; 28-D-007247→; Trommelbremse		24.3727-0113.2	580113	L= 1.690











	kw			 	! #		
VW - LT 28-35 I Pritsche/Fahrgestell (281-363) 04/75→06/96							
 Seilzug, Feststellbremse							
2.4 D 2.4 i 2.4 TD	51 69 70	08/90→06/96 03/94→06/96 08/92→06/96	➡	☐; → 28-D-007246; für Linkslenker; Trommelbremse		24.3727-0113.2 580113	L= 1.690
			➡	☐; → 28-D-007246; für Rechtslenker; Trommelbremse		24.3727-0113.2 580113	L= 1.690
VW - LT 28-35 II Bus (2DB, 2DE, 2DK) 04/96→07/06							
 Bremsbackensatz, Feststellbremse							
2.3 2.5 SDI 2.5 TDI	105 55 75	05/96→07/06 07/96→07/06 05/96→08/99		Baumuster: LT 28		03.0137-4001.2 654001	Ø 160 x 40 + Zub
				Baumuster: LT 35		03.0137-4001.2 654001	Ø 160 x 40 + Zub
			➡	Baumuster: LT 28		03.0137-0397.2 650397	Ø 160 x 40
			➡	Baumuster: LT 35		03.0137-0397.2 650397	Ø 160 x 40
			➡	Baumuster: LT 46		03.0137-4015.2 654015	Ø 170 x 40 + Zub
2.5 TDI 2.5 TDI 2.5 TDI 2.5 TDI	61 66 70 80	05/01→07/06 05/99→07/06 05/01→07/06 05/99→07/06		Baumuster: LT 28		03.0137-4001.2 654001	Ø 160 x 40 + Zub
				Baumuster: LT 35		03.0137-4001.2 654001	Ø 160 x 40 + Zub
			➡	Baumuster: LT 35		03.0137-0397.2 650397	Ø 160 x 40
			➡	Baumuster: LT 28		03.0137-0397.2 650397	Ø 160 x 40
2.8 TDI 2.8 TDI	96 116	01/99→01/02 05/01→06/06		Baumuster: LT 28		03.0137-4001.2 654001	Ø 160 x 40 + Zub
			➡	Baumuster: LT 28		03.0137-0397.2 650397	Ø 160 x 40
Zubehörsatz, Feststellbremsbacken							
2.3 2.5 SDI 2.5 TDI	105 55 75	05/96→07/06 07/96→07/06 05/96→08/99		Baumuster: LT 46		03.0137-9256.2 669256	
			➡	Baumuster: LT 35		03.0137-9255.2 669255	
						03.0137-9700.2 669700	
						03.0137-9704.2 669704	
			➡	Baumuster: LT 28		03.0137-9255.2 669255	
						03.0137-9700.2 669700	
						03.0137-9704.2 669704	
2.5 TDI 2.5 TDI 2.5 TDI 2.5 TDI	61 66 70 80	05/01→07/06 05/99→07/06 05/01→07/06 05/99→07/06	➡	Baumuster: LT 35		03.0137-9255.2 669255	
						03.0137-9700.2 669700	
						03.0137-9704.2 669704	
			➡	Baumuster: LT 28		03.0137-9255.2 669255	
						03.0137-9700.2 669700	
						03.0137-9704.2 669704	
2.8 TDI 2.8 TDI	96 116	01/99→01/02 05/01→06/06	➡	Baumuster: LT 28		03.0137-9255.2 669255	
						03.0137-9700.2 669700	
						03.0137-9704.2 669704	
 Seilzug, Feststellbremse							
2.3 2.5 SDI 2.5 TDI	105 55 75	05/96→07/06 07/96→07/06 05/96→08/99	←	⏏; Radstand [mm]: 4.025; Baumuster: LT 46; Scheibenbremse	1	24.3727-0181.2 580181	L= 2.440
			←	⏏; Radstand [mm]: 4.025; Baumuster: LT 35; Scheibenbremse	1	24.3727-0441.2 580441	L= 2.460
			←	⏏; Radstand [mm]: 3.000; Baumuster: LT 35; Scheibenbremse	1	24.3727-0442.2 580442	L= 1.435
			←	⏏; Radstand [mm]: 3.000; Baumuster: LT 28; Scheibenbremse	1	24.3727-0442.2 580442	L= 1.435
			←	⏏; Radstand [mm]: 3.550; Baumuster: LT 35; Scheibenbremse	1	24.3727-0443.2 580443	L= 1.990
			←	⏏; Radstand [mm]: 3.550; Baumuster: LT 28; Scheibenbremse	1	24.3727-0443.2 580443	L= 1.990
			←	⏏; Radstand [mm]: 3.550; Baumuster: LT 46; Scheibenbremse	1	24.3727-0444.2 580444	L= 1.970
			➡	☐; Radstand [mm]: 4.025; Baumuster: LT 46; Scheibenbremse		24.3727-0179.2 580179	L= 1.525
			➡	☐; Radstand [mm]: 3.550; Baumuster: LT 46; Scheibenbremse		24.3727-0179.2 580179	L= 1.525
			➡	☐; Radstand [mm]: 4.025; Baumuster: LT 46; Scheibenbremse		24.3727-0180.2 580180	L= 1.526
			➡	☐; Radstand [mm]: 3.550; Baumuster: LT 46; Scheibenbremse		24.3727-0180.2 580180	L= 1.526
			➡	⏏; Radstand [mm]: 3.550; Baumuster: LT 35; Scheibenbremse	2	24.3727-0438.2 580438	L= 1.513
			➡	⏏; Radstand [mm]: 3.000; Baumuster: LT 35; Scheibenbremse	2	24.3727-0438.2 580438	L= 1.513
			➡	⏏; Radstand [mm]: 3.000; Baumuster: LT 28; Scheibenbremse	2	24.3727-0438.2 580438	L= 1.513













	kw			 	! #		
VW - LT 28-35 II Bus (2DB, 2DE, 2DK) 04/96→07/06							
 Seilzug, Feststellbremse							
2.3 2.5 SDI 2.5 TDI	105 55 75	05/96→07/06 07/96→07/06 05/96→08/99	➔	⬇️; Radstand [mm]: 3.550; Baumuster: LT 28; Scheibenbremse	2	24.3727-0438.2 580438	L= 1.513
			➔	⬇️; Radstand [mm]: 4.025; Baumuster: LT 35; Scheibenbremse	2	24.3727-0438.2 580438	L= 1.513
2.5 TDI 2.5 TDI 2.5 TDI 2.5 TDI	61 66 70 80	05/01→07/06 05/99→07/06 05/01→07/06 05/99→07/06	➔	⬆️; Radstand [mm]: 3.000; Baumuster: LT 28; Scheibenbremse	1	24.3727-0441.2 580441	L= 2.460
			➔	⬆️; Radstand [mm]: 3.000; Baumuster: LT 35; Scheibenbremse	1	24.3727-0442.2 580442	L= 1.435
			➔	⬆️; Radstand [mm]: 3.000; Baumuster: LT 35; Scheibenbremse	1	24.3727-0442.2 580442	L= 1.435
			➔	⬆️; Radstand [mm]: 3.550; Baumuster: LT 35; Scheibenbremse	1	24.3727-0443.2 580443	L= 1.990
			➔	⬆️; Radstand [mm]: 3.550; Baumuster: LT 28; Scheibenbremse	1	24.3727-0443.2 580443	L= 1.990
			➔	⬇️; Radstand [mm]: 3.000; Baumuster: LT 28; Scheibenbremse	2	24.3727-0438.2 580438	L= 1.513
			➔	⬇️; Radstand [mm]: 3.000; Baumuster: LT 35; Scheibenbremse	2	24.3727-0438.2 580438	L= 1.513
			➔	⬇️; Radstand [mm]: 4.025; Baumuster: LT 35; Scheibenbremse	2	24.3727-0438.2 580438	L= 1.513
			➔	⬇️; Radstand [mm]: 3.550; Baumuster: LT 28; Scheibenbremse	2	24.3727-0438.2 580438	L= 1.513
			➔	⬇️; Radstand [mm]: 3.550; Baumuster: LT 28; Scheibenbremse	2	24.3727-0438.2 580438	L= 1.513
2.8 TDI 2.8 TDI	96 116	01/99→01/02 05/01→06/06	➔	⬆️; Radstand [mm]: 3.000; Baumuster: LT 28; Scheibenbremse	1	24.3727-0442.2 580442	L= 1.435
			➔	⬆️; Radstand [mm]: 3.550; Baumuster: LT 28; Scheibenbremse	1	24.3727-0443.2 580443	L= 1.990
			➔	⬇️; Radstand [mm]: 3.550; Baumuster: LT 28; Scheibenbremse	2	24.3727-0438.2 580438	L= 1.513
			➔	⬇️; Radstand [mm]: 3.000; Baumuster: LT 28; Scheibenbremse	2	24.3727-0438.2 580438	L= 1.513
VW - LT 28-46 II Kasten (2DA, 2DD, 2DH) 04/96→07/06							
 Bremsbackensatz, Feststellbremse							
2.3 2.5 SDI 2.5 TDI	105 55 61	05/96→07/06 09/96→07/06 05/01→07/06		Baumuster: LT 28		03.0137-4001.2 654001	Ø 160 x 40 + Zub
2.5 TDI 2.5 TDI 2.5 TDI	66 70 75	05/99→07/06 05/01→07/06 05/96→08/99	➔	Baumuster: LT 28		03.0137-0397.2 650397	Ø 160 x 40
2.5 TDI 2.5 TDI 2.5 TDI	70 75 80	05/01→07/06 05/96→08/99 05/99→07/06	➔	Baumuster: LT 35		03.0137-0397.2 650397	Ø 160 x 40
2.8 TDI 2.8 TDI 2.8 TDI	92 96 116	07/97→01/02 01/99→07/06 04/02→07/06	➔	Baumuster: LT 46		03.0137-4015.2 654015	Ø 170 x 40 + Zub
Zubehörsatz, Feststellbremsbacken							
2.3 2.5 SDI 2.5 TDI	105 55 61	05/96→07/06 09/96→07/06 05/01→07/06	➔	Baumuster: LT 46		03.0137-9256.2 669256	
2.5 TDI 2.5 TDI 2.5 TDI	66 70 75	05/99→07/06 05/01→07/06 05/96→08/99	➔	Baumuster: LT 35		03.0137-9255.2 669255	
2.5 TDI 2.5 TDI 2.8 TDI	70 75 92	05/01→07/06 05/96→08/99 07/97→01/02	➔	Baumuster: LT 28		03.0137-9700.2 669700	
2.8 TDI 2.8 TDI 2.8 TDI	96 116	01/99→07/06 04/02→07/06	➔	Baumuster: LT 28		03.0137-9255.2 669255	
			➔	Baumuster: LT 28		03.0137-9700.2 669700	
			➔	Baumuster: LT 28		03.0137-9704.2 669704	
 Seilzug, Feststellbremse							
2.3 2.5 SDI 2.5 TDI	105 55 61	05/96→07/06 09/96→07/06 05/01→07/06	➔	⬆️; Radstand [mm]: 4.025; Baumuster: LT 46; Scheibenbremse	1	24.3727-0181.2 580181	L= 2.440
2.5 TDI 2.5 TDI 2.5 TDI	66 70 75	05/99→07/06 05/01→07/06 05/96→08/99	➔	⬆️; Radstand [mm]: 4.025; Baumuster: LT 35; Scheibenbremse	1	24.3727-0441.2 580441	L= 2.460
2.5 TDI 2.5 TDI 2.8 TDI	70 75 80	05/01→07/06 05/96→08/99 05/99→07/06	➔	⬆️; Radstand [mm]: 3.000; Baumuster: LT 35; Scheibenbremse	1	24.3727-0442.2 580442	L= 1.435
2.8 TDI 2.8 TDI 2.8 TDI	92 96 116	07/97→01/02 01/99→07/06 04/02→07/06	➔	⬆️; Radstand [mm]: 3.000; Baumuster: LT 28; Scheibenbremse	1	24.3727-0442.2 580442	L= 1.435
			➔	⬆️; Radstand [mm]: 3.550; Baumuster: LT 35; Scheibenbremse	1	24.3727-0443.2 580443	L= 1.990
			➔	⬆️; Radstand [mm]: 3.550; Baumuster: LT 28; Scheibenbremse	1	24.3727-0443.2 580443	L= 1.990
			➔	⬆️; Radstand [mm]: 3.550; Baumuster: LT 46; Scheibenbremse	1	24.3727-0444.2 580444	L= 1.970
↓							












	kw					! #		
VW - LT 28-46 II Kasten (2DA, 2DD, 2DH) 04/96→07/06								
 Seilzug, Feststellbremse								
2.3	105	05/96→07/06	➔	☐; Radstand [mm]: 4.025; Baumuster: LT 46; Scheibenbremse		24.3727-0179.2	580179	L= 1.525
2.5 SDI	55	09/96→07/06						
2.5 TDI	61	05/01→07/06						
2.5 TDI	66	05/99→07/06	➔	☐; Radstand [mm]: 3.550; Baumuster: LT 46; Scheibenbremse		24.3727-0179.2	580179	L= 1.525
2.5 TDI	70	05/01→07/06						
2.5 TDI	75	05/96→08/99	➔	☐; Radstand [mm]: 4.025; Baumuster: LT 46; Scheibenbremse		24.3727-0180.2	580180	L= 1.526
2.5 TDI	80	05/99→07/06						
2.8 TDI	92	07/97→01/02	➔	☐; Radstand [mm]: 3.550; Baumuster: LT 46; Scheibenbremse		24.3727-0180.2	580180	L= 1.526
2.8 TDI	96	01/99→07/06						
2.8 TDI	116	04/02→07/06	➔	☒; Radstand [mm]: 3.550; Baumuster: LT 35; Scheibenbremse	2	24.3727-0438.2	580438	L= 1.513
			➔	☒; Radstand [mm]: 3.000; Baumuster: LT 35; Scheibenbremse	2	24.3727-0438.2	580438	L= 1.513
			➔	☒; Radstand [mm]: 3.000; Baumuster: LT 28; Scheibenbremse	2	24.3727-0438.2	580438	L= 1.513
			➔	☒; Radstand [mm]: 3.550; Baumuster: LT 28; Scheibenbremse	2	24.3727-0438.2	580438	L= 1.513
			➔	☒; Radstand [mm]: 4.025; Baumuster: LT 35; Scheibenbremse	2	24.3727-0438.2	580438	L= 1.513
VW - LT 28-46 II Pritsche/Fahrgestell (2DC, 2DF, 2DG, 2DL, 2DM) 04/96→07/06								
 Bremssackensatz, Feststellbremse								
2.3	105	06/96→07/06		Baumuster: LT 28		03.0137-4001.2	654001	Ø 160 x 40 + Zub
2.5 SDI	55	09/96→07/06						
2.5 TDI	61	05/01→07/06		Baumuster: LT 35		03.0137-4001.2	654001	Ø 160 x 40 + Zub
2.5 TDI	66	05/99→07/06	➔	Baumuster: LT 28		03.0137-0397.2	650397	Ø 160 x 40
2.5 TDI	70	05/01→07/06						
2.5 TDI	75	06/96→08/99	➔	Baumuster: LT 35		03.0137-0397.2	650397	Ø 160 x 40
2.5 TDI	80	05/99→07/06	➔	Baumuster: LT 46		03.0137-4015.2	654015	Ø 170 x 40 + Zub
2.8 TDI	92	07/97→01/02						
2.8 TDI	96	01/99→07/06						
2.8 TDI	116	04/02→07/06						
Zubehörsatz, Feststellbrennsbacken								
2.3	105	06/96→07/06		Baumuster: LT 46		03.0137-9256.2	669256	
2.5 SDI	55	09/96→07/06						
2.5 TDI	61	05/01→07/06	➔	Baumuster: LT 35		03.0137-9255.2	669255	
2.5 TDI	66	05/99→07/06				03.0137-9700.2	669700	
2.5 TDI	70	05/01→07/06				03.0137-9704.2	669704	
2.5 TDI	75	06/96→08/99	➔	Baumuster: LT 28		03.0137-9255.2	669255	
2.5 TDI	80	05/99→07/06				03.0137-9700.2	669700	
2.8 TDI	92	07/97→01/02				03.0137-9704.2	669704	
2.8 TDI	96	01/99→07/06						
2.8 TDI	116	04/02→07/06						
 Seilzug, Feststellbremse								
2.3	105	06/96→07/06	➔	☒; Radstand [mm]: 4.025; Baumuster: LT 46; Scheibenbremse	1	24.3727-0181.2	580181	L= 2.440
2.5 SDI	55	09/96→07/06						
2.5 TDI	61	05/01→07/06	➔	☒; Radstand [mm]: 4.025; Baumuster: LT 35; Scheibenbremse	1	24.3727-0441.2	580441	L= 2.460
2.5 TDI	66	05/99→07/06						
2.5 TDI	70	05/01→07/06	➔	☒; Radstand [mm]: 3.000; Baumuster: LT 35; Scheibenbremse	1	24.3727-0442.2	580442	L= 1.435
2.5 TDI	75	06/96→08/99						
2.5 TDI	80	05/99→07/06	➔	☒; Radstand [mm]: 3.000; Baumuster: LT 28; Scheibenbremse	1	24.3727-0442.2	580442	L= 1.435
2.8 TDI	92	07/97→01/02						
2.8 TDI	96	01/99→07/06	➔	☒; Radstand [mm]: 3.550; Baumuster: LT 35; Scheibenbremse	1	24.3727-0443.2	580443	L= 1.990
2.8 TDI	116	04/02→07/06	➔	☒; Radstand [mm]: 3.550; Baumuster: LT 28; Scheibenbremse	1	24.3727-0443.2	580443	L= 1.990
			➔	☒; Radstand [mm]: 3.550; Baumuster: LT 46; Scheibenbremse	1	24.3727-0444.2	580444	L= 1.970
			➔	☐; Radstand [mm]: 4.025; Baumuster: LT 46; Scheibenbremse		24.3727-0179.2	580179	L= 1.525
			➔	☐; Radstand [mm]: 3.550; Baumuster: LT 46; Scheibenbremse		24.3727-0179.2	580179	L= 1.525
			➔	☐; Radstand [mm]: 4.025; Baumuster: LT 46; Scheibenbremse		24.3727-0180.2	580180	L= 1.526
			➔	☐; Radstand [mm]: 3.550; Baumuster: LT 46; Scheibenbremse		24.3727-0180.2	580180	L= 1.526
			➔	☒; Radstand [mm]: 3.550; Baumuster: LT 35; Scheibenbremse	2	24.3727-0438.2	580438	L= 1.513
			➔	☒; Radstand [mm]: 3.000; Baumuster: LT 35; Scheibenbremse	2	24.3727-0438.2	580438	L= 1.513
			➔	☒; Radstand [mm]: 3.000; Baumuster: LT 28; Scheibenbremse	2	24.3727-0438.2	580438	L= 1.513












	kw					! #		
VW - LT 28-46 II Pritsche/Fahrgestell (2DC, 2DF, 2DG, 2DL, 2DM) 04/96→07/06								
 Seilzug, Feststellbremse								
2.3	105	06/96→07/06	➡	⬇️; Radstand [mm]: 3.550; Baumuster: LT 28; Scheibenbremse	2	24.3727-0438.2	580438	L= 1.513
2.5 SDI	55	09/96→07/06						
2.5 TDI	61	05/01→07/06						
2.5 TDI	66	05/99→07/06	➡	⬇️; Radstand [mm]: 4.025; Baumuster: LT 35; Scheibenbremse	2	24.3727-0438.2	580438	L= 1.513
2.5 TDI	70	05/01→07/06						
2.5 TDI	75	06/96→08/99						
2.5 TDI	80	05/99→07/06						
2.8 TDI	92	07/97→01/02						
2.8 TDI	96	01/99→07/06						
2.8 TDI	116	04/02→07/06						
VW - LT 40-55 I Kasten (291-512) 04/75→06/96								
 Radbremsszylinder								
2.4 D	51	07/90→05/96	➡	nicht für Radstand [mm]: 3.650		03.3225-5512.3	020103	Ø 25,4 GG
2.4 i	69	01/93→06/96						
2.4 TD	70	06/92→05/96	➡	Radstand [mm]: 3.650		24.3226-0901.3	020295	Ø 26,99 GG
Zubehörsatz, Bremsbacken								
2.4 D	51	07/90→05/96	➡			03.0137-9152.2	669152	
2.4 i	69	01/93→06/96						
2.4 TD	70	06/92→05/96	➡	28-D-007274→		03.0137-9152.2	669152	
 Seilzug, Feststellbremse								
2.4 D	51	07/90→05/96	➡	⬇️; Trommelbremse	2	24.3727-0120.2	580120	L= 1.400
2.4 i	69	01/93→06/96						
2.4 TD	70	06/92→05/96	➡	⬇️; 29-G-014001→; Trommelbremse	2	24.3727-0120.2	580120	L= 1.400
VW - LT 40-55 I Pritsche/Fahrgestell (293-909) 04/75→06/96								
 Radbremsszylinder								
2.4 D	51	08/90→06/96	➡	nicht für Radstand [mm]: 3.650		03.3225-5512.3	020103	Ø 25,4 GG
2.4 i	69	03/94→06/96						
2.4 TD	70	08/92→06/96	➡	Radstand [mm]: 3.650		24.3226-0901.3	020295	Ø 26,99 GG
Zubehörsatz, Bremsbacken								
2.4 D	51	08/90→06/96	➡			03.0137-9152.2	669152	
2.4 i	69	03/94→06/96	➡			03.0137-9152.2	669152	
2.4 TD	70	08/92→06/96	➡	28-D-007274→		03.0137-9152.2	669152	
 Seilzug, Feststellbremse								
2.4 D	51	08/90→06/96	➡	⬇️; Trommelbremse	2	24.3727-0120.2	580120	L= 1.400
2.4 i	69	03/94→06/96						
2.4 TD	70	08/92→06/96	➡	⬇️; 29-G-014001→; Trommelbremse	2	24.3727-0120.2	580120	L= 1.400
VW - LUPO (6X1, 6E1) 09/98→07/05								
 Radbremsszylinder								
1.0	37	09/98→07/05	➡	- ABS		24.3215-0903.3	020154	Ø 15,87 ALU
1.0	37	10/98→05/00						
1.4	44	10/00→07/05	➡	+ ABS		24.3217-0908.3	020167	Ø 17,46 ALU
1.4 TDI	55	01/99→07/05						
1.7 SDI	44	09/98→07/05						
1.2 TDI 3L	45	07/99→07/05	➡			24.3215-0903.3	020154	Ø 15,87 ALU
1.4 16V	55	09/98→07/05	➡	10/98→; - ABS		24.3215-0903.3	020154	Ø 15,87 ALU
			➡	10/98→; + ABS		24.3217-0908.3	020167	Ø 17,46 ALU
Zubehörsatz, Bremsbacken								
1.0	37	09/98→07/05	➡	→ 6X-X-003000		03.0137-9008.2	669008	
1.0	37	10/98→05/00						
1.4 TDI	55	01/99→07/05	➡	6X-X-003001→		03.0137-9168.2	669168	VW
1.7 SDI	44	09/98→07/05						
1.2 TDI 3L	45	07/99→07/05	➡			03.0137-9008.2	669008	
1.4	44	10/00→07/05	➡			03.0137-9168.2	669168	VW
1.4 16V	55	09/98→07/05	➡	10/98→; → 6X-X-003000		03.0137-9008.2	669008	
			➡	6X-X-003001→		03.0137-9168.2	669168	VW
 Bremstrommel								
1.0	37	09/98→07/05	➡	→ 6X-X-003000		24.0218-0036.1	480147	Ø 180,0 x 41 / 181,5
1.0	37	10/98→05/00						
1.4 TDI	55	01/99→07/05	➡	6X-X-003001→		24.0220-0032.1	480130	Ø 200,0 x 50,1 / 201,5
1.7 SDI	44	09/98→07/05						
1.4	44	10/00→07/05	➡			24.0220-0032.1	480130	Ø 200,0 x 50,1 / 201,5
↓								













	kw			 	! #		
VW - LUPO (6X1, 6E1) 09/98→07/05							
 Bremstrommel							
1.4 16V	55	09/98→07/05	➔	10/98→; → 6X-X-003000		24.0218-0036.1 480147	Ø 180,0 x 41 / 181,5
			➔	6X-X-003001→		24.0220-0032.1 480130	Ø 200,0 x 50,1 / 201,5
 Bremsbackensatz							
1.0	37	09/98→07/05	➔	→ 6X-X-003000		03.0137-0126.2 650126	Ø 180 x 31 + HEB
1.0	37	10/98→05/00	➔	6X-X-003001→		03.0137-0268.2 650268	VW Ø 200 x 40 + HEB
1.4 TDI	55	01/99→07/05	➔	6X-X-003001→; + ABS		03.0420-1517.3 681517	VW Ø 200 x 40 Ø 17,46 + RZ / + Zub Kit
1.7 SDI	44	09/98→07/05	➔	6X-X-003001→; + ABS		03.0520-1517.3 691517	VW Ø 200 x 40 Ø 17,46 + RZ / + Zub TopKit
			➔	→ 6X-X-003000; - ABS		03.0520-0215.3 690215	VW Ø 180 x 31 Ø 15,87 + RZ / + Zub TopKit
			➔	6X-X-003001→; - ABS		03.0520-0415.3 690415	VW Ø 200 x 40 Ø 15,87 + RZ / + Zub TopKit
1.4	44	10/00→07/05	➔			03.0137-0268.2 650268	VW Ø 200 x 40 + HEB
			➔	+ ABS		03.0420-1517.3 681517	VW Ø 200 x 40 Ø 17,46 + RZ / + Zub Kit
			➔	- ABS		03.0520-1517.3 691517	VW Ø 200 x 40 Ø 17,46 + RZ / + Zub TopKit
			➔			03.0520-0415.3 690415	VW Ø 200 x 40 Ø 15,87 + RZ / + Zub TopKit
1.4 16V	55	09/98→07/05	➔	10/98→; → 6X-X-003000		03.0137-0126.2 650126	Ø 180 x 31 + HEB
			➔	6X-X-003001→		03.0137-0268.2 650268	VW Ø 200 x 40 + HEB
			➔	6X-X-003001→; + ABS		03.0420-1517.3 681517	VW Ø 200 x 40 Ø 17,46 + RZ / + Zub Kit
			➔	6X-X-003001→; + ABS		03.0520-1517.3 691517	VW Ø 200 x 40 Ø 17,46 + RZ / + Zub TopKit
			➔	10/98→; → 6X-X-003000; - ABS		03.0520-0215.3 690215	VW Ø 180 x 31 Ø 15,87 + RZ / + Zub TopKit
			➔	6X-X-003001→; - ABS		03.0520-0415.3 690415	VW Ø 200 x 40 Ø 15,87 + RZ / + Zub TopKit
 Seilzug, Feststellbremse							
1.0	37	09/98→07/05	➔	⬇; Trommelbremse	2	24.3727-0159.2 580159	L= 1.392
1.0	37	10/98→05/00					
1.2 TDI 3L	45	07/99→07/05					
1.4	44	10/00→07/05					
1.4 TDI	55	01/99→07/05					
1.7 SDI	44	09/98→07/05					
1.4 16V	55	09/98→07/05	➔	⬇; 10/98→; Trommelbremse	2	24.3727-0159.2 580159	L= 1.392
1.4 16V	74	08/99→07/05	➔	⬇; Scheibenbremse	2	24.3727-2707.2 582707	L= 1.496
1.4 FSI	77	02/01→07/05					
1.6 GTI	92	09/00→07/05					
VW - MULTIVAN T5 (7HM, 7HN, 7HF, 7EF, 7EM, 7EN) 04/03→08/15							
 Bremsbackensatz, Feststellbremse							
1.9 TDI	62	01/06→11/09	➔			03.0137-0419.2 650419	Ø 185 x 30
1.9 TDI	63	04/03→11/09					
1.9 TDI	75	06/06→11/09					
1.9 TDI	77	04/03→11/09					
2.0	85	11/03→08/15					
2.0 BiTDI	132	09/09→08/15					
2.0 BiTDI 4motion	132	09/09→08/15					
2.0 TDI	62	09/09→08/15					
2.0 TDI	75	09/09→08/15					
2.0 TDI	100	05/10→08/15					
2.0 TDI	103	09/09→08/15					
2.0 TDI 4motion	100	05/10→08/15					
2.0 TDI 4motion	103	09/09→08/15					
2.5 TDI	96	04/03→11/09					
2.5 TDI	120	11/03→11/09					
2.5 TDI	128	04/03→11/09					
2.5 TDI 4motion	96	07/04→11/09					
2.5 TDI 4motion	128	07/04→11/09					
3.2 V6	170	02/04→06/04					
3.2 V6	173	02/04→11/09					
3.2 V6 4motion	173	07/04→11/09					
Zubehörsatz, Feststellbremsbacken							
1.9 TDI	62	01/06→11/09				03.0137-9700.2 669700	
1.9 TDI	63	04/03→11/09				03.0137-9702.2 669702	
1.9 TDI	75	06/06→11/09					
↓							










	kW			 	! #			
VW - MULTIVAN T5 (7HM, 7HN, 7HF, 7EF, 7EM, 7EN) 04/03→08/15								
Zubehörsatz, Feststellbremsbacken								
1.9 TDI	77	04/03→11/09	➔			03.0137-9288.2	669288	
2.0	85	11/03→08/15						
2.0 BiTDI	132	09/09→08/15						
2.0 BiTDI 4motion	132	09/09→08/15						
2.0 TDI	62	09/09→08/15						
2.0 TDI	75	09/09→08/15						
2.0 TDI	100	05/10→08/15						
2.0 TDI	103	09/09→08/15						
2.0 TDI 4motion	100	05/10→08/15						
2.0 TDI 4motion	103	09/09→08/15						
2.5 TDI	96	04/03→11/09						
2.5 TDI	120	11/03→11/09						
2.5 TDI	128	04/03→11/09						
2.5 TDI 4motion	96	07/04→11/09						
2.5 TDI 4motion	128	07/04→11/09						
3.2 V6	170	02/04→06/04						
3.2 V6	173	02/04→11/09						
3.2 V6 4motion	173	07/04→11/09						
 Seilzug, Feststellbremse								
1.9 TDI	62	01/06→11/09	➔	⬇; +PR 0E1,0E2,0WL,0WN / 0WM,0WP,0WQ; Scheibenbremse	2	24.3727-0184.2	580184	L= 1.303
1.9 TDI	63	04/03→11/09						
1.9 TDI	75	06/06→11/09						
1.9 TDI	77	04/03→11/09						
2.0	85	11/03→08/15						
2.0 BiTDI	132	09/09→08/15						
2.0 TDI	62	09/09→08/15						
2.0 TDI	75	09/09→08/15						
2.0 TDI	100	05/10→08/15						
2.0 TDI	103	09/09→08/15						
2.5 TDI	96	04/03→11/09						
2.5 TDI	120	11/03→11/09						
2.5 TDI	128	04/03→11/09						
3.2 V6	170	02/04→06/04						
3.2 V6	173	02/04→11/09						
2.0 BiTDI 4motion	132	09/09→08/15	➔	⬇; 7H-A-200001→; Scheibenbremse; +PR G0C,G0K,G1C	2	24.3727-0184.2	580184	L= 1.303
2.0 TDI 4motion	100	05/10→08/15						
2.0 TDI 4motion	103	09/09→08/15						
2.5 TDI 4motion	96	07/04→11/09						
2.5 TDI 4motion	128	07/04→11/09						
3.2 V6 4motion	173	07/04→11/09						
2.0 TDI	84	05/11→08/15	➔	⬇; Scheibenbremse; +PR G0C,G0K,G1C	2	24.3727-0184.2	580184	L= 1.303
2.0 TSI	110	07/12→08/15						
2.0 TSI	150	05/11→08/15						
2.0 TSI 4motion	150	07/11→08/15						
VW - MULTIVAN T6 (SGF, SGM, SGN) 04/15→								
 Seilzug, Feststellbremse								
2.0 TDI	62	04/15→	➔	⬇; +PR G0C,G0K,G1C; Scheibenbremse	2	24.3727-0184.2	580184	L= 1.303
2.0 TDI	75	04/15→						
2.0 TDI	84	05/16→						
2.0 TDI	103	04/15→						
2.0 TDI	110	04/15→						
2.0 TDI	132	04/15→						
2.0 TDI	146	11/18→						
2.0 TDI	150	06/15→						
2.0 TDI 4motion	103	06/15→						
2.0 TDI 4motion	110	08/15→						
2.0 TDI 4motion	132	06/15→						
2.0 TDI 4motion	146	12/18→						
2.0 TDI 4motion	150	06/15→						
2.0 TSI	110	04/15→						
2.0 TSI	150	04/15→						
2.0 TSI 4motion	150	06/15→						
VW - NEW BEETLE (9C1, 1C1) 01/98→11/10								
 Seilzug, Feststellbremse								
1.4	55	11/01→09/10	➔	⬇; → 05/10; Scheibenbremse	2	24.3727-0173.2	580173	L= 1.693
1.9 TDI	77	07/05→09/10						
1.6	74	10/99→09/00	➔	⬇; 11/99→; → 9C-Y-607008; Scheibenbremse	2	24.3727-0149.2	580149	L= 1.688
			➔	⬇; 9C-Y-607009→; Scheibenbremse	2	24.3727-0173.2	580173	L= 1.693
1.6	75	06/00→09/10	➔	⬇; → 9C-Y-607008; Scheibenbremse	2	24.3727-0149.2	580149	L= 1.688
1.8 T	110	10/99→09/10						
1.9 TDI	74	02/01→09/10	➔	⬇; 9C-Y-607009→; → 05/10; Scheibenbremse	2	24.3727-0173.2	580173	L= 1.693
2.0	85	01/98→09/10						
2.5	110	07/05→09/10						
1.8 T	132	11/01→06/05	➔	⬇; Scheibenbremse	2	24.3727-0173.2	580173	L= 1.693
↓								








	kw			 	! #		
VW - NEW BEETLE (9C1, 1C1) 01/98→11/10							
 Seilzug, Feststellbremse							
1.9 TDI	66	01/98→06/04	➡	☒; → 9C-Y-607008; Scheibenbremse	2	24.3727-0149.2 580149	L= 1.688
			➡	☒; 9C-Y-607009→; Scheibenbremse	2	24.3727-0173.2 580173	L= 1.693
2.3 V5	125	10/00→09/10	➡	☒; für Fahrzeuge ohne verstärktes Fahrwerk; → 05/05; Scheibenbremse	2	24.3727-0173.2 580173	L= 1.693
RSI 3.2 4motion (1C9)	165	04/00→05/01	➡	☒; für Fahrzeuge ohne verstärktes Fahrwerk; Scheibenbremse	2	24.3727-0173.2 580173	L= 1.693
VW - NEW BEETLE Cabriolet (1Y7) 09/02→12/11							
 Seilzug, Feststellbremse							
1.4	55	01/03→09/10	➡	☒; → 05/10; Scheibenbremse	2	24.3727-0173.2 580173	L= 1.693
1.6	75	01/03→09/10					
1.9 TDI	77	07/05→09/10					
2.5	110	07/05→09/10					
1.8 T	110	01/03→09/10	➡	☒; 12/03→ 05/10; Scheibenbremse	2	24.3727-0173.2 580173	L= 1.693
1.9 TDI	74	06/03→09/10	➡	☒; 07/03→ 05/10; Scheibenbremse	2	24.3727-0173.2 580173	L= 1.693
2.0	85	09/02→10/10	➡	☒; 01/03→ 05/10; Scheibenbremse	2	24.3727-0173.2 580173	L= 1.693
VW - PASSAT (3A2, 35I) 02/88→12/97							
 Radbremszylinder							
1.6	74	10/94→08/96	➡			24.3220-0909.3 020210	Ø 20,64 ALU
1.8	55	08/90→08/96	➡	→ 10/93		24.3220-0909.3 020210	Ø 20,64 ALU
1.9 TD	55	03/91→08/96	➡	10/93→		24.3220-0909.3 020210	Ø 20,64 ALU
1.8	66	02/88→08/96	➡	04/88→ 10/93		24.3220-0909.3 020210	Ø 20,64 ALU
			➡	10/93→		24.3220-0909.3 020210	Ø 20,64 ALU
1.9 TDI	66	10/93→08/96	➡	06/95→; → 3A-S-300000		24.3220-0909.3 020210	Ø 20,64 ALU
Zubehörsatz, Bremsbacken							
1.6	74	10/94→08/96	➡			03.0137-9149.2 669149	
1.8	55	08/90→08/96	➡	10/93→		03.0137-9149.2 669149	
			➡	31-M-280001→; → 10/93		03.0137-9149.2 669149	
			➡	→ 31-M-280000		03.0137-9164.2 669164	
1.8	66	02/88→08/96	➡	10/93→		03.0137-9149.2 669149	
			➡	31-M-280001→; → 10/93		03.0137-9149.2 669149	
			➡	04/88→; → 31-M-280000		03.0137-9164.2 669164	
1.9 TD	55	03/91→08/96	➡	→ 10/93		03.0137-9149.2 669149	
			➡	10/93→		03.0137-9149.2 669149	
1.9 TDI	66	10/93→08/96	➡	→ 3A-S-300000		03.0137-9149.2 669149	
 Bremstrommel							
1.6	74	10/94→08/96	➡			24.0223-0012.1 480042	Ø 230,0 x 53,4 / 231,5 - RLG / - ABS Ring
1.8	55	08/90→08/96	➡	→ 10/93		24.0223-0012.1 480042	Ø 230,0 x 53,4 / 231,5 - RLG / - ABS Ring
1.9 TD	55	03/91→08/96	➡	10/93→		24.0223-0012.1 480042	Ø 230,0 x 53,4 / 231,5 - RLG / - ABS Ring
1.8	66	02/88→08/96	➡	04/88→ 10/93		24.0223-0012.1 480042	Ø 230,0 x 53,4 / 231,5 - RLG / - ABS Ring
			➡	10/93→		24.0223-0012.1 480042	Ø 230,0 x 53,4 / 231,5 - RLG / - ABS Ring
1.9 TDI	66	10/93→08/96	➡	→ 3A-S-300000		24.0223-0012.1 480042	Ø 230,0 x 53,4 / 231,5 - RLG / - ABS Ring
 Bremsbackensatz							
1.6	74	10/94→08/96	➡			03.0137-0264.2 650264	Ø 230 x 40 + HEB
						03.0520-6120.3 696120	VW Ø 230 x 40 Ø 20,64 + RZ / + Zub TopKit
1.8	55	08/90→08/96	➡	→ 31-M-280000		03.0137-0264.2 650264	Ø 230 x 40 + HEB
						03.0520-6120.3 696120	VW Ø 230 x 40 Ø 20,64 + RZ / + Zub TopKit
↓			➡	10/93→		03.0137-0264.2 650264	Ø 230 x 40 + HEB












	kw					! #		
VW - PASSAT (3A2, 35I) 02/88→12/97								
 Bremsbackensatz								
1.8	55	08/90→08/96	➔	10/93→			03.0520-6120.3 696120	VW Ø 230 x 40 Ø 20,64 + RZ / + Zub TopKit
			➔	31-M-280001→; → 10/93			03.0137-0264.2 650264 03.0520-6120.3 696120	Ø 230 x 40 + HEB VW Ø 230 x 40 Ø 20,64 + RZ / + Zub TopKit
1.8	66	02/88→08/96	➔	04/88→; → 31-M-280000			03.0137-0264.2 650264 03.0520-6120.3 696120	Ø 230 x 40 + HEB VW Ø 230 x 40 Ø 20,64 + RZ / + Zub TopKit
			➔	10/93→			03.0137-0264.2 650264 03.0520-6120.3 696120	Ø 230 x 40 + HEB VW Ø 230 x 40 Ø 20,64 + RZ / + Zub TopKit
			➔	31-M-280001→; → 10/93			03.0137-0264.2 650264 03.0520-6120.3 696120	Ø 230 x 40 + HEB VW Ø 230 x 40 Ø 20,64 + RZ / + Zub TopKit
1.9 TD	55	03/91→08/96	➔	→ 10/93			03.0137-0264.2 650264 03.0520-6120.3 696120	Ø 230 x 40 + HEB VW Ø 230 x 40 Ø 20,64 + RZ / + Zub TopKit
			➔	10/93→			03.0137-0264.2 650264 03.0520-6120.3 696120	Ø 230 x 40 + HEB VW Ø 230 x 40 Ø 20,64 + RZ / + Zub TopKit
1.9 TDI	66	10/93→08/96	➔	→ 3A-S-300000			03.0137-0264.2 650264 03.0520-6120.3 696120	Ø 230 x 40 + HEB VW Ø 230 x 40 Ø 20,64 + RZ / + Zub TopKit
 Seilzug, Feststellbremse								
1.6	74	10/94→08/96	➔	☒; Trommelbremse	2	24.3727-0153.2 580153		L= 1.624
1.8	55	08/90→08/96	➔	☒; → 10/93; Trommelbremse	2	24.3727-0125.2 580125		L= 1.628
1.9 TD	55	03/91→08/96	➔	☒; 10/93→; Trommelbremse	2	24.3727-0153.2 580153		L= 1.624
1.8	66	02/88→08/96	➔	☒; 04/88→ 10/93; Trommelbremse	2	24.3727-0125.2 580125		L= 1.628
			➔	☒; 10/93→; Trommelbremse	2	24.3727-0153.2 580153		L= 1.624
1.8 G60 Syncro	118	08/88→08/96	➔	☒; → 10/93; Scheibenbremse	2	24.3727-0167.2 580167		L= 1.718
1.9 TDI	66	10/93→08/96	➔	☒; 3A-T-000001→; Scheibenbremse	2	24.3727-0152.2 580152		L= 1.721
			➔	☒; → 3A-S-300000; Trommelbremse	2	24.3727-0153.2 580153		L= 1.624
1.9 TDI	81	03/96→08/96	➔	☒; Scheibenbremse	2	24.3727-0152.2 580152		L= 1.721
2.0	79	03/95→08/96						
2.0 16V	110	01/94→08/96						
2.0	85	02/90→08/96	➔	☒; 03/90→ 10/93; Scheibenbremse	2	24.3727-0126.2 580126		L= 1.749
			➔	☒; 10/93→; Scheibenbremse	2	24.3727-0152.2 580152		L= 1.721
2.0 Syncro	85	10/90→08/96	➔	☒; 01/94→; Scheibenbremse	2	24.3727-0167.2 580167		L= 1.718
			➔	☒; → 10/93; Scheibenbremse	2	24.3727-0167.2 580167		L= 1.718
2.8 VR6	128	06/91→08/96	➔	☒; → 10/93; Scheibenbremse	2	24.3727-0126.2 580126		L= 1.749
			➔	☒; 10/93→; Scheibenbremse	2	24.3727-0152.2 580152		L= 1.721
VW - PASSAT (3B2) 08/96→12/01								
 Seilzug, Feststellbremse								
1.6	74	10/96→11/00	➔	☐; Scheibenbremse		24.3727-0170.2 580170		L= 1.890
1.8 T	110	10/96→11/00						
1.9 TDI	81	10/96→11/00	➔	☐; Scheibenbremse		24.3727-0174.2 580174		L= 1.890
1.9 TDI	85	08/98→11/00						
2.3 VR5	110	10/96→11/00						
2.8 V6	142	08/96→11/00						
1.8	92	10/96→11/00	➔	☐; → 09/00; Scheibenbremse		24.3727-0170.2 580170		L= 1.890
1.9 TDI	66	10/96→11/00	➔	☐; → 09/00; Scheibenbremse		24.3727-0174.2 580174		L= 1.890
1.9 TDI	74	02/00→11/00	➔	☐; 10/00→; Scheibenbremse		24.3727-0170.2 580170		L= 1.890
2.0	88	04/00→11/00	➔	☐; 10/00→; Scheibenbremse		24.3727-0174.2 580174		L= 1.890
2.5 TDI	110	07/98→11/00	➔	☐; 08/98→; Scheibenbremse		24.3727-0170.2 580170		L= 1.890
			➔	☐; 08/98→; Scheibenbremse		24.3727-0174.2 580174		L= 1.890
VW - PASSAT (3B3) 10/00→12/05								
 Seilzug, Feststellbremse								
1.6	75	11/00→05/05	➔	☐; Scheibenbremse		24.3727-0170.2 580170		L= 1.890
1.8 T 20V	110	11/00→05/05						
1.9 TDI	74	11/00→05/05	➔	☐; Scheibenbremse		24.3727-0174.2 580174		L= 1.890
↓								











	kw			 	! #		
VW - PASSAT (3B3) 10/00→12/05							
 Seilzug, Feststellbremse							
1.9 TDI	96	11/00→05/05	➡	<input type="checkbox"/> ; Scheibenbremse		24.3727-0170.2 580170	L= 1.890
2.0	85	11/00→05/05	➡	<input type="checkbox"/> ; Scheibenbremse		24.3727-0174.2 580174	L= 1.890
2.0 TDI	100	12/03→05/05					
2.3 V5	125	11/00→05/05					
2.5 TDI	110	11/00→05/05					
2.5 TDI	120	05/03→05/05					
2.0	96	11/01→05/05	➡	<input type="checkbox"/> ; 05/02→; Scheibenbremse	24.3727-0170.2 580170	L= 1.890	
			➡	<input type="checkbox"/> ; 05/02→; Scheibenbremse	24.3727-0174.2 580174	L= 1.890	
VW - PASSAT Variant (3A5, 35I) 02/88→06/97							
 Radbremszylinder							
1.8	55	08/90→05/97	➡	→ 10/93		24.3220-0909.3 020210	Ø 20,64 ALU
1.9 TD	55	03/91→05/97	➡	10/93→ 12/96	24.3220-0909.3 020210	Ø 20,64 ALU	
			➡	04/88→ 10/93	24.3220-0909.3 020210	Ø 20,64 ALU	
1.8	66	02/88→05/97	➡	10/93→ 12/96	24.3220-0909.3 020210	Ø 20,64 ALU	
			➡	06/95→; → 3A-S-300000	24.3220-0909.3 020210	Ø 20,64 ALU	
1.9 TDI	66	10/93→05/97	➡	→ 3A-S-300000	24.3220-0909.3 020210	Ø 20,64 ALU	
Zubehörsatz, Bremsbacken							
1.8	55	08/90→05/97	➡	10/93→ 12/96	03.0137-9149.2 669149		
			➡	31-M-280001→; → 10/93	03.0137-9149.2 669149		
			➡	→ 31-M-280000	03.0137-9164.2 669164		
1.8	66	02/88→05/97	➡	10/93→ 12/96	03.0137-9149.2 669149		
			➡	31-M-280001→; → 10/93	03.0137-9149.2 669149		
			➡	04/88→; → 31-M-280000	03.0137-9164.2 669164		
1.9 TD	55	03/91→05/97	➡	→ 10/93	03.0137-9149.2 669149		
			➡	10/93→ 12/96	03.0137-9149.2 669149		
1.9 TDI	66	10/93→05/97	➡	→ 3A-S-300000	03.0137-9149.2 669149		
 Bremsstrommel							
1.8	55	08/90→05/97	➡	→ 10/93	24.0223-0012.1 480042	Ø 230,0 x 53,4 / 231,5 - RLG / - ABS Ring	
1.9 TD	55	03/91→05/97	➡	10/93→ 12/96	24.0223-0012.1 480042	Ø 230,0 x 53,4 / 231,5 - RLG / - ABS Ring	
			➡	04/88→ 10/93	24.0223-0012.1 480042	Ø 230,0 x 53,4 / 231,5 - RLG / - ABS Ring	
1.8	66	02/88→05/97	➡	10/93→ 12/96	24.0223-0012.1 480042	Ø 230,0 x 53,4 / 231,5 - RLG / - ABS Ring	
			➡	→ 3A-S-300000	24.0223-0012.1 480042	Ø 230,0 x 53,4 / 231,5 - RLG / - ABS Ring	
1.9 TDI	66	10/93→05/97	➡	→ 3A-S-300000	24.0223-0012.1 480042	Ø 230,0 x 53,4 / 231,5 - RLG / - ABS Ring	
 Bremsbackensatz							
1.8	55	08/90→05/97	➡	→ 31-M-280000	03.0137-0264.2 650264	Ø 230 x 40 + HEB	
			➡	10/93→ 12/96	03.0520-6120.3 696120	VW Ø 230 x 40 Ø 20,64 + RZ / + Zub TopKit	
			➡	31-M-280001→; → 10/93	03.0137-0264.2 650264	Ø 230 x 40 + HEB	
1.8	66	02/88→05/97	➡	04/88→; → 31-M-280000	03.0520-6120.3 696120	VW Ø 230 x 40 Ø 20,64 + RZ / + Zub TopKit	
			➡	10/93→ 12/96	03.0137-0264.2 650264	Ø 230 x 40 + HEB	
			➡	31-M-280001→; → 10/93	03.0520-6120.3 696120	VW Ø 230 x 40 Ø 20,64 + RZ / + Zub TopKit	
1.9 TD	55	03/91→05/97	➡	→ 10/93	03.0137-0264.2 650264	Ø 230 x 40 + HEB	
			➡	10/93→ 12/96	03.0520-6120.3 696120	VW Ø 230 x 40 Ø 20,64 + RZ / + Zub TopKit	
↓			➡	10/93→ 12/96	03.0137-0264.2 650264	Ø 230 x 40 + HEB	











	kw					! #		
VW - PASSAT Variant (3A5, 35I) 02/88→06/97								
 Bremsbackensatz								
1.9 TD	55	03/91→05/97	➡	10/93→12/96			03.0520-6120.3 696120	VW Ø 230 x 40 Ø 20,64 + RZ / + Zub TopKit
1.9 TDI	66	10/93→05/97	➡	→ 3A-S-300000			03.0137-0264.2 650264 03.0520-6120.3 696120	Ø 230 x 40 + HEB VW Ø 230 x 40 Ø 20,64 + RZ / + Zub TopKit
 Seilzug, Feststellbremse								
1.8	55	08/90→05/97	➡	☒; → 10/93; Trommelbremse	2	24.3727-0125.2 580125		L= 1.628
1.9 TD	55	03/91→05/97	➡	☒; 10/93→12/96; Trommelbremse	2	24.3727-0153.2 580153		L= 1.624
1.8	66	02/88→05/97	➡	☒; 04/88→10/93; Trommelbremse	2	24.3727-0125.2 580125		L= 1.628
			➡	☒; 10/93→12/96; Trommelbremse	2	24.3727-0153.2 580153		L= 1.624
1.8 G60 Syncro	118	08/88→05/97	➡	☒; → 10/93; Scheibenbremse	2	24.3727-0167.2 580167		L= 1.718
1.9 TDI	66	10/93→05/97	➡	☒; 3A-T-000001→; → 12/96; Scheibenbremse	2	24.3727-0152.2 580152		L= 1.721
			➡	☒; → 3A-S-300000; Trommelbremse	2	24.3727-0153.2 580153		L= 1.624
1.9 TDI	81	03/96→05/97	➡	☒; → 12/96; Scheibenbremse	2	24.3727-0152.2 580152		L= 1.721
2.0 16V	110	01/94→05/97	➡					
2.0	79	03/95→08/96	➡	☒; Scheibenbremse	2	24.3727-0152.2 580152		L= 1.721
2.0	85	02/90→05/97	➡	☒; 03/90→10/93; Scheibenbremse	2	24.3727-0126.2 580126		L= 1.749
			➡	☒; 10/93→12/96; Scheibenbremse	2	24.3727-0152.2 580152		L= 1.721
2.0 Syncro	85	10/90→05/97	➡	☒; → 10/93; Scheibenbremse	2	24.3727-0167.2 580167		L= 1.718
			➡	☒; 01/94→12/96; Scheibenbremse	2	24.3727-0167.2 580167		L= 1.718
2.8 VR6	128	06/91→05/97	➡	☒; → 10/93; Scheibenbremse	2	24.3727-0126.2 580126		L= 1.749
			➡	☒; 10/93→12/96; Scheibenbremse	2	24.3727-0152.2 580152		L= 1.721
2.9 VR6 Syncro	135	01/94→05/97	➡	☒; 10/94→12/96; Scheibenbremse	2	24.3727-0167.2 580167		L= 1.718
VW - PASSAT Variant (3B5) 05/97→12/01								
 Seilzug, Feststellbremse								
1.6	74	06/97→11/00	➡	☐; Scheibenbremse		24.3727-0170.2 580170		L= 1.890
1.8 T	110	05/97→11/00	➡					
1.9 TDI	81	06/97→11/00	➡	☐; Scheibenbremse		24.3727-0174.2 580174		L= 1.890
1.9 TDI	85	08/98→11/00	➡					
2.3 VR5	110	06/97→11/00	➡					
2.8 V6	142	06/97→11/00	➡					
1.8	92	06/97→11/00	➡	☐; → 09/00; Scheibenbremse		24.3727-0170.2 580170		L= 1.890
1.9 TDI	66	06/97→11/00	➡	☐; → 09/00; Scheibenbremse		24.3727-0174.2 580174		L= 1.890
1.9 TDI	74	02/00→11/00	➡	☐; 10/00→; Scheibenbremse		24.3727-0170.2 580170		L= 1.890
2.0	88	04/00→11/00	➡	☐; 10/00→; Scheibenbremse		24.3727-0174.2 580174		L= 1.890
2.5 TDI	110	07/98→11/00	➡	☐; 08/98→; Scheibenbremse		24.3727-0170.2 580170		L= 1.890
			➡	☐; 08/98→; Scheibenbremse		24.3727-0174.2 580174		L= 1.890
VW - PASSAT Variant (3B6) 09/00→08/05								
 Seilzug, Feststellbremse								
1.6	75	11/00→05/05	➡	☐; Scheibenbremse		24.3727-0170.2 580170		L= 1.890
1.8 T 20V	110	11/00→05/05	➡					
1.9 TDI	74	11/00→05/05	➡	☐; Scheibenbremse		24.3727-0174.2 580174		L= 1.890
1.9 TDI	96	11/00→05/05	➡					
2.0	85	11/00→05/05	➡					
2.0 TDI	100	12/03→05/05	➡					
2.3 VR5	125	11/00→05/05	➡					
2.5 TDI	110	11/00→05/05	➡					
2.5 TDI	120	05/03→05/05	➡					
2.0	96	11/01→05/05	➡	☐; 05/02→; Scheibenbremse		24.3727-0170.2 580170		L= 1.890
			➡	☐; 05/02→; Scheibenbremse		24.3727-0174.2 580174		L= 1.890
VW - POLO (6N1) 10/94→10/99								
 Radbremszylinder								
1.7 SDI	42	04/97→10/99	➡	05/97→		03.3217-2112.3 020027 24.3217-0908.3 020167		Ø 17,46 GG Ø 17,46 ALU
100 1.4 16V	74	04/96→10/99	➡			03.3217-2112.3 020027 24.3217-0908.3 020167		Ø 17,46 GG Ø 17,46 ALU
45 1.0	33	10/94→09/96	➡					
50 1.0	37	09/96→10/99	➡					
55 1.4	40	08/95→10/99	➡					
60 1.4	44	07/95→10/99	➡					
↓								













	kw			 	! #		
VW - POLO (6N1) 10/94→10/99							
 Radbremszylinder							
60 1.7 SDI 64 1.9 D 64 1.9 SDI 75 1.6 4motion 75 1.6	44 47 47 55 55	08/97→10/99 10/94→10/99 07/96→10/99 08/95→10/99 10/94→10/99	➡ ➡ ➡	 → 09/99		03.3217-2112.3 020027 24.3217-0908.3 020167 03.3217-2112.3 020027 24.3217-0908.3 020167	Ø 17,46 GG Ø 17,46 ALU Ø 17,46 GG Ø 17,46 ALU
Zubehörsatz, Bremsbacken							
1.7 SDI	42	04/97→10/99	➡ ➡ ➡	05/97→; → 6N-XY227489; - ABS 6N-XY227490→ 05/97→; → 6N-XY227489; + ABS		03.0137-9008.2 669008 03.0137-9168.2 669168 03.0137-9168.2 669168	 VW VW
100 1.4 16V 45 1.0 50 1.0 55 1.4 60 1.4 60 1.7 SDI 64 1.9 D 64 1.9 SDI 75 1.6 4motion 75 1.6	74 33 37 40 44 44 47 47 55	04/96→10/99 10/94→09/96 09/96→10/99 08/95→10/99 07/95→10/99 08/97→10/99 10/94→10/99 07/96→10/99 08/95→10/99 10/94→10/99	➡ ➡ ➡ ➡ ➡ ➡ ➡ ➡ ➡ ➡	→ 6N-XY227489; - ABS 6N-XY227490→ → 6N-XY227489; + ABS → 6N-XY227489; - ABS 6N-XY227490→; → 09/99 → 6N-XY227489; + ABS		03.0137-9008.2 669008 03.0137-9168.2 669168 03.0137-9168.2 669168 03.0137-9008.2 669008 03.0137-9168.2 669168 03.0137-9168.2 669168	 VW VW VW VW
 Bremstrommel							
1.7 SDI	42	04/97→10/99	➡ ➡ ➡ ➡ ➡	05/97→; → 6N-XY227489; - ABS 05/97→; → 6N-XY227489; + ABS 6N-XY227490→ 6N-XY420000 6N-XY420001→		24.0218-0007.1 480003 24.0218-0707.2 480211 24.0220-0018.1 480019 24.0220-0718.2 480209 24.0220-0018.1 480019 24.0220-0718.2 480209 24.0220-0032.1 480130	Ø 180,0 x 38,5 / 181 - RLG Ø 180,0 x 38,5 / 181 + RLG Ø 200,0 x 50 / 201 - RLG / - ABS Ring Ø 200,0 x 50 / 201 + RLG / - ABS Ring Ø 200,0 x 50 / 201 - RLG / - ABS Ring Ø 200,0 x 50 / 201 + RLG / - ABS Ring Ø 200,0 x 50,1 / 201,5
100 1.4 16V 45 1.0 50 1.0 55 1.4 60 1.4 60 1.7 SDI 64 1.9 D 64 1.9 SDI	74 33 37 40 44 44 47 47	04/96→10/99 10/94→09/96 09/96→10/99 08/95→10/99 07/95→10/99 08/97→10/99 10/94→10/99 07/96→10/99	➡ ➡ ➡ ➡ ➡ ➡ ➡ ➡	→ 6N-XY227489; - ABS 6N-XY227490→ 6N-XY420000 → 6N-XY227489; + ABS 6N-XY420001→		24.0218-0007.1 480003 24.0218-0707.2 480211 24.0220-0018.1 480019 24.0220-0718.2 480209 24.0220-0018.1 480019 24.0220-0718.2 480209 24.0220-0032.1 480130	Ø 180,0 x 38,5 / 181 - RLG Ø 180,0 x 38,5 / 181 + RLG Ø 200,0 x 50 / 201 - RLG / - ABS Ring Ø 200,0 x 50 / 201 + RLG / - ABS Ring Ø 200,0 x 50 / 201 - RLG / - ABS Ring Ø 200,0 x 50 / 201 + RLG / - ABS Ring Ø 200,0 x 50,1 / 201,5
75 1.6	55	10/94→10/99	➡ ➡ ➡	→ 6N-XY227489; - ABS 6N-XY227490→; → 09/99 → 6N-XY227489; + ABS		24.0218-0007.1 480003 24.0218-0707.2 480211 24.0220-0018.1 480019 24.0220-0718.2 480209 24.0220-0018.1 480019 24.0220-0718.2 480209	Ø 180,0 x 38,5 / 181 - RLG Ø 180,0 x 38,5 / 181 + RLG Ø 200,0 x 50 / 201 - RLG / - ABS Ring Ø 200,0 x 50 / 201 + RLG / - ABS Ring Ø 200,0 x 50 / 201 - RLG / - ABS Ring Ø 200,0 x 50 / 201 + RLG / - ABS Ring
75 1.6 4motion	55	08/95→10/99	➡ ➡ ➡	→ 6N-XY227489; - ABS 6N-XY227490→ → 6N-XY227489; + ABS		24.0218-0007.1 480003 24.0218-0707.2 480211 24.0220-0018.1 480019 24.0220-0718.2 480209 24.0220-0018.1 480019 24.0220-0718.2 480209	Ø 180,0 x 38,5 / 181 - RLG Ø 180,0 x 38,5 / 181 + RLG Ø 200,0 x 50 / 201 - RLG / - ABS Ring Ø 200,0 x 50 / 201 + RLG / - ABS Ring Ø 200,0 x 50 / 201 - RLG / - ABS Ring Ø 200,0 x 50 / 201 + RLG / - ABS Ring
↓							








	kw			 	! #			
VW - POLO (6N1) 10/94→10/99								
Bremsbackensatz								
1.7 SDI	42	04/97→10/99	➔	05/97→; → 6N-XY227489; - ABS	03.0137-0126.2 650126	03.0420-0617.3 680617	03.0520-3917.3 693917	Ø 180 x 31 + HEB VW Ø 180 x 31 Ø 17,46 + RZ / + Zub Kit VW Ø 180 x 31 Ø 17,46 + RZ / + Zub TopKit
			➔	6N-XY227490→	03.0137-0268.2 650268	03.0420-1517.3 681517	03.0520-1517.3 691517	VW Ø 200 x 40 + HEB VW Ø 200 x 40 Ø 17,46 + RZ / + Zub Kit VW Ø 200 x 40 Ø 17,46 + RZ / + Zub TopKit
			➔	05/97→; → 6N-XY227489; + ABS	03.0137-0268.2 650268	03.0420-1517.3 681517	03.0520-1517.3 691517	VW Ø 200 x 40 + HEB VW Ø 200 x 40 Ø 17,46 + RZ / + Zub Kit VW Ø 200 x 40 Ø 17,46 + RZ / + Zub TopKit
100 1.4 16V 45 1.0 50 1.0 55 1.4 60 1.4 60 1.7 SDI 64 1.9 D 64 1.9 SDI 75 1.6 4motion	74 33 37 40 44 44 47 47 55	04/96→10/99 10/94→09/96 09/96→10/99 08/95→10/99 07/95→10/99 08/97→10/99 10/94→10/99 07/96→10/99 08/95→10/99	➔	→ 6N-XY227489; - ABS	03.0137-0126.2 650126	03.0420-0617.3 680617	03.0520-3917.3 693917	Ø 180 x 31 + HEB VW Ø 180 x 31 Ø 17,46 + RZ / + Zub Kit VW Ø 180 x 31 Ø 17,46 + RZ / + Zub TopKit
			➔	6N-XY227490→	03.0137-0268.2 650268	03.0420-1517.3 681517	03.0520-1517.3 691517	VW Ø 200 x 40 + HEB VW Ø 200 x 40 Ø 17,46 + RZ / + Zub Kit VW Ø 200 x 40 Ø 17,46 + RZ / + Zub TopKit
			➔	→ 6N-XY227489; + ABS	03.0137-0268.2 650268	03.0420-1517.3 681517	03.0520-1517.3 691517	VW Ø 200 x 40 + HEB VW Ø 200 x 40 Ø 17,46 + RZ / + Zub Kit VW Ø 200 x 40 Ø 17,46 + RZ / + Zub TopKit
			➔	→ 6N-XY227489; - ABS	03.0137-0268.2 650268	03.0420-1517.3 681517	03.0520-1517.3 691517	VW Ø 200 x 40 + HEB VW Ø 200 x 40 Ø 17,46 + RZ / + Zub Kit VW Ø 200 x 40 Ø 17,46 + RZ / + Zub TopKit
			➔	→ 6N-XY227489; + ABS	03.0137-0268.2 650268	03.0420-1517.3 681517	03.0520-1517.3 691517	VW Ø 200 x 40 + HEB VW Ø 200 x 40 Ø 17,46 + RZ / + Zub Kit VW Ø 200 x 40 Ø 17,46 + RZ / + Zub TopKit
75 1.6	55	10/94→10/99	➔	→ 6N-XY227489; - ABS	03.0137-0126.2 650126	03.0420-0617.3 680617	03.0520-3917.3 693917	Ø 180 x 31 + HEB VW Ø 180 x 31 Ø 17,46 + RZ / + Zub Kit VW Ø 180 x 31 Ø 17,46 + RZ / + Zub TopKit
			➔	6N-XY227490→; → 09/99	03.0137-0268.2 650268	03.0420-1517.3 681517	03.0520-1517.3 691517	VW Ø 200 x 40 + HEB VW Ø 200 x 40 Ø 17,46 + RZ / + Zub Kit VW Ø 200 x 40 Ø 17,46 + RZ / + Zub TopKit
			➔	→ 6N-XY227489; + ABS	03.0137-0268.2 650268	03.0420-1517.3 681517	03.0520-1517.3 691517	VW Ø 200 x 40 + HEB VW Ø 200 x 40 Ø 17,46 + RZ / + Zub Kit VW Ø 200 x 40 Ø 17,46 + RZ / + Zub TopKit
Seilzug, Feststellbremse								
1.7 SDI	42	04/97→10/99	➔	⚠; 6N-V-045001→; - ABS; Trommelbremse	2 24.3727-0161.2 580161			L= 1.512
			➔	⚠; 05/97→; → 6N-V-045000; - ABS; Trommelbremse	2 24.3727-0161.2 580161			L= 1.512
			➔	⚠; 05/97→; → 6N-WW130000; + ABS; Trommelbremse	2 24.3727-0161.2 580161			L= 1.512
			➔	⚠; 6N-WW130001→; + ABS; Trommelbremse	2 24.3727-0162.2 580162			L= 1.514
100 1.4 16V	74	04/96→10/99	➔	⚠; 6N-V-045001→; - ABS; Trommelbremse	2 24.3727-0161.2 580161			L= 1.512
			➔	⚠; → 6N-WW130000; + ABS; Trommelbremse	2 24.3727-0161.2 580161			L= 1.512
			➔	⚠; → 6N-V-045000; - ABS; Trommelbremse	2 24.3727-0161.2 580161			L= 1.512
			➔	⚠; 6N-WW130001→; + ABS; Trommelbremse	2 24.3727-0162.2 580162			L= 1.514
			➔	⚠; 10/99→; Scheibenbremse	2 24.3727-0165.2 580165			L= 1.641
			➔	⚠; 6N-WW130001→; → 09/99; Scheibenbremse	2 24.3727-0165.2 580165			L= 1.641
120 1.6 16V GTI	88	09/98→10/99	➔	⚠; 10/99→; Scheibenbremse	2 24.3727-0165.2 580165			L= 1.641
			➔	⚠; 6N-WW130001→; → 09/99; Scheibenbremse	2 24.3727-0165.2 580165			L= 1.641
↓								










	kw			 	! #		
VW - POLO (6N1) 10/94→10/99							
 Seilzug, Feststellbremse							
45 1.0	33	10/94→09/96	➡	☒; Trommelbremse	2	24.3727-0161.2 580161	L= 1.512
50 1.0	37	09/96→10/99	➡	☒; → 6N-WW130000; + ABS;	2	24.3727-0161.2 580161	L= 1.512
55 1.4	40	08/95→10/99		Trommelbremse			
60 1.4	44	07/95→10/99	➡	☒; 6N-V-045001→; - ABS;	2	24.3727-0161.2 580161	L= 1.512
60 1.7 SDI	44	08/97→10/99		Trommelbremse			
64 1.9 D	47	10/94→10/99	➡	☒; → 6N-V-045000; - ABS;	2	24.3727-0161.2 580161	L= 1.512
64 1.9 SDI	47	07/96→10/99		Trommelbremse			
75 1.6 4motion	55	08/95→10/99	➡	☒; 6N-WW130001→; + ABS;	2	24.3727-0162.2 580162	L= 1.514
				Trommelbremse			
75 1.6	55	10/94→10/99	➡	☒; → 6N-WW130000; + ABS;	2	24.3727-0161.2 580161	L= 1.512
				Trommelbremse			
			➡	☒; 6N-V-045001→; → 09/99; - ABS;	2	24.3727-0161.2 580161	L= 1.512
				Trommelbremse			
			➡	☒; → 6N-V-045000; - ABS;	2	24.3727-0161.2 580161	L= 1.512
				Trommelbremse			
			➡	☒; 6N-WW130001→; → 09/99; + ABS;	2	24.3727-0162.2 580162	L= 1.514
				Trommelbremse			
VW - POLO (6N2) 10/99→10/01							
 Radbremszylinder							
1.0	37	10/99→09/01	➡			03.3217-2112.3 020027	Ø 17,46 GG
1.4	40	10/99→09/01				24.3217-0908.3 020167	Ø 17,46 ALU
1.4	44	10/99→09/01					
1.4 16V	74	10/99→09/01					
1.7 SDI	44	10/99→09/01					
1.9 D	47	10/99→09/01					
1.9 SDI	47	10/99→09/01					
1.4 16V	55	10/99→09/01	➡	+ ABS		03.3217-2112.3 020027	Ø 17,46 GG
1.4 TDI	55	10/99→09/01				24.3217-0908.3 020167	Ø 17,46 ALU
			➡	- ABS		24.3219-0909.3 020188	Ø 19,05 ALU
Zubehörsatz, Bremsbacken							
1.0	37	10/99→09/01	➡	→ 6N-XY227489; - ABS		03.0137-9008.2 669008	
1.4	40	10/99→09/01					
1.4	44	10/99→09/01	➡	6N-XY227490→		03.0137-9168.2 669168	VW
1.4 16V	74	10/99→09/01					
1.7 SDI	44	10/99→09/01	➡	→ 6N-XY227489; + ABS		03.0137-9168.2 669168	VW
1.9 D	47	10/99→09/01					
1.9 SDI	47	10/99→09/01					
1.4 16V	55	10/99→09/01	➡	- ABS		03.0137-9168.2 669168	VW
1.4 TDI	55	10/99→09/01					
 Bremstrommel							
1.0	37	10/99→09/01	➡	→ 6N-XY227489; - ABS		24.0218-0007.1 480003	Ø 180,0 x 38,5 / 181 - RLG
1.4	40	10/99→09/01				24.0218-0707.2 480211	Ø 180,0 x 38,5 / 181 + RLG
1.4	44	10/99→09/01					
1.4 16V	74	10/99→09/01	➡	6N-XY227490→ 6N-XY420000		24.0220-0018.1 480019	Ø 200,0 x 50 / 201 - RLG / - ABS Ring
1.7 SDI	44	10/99→09/01					
1.9 D	47	10/99→09/01				24.0220-0718.2 480209	Ø 200,0 x 50 / 201 + RLG / - ABS Ring
1.9 SDI	47	10/99→09/01					
			➡	→ 6N-XY227489; + ABS		24.0220-0018.1 480019	Ø 200,0 x 50 / 201 - RLG / - ABS Ring
						24.0220-0718.2 480209	Ø 200,0 x 50 / 201 + RLG / - ABS Ring
			➡	6N-XY420001→		24.0220-0032.1 480130	Ø 200,0 x 50,1 / 201,5
1.4 16V	55	10/99→09/01	➡	→ 6N-XY420000; - ABS		24.0220-0018.1 480019	Ø 200,0 x 50 / 201 - RLG / - ABS Ring
1.4 TDI	55	10/99→09/01				24.0220-0718.2 480209	Ø 200,0 x 50 / 201 + RLG / - ABS Ring
			➡	6N-XY420001→; - ABS		24.0220-0032.1 480130	Ø 200,0 x 50,1 / 201,5
 Bremsbackensatz							
1.0	37	10/99→09/01	➡	→ 6N-XY227489; - ABS		03.0137-0126.2 650126	Ø 180 x 31 + HEB
1.4	40	10/99→09/01				03.0420-0617.3 680617	VW Ø 180 x 31 Ø 17,46 + RZ / + Zub Kit
1.4	44	10/99→09/01					
1.4 16V	74	10/99→09/01				03.0520-3917.3 693917	VW Ø 180 x 31 Ø 17,46 + RZ / + Zub TopKit
1.7 SDI	44	10/99→09/01					
1.9 D	47	10/99→09/01					
1.9 SDI	47	10/99→09/01	➡	6N-XY227490→		03.0137-0268.2 650268	VW Ø 200 x 40 + HEB
						03.0420-1517.3 681517	VW Ø 200 x 40 Ø 17,46 + RZ / + Zub Kit










	kw			 	! #		
VW - POLO (6N2) 10/99→10/01							
 Bremsbackensatz							
1.0	37	10/99→09/01	➔	6N-XY227490→		03.0520-1517.3 691517	VW Ø 200 x 40 Ø 17,46 + RZ / + Zub TopKit
1.4	40	10/99→09/01					
1.4	44	10/99→09/01					
1.4 16V	74	10/99→09/01	➔	→ 6N-XY227489; + ABS		03.0137-0268.2 650268	VW Ø 200 x 40 + HEB
1.7 SDI	44	10/99→09/01				03.0420-1517.3 681517	VW Ø 200 x 40 Ø 17,46 + RZ / + Zub Kit
1.9 D	47	10/99→09/01					
1.9 SDI	47	10/99→09/01				03.0520-1517.3 691517	VW Ø 200 x 40 Ø 17,46 + RZ / + Zub TopKit
1.4 16V	55	10/99→09/01	➔	- ABS		03.0137-0268.2 650268	VW Ø 200 x 40 + HEB
						03.0420-4219.3 684219	VW Ø 200 x 40 Ø 19,05 + RZ / + Zub Kit
						03.0520-4219.3 694219	VW Ø 200 x 40 Ø 19,05 + RZ / + Zub TopKit
			➔			03.0420-1517.3 681517	VW Ø 200 x 40 Ø 17,46 + RZ / + Zub Kit
						03.0520-1517.3 691517	VW Ø 200 x 40 Ø 17,46 + RZ / + Zub TopKit
1.4 TDI	55	10/99→09/01	➔	- ABS		03.0137-0268.2 650268	VW Ø 200 x 40 + HEB
						03.0420-4219.3 684219	VW Ø 200 x 40 Ø 19,05 + RZ / + Zub Kit
						03.0520-4219.3 694219	VW Ø 200 x 40 Ø 19,05 + RZ / + Zub TopKit
			➔	+ ABS		03.0420-1517.3 681517	VW Ø 200 x 40 Ø 17,46 + RZ / + Zub Kit
						03.0520-1517.3 691517	VW Ø 200 x 40 Ø 17,46 + RZ / + Zub TopKit
 Seilzug, Feststellbremse							
1.0	37	10/99→09/01	➔	☒; → 6N-WW130000; + ABS; Trommelbremse	2	24.3727-0161.2 580161	L= 1.512
1.4	40	10/99→09/01					
1.4	44	10/99→09/01	➔	☒; 6N-V-045001→; - ABS; Trommelbremse	2	24.3727-0161.2 580161	L= 1.512
1.7 SDI	44	10/99→09/01					
1.9 D	47	10/99→09/01	➔	☒; → 6N-V-045000; - ABS; Trommelbremse	2	24.3727-0161.2 580161	L= 1.512
1.9 SDI	47	10/99→09/01	➔	☒; 6N-WW130001→; + ABS; Trommelbremse	2	24.3727-0162.2 580162	L= 1.514
1.4 16V	55	10/99→09/01	➔	☒; - ABS; Trommelbremse	2	24.3727-0161.2 580161	L= 1.512
1.4 TDI	55	10/99→09/01	➔	☒; + ABS; Scheibenbremse	2	24.3727-0165.2 580165	L= 1.641
1.4 16V	74	10/99→09/01	➔	☒; → 6N-WW130000; + ABS; Trommelbremse	2	24.3727-0161.2 580161	L= 1.512
			➔	☒; 6N-V-045001→; - ABS; Trommelbremse	2	24.3727-0161.2 580161	L= 1.512
			➔	☒; → 6N-V-045000; - ABS; Trommelbremse	2	24.3727-0161.2 580161	L= 1.512
			➔	☒; 6N-WW130001→; + ABS; Trommelbremse	2	24.3727-0162.2 580162	L= 1.514
			➔	☒; Scheibenbremse	2	24.3727-0165.2 580165	L= 1.641
1.6 16V GTI	92	10/99→09/01	➔	☒; Scheibenbremse	2	24.3727-0165.2 580165	L= 1.641
VW - POLO (6R1, 6C1) 03/09→							
 Radbremsszylinder							
1.0	44	01/14→	➔	+PR 1KM		24.3219-0909.3 020188	Ø 19,05 ALU
1.0	55	01/14→					
1.0 TSI	70	11/14→					
1.0 TSI	81	11/14→					
1.2	44	06/09→	➔	+PR 1KB		24.3217-0908.3 020167	Ø 17,46 ALU
1.2	51	06/09→					
1.2 TDI	55	10/09→	➔	+PR 1KM		24.3219-0909.3 020188	Ø 19,05 ALU
1.2 TSI	66	05/11→05/14					
1.2 TSI	77	11/09→					
1.2 TSI	81	01/14→					
1.2 TSI 16V	66	02/14→					
1.4 (6R1)	63	03/09→05/14					
1.4 BiFuel	60	03/10→01/11					
1.4 TDI	55	03/14→					
1.4 TDI	66	02/14→					
1.4 TDI	77	05/14→					
1.4 TSI	103	10/12→					
1.4 TSI	110	05/14→					
1.6	66	07/14→					
1.6	81	07/14→					
1.6 BiFuel	60	01/11→					
1.6 TDI	55	06/09→					
↓							














	kW			 	! #		
VW - POLO (6R1, 6C1) 03/09→							
 Radbremszylinder							
1.6 TDI	66	06/09→	➔	+PR 1KB	24.3217-0908.3	020167	Ø 17,46 ALU
1.6 TDI	77	06/09→	➔	+PR 1KM	24.3219-0909.3	020188	Ø 19,05 ALU
Zubehörsatz, Bremsbacken							
1.0	44	01/14→	➔	+PR 1KM	03.0137-9168.2	669168	VW
1.0	55	01/14→					
1.0 TSI	70	11/14→					
1.0 TSI	81	11/14→					
1.2 TSI	81	01/14→					
1.4 TDI	55	03/14→					
1.4 TDI	66	02/14→					
1.4 TDI	77	05/14→					
1.4 TSI	110	05/14→					
1.6	66	07/14→					
1.6	81	07/14→					
1.2	44	06/09→	➔	+PR 1KB,1KM	03.0137-9168.2	669168	VW
1.2	51	06/09→					
1.2 TDI	55	10/09→					
1.2 TSI	66	05/11→05/14					
1.2 TSI	77	11/09→					
1.2 TSI 16V	66	02/14→					
1.4 (6R1)	63	03/09→05/14					
1.4 BiFuel	60	03/10→01/11					
1.4 TSI	103	10/12→					
1.6 BiFuel	60	01/11→					
1.6 TDI	55	06/09→					
1.6 TDI	66	06/09→					
1.6 TDI	77	06/09→					
 Bremstrommel							
1.0	44	01/14→	➔	+PR 1KM	24.0220-0037.1	480161	Ø 200,0 x 50,1 / 201,5
1.0	55	01/14→					
1.0 TSI	70	11/14→					
1.0 TSI	81	11/14→					
1.2 TSI	81	01/14→					
1.4 TDI	55	03/14→					
1.4 TDI	66	02/14→					
1.4 TDI	77	05/14→					
1.4 TSI	110	05/14→					
1.6	66	07/14→					
1.6	81	07/14→					
1.2	44	06/09→	➔	+PR 1KB,1KM	24.0220-0037.1	480161	Ø 200,0 x 50,1 / 201,5
1.2	51	06/09→					
1.2 TDI	55	10/09→					
1.2 TSI	66	05/11→05/14					
1.2 TSI	77	11/09→					
1.2 TSI 16V	66	02/14→					
1.4 (6R1)	63	03/09→05/14					
1.4 BiFuel	60	03/10→01/11					
1.4 TSI	103	10/12→					
1.6 BiFuel	60	01/11→					
1.6 TDI	55	06/09→					
1.6 TDI	66	06/09→					
1.6 TDI	77	06/09→					
 Bremsbackensatz							
1.0	44	01/14→	➔	+PR 1KM	03.0137-0268.2	650268	VW Ø 200 x 40 + HEB
1.0	55	01/14→			03.0520-8219.3	698219	VW Ø 200 x 40 Ø 19,05 + RZ / + Zub TopKit
1.0 TSI	70	11/14→					
1.0 TSI	81	11/14→					
1.4 TDI	55	03/14→					
1.4 TDI	66	02/14→					
1.4 TDI	77	05/14→					
1.4 TSI	110	05/14→					
1.2	44	06/09→	➔	+PR 1KB,1KM	03.0137-0268.2	650268	VW Ø 200 x 40 + HEB
1.2	51	06/09→	➔	+PR 1KB	03.0520-4817.3	694817	Ø 200 x 40 Ø 17,46 + RZ / + Zub TopKit
1.2 TDI	55	10/09→					
1.2 TSI	66	05/11→05/14	➔	+PR 1KM	03.0520-8219.3	698219	VW Ø 200 x 40 Ø 19,05 + RZ / + Zub TopKit
1.2 TSI	77	11/09→					
1.2 TSI 16V	66	02/14→					
1.4 (6R1)	63	03/09→05/14					
1.4 BiFuel	60	03/10→01/11					
1.4 TSI	103	10/12→					
1.6 BiFuel	60	01/11→					
1.6 TDI	55	06/09→					
1.6 TDI	66	06/09→					
1.6 TDI	77	06/09→					
1.2 TSI	81	01/14→	➔	+PR 1KM	03.0137-0268.2	650268	VW Ø 200 x 40 + HEB
1.6	66	07/14→			03.0520-8219.3	698219	VW Ø 200 x 40 Ø 19,05 + RZ / + Zub TopKit
1.6	81	07/14→					
↓							













	kw			 	! #		
VW - POLO (6R1, 6C1) 03/09→							
 Bremsbackensatz							
1.2 TSI 1.6 1.6	81 66 81	01/14→ 07/14→ 07/14→	➔	+PR 1KB		03.0520-4817.3 694817	Ø 200 x 40 Ø 17,46 + RZ / + Zub TopKit
 Seilzug, Feststellbremse							
1.0 1.0 1.0 TSI 1.0 TSI 1.2 1.2 1.2 TDI 1.2 TSI 1.2 TSI 1.2 TSI 1.2 TSI 16V 1.4 (6R1) 1.4 BiFuel 1.4 TDI 1.4 TDI 1.4 TDI 1.4 TSI 1.4 TSI 1.6 1.6 1.6 BiFuel 1.6 TDI 1.6 TDI 1.6 TDI	44 55 70 81 44 51 55 66 77 81 66 63 60 55 66 77 103 110 66 81 60 55 66 77 103 110 66 81 60 55 66 77	01/14→ 01/14→ 11/14→ 11/14→ 06/09→ 06/09→ 10/09→ 05/11→05/14 11/09→ 01/14→ 02/14→ 03/09→05/14 03/10→01/11 03/14→ 02/14→ 05/14→ 10/12→ 05/14→ 07/14→ 07/14→ 01/11→ 06/09→ 06/09→ 06/09→	➔	⬇; +PR 1KM; Trommelbremse ⬇; +PR 1KK,1KT,1KV,2EJ; Scheibenbremse	2 2	24.3727-3402.2 583402 24.3727-3403.2 583403	L= 1.588 L= 1.642
1.4 GTI 1.8 GTI 2.0 R WRC	132 141 162	05/10→ 11/14→ 08/13→	➔	⬇; +PR 1KK,1KT,1KV,2EJ; Scheibenbremse	2	24.3727-3403.2 583403	L= 1.642
VW - POLO (9N_) 10/01→10/14							
 Radbremszylinder							
1.2 1.2 1.2 12V 1.2 12V 1.4 16V 1.4 16V 1.4 FSI 1.4 TDI 1.4 TDI 1.4 TDI 1.9 SDI	40 44 47 51 55 59 63 51 55 59 47	01/02→05/07 05/07→11/09 10/01→07/07 05/07→11/09 10/01→05/08 05/06→11/09 02/02→07/06 04/05→11/09 10/01→06/05 04/05→11/09 10/01→11/09	➔	+PR 1KB +PR 1KM; 9N-5-500 001→		24.3217-0908.3 020167 24.3219-0909.3 020188	Ø 17,46 ALU Ø 19,05 ALU
Zubehörsatz, Bremsbacken							
1.2 1.2 1.2 12V 1.2 12V 1.4 16V 1.4 16V 1.4 FSI 1.4 TDI 1.4 TDI 1.4 TDI 1.9 SDI	40 44 47 51 55 59 63 51 55 59 47	01/02→05/07 05/07→11/09 10/01→07/07 05/07→11/09 10/01→05/08 05/06→11/09 02/02→07/06 04/05→11/09 10/01→06/05 04/05→11/09 10/01→11/09	➔	+PR 1KB,1KM		03.0137-9168.2 669168	VW
 Bremstrommel							
1.2 1.2 1.2 12V 1.2 12V 1.4 16V 1.4 16V 1.4 FSI 1.4 TDI 1.4 TDI 1.4 TDI 1.9 SDI	40 44 47 51 55 59 63 51 55 59 47	01/02→05/07 05/07→11/09 10/01→07/07 05/07→11/09 10/01→05/08 05/06→11/09 02/02→07/06 04/05→11/09 10/01→06/05 04/05→11/09 10/01→11/09	➔	+PR 1KB,1KM		24.0220-0037.1 480161	Ø 200,0 x 50,1 / 201,5
 Bremsbackensatz							
1.2 1.4 FSI	40 63	01/02→05/07 02/02→07/06	➔	+PR 1KB,1KM		03.0137-0268.2 650268	VW Ø 200 x 40 + HEB
			➔	+PR 1KB		03.0420-1517.3 681517 03.0520-4817.3 694817	VW Ø 200 x 40 Ø 17,46 + RZ / + Zub Kit Ø 200 x 40 Ø 17,46 + RZ / + Zub TopKit
















	kw			 	! #		
VW - POLO (9N_) 10/01→10/14							
Bremsbackensatz							
1.2 1.4 FSI	40 63	01/02→05/07 02/02→07/06	➔	+PR 1KM		03.0520-8219.3 698219	VW Ø 200 x 40 Ø 19,05 + RZ / + Zub TopKit
1.2 1.2 12V 1.4 16V 1.4 TDI 1.4 TDI	44 51 59 51 59	05/07→11/09 05/07→11/09 05/06→11/09 04/05→11/09 04/05→11/09	➔	+PR 1KB,1KM		03.0137-0268.2 650268	VW Ø 200 x 40 + HEB
			➔	→ 05/09; +PR 1KB		03.0420-1517.3 681517	VW Ø 200 x 40 Ø 17,46 + RZ / + Zub Kit
			➔	+PR 1KB		03.0520-4817.3 694817	Ø 200 x 40 Ø 17,46 + RZ / + Zub TopKit
			➔	+PR 1KM		03.0520-8219.3 698219	VW Ø 200 x 40 Ø 19,05 + RZ / + Zub TopKit
1.2 12V 1.4 16V 1.4 TDI	47 55 55	10/01→07/07 10/01→05/08 10/01→06/05	➔	+PR 1KB,1KM		03.0137-0268.2 650268	VW Ø 200 x 40 + HEB
			➔	11/01→; +PR 1KB		03.0420-1517.3 681517	VW Ø 200 x 40 Ø 17,46 + RZ / + Zub Kit
			➔	+PR 1KB		03.0520-4817.3 694817	Ø 200 x 40 Ø 17,46 + RZ / + Zub TopKit
			➔	+PR 1KM		03.0520-8219.3 698219	VW Ø 200 x 40 Ø 19,05 + RZ / + Zub TopKit
1.9 SDI	47	10/01→11/09	➔	+PR 1KB,1KM		03.0137-0268.2 650268	VW Ø 200 x 40 + HEB
			➔	11/01→ 05/09; +PR 1KB		03.0420-1517.3 681517	VW Ø 200 x 40 Ø 17,46 + RZ / + Zub Kit
			➔	+PR 1KB		03.0520-4817.3 694817	Ø 200 x 40 Ø 17,46 + RZ / + Zub TopKit
			➔	+PR 1KM		03.0520-8219.3 698219	VW Ø 200 x 40 Ø 19,05 + RZ / + Zub TopKit
Seilzug, Feststellbremse							
1.2 1.4 FSI	40 63	01/02→05/07 02/02→07/06	➔	⏴; +PR 1JB,1KD,1KK,1KS / 1KT; für Fahrzeuge mit Schlechtwegeausfüh- rung; Scheibenbremse	2	24.3727-0176.2 580176	L= 1.640
			➔	⏴; +PR 1JC,1JL,1JP,1JS / 1KD,1KS,1KK,1KT / 1KV,2EJ; Scheibenbremse	2	24.3727-0197.2 580197	L= 1.645
			➔	⏴; +PR 1JB,1KD,1KK,1KS / 1KT; für Fahrzeuge mit Schlechtwegeausfüh- rung	2	24.3727-0198.2 580198	L= 1.645
			➔	⏴; für Fahrzeuge ohne Schlechtwegeaus- führung; Trommelbremse	2	24.3727-0199.2 580199	L= 1.580
			➔	⏴; +PR 1JB,1KB; für Fahrzeuge mit Schlechtwegeausfüh- rung; Trommelbremse	2	24.3727-2504.2 582504	L= 1.580
1.2 1.2 12V 1.4 16V 1.4 TDI 1.4 TDI 1.6 16V 1.8 GTI 1.9 TDI	44 51 59 51 59 77 110 96	05/07→11/09 05/07→11/09 05/06→11/09 04/05→11/09 04/05→11/09 05/06→11/09 09/05→11/09 11/03→11/09	➔	⏴; → 05/09; +PR 1JB,1KD,1KK,1KS / 1KT; für Fahrzeuge mit Schlechtwegeausfüh- rung; Scheibenbremse	2	24.3727-0176.2 580176	L= 1.640
			➔	⏴; → 05/09; +PR 1JC,1JL,1JP,1JS / 1KD,1KS,1KK,1KT / 1KV,2EJ; Scheibenbremse	2	24.3727-0197.2 580197	L= 1.645
			➔	⏴; → 05/09; +PR 1JB,1KD,1KK,1KS / 1KT; für Fahrzeuge mit Schlechtwegeausfüh- rung	2	24.3727-0198.2 580198	L= 1.645
			➔	⏴; → 05/09; für Fahrzeuge ohne Schlechtwegeaus- führung; Trommelbremse	2	24.3727-0199.2 580199	L= 1.580
			➔	⏴; → 05/09; +PR 1JB,1KB; für Fahrzeuge mit Schlechtwegeausfüh- rung; Trommelbremse	2	24.3727-2504.2 582504	L= 1.580
1.2 12V 1.4 16V 1.4 16V 1.4 TDI	47 55 74 55	10/01→07/07 10/01→05/08 10/01→05/08 10/01→06/05	➔	⏴; 11/01→; +PR 1JB,1KD,1KK,1KS / 1KT; für Fahrzeuge mit Schlechtwegeausfüh- rung; Scheibenbremse	2	24.3727-0176.2 580176	L= 1.640
			➔	⏴; 11/01→; +PR 1JC,1JL,1JP,1JS / 1KD,1KS,1KK,1KT / 1KV,2EJ; Scheibenbremse	2	24.3727-0197.2 580197	L= 1.645
			➔	⏴; 11/01→; +PR 1JB,1KD,1KK,1KS / 1KT; für Fahrzeuge mit Schlechtwegeausfüh- rung	2	24.3727-0198.2 580198	L= 1.645













	kw			 	! #		
VW - POLO (9N_) 10/01→10/14							
 Seilzug, Feststellbremse							
1.2 12V 1.4 16V 1.4 16V 1.4 TDI	47 55 74 55	10/01→07/07 10/01→05/08 10/01→05/08 10/01→06/05	➔	☒; 11/01→; für Fahrzeuge ohne Schlechtwegeausführung; Trommelbremse	2	24.3727-0199.2 580199	L= 1.580
			➔	☒; 11/01→; +PR 1JB,1KB; für Fahrzeuge mit Schlechtwegeausführung; Trommelbremse	2	24.3727-2504.2 582504	L= 1.580
1.8 GTI Cup Edition	132	05/06→11/09	➔	☒; 06/06→ 05/09; +PR 1JB,1KD,1KK,1KS / 1KT; für Fahrzeuge mit Schlechtwegeausführung; Scheibenbremse	2	24.3727-0176.2 580176	L= 1.640
			➔	☒; 06/06→ 05/09; +PR 1JC,1JL,1JP,1JS / 1KD,1KS,1KK,1KT / 1KV,2EJ; Scheibenbremse	2	24.3727-0197.2 580197	L= 1.645
			➔	☒; 06/06→ 05/09; +PR 1JB,1KD,1KK,1KS / 1KT; für Fahrzeuge mit Schlechtwegeausführung	2	24.3727-0198.2 580198	L= 1.645
			➔	☒; 06/06→ 05/09; für Fahrzeuge ohne Schlechtwegeausführung; Trommelbremse	2	24.3727-0199.2 580199	L= 1.580
			➔	☒; 06/06→ 05/09; +PR 1JB,1KB; für Fahrzeuge mit Schlechtwegeausführung; Trommelbremse	2	24.3727-2504.2 582504	L= 1.580
1.9 SDI 1.9 TDI	47 74	10/01→11/09 10/01→11/09	➔	☒; 11/01→ 05/09; +PR 1JB,1KD,1KK,1KS / 1KT; für Fahrzeuge mit Schlechtwegeausführung; Scheibenbremse	2	24.3727-0176.2 580176	L= 1.640
			➔	☒; 11/01→ 05/09; +PR 1JC,1JL,1JP,1JS / 1KD,1KS,1KK,1KT / 1KV,2EJ; Scheibenbremse	2	24.3727-0197.2 580197	L= 1.645
			➔	☒; 11/01→ 05/09; +PR 1JB,1KD,1KK,1KS / 1KT; für Fahrzeuge mit Schlechtwegeausführung	2	24.3727-0198.2 580198	L= 1.645
			➔	☒; 11/01→ 05/09; für Fahrzeuge ohne Schlechtwegeausführung; Trommelbremse	2	24.3727-0199.2 580199	L= 1.580
			➔	☒; 11/01→ 05/09; +PR 1JB,1KB; für Fahrzeuge mit Schlechtwegeausführung; Trommelbremse	2	24.3727-2504.2 582504	L= 1.580
VW - POLO (AW1, BZ1) 06/17→							
Zubehörsatz, Bremsbacken							
1.0 1.0 1.0 MPi 1.0 TGI 1.0 TSI 1.0 TSI 1.5 TSI 1.6 TDI 1.6 TDI 2.0 GTI	48 55 59 66 70 85 110 59 70 147	08/17→ 06/17→ 09/18→ 09/17→ 06/17→ 09/17→ 10/18→ 11/17→ 11/17→ 11/17→	➔	+PR 1KA		03.0137-9309.2 669309	AP
			➔	+PR 1KG		03.0137-9317.2 669317	
VW - POLO CLASSIC (6V2) 01/95→11/09							
 Radbremszylinder							
100 1.6 57 1.7 SDI 64 1.9 SDI 90 1.9 TDI	74 42 47 66	12/95→09/01 07/97→09/01 12/95→08/99 09/96→09/01	➔			24.3219-0909.3 020188	Ø 19,05 ALU
54 1.4 60 1.4 75 1.4 16V 75 1.6 75 1.6	40 44 55 55 55	01/98→08/99 12/95→09/01 10/99→09/01 11/95→09/97 11/95→09/01	➔	- ABS		03.3217-2112.3 020027 24.3217-0908.3 020167	Ø 17,46 GG Ø 17,46 ALU
			➔	+ ABS		24.3219-0909.3 020188	Ø 19,05 ALU
68 1.9 SDI	50	08/99→01/02	➔	→ 09/01		24.3219-0909.3 020188	Ø 19,05 ALU
90 1.8	66	01/97→09/01	➔	03/98→		24.3219-0909.3 020188	Ø 19,05 ALU
Zubehörsatz, Bremsbacken							
100 1.6 57 1.7 SDI 64 1.9 SDI 75 1.4 16V 90 1.9 TDI	74 42 47 55 66	12/95→09/01 07/97→09/01 12/95→08/99 10/99→09/01 09/96→09/01	➔			03.0137-9168.2 669168	VW
↓							













	kw			 	! #		
VW - POLO CLASSIC (6V2) 01/95→11/09							
Zubehörsatz, Bremsbacken							
54 1.4 75 1.6	40 55	01/98→08/99 11/95→09/97	➡	- ABS		03.0137-9008.2 669008	
			➡	+ ABS		03.0137-9168.2 669168	VW
60 1.4 75 1.6	44 55	12/95→09/01 11/95→09/01	➡	→ 09/99; - ABS		03.0137-9008.2 669008	
			➡	→ 09/99; + ABS		03.0137-9168.2 669168	VW
			➡	10/99→		03.0137-9168.2 669168	VW
68 1.9 SDI	50	08/99→01/02	➡	→ 09/01		03.0137-9168.2 669168	VW
90 1.8	66	01/97→09/01	➡	03/98→		03.0137-9168.2 669168	VW
 Bremstrommel							
100 1.6 57 1.7 SDI 90 1.9 TDI	74 42 66	12/95→09/01 07/97→09/01 09/96→09/01	➡	→ 09/99		24.0220-0018.1 480019	Ø 200,0 x 50 / 201 - RLG / - ABS Ring
			➡	10/99→		24.0220-0718.2 480209	Ø 200,0 x 50 / 201 + RLG / - ABS Ring
			➡	10/99→		24.0220-0032.1 480130	Ø 200,0 x 50,1 / 201,5
54 1.4 75 1.6	40 55	01/98→08/99 11/95→09/97	➡	- ABS		24.0218-0007.1 480003	Ø 180,0 x 38,5 / 181 - RLG
			➡	+ ABS		24.0218-0707.2 480211	Ø 180,0 x 38,5 / 181 + RLG
			➡			24.0220-0018.1 480019	Ø 200,0 x 50 / 201 - RLG / - ABS Ring
			➡			24.0220-0718.2 480209	Ø 200,0 x 50 / 201 + RLG / - ABS Ring
60 1.4 75 1.6	44 55	12/95→09/01 11/95→09/01	➡	→ 09/99; - ABS		24.0218-0007.1 480003	Ø 180,0 x 38,5 / 181 - RLG
			➡	→ 09/99; + ABS		24.0218-0707.2 480211	Ø 180,0 x 38,5 / 181 + RLG
			➡			24.0220-0018.1 480019	Ø 200,0 x 50 / 201 - RLG / - ABS Ring
			➡			24.0220-0718.2 480209	Ø 200,0 x 50 / 201 + RLG / - ABS Ring
			➡	10/99→		24.0220-0032.1 480130	Ø 200,0 x 50,1 / 201,5
64 1.9 SDI	47	12/95→08/99	➡			24.0220-0018.1 480019	Ø 200,0 x 50 / 201 - RLG / - ABS Ring
			➡			24.0220-0718.2 480209	Ø 200,0 x 50 / 201 + RLG / - ABS Ring
68 1.9 SDI	50	08/99→01/02	➡	→ 09/99		24.0220-0018.1 480019	Ø 200,0 x 50 / 201 - RLG / - ABS Ring
			➡			24.0220-0718.2 480209	Ø 200,0 x 50 / 201 + RLG / - ABS Ring
			➡	10/99→ 09/01		24.0220-0032.1 480130	Ø 200,0 x 50,1 / 201,5
75 1.4 16V	55	10/99→09/01	➡			24.0220-0032.1 480130	Ø 200,0 x 50,1 / 201,5
90 1.8	66	01/97→09/01	➡	03/98→ 09/99		24.0220-0018.1 480019	Ø 200,0 x 50 / 201 - RLG / - ABS Ring
			➡			24.0220-0718.2 480209	Ø 200,0 x 50 / 201 + RLG / - ABS Ring
			➡	10/99→		24.0220-0032.1 480130	Ø 200,0 x 50,1 / 201,5
 Bremsbackensatz							
100 1.6 57 1.7 SDI 64 1.9 SDI 75 1.4 16V 90 1.9 TDI	74 42 47 55 66	12/95→09/01 07/97→09/01 12/95→08/99 10/99→09/01 09/96→09/01	➡			03.0137-0268.2 650268	VW Ø 200 x 40 + HEB
			➡			03.0420-4219.3 684219	VW Ø 200 x 40 Ø 19,05 + RZ / + Zub Kit
			➡			03.0520-4219.3 694219	VW Ø 200 x 40 Ø 19,05 + RZ / + Zub TopKit
54 1.4 75 1.6	40 55	01/98→08/99 11/95→09/97	➡	- ABS		03.0137-0126.2 650126	Ø 180 x 31 + HEB
			➡			03.0420-0617.3 680617	VW Ø 180 x 31 Ø 17,46 + RZ / + Zub Kit
			➡			03.0520-3917.3 693917	VW Ø 180 x 31 Ø 17,46 + RZ / + Zub TopKit
			➡	+ ABS		03.0137-0268.2 650268	VW Ø 200 x 40 + HEB
			➡			03.0420-4219.3 684219	VW Ø 200 x 40 Ø 19,05 + RZ / + Zub Kit
			➡			03.0520-4219.3 694219	VW Ø 200 x 40 Ø 19,05 + RZ / + Zub TopKit
60 1.4 75 1.6	44 55	12/95→09/01 11/95→09/01	➡	→ 09/99; - ABS		03.0137-0126.2 650126	Ø 180 x 31 + HEB
			➡			03.0420-0617.3 680617	VW Ø 180 x 31 Ø 17,46 + RZ / + Zub Kit
			➡			03.0520-3917.3 693917	VW Ø 180 x 31 Ø 17,46 + RZ / + Zub TopKit
			➡	→ 09/99; + ABS		03.0137-0268.2 650268	VW Ø 200 x 40 + HEB
↓							









	kw					! #		
VW - POLO CLASSIC (6V2) 01/95→11/09								
 Bremsbackensatz								
60 1.4 75 1.6	44 55	12/95→09/01 11/95→09/01	➡	→ 09/99; + ABS			03.0420-4219.3 684219 03.0520-4219.3 694219	VW Ø 200 x 40 Ø 19,05 + RZ / + Zub Kit VW Ø 200 x 40 Ø 19,05 + RZ / + Zub TopKit
			➡	10/99→			03.0137-0268.2 650268 03.0420-4219.3 684219 03.0520-4219.3 694219	VW Ø 200 x 40 + HEB VW Ø 200 x 40 Ø 19,05 + RZ / + Zub Kit VW Ø 200 x 40 Ø 19,05 + RZ / + Zub TopKit
68 1.9 SDI	50	08/99→01/02	➡	→ 09/01			03.0137-0268.2 650268 03.0420-4219.3 684219 03.0520-4219.3 694219	VW Ø 200 x 40 + HEB VW Ø 200 x 40 Ø 19,05 + RZ / + Zub Kit VW Ø 200 x 40 Ø 19,05 + RZ / + Zub TopKit
90 1.8	66	01/97→09/01	➡	03/98→			03.0137-0268.2 650268	VW Ø 200 x 40 + HEB
			➡	03/98→; + MX			03.0420-4219.3 684219 03.0520-4219.3 694219	VW Ø 200 x 40 Ø 19,05 + RZ / + Zub Kit VW Ø 200 x 40 Ø 19,05 + RZ / + Zub TopKit
 Seilzug, Feststellbremse								
100 1.6 57 1.7 SDI 64 1.9 SDI 90 1.9 TDI	74 42 47 66	12/95→09/01 07/97→09/01 12/95→08/99 09/96→09/01	➡	⏴; → 6K-W-591018; Trommelbremse	2	24.3727-0161.2 580161	L= 1.512	
110 1.9 TDI	81	06/98→01/02	➡	⏴; 6K-W-591019→; Trommelbremse	2	24.3727-0162.2 580162	L= 1.514	
54 1.4 60 1.4 75 1.4 16V 75 1.6 75 1.6	40 44 55 55 55	01/98→08/99 12/95→09/01 10/99→09/01 11/95→09/97 11/95→09/01	➡	⏴; → 6K-W-591018; + ABS; Trommelbremse	2	24.3727-0161.2 580161	L= 1.512	
			➡	⏴; → 6K-V-013236; - ABS; Trommelbremse	2	24.3727-0161.2 580161	L= 1.512	
			➡	⏴; 6K-W-013237→; - ABS; Trommelbremse	2	24.3727-0161.2 580161	L= 1.512	
			➡	⏴; 6K-W-591019→; + ABS; Trommelbremse	2	24.3727-0162.2 580162	L= 1.514	
68 1.9 SDI	50	08/99→01/02	➡	⏴; → 6K-W-591018; Trommelbremse	2	24.3727-0161.2 580161	L= 1.512	
			➡	⏴; 6K-W-591019→; → 09/01; Trommelbremse	2	24.3727-0162.2 580162	L= 1.514	
90 1.8	66	01/97→09/01	➡	⏴; 03/98→; → 6K-W-591018; Trommelbremse	2	24.3727-0161.2 580161	L= 1.512	
			➡	⏴; 6K-W-591019→; Trommelbremse	2	24.3727-0162.2 580162	L= 1.514	
VW - POLO Stufenheck (9A4, 9A2, 9N2, 9A6) 09/02→								
 Radbremszylinder								
1.4	55	11/02→04/12	➡	+PR 1KB,1KM		24.3217-0908.3 020167	Ø 17,46 ALU	
			➡	+PR 1KM; 9N-5-500 001→		24.3219-0909.3 020188	Ø 19,05 ALU	
Zubehörsatz, Bremsbacken								
1.4	55	11/02→04/12	➡	+PR 1KB,1KM		03.0137-9168.2 669168	VW	
 Bremstrommel								
1.4	55	11/02→04/12	➡	+PR 1KB,1KM		24.0220-0037.1 480161	Ø 200,0 x 50,1 / 201,5	
 Bremsbackensatz								
1.4	55	11/02→04/12	➡	+PR 1KB,1KM		03.0137-0268.2 650268	VW Ø 200 x 40 + HEB	
			➡	→ 05/09; +PR 1KB		03.0420-1517.3 681517 03.0520-4817.3 694817	VW Ø 200 x 40 Ø 17,46 + RZ / + Zub Kit Ø 200 x 40 Ø 17,46 + RZ / + Zub TopKit	
			➡	+PR 1KM		03.0520-8219.3 698219	VW Ø 200 x 40 Ø 19,05 + RZ / + Zub TopKit	
 Seilzug, Feststellbremse								
1.4 1.4	55 74	11/02→04/12 11/03→	➡	⏴; → 05/09; +PR 1JB,1KD,1KK,1KS / 1KT; für Fahrzeuge mit Schlechtwegeausfüh- rung; Scheibenbremse	2	24.3727-0176.2 580176	L= 1.640	
↓								












	kw					! #		
VW - POLO Stufenheck (9A4, 9A2, 9N2, 9A6) 09/02→								
 Seilzug, Feststellbremse								
1.4 1.4	55 74	11/02→04/12 11/03→	➔	⬇️; → 05/09; +PR 1JC,1JL,1JP,1JS / 1KD,1KS,1KK,1KT / 1KV,2EJ; Scheibenbremse	2	24.3727-0197.2	580197	L= 1.645
			➔	⬇️; → 05/09; +PR 1JB,1KD,1KK,1KS / 1KT; für Fahrzeuge mit Schlechtwegeausführung	2	24.3727-0198.2	580198	L= 1.645
			➔	⬇️; → 05/09; für Fahrzeuge ohne Schlechtwegeausführung; Trommelbremse	2	24.3727-0199.2	580199	L= 1.580
			➔	⬇️; → 05/09; +PR 1JB,1KB; für Fahrzeuge mit Schlechtwegeausführung; Trommelbremse	2	24.3727-2504.2	582504	L= 1.580
VW - POLO Van (6R) 03/09→								
 Radbremszylinder								
1.0 1.0 1.0 TSI	44 55 70	01/14→ 01/14→ 11/14→	➔	+PR 1KM		24.3219-0909.3	020188	Ø 19,05 ALU
1.2 TSI 1.4 TDI 1.4 TDI 1.4 TSI 1.6 TDi BlueMotion	81 55 66 110 66	01/14→ 03/14→ 02/14→ 05/14→ 06/09→05/14	➔	+PR 1KB		24.3217-0908.3	020167	Ø 17,46 ALU
			➔	+PR 1KM		24.3219-0909.3	020188	Ø 19,05 ALU
Zubehörsatz, Bremsbacken								
1.0 1.0 1.0 TSI 1.2 TSI 1.4 TDI 1.4 TDI 1.4 TSI 1.6 TDi BlueMotion	44 55 70 81 55 66 110 66	01/14→ 01/14→ 11/14→ 01/14→ 03/14→ 02/14→ 05/14→ 06/09→05/14	➔	+PR 1KM		03.0137-9168.2	669168	VW
			➔	+PR 1KB,1KM		03.0137-9168.2	669168	VW
 Bremsstrommel								
1.0 1.0 1.0 TSI 1.2 TSI 1.4 TDI 1.4 TDI 1.4 TSI 1.6 TDi BlueMotion	44 55 70 81 55 66 110 66	01/14→ 01/14→ 11/14→ 01/14→ 03/14→ 02/14→ 05/14→ 06/09→05/14	➔	+PR 1KM		24.0220-0037.1	480161	Ø 200,0 x 50,1 / 201,5
			➔	+PR 1KB,1KM		24.0220-0037.1	480161	Ø 200,0 x 50,1 / 201,5
 Bremsbackensatz								
1.0 1.0 1.0 TSI 1.4 TDI 1.4 TDI 1.4 TSI 1.2 TSI 1.6 TDi BlueMotion	44 55 70 55 66 110 81 66	01/14→ 01/14→ 11/14→ 03/14→ 02/14→ 05/14→ 01/14→ 06/09→05/14	➔	+PR 1KM		03.0137-0268.2	650268	VW Ø 200 x 40 + HEB
			➔	+PR 1KB		03.0520-8219.3	698219	VW Ø 200 x 40 Ø 19,05 + RZ / + Zub TopKit
			➔	+PR 1KB		03.0137-0268.2	650268	VW Ø 200 x 40 + HEB
			➔	+PR 1KB		03.0520-8219.3	698219	VW Ø 200 x 40 Ø 19,05 + RZ / + Zub TopKit
			➔	+PR 1KB		03.0520-4817.3	694817	Ø 200 x 40 Ø 17,46 + RZ / + Zub TopKit
			➔	+PR 1KB,1KM		03.0137-0268.2	650268	VW Ø 200 x 40 + HEB
			➔	+PR 1KB		03.0520-4817.3	694817	Ø 200 x 40 Ø 17,46 + RZ / + Zub TopKit
			➔	+PR 1KM		03.0520-8219.3	698219	VW Ø 200 x 40 Ø 19,05 + RZ / + Zub TopKit
 Seilzug, Feststellbremse								
1.0 1.0 1.0 TSI 1.2 TSI 1.4 TDI 1.4 TDI 1.4 TSI 1.6 TDi BlueMotion	44 55 70 81 55 66 110 66	01/14→ 01/14→ 11/14→ 01/14→ 03/14→ 02/14→ 05/14→ 06/09→05/14	➔	⬇️; +PR 1KM; Trommelbremse	2	24.3727-3402.2	583402	L= 1.588
			➔	⬇️; +PR 1KK,1KT,1KV,2EJ; Scheibenbremse	2	24.3727-3403.2	583403	L= 1.642












	kW					! #		
VW - POLO Van Kasten/Kombi (6V5) 05/96→09/01								
 Radbremsszylinder								
1.4 1.7 SDI	44 44	08/97→12/99 08/97→12/99	➔			24.3219-0909.3	020188	Ø 19,05 ALU
Zubehörsatz, Bremsbacken								
1.4 1.7 SDI	44 44	08/97→12/99 08/97→12/99	➔			03.0137-9168.2	669168	VW
 Bremstrommel								
1.4 1.7 SDI	44 44	08/97→12/99 08/97→12/99	➔	→ 09/99		24.0220-0018.1	480019	Ø 200,0 x 50 / 201 - RLG / - ABS Ring
						24.0220-0718.2	480209	Ø 200,0 x 50 / 201 + RLG / - ABS Ring
			➔	10/99→		24.0220-0032.1	480130	Ø 200,0 x 50,1 / 201,5
 Bremsbackensatz								
1.4 1.7 SDI	44 44	08/97→12/99 08/97→12/99	➔			03.0137-0268.2	650268	VW Ø 200 x 40 + HEB
						03.0420-4219.3	684219	VW Ø 200 x 40 Ø 19,05 + RZ / + Zub Kit
						03.0520-4219.3	694219	VW Ø 200 x 40 Ø 19,05 + RZ / + Zub TopKit
 Seilzug, Feststellbremse								
1.4 1.7 SDI	44 44	08/97→12/99 08/97→12/99	➔	⏴; → 6K-W-591018; Trommelbremse	2	24.3727-0161.2	580161	L= 1.512
				⏴; 6K-W-591019→; Trommelbremse	2	24.3727-0162.2	580162	L= 1.514
VW - POLO Van Kasten/Schrägheck (6N1) 09/94→12/99								
 Radbremsszylinder								
1.0	33	10/94→12/99	➔	→ 09/96		03.3217-2112.3	020027	Ø 17,46 GG
						24.3217-0908.3	020167	Ø 17,46 ALU
Zubehörsatz, Bremsbacken								
1.0	33	10/94→12/99	➔	→ 6N-XY227489; - ABS		03.0137-9008.2	669008	
				➔ 6N-XY227490→		03.0137-9168.2	669168	VW
				➔ 6N-XY227489; + ABS		03.0137-9168.2	669168	VW
 Bremstrommel								
1.0	33	10/94→12/99	➔	→ 6N-XY227489; - ABS		24.0218-0007.1	480003	Ø 180,0 x 38,5 / 181 - RLG
						24.0218-0707.2	480211	Ø 180,0 x 38,5 / 181 + RLG
				➔ 6N-XY227490→ 6N-XY420000		24.0220-0018.1	480019	Ø 200,0 x 50 / 201 - RLG / - ABS Ring
						24.0220-0718.2	480209	Ø 200,0 x 50 / 201 + RLG / - ABS Ring
				➔ 6N-XY227489; + ABS		24.0220-0018.1	480019	Ø 200,0 x 50 / 201 - RLG / - ABS Ring
		24.0220-0718.2	480209	Ø 200,0 x 50 / 201 + RLG / - ABS Ring				
			➔ 6N-XY420001→		24.0220-0032.1	480130	Ø 200,0 x 50,1 / 201,5	
 Bremsbackensatz								
1.0	33	10/94→12/99	➔	→ 6N-XY227489; - ABS		03.0137-0126.2	650126	Ø 180 x 31 + HEB
						03.0420-0617.3	680617	VW Ø 180 x 31 Ø 17,46 + RZ / + Zub Kit
						03.0520-3917.3	693917	VW Ø 180 x 31 Ø 17,46 + RZ / + Zub TopKit
				➔ 6N-XY227490→		03.0137-0268.2	650268	VW Ø 200 x 40 + HEB
						03.0420-1517.3	681517	VW Ø 200 x 40 Ø 17,46 + RZ / + Zub Kit
						03.0520-1517.3	691517	VW Ø 200 x 40 Ø 17,46 + RZ / + Zub TopKit
➔ 6N-XY227489; + ABS		03.0137-0268.2	650268	VW Ø 200 x 40 + HEB				
		03.0420-1517.3	681517	VW Ø 200 x 40 Ø 17,46 + RZ / + Zub Kit				
		03.0520-1517.3	691517	VW Ø 200 x 40 Ø 17,46 + RZ / + Zub TopKit				
 Seilzug, Feststellbremse								
1.0	33	10/94→12/99	➔	⏴; → 09/96; Trommelbremse	2	24.3727-0161.2	580161	L= 1.512













	kW			 	! #		
VW - POLO Variant (6V5) 04/97→09/01							
 Radbremszylinder							
1.4	40	12/98→09/01	➔			24.3219-0909.3 020188	Ø 19,05 ALU
1.4	44	05/97→09/01					
1.4 16V	55	10/99→09/01					
1.6	55	05/97→09/01					
1.6	74	05/97→09/01					
1.7 SDI	42	08/97→09/01					
1.8	66	05/97→09/01					
1.9 SDI	47	06/97→09/01					
1.9 SDI	50	08/99→09/01					
1.9 TDI	66	05/97→09/01					
Zubehörsatz, Bremsbacken							
1.4	40	12/98→09/01	➔			03.0137-9168.2 669168	VW
1.4	44	05/97→09/01					
1.4 16V	55	10/99→09/01					
1.6	55	05/97→09/01					
1.6	74	05/97→09/01					
1.7 SDI	42	08/97→09/01					
1.8	66	05/97→09/01					
1.9 SDI	47	06/97→09/01					
1.9 SDI	50	08/99→09/01					
1.9 TDI	66	05/97→09/01					
 Bremstrommel							
1.4	40	12/98→09/01	➔	→ 09/99		24.0220-0018.1 480019	Ø 200,0 x 50 / 201
1.4	44	05/97→09/01					- RLG / - ABS Ring
1.6	55	05/97→09/01				24.0220-0718.2 480209	Ø 200,0 x 50 / 201
1.6	74	05/97→09/01					+ RLG / - ABS Ring
1.7 SDI	42	08/97→09/01					
1.8	66	05/97→09/01	➔	10/99→		24.0220-0032.1 480130	Ø 200,0 x 50,1 / 201,5
1.9 SDI	47	06/97→09/01					
1.9 SDI	50	08/99→09/01					
1.9 TDI	66	05/97→09/01					
1.4 16V	55	10/99→09/01	➔			24.0220-0032.1 480130	Ø 200,0 x 50,1 / 201,5
 Bremsbackensatz							
1.4	40	12/98→09/01	➔			03.0137-0268.2 650268	VW Ø 200 x 40 + HEB
1.4	44	05/97→09/01				03.0420-4219.3 684219	VW Ø 200 x 40 Ø 19,05
1.4 16V	55	10/99→09/01					+ RZ / + Zub Kit
1.6	55	05/97→09/01				03.0520-4219.3 694219	VW Ø 200 x 40 Ø 19,05
1.6	74	05/97→09/01					+ RZ / + Zub TopKit
1.7 SDI	42	08/97→09/01					
1.8	66	05/97→09/01					
1.9 SDI	47	06/97→09/01					
1.9 SDI	50	08/99→09/01					
1.9 TDI	66	05/97→09/01					
 Seilzug, Feststellbremse							
1.4	40	12/98→09/01	➔	⬇; → 6K-W-591018; Trommelbremse	2	24.3727-0161.2 580161	L= 1.512
1.4	44	05/97→09/01					
1.4 16V	55	10/99→09/01	➔	⬇; 6K-W-591019→; Trommelbremse	2	24.3727-0162.2 580162	L= 1.514
1.6	55	05/97→09/01					
1.6	74	05/97→09/01					
1.7 SDI	42	08/97→09/01					
1.8	66	05/97→09/01					
1.9 SDI	47	06/97→09/01					
1.9 SDI	50	08/99→09/01					
1.9 TDI	66	05/97→09/01					
1.9 TDI	81	06/98→09/01	➔	⬇; Scheibenbremse	2	24.3727-0165.2 580165	L= 1.641
VW - SCIROCCO (137, 138) 05/08→11/17							
 Seilzug, Feststellbremse							
1.4 TSI	90	08/08→11/17	➔	⬇; 09/08→; Scheibenbremse	2	24.3727-0195.2 580195	L= 1.447
1.4 TSI	92	11/13→11/17	➔	⬇; Scheibenbremse	2	24.3727-0195.2 580195	L= 1.447
1.4 TSI	110	07/15→11/17					
2.0 R	188	11/09→11/17					
2.0 R	195	11/09→11/17					
2.0 TDI	100	11/10→11/17					
2.0 TDI	110	11/13→11/17					
2.0 TDI	125	05/09→11/17					
2.0 TDI	130	01/13→11/17					
2.0 TDI	135	05/14→11/17					
2.0 TSI	132	11/13→11/17					
2.0 TSI	155	11/09→11/17					
2.0 TSI	162	11/13→11/17					
1.4 TSI	118	05/08→11/17	➔	⬇; 08/08→; Scheibenbremse	2	24.3727-0195.2 580195	L= 1.447
2.0 TSI	147	05/08→11/09					
2.0 R	206	05/14→11/17	➔	⬇; 08/14→; Scheibenbremse	2	24.3727-0195.2 580195	L= 1.447
↓							











	kw					! #		
VW - SCIROCCO (137, 138) 05/08→11/17								
 Seilzug, Feststellbremse								
2.0 TDI	103	08/08→11/17	➡	⬇️; 10/08→; Scheibenbremse	2	24.3727-0195.2	580195	L= 1.447
VW - SHARAN (7M8, 7M9, 7M6) 05/95→03/10								
 Seilzug, Feststellbremse								
1.8 T 20V	110	09/97→03/10	➡	⬇️; → 7M-1-070000; Scheibenbremse	2	24.3727-0163.2	580163	L= 1.293
			➡	⬇️; 7M-2-000001→; Scheibenbremse	2	24.3727-3404.2	583404	L= 1.320
1.9 TDI	66	09/95→03/10	➡	⬇️; Scheibenbremse	2	24.3727-0163.2	580163	L= 1.293
1.9 TDI	81	09/96→04/00						
1.9 TDI	96	11/02→03/10						
2.0	85	09/95→03/10						
2.0 16V	110	09/95→02/00						
2.0 LPG	85	04/06→03/10						
2.8 VR6	128	09/95→04/00						
2.8 VR6 Syncro	128	11/96→04/00						
1.9 TDI	85	04/00→03/10	➡	⬇️; 05/00→; Scheibenbremse	2	24.3727-0163.2	580163	L= 1.293
1.9 TDI 4motion	85	04/00→03/10	➡	⬇️; 05/00→; Scheibenbremse	2	24.3727-3404.2	583404	L= 1.320
2.0 TDI	103	11/05→03/10	➡	⬇️; Scheibenbremse	2	24.3727-0163.2	580163	L= 1.293
						24.3727-3404.2	583404	L= 1.320
2.8 V6 24V	150	04/00→03/10	➡	⬇️; Scheibenbremse	2	24.3727-3404.2	583404	L= 1.320
2.8 V6 24V 4motion	150	04/00→03/10						
VW - TARO 04/89→03/97								
 Radbremszylinder								
2.4 D	58	07/94→03/97	➡	→ 7A-RH010000		24.3222-1740.3	020566	Ø 22,2 GG
2.4 D	61	06/89→03/97						
 Bremsbackensatz								
2.4 D	58	07/94→03/97	➡	→ 7A-RH010000		03.0137-0226.2	650226	Ø 254 x 58
2.4 D	61	06/89→03/97						
VW - T-CROSS (C11_) 12/18→								
Zubehörsatz, Bremsbacken								
1.0 TSi	70	12/18→	➡	+PR 1KA		03.0137-9309.2	669309	AP
1.0 TSi	85	12/18→						
1.6 TDi	70	12/18→						
VW - TOUAREG (7LA, 7L6, 7L7) 10/02→01/13								
 Bremsbackensatz, Feststellbremse								
2.5 R5 TDI	120	08/03→05/10	➡	+PR 1KE; → 03/10		03.0137-0419.2	650419	Ø 185 x 30
2.5 R5 TDI	128	01/03→05/10						
3.0 TDI	155	04/06→05/10	➡	+PR 1KF;1KQ;2ED; → 03/10		03.0137-0451.2	650451	Ø 210 x 30
3.0 V6 TDI	165	11/04→05/10						
3.0 V6 TDI	176	11/07→05/10						
3.2 V6	162	10/02→11/06	➡	11/02→; +PR 1KE; → 12/05		03.0137-0419.2	650419	Ø 185 x 30
			➡	11/02→; +PR 1KF;1KQ;2ED; → 12/05		03.0137-0451.2	650451	Ø 210 x 30
3.2 V6	177	11/04→11/06	➡	+PR 1KE; → 12/05		03.0137-0419.2	650419	Ø 185 x 30
			➡	+PR 1KF;1KQ;2ED; → 12/05		03.0137-0451.2	650451	Ø 210 x 30
3.6 V6 FSI	206	10/05→05/10	➡	01/06→ 03/10; +PR 1KE		03.0137-0419.2	650419	Ø 185 x 30
			➡	01/06→ 03/10; +PR 1KF;1KQ;2ED		03.0137-0451.2	650451	Ø 210 x 30
4.2 V8	228	12/02→11/06	➡	+PR 1KE		03.0137-0419.2	650419	Ø 185 x 30
			➡	+PR 1KF;1KQ;2ED		03.0137-0451.2	650451	Ø 210 x 30
4.2 V8 FSI	257	06/06→05/10	➡	12/06→ 03/10; +PR 1KE		03.0137-0419.2	650419	Ø 185 x 30
			➡	12/06→ 03/10; +PR 1KF;1KQ;2ED		03.0137-0451.2	650451	Ø 210 x 30
5.0 R50 TDI	257	08/07→05/10	➡	01/08→ 03/10; +PR 1KE		03.0137-0419.2	650419	Ø 185 x 30
			➡	01/08→ 03/10; +PR 1KF;1KQ;2ED		03.0137-0451.2	650451	Ø 210 x 30
5.0 V10 TDI	230	10/02→05/10	➡	11/02→; +PR 1KE; → 03/10		03.0137-0419.2	650419	Ø 185 x 30
			➡	11/02→; +PR 1KF;1KQ;2ED; → 03/10		03.0137-0451.2	650451	Ø 210 x 30
6.0 W12	331	08/04→05/10	➡	+PR 1KE; → 11/06		03.0137-0419.2	650419	Ø 185 x 30
			➡	+PR 1KF;1KQ;2ED; → 11/06		03.0137-0451.2	650451	Ø 210 x 30
Zubehörsatz, Feststellbremsbacken								
2.5 R5 TDI	120	08/03→05/10		+PR 1KE; → 03/10		03.0137-9700.2	669700	
2.5 R5 TDI	128	01/03→05/10				03.0137-9702.2	669702	
3.0 TDI	155	04/06→05/10						
3.0 V6 TDI	165	11/04→05/10		+PR 1KF;1KQ;2ED; → 03/10		03.0137-9700.2	669700	
↓								











	kw			 	! #			
VW - TOUAREG (7LA, 7L6, 7L7) 10/02→01/13								
Zubehörsatz, Feststellbremsbacken								
3.0 V6 TDI	176	11/07→05/10		+PR 1KF;1KQ;2ED; → 03/10		03.0137-9702.2	669702	
			➔	+PR 1KF;1KQ;2ED; → 03/10		03.0137-9288.2	669288	
			➔	+PR 1KE; → 03/10		03.0137-9288.2	669288	
3.2 V6	162	10/02→11/06		11/02→; +PR 1KE; → 12/05		03.0137-9700.2	669700	
				11/02→; +PR 1KF;1KQ;2ED; → 12/05		03.0137-9702.2	669702	
			➔	11/02→; +PR 1KE; → 12/05		03.0137-9288.2	669288	
			➔	11/02→; +PR 1KF;1KQ;2ED; → 12/05		03.0137-9288.2	669288	
				+PR 1KF;1KQ;2ED; → 12/05		03.0137-9700.2	669700	
3.2 V6	177	11/04→11/06		+PR 1KE; → 12/05		03.0137-9700.2	669700	
				+PR 1KF;1KQ;2ED; → 12/05		03.0137-9702.2	669702	
			➔	+PR 1KE; → 12/05		03.0137-9288.2	669288	
			➔	+PR 1KF;1KQ;2ED; → 12/05		03.0137-9288.2	669288	
3.6 V6 FSI	206	10/05→05/10		01/06→ 03/10; +PR 1KE		03.0137-9700.2	669700	
				01/06→ 03/10; +PR 1KF;1KQ;2ED		03.0137-9702.2	669702	
			➔	01/06→ 03/10; +PR 1KF;1KQ;2ED		03.0137-9288.2	669288	
			➔	01/06→ 03/10; +PR 1KE		03.0137-9288.2	669288	
4.2 V8	228	12/02→11/06		+PR 1KF;1KQ;2ED		03.0137-9700.2	669700	
				+PR 1KE		03.0137-9700.2	669700	
			➔	+PR 1KF;1KQ;2ED		03.0137-9288.2	669288	
			➔	+PR 1KE		03.0137-9288.2	669288	
4.2 V8 FSI	257	06/06→05/10		12/06→ 03/10; +PR 1KE		03.0137-9700.2	669700	
				12/06→ 03/10; +PR 1KF;1KQ;2ED		03.0137-9702.2	669702	
			➔	12/06→ 03/10; +PR 1KF;1KQ;2ED		03.0137-9288.2	669288	
			➔	12/06→ 03/10; +PR 1KE		03.0137-9288.2	669288	
5.0 R50 TDI	257	08/07→05/10		01/08→ 03/10; +PR 1KE		03.0137-9700.2	669700	
				01/08→ 03/10; +PR 1KF;1KQ;2ED		03.0137-9702.2	669702	
			➔	01/08→ 03/10; +PR 1KE		03.0137-9288.2	669288	
			➔	01/08→ 03/10; +PR 1KF;1KQ;2ED		03.0137-9288.2	669288	
5.0 V10 TDI	230	10/02→05/10		11/02→; +PR 1KF;1KQ;2ED; → 03/10		03.0137-9700.2	669700	
				11/02→; +PR 1KE; → 03/10		03.0137-9702.2	669702	
			➔	11/02→; +PR 1KE; → 03/10		03.0137-9700.2	669700	
			➔	11/02→; +PR 1KF;1KQ;2ED; → 03/10		03.0137-9288.2	669288	
6.0 W12	331	08/04→05/10		+PR 1KF;1KQ;2ED; → 11/06		03.0137-9700.2	669700	
				+PR 1KE; → 11/06		03.0137-9702.2	669702	
			➔	+PR 1KE; → 11/06		03.0137-9700.2	669700	
			➔	+PR 1KF;1KQ;2ED; → 11/06		03.0137-9288.2	669288	
 Seilzug, Feststellbremse								
2.5 R5 TDI	120	08/03→05/10	←	↑; für Linkslenker; → 03/10; Scheibenbremse	1	24.3727-3400.2	583400	L= 1.890
2.5 R5 TDI	128	01/03→05/10						
3.0 TDI	155	04/06→05/10	➔	↓; → 03/10; Scheibenbremse	2	24.3727-3401.2	583401	L= 1.750
3.0 V6 TDI	165	11/04→05/10						
3.0 V6 TDI	176	11/07→05/10						
3.2 V6	162	10/02→11/06	←	↑; 11/02→; für Linkslenker; → 12/05; Scheibenbremse	1	24.3727-3400.2	583400	L= 1.890
↓								











	kw			 	! #		
VW - TOUAREG (7LA, 7L6, 7L7) 10/02→01/13							
 Seilzug, Feststellbremse							
3.2 V6	162	10/02→11/06	➡	⬇; 11/02→12/05; Scheibenbremse	2	24.3727-3401.2 583401	L= 1.750
3.2 V6	177	11/04→11/06	⬅	⬆; für Linkslenker; → 12/05; Scheibenbremse	1	24.3727-3400.2 583400	L= 1.890
			➡	⬇; → 12/05; Scheibenbremse	2	24.3727-3401.2 583401	L= 1.750
3.6 V6 FSI	206	10/05→05/10	⬅	⬆; 01/06→03/10; für Linkslenker; Scheibenbremse	1	24.3727-3400.2 583400	L= 1.890
			➡	⬇; 01/06→03/10; Scheibenbremse	2	24.3727-3401.2 583401	L= 1.750
4.2 V8	228	12/02→11/06	⬅	⬆; für Linkslenker; Scheibenbremse	1	24.3727-3400.2 583400	L= 1.890
			➡	⬇; Scheibenbremse	2	24.3727-3401.2 583401	L= 1.750
4.2 V8 FSI	257	06/06→05/10	⬅	⬆; 12/06→03/10; für Linkslenker; Scheibenbremse	1	24.3727-3400.2 583400	L= 1.890
			➡	⬇; 12/06→03/10; Scheibenbremse	2	24.3727-3401.2 583401	L= 1.750
5.0 R50 TDI	257	08/07→05/10	⬅	⬆; 01/08→03/10; für Linkslenker; Scheibenbremse	1	24.3727-3400.2 583400	L= 1.890
			➡	⬇; 01/08→03/10; Scheibenbremse	2	24.3727-3401.2 583401	L= 1.750
5.0 V10 TDI	230	10/02→05/10	⬅	⬆; 11/02→; für Linkslenker; → 03/10; Scheibenbremse	1	24.3727-3400.2 583400	L= 1.890
			➡	⬇; 11/02→03/10; Scheibenbremse	2	24.3727-3401.2 583401	L= 1.750
6.0 W12	331	08/04→05/10	⬅	⬆; für Linkslenker; → 11/06; Scheibenbremse	1	24.3727-3400.2 583400	L= 1.890
			➡	⬇; → 11/06; Scheibenbremse	2	24.3727-3401.2 583401	L= 1.750
VW - TOUAREG (7P5, 7P6) 01/10→03/18							
 Bremsbackensatz, Feststellbremse							
3.0 V6 TDI	150	01/10→03/18		04/10→		03.0137-3019.2 653019	Ø 210 x 30 - HEB
3.0 V6 TDI	176	01/10→03/18					
4.2 V8 TDI	250	01/10→03/18					
3.0 V6 TDI	165	06/10→03/18				03.0137-3019.2 653019	Ø 210 x 30 - HEB
3.0 V6 TDI	180	05/11→03/18					
3.0 V6 TDI	193	09/14→03/18					
3.0 V6 TSI Hybrid	245	04/10→03/18					
3.6 V6 FSI	206	04/10→03/18					
4.2 V8 FSI	265	01/11→03/18					
VW - TOURAN (1T1, 1T2) 02/03→05/10							
 Seilzug, Feststellbremse							
1.4 FSI	125	11/06→05/10	➡	⬇; → 1T-6-120000; Scheibenbremse	2	24.3727-0186.2 580186	L= 1.563
1.6	75	07/03→05/10				24.3727-3407.2 583407	L= 1.561
1.6 FSI	85	02/03→01/07					
1.9 TDI	66	11/04→05/10	➡	⬇; 1T-6-120001→	2	24.3727-0196.2 580196	L= 1.561
1.9 TDI	74	02/03→05/04					
1.9 TDI	77	08/03→05/10					
2.0 FSI	110	10/03→01/07					
2.0 TDI	103	12/05→05/10					
2.0 TDI 16V	103	08/03→05/10					
1.4 TSI	103	02/06→05/10	➡	⬇; 09/06→; → 1T-6-120000; Scheibenbremse	2	24.3727-0186.2 580186	L= 1.563
			➡	⬇; 1T-6-120001→	2	24.3727-0196.2 580196	L= 1.561
2.0 TDI	100	02/03→05/10	➡	⬇; 08/03→; → 1T-6-120000; Scheibenbremse	2	24.3727-0186.2 580186	L= 1.563
			➡	⬇; 1T-6-120001→	2	24.3727-0196.2 580196	L= 1.561
2.0 TDI	125	12/05→05/10	➡	⬇; 02/06→; → 1T-6-120000; Scheibenbremse	2	24.3727-0186.2 580186	L= 1.563
			➡	⬇; 1T-6-120001→	2	24.3727-0196.2 580196	L= 1.561
VW - TOURAN (1T3) 05/10→05/15							
 Seilzug, Feststellbremse							
1.2 TSI	77	05/10→05/15	➡	⬇; → 1T-6-120000; Scheibenbremse	2	24.3727-0186.2 580186	L= 1.563
1.4 TSI	103	05/10→05/15				24.3727-3407.2 583407	L= 1.561
1.4 TSI	125	05/10→05/15					
1.6 TDI	66	05/10→05/15	➡	⬇; 1T-6-120001→	2	24.3727-0196.2 580196	L= 1.561
1.6 TDI	77	05/10→05/15					
2.0 TDI	81	11/10→05/15					
2.0 TDI	103	05/10→05/15					
2.0 TDI	125	05/10→01/13					
2.0 TDI	130	01/13→05/15	➡	⬇	2	24.3727-0196.2 580196	L= 1.561












	kW			 	! #		
VW - TRANSPORTER T4 Bus (70B, 70C, 7DB, 7DK, 70J, 70K, 7DC, 7DJ) 09/90→08/04							
 Radbremszylinder							
1.9 TD	50	10/92→04/03	➔	→ 70-T-199999		24.3220-0910.3 020211	Ø 20,64 GG
2.0	62	09/90→04/03					
2.4 D	55	08/97→04/03					
2.4 D	57	09/90→04/98					
2.5	81	11/90→06/03					
2.5	85	08/96→04/03					
2.5 Syncro	81	11/92→04/03					
2.5 Syncro	85	07/96→04/03					
2.5 TDI	65	05/98→04/03					
2.5 TDI	75	09/95→04/03					
2.5 TDI	111	05/98→04/03					
2.5 TDI Syncro	75	01/96→04/03					
2.4 D Syncro	57	10/92→09/98	➔	11/92→; → 70-T-199999		24.3220-0910.3 020211	Ø 20,64 GG
Zubehörsatz, Bremsbacken							
1.9 TD	50	10/92→04/03	➔	→ 70-T-199999		03.0137-9156.2 669156	
2.0	62	09/90→04/03					
2.4 D	55	08/97→04/03					
2.4 D	57	09/90→04/98					
2.5	81	11/90→06/03					
2.5	85	08/96→04/03					
2.5 Syncro	81	11/92→04/03					
2.5 Syncro	85	07/96→04/03					
2.5 TDI	65	05/98→04/03					
2.5 TDI	75	09/95→04/03					
2.5 TDI	111	05/98→04/03					
2.5 TDI Syncro	75	01/96→04/03					
2.4 D Syncro	57	10/92→09/98	➔	11/92→; → 70-T-199999		03.0137-9156.2 669156	
 Bremstrommel							
1.9 TD	50	10/92→04/03	➔	→ 70-T-199999		24.0226-8001.1 480051	Ø 268,0 x 68,4 / 269,5
2.0	62	09/90→04/03					
2.4 D	55	08/97→04/03					
2.4 D	57	09/90→04/98					
2.5	81	11/90→06/03					
2.5	85	08/96→04/03					
2.5 Syncro	81	11/92→04/03					
2.5 Syncro	85	07/96→04/03					
2.5 TDI	65	05/98→04/03					
2.5 TDI	75	09/95→04/03					
2.5 TDI	111	05/98→04/03					
2.5 TDI Syncro	75	01/96→04/03					
2.4 D Syncro	57	10/92→09/98	➔	11/92→; → 70-T-199999		24.0226-8001.1 480051	Ø 268,0 x 68,4 / 269,5
 Bremsbackensatz							
1.9 TD	50	10/92→04/03	➔	→ 70-T-199999		03.0137-0256.2 650256	Ø 268 x 56 + HEB
2.0	62	09/90→04/03				03.0420-3420.3 683420	BDX Ø 268 x 56 Ø 20,64 + RZ / + Zub Kit
2.4 D	55	08/97→04/03					
2.4 D	57	09/90→04/98					
2.5	81	11/90→06/03					
2.5	85	08/96→04/03					
2.5 Syncro	81	11/92→04/03					
2.5 Syncro	85	07/96→04/03					
2.5 TDI	65	05/98→04/03					
2.5 TDI	75	09/95→04/03					
2.5 TDI	111	05/98→04/03					
2.5 TDI Syncro	75	01/96→04/03					
2.4 D Syncro	57	10/92→09/98	➔	11/92→; → 70-T-199999		03.0137-0256.2 650256 03.0420-3420.3 683420	Ø 268 x 56 + HEB BDX Ø 268 x 56 Ø 20,64 + RZ / + Zub Kit
 Seilzug, Feststellbremse							
1.9 TD	50	10/92→04/03	➔	☒; → 70-T-199999; Trommelbremse	2	24.3727-0131.2 580131	L= 844
2.0	62	09/90→04/03					
2.4 D	55	08/97→04/03	➔	☒; 70-T-200000→ 70-V-120000; Scheibenbremse	2	24.3727-0157.2 580157	L= 949
2.4 D	57	09/90→04/98					
2.5	81	11/90→06/03	➔	☒; 70-V-120001→ 70-W-039000; Scheibenbremse	2	24.3727-0177.2 580177	L= 953
2.5	85	08/96→04/03					
2.5 Syncro	81	11/92→04/03	➔	☒; 70-W-039001→	2	24.3727-0177.2 580177	L= 953
2.5 Syncro	85	07/96→04/03					
2.5 TDI	65	05/98→04/03					
2.5 TDI	75	09/95→04/03					
2.5 TDI	111	05/98→04/03					
2.5 TDI Syncro	75	01/96→04/03					
2.4 D Syncro	57	10/92→09/98	➔	☒; 11/92→; → 70-T-199999; Trommelbremse	2	24.3727-0131.2 580131	L= 844
			➔	☒; 70-T-200000→ 70-V-120000; Scheibenbremse	2	24.3727-0157.2 580157	L= 949
↓							














	kW					! #		
VW - TRANSPORTER T4 Bus (70B, 70C, 7DB, 7DK, 70J, 70K, 7DC, 7DJ) 09/90→08/04								
 Seilzug, Feststellbremse								
2.4 D Syncro	57	10/92→09/98	➡	⬇️; 70-V-120001→70-W-039000; Scheibenbremse	2	24.3727-0177.2	580177	L= 953
			➡	⬇️; 70-W-039001→	2	24.3727-0177.2	580177	L= 953
2.8 VR6	150	04/00→04/03	➡	⬇️; 70-T-200000→70-V-120000; Scheibenbremse	2	24.3727-0157.2	580157	L= 949
2.8 VR 6	103	11/95→04/00	➡	⬇️; 70-V-120001→70-W-039000; Scheibenbremse	2	24.3727-0177.2	580177	L= 953
			➡	⬇️; 70-W-039001→	2	24.3727-0177.2	580177	L= 953
VW - TRANSPORTER T4 Kasten (70A, 70H, 7DA, 7DH) 07/90→04/03								
 Radbremszylinder								
1.9 TD	50	10/92→04/03	➡	→ 70-T-199999		24.3220-0910.3	020211	Ø 20,64 GG
2.0	62	07/90→04/03						
2.4 D	55	08/97→04/03						
2.4 D	57	07/90→04/98						
2.5	81	11/90→04/03						
2.5	85	08/96→04/03						
2.5 Syncro	85	08/96→04/03						
2.5 TDI	65	12/98→04/03						
2.5 TDI	75	09/95→04/03						
2.5 TDI	111	09/00→04/03						
2.5 TDI Syncro	75	09/95→04/03						
2.4 D Syncro	57	10/92→09/98	➡	11/92→; → 70-T-199999		24.3220-0910.3	020211	Ø 20,64 GG
2.5 Syncro	81	10/92→04/03						
Zubehörsatz, Bremsbacken								
1.9 TD	50	10/92→04/03	➡	→ 70-T-199999		03.0137-9156.2	669156	
2.0	62	07/90→04/03						
2.4 D	55	08/97→04/03						
2.4 D	57	07/90→04/98						
2.5	81	11/90→04/03						
2.5	85	08/96→04/03						
2.5 Syncro	85	08/96→04/03						
2.5 TDI	65	12/98→04/03						
2.5 TDI	75	09/95→04/03						
2.5 TDI	111	09/00→04/03						
2.5 TDI Syncro	75	09/95→04/03						
2.4 D Syncro	57	10/92→09/98	➡	11/92→; → 70-T-199999		03.0137-9156.2	669156	
2.5 Syncro	81	10/92→04/03						
 Bremstrommel								
1.9 TD	50	10/92→04/03	➡	→ 70-T-199999		24.0226-8001.1	480051	Ø 268,0 x 68,4 / 269,5
2.0	62	07/90→04/03						
2.4 D	55	08/97→04/03						
2.4 D	57	07/90→04/98						
2.5	81	11/90→04/03						
2.5	85	08/96→04/03						
2.5 Syncro	85	08/96→04/03						
2.5 TDI	65	12/98→04/03						
2.5 TDI	75	09/95→04/03						
2.5 TDI	111	09/00→04/03						
2.5 TDI Syncro	75	09/95→04/03						
2.4 D Syncro	57	10/92→09/98	➡	11/92→; → 70-T-199999		24.0226-8001.1	480051	Ø 268,0 x 68,4 / 269,5
2.5 Syncro	81	10/92→04/03						
 Bremsbackensatz								
1.9 TD	50	10/92→04/03	➡	→ 70-T-199999		03.0137-0256.2	650256	Ø 268 x 56 + HEB
2.0	62	07/90→04/03				03.0420-3420.3	683420	BDX Ø 268 x 56 Ø 20,64 + RZ / + Zub Kit
2.4 D	55	08/97→04/03						
2.4 D	57	07/90→04/98						
2.5	81	11/90→04/03						
2.5	85	08/96→04/03						
2.5 Syncro	85	08/96→04/03						
2.5 TDI	65	12/98→04/03						
2.5 TDI	75	09/95→04/03						
2.5 TDI	111	09/00→04/03						
2.5 TDI Syncro	75	09/95→04/03						
2.4 D Syncro	57	10/92→09/98	➡	11/92→; → 70-T-199999		03.0137-0256.2	650256	Ø 268 x 56 + HEB
2.5 Syncro	81	10/92→04/03				03.0420-3420.3	683420	BDX Ø 268 x 56 Ø 20,64 + RZ / + Zub Kit
 Seilzug, Feststellbremse								
1.9 TD	50	10/92→04/03	➡	⬇️; → 70-T-199999; Trommelbremse	2	24.3727-0131.2	580131	L= 844
2.0	62	07/90→04/03						
2.4 D	55	08/97→04/03	➡	⬇️; 70-T-200000→70-V-120000; Scheibenbremse	2	24.3727-0157.2	580157	L= 949
2.4 D	57	07/90→04/98						
2.5	81	11/90→04/03						
↓								












	kW				! #		
VW - TRANSPORTER T4 Kasten (70A, 70H, 7DA, 7DH) 07/90→04/03							
 Seilzug, Feststellbremse							
2.5	85	08/96→04/03	➡	⚠; 70-V-120001→70-W-039000; Scheibenbremse	2	24.3727-0177.2 580177	L= 953
2.5 Syncro	85	08/96→04/03					
2.5 TDI	65	12/98→04/03					
2.5 TDI	75	09/95→04/03	➡	⚠; 70-W-039001→	2	24.3727-0177.2 580177	L= 953
2.5 TDI	111	09/00→04/03					
2.5 TDI Syncro	75	09/95→04/03					
2.4 D Syncro	57	10/92→09/98	➡	⚠; 11/92→; →70-T-199999; Trommelbremse	2	24.3727-0131.2 580131	L= 844
2.5 Syncro	81	10/92→04/03					
			➡	⚠; 70-T-200000→70-V-120000; Scheibenbremse	2	24.3727-0157.2 580157	L= 949
			➡	⚠; 70-V-120001→70-W-039000; Scheibenbremse	2	24.3727-0177.2 580177	L= 953
			➡	⚠; 70-W-039001→	2	24.3727-0177.2 580177	L= 953
2.8 VR6	103	05/96→05/00	➡	⚠; 70-T-200000→70-V-120000; Scheibenbremse	2	24.3727-0157.2 580157	L= 949
2.8 VR6	150	06/00→04/03					
			➡	⚠; 70-V-120001→70-W-039000; Scheibenbremse	2	24.3727-0177.2 580177	L= 953
			➡	⚠; 70-W-039001→	2	24.3727-0177.2 580177	L= 953
VW - TRANSPORTER T4 Pritsche/Fahrgestell (70E, 70L, 70M, 7DE, 7DL 07/90→04/03							
 Radbremszylinder							
1.9 TD	50	10/92→04/03	➡	→70-T-199999		24.3220-0910.3 020211	Ø 20,64 GG
2.0	62	07/90→04/03					
2.4 D	55	08/97→04/03					
2.4 D	57	09/90→04/98					
2.5	81	11/90→04/03					
2.5	85	08/96→04/03					
2.5 Syncro	85	08/96→04/03					
2.5 TDI	65	05/98→04/03					
2.5 TDI	75	09/95→04/03					
2.5 TDI Syncro	75	05/98→04/03					
2.4 D Syncro	57	10/92→09/98	➡	11/92→; →70-T-199999		24.3220-0910.3 020211	Ø 20,64 GG
2.5 Syncro	81	10/92→04/03					
Zubehörsatz, Bremsbacken							
1.9 TD	50	10/92→04/03	➡	→70-T-199999		03.0137-9156.2 669156	
2.0	62	07/90→04/03					
2.4 D	55	08/97→04/03					
2.4 D	57	09/90→04/98					
2.5	81	11/90→04/03					
2.5	85	08/96→04/03					
2.5 Syncro	85	08/96→04/03					
2.5 TDI	65	05/98→04/03					
2.5 TDI	75	09/95→04/03					
2.5 TDI Syncro	75	05/98→04/03					
2.4 D Syncro	57	10/92→09/98	➡	11/92→; →70-T-199999		03.0137-9156.2 669156	
2.5 Syncro	81	10/92→04/03					
 Bremsstrommel							
1.9 TD	50	10/92→04/03	➡	→70-T-199999		24.0226-8001.1 480051	Ø 268,0 x 68,4 / 269,5
2.0	62	07/90→04/03					
2.4 D	55	08/97→04/03					
2.4 D	57	09/90→04/98					
2.5	81	11/90→04/03					
2.5	85	08/96→04/03					
2.5 Syncro	85	08/96→04/03					
2.5 TDI	65	05/98→04/03					
2.5 TDI	75	09/95→04/03					
2.5 TDI Syncro	75	05/98→04/03					
2.4 D Syncro	57	10/92→09/98	➡	11/92→; →70-T-199999		24.0226-8001.1 480051	Ø 268,0 x 68,4 / 269,5
2.5 Syncro	81	10/92→04/03					
 Bremsbackensatz							
1.9 TD	50	10/92→04/03	➡	→70-T-199999		03.0137-0256.2 650256	Ø 268 x 56 + HEB
2.0	62	07/90→04/03				03.0420-3420.3 683420	BDX Ø 268 x 56 Ø 20,64 + RZ / + Zub Kit
2.4 D	55	08/97→04/03					
2.4 D	57	09/90→04/98					
2.5	81	11/90→04/03					
2.5	85	08/96→04/03					
2.5 Syncro	85	08/96→04/03					
2.5 TDI	65	05/98→04/03					
2.5 TDI	75	09/95→04/03					
2.5 TDI Syncro	75	05/98→04/03					
2.4 D Syncro	57	10/92→09/98	➡	11/92→; →70-T-199999		03.0137-0256.2 650256	Ø 268 x 56 + HEB
2.5 Syncro	81	10/92→04/03				03.0420-3420.3 683420	BDX Ø 268 x 56 Ø 20,64 + RZ / + Zub Kit
↓							








	kW					! #		
VW - TRANSPORTER T4 Pritsche/Fahrgestell (70E, 70L, 70M, 7DE, 7DL 07/90→04/03)								
 Seilzug, Feststellbremse								
1.9 TD	50	10/92→04/03	➡	⬇️; → 70-T-199999; Trommelbremse	2	24.3727-0131.2	580131	L= 844
2.0	62	07/90→04/03	➡	⬇️; 70-T-200000→ 70-V-120000;	2	24.3727-0157.2	580157	L= 949
2.4 D	55	08/97→04/03	➡	Scheibenbremse				
2.4 D	57	09/90→04/98	➡	⬇️; 70-V-120001→ 70-W-039000;	2	24.3727-0177.2	580177	L= 953
2.5	81	11/90→04/03	➡	Scheibenbremse				
2.5	85	08/96→04/03	➡	⬇️; 70-W-039001→	2	24.3727-0177.2	580177	L= 953
2.5 Syncro	85	08/96→04/03	➡					
2.5 TDI	65	05/98→04/03	➡					
2.5 TDI	75	09/95→04/03	➡					
2.5 TDI Syncro	75	05/98→04/03	➡					
2.4 D Syncro	57	10/92→09/98	➡	⬇️; 11/92→; → 70-T-199999;	2	24.3727-0131.2	580131	L= 844
2.5 Syncro	81	10/92→04/03	➡	Trommelbremse				
			➡	⬇️; 70-T-200000→ 70-V-120000;	2	24.3727-0157.2	580157	L= 949
			➡	Scheibenbremse				
			➡	⬇️; 70-V-120001→ 70-W-039000;	2	24.3727-0177.2	580177	L= 953
			➡	Scheibenbremse				
			➡	⬇️; 70-W-039001→	2	24.3727-0177.2	580177	L= 953
VW - TRANSPORTER T5 Bus (7HB, 7HJ, 7EB, 7EJ, 7EF, 7EG, 7HF, 7EC) 04/03→08/15								
 Bremsbackensatz, Feststellbremse								
1.9 TDI	62	01/06→11/09	➡			03.0137-0419.2	650419	Ø 185 x 30
1.9 TDI	63	04/03→11/09	➡					
1.9 TDI	75	06/06→11/09	➡					
1.9 TDI	77	04/03→11/09	➡					
2.0	85	11/03→08/15	➡					
2.0 BiTDI	132	09/09→08/15	➡					
2.0 BiTDI 4motion	132	09/09→08/15	➡					
2.0 TDI	62	09/09→08/15	➡					
2.0 TDI	75	09/09→08/15	➡					
2.0 TDI	100	05/10→08/15	➡					
2.0 TDI	103	09/09→08/15	➡					
2.0 TDI 4motion	100	05/10→08/15	➡					
2.0 TDI 4motion	103	09/09→08/15	➡					
2.5 Tdi	120	11/03→11/09	➡					
2.5 TDI	96	04/03→11/09	➡					
2.5 TDI	128	04/03→11/09	➡					
2.5 TDI 4motion	96	07/04→11/09	➡					
2.5 TDI 4motion	128	07/04→11/09	➡					
3.2 V6	173	02/04→11/09	➡					
3.2 V6 4motion	173	11/03→11/09	➡	07/04→		03.0137-0419.2	650419	Ø 185 x 30
Zubehörsatz, Feststellbremsbacken								
1.9 TDI	62	01/06→11/09	➡			03.0137-9700.2	669700	
1.9 TDI	63	04/03→11/09	➡					
1.9 TDI	75	06/06→11/09	➡			03.0137-9702.2	669702	
1.9 TDI	77	04/03→11/09	➡			03.0137-9288.2	669288	
2.0	85	11/03→08/15	➡					
2.0 BiTDI	132	09/09→08/15	➡					
2.0 BiTDI 4motion	132	09/09→08/15	➡					
2.0 TDI	62	09/09→08/15	➡					
2.0 TDI	75	09/09→08/15	➡					
2.0 TDI	100	05/10→08/15	➡					
2.0 TDI	103	09/09→08/15	➡					
2.0 TDI 4motion	100	05/10→08/15	➡					
2.0 TDI 4motion	103	09/09→08/15	➡					
2.5 Tdi	120	11/03→11/09	➡					
2.5 TDI	96	04/03→11/09	➡					
2.5 TDI	128	04/03→11/09	➡					
2.5 TDI 4motion	96	07/04→11/09	➡					
2.5 TDI 4motion	128	07/04→11/09	➡					
3.2 V6	173	02/04→11/09	➡					
3.2 V6 4motion	173	11/03→11/09	➡	07/04→		03.0137-9700.2	669700	
			➡			03.0137-9702.2	669702	
			➡	07/04→		03.0137-9288.2	669288	
 Seilzug, Feststellbremse								
1.9 TDI	62	01/06→11/09	➡	⬇️;	2	24.3727-0184.2	580184	L= 1.303
1.9 TDI	63	04/03→11/09	➡	+PR 0E1,0E2,0WL,0WN /				
1.9 TDI	75	06/06→11/09	➡	0WM,0WP,0WQ; Scheibenbremse				
1.9 TDI	77	04/03→11/09	➡					
2.0	85	11/03→08/15	➡					
2.0 BiTDI	132	09/09→08/15	➡					
2.0 TDI	62	09/09→08/15	➡					
2.0 TDI	75	09/09→08/15	➡					
2.0 TDI	100	05/10→08/15	➡					
2.0 TDI	103	09/09→08/15	➡					
2.5 Tdi	120	11/03→11/09	➡					
2.5 TDI	96	04/03→11/09	➡					
↓								

	kW					! #		
VW - TRANSPORTER T5 Bus (7HB, 7HJ, 7EB, 7EJ, 7EF, 7EG, 7HF, 7EC) 04/03→08/15								
 Seilzug, Feststellbremse								
2.5 TDI 3.2 V6	128 173	04/03→11/09 02/04→11/09	➔	⏴;	+PR 0E1,0E2,0WL,0WN / 0WM,0WP,0WQ; Scheibenbremse	2	24.3727-0184.2 580184	L= 1.303
2.0 BiTDI 4motion 2.0 TDI 4motion 2.0 TDI 4motion 2.5 TDI 4motion 2.5 TDI 4motion 3.2 V6 4motion	132 100 103 96 128 173	09/09→08/15 05/10→08/15 09/09→08/15 07/04→11/09 07/04→11/09 11/03→11/09	➔	⏴;	7H-A-200001→; Scheibenbremse; +PR G0C,G0K,G1C	2	24.3727-0184.2 580184	L= 1.303
2.0 TDI 2.0 TSI 2.0 TSI 2.0 TSI 4motion	84 110 150 150	05/11→08/15 07/12→08/15 05/11→08/15 07/11→08/15	➔	⏴;	Scheibenbremse; +PR G0C,G0K,G1C	2	24.3727-0184.2 580184	L= 1.303
VW - TRANSPORTER T5 Kasten (7HA, 7HH, 7EA, 7EH) 04/03→08/15								
 Bremsbackensatz, Feststellbremse								
1.9 TDI 1.9 TDI 1.9 TDI 1.9 TDI 2.0 2.0 BiTDI 2.0 BiTDI 4motion 2.0 TDI 2.0 TDI 2.0 TDI 2.0 TDI 2.0 TDI 4motion 2.0 TDI 4motion 2.5 TDI 2.5 TDI 2.5 TDI 4motion 2.5 TDI 4motion 3.2 V6 3.2 4motion	62 63 75 77 85 132 132 62 75 100 103 100 103 96 128 96 128 173 173	01/06→11/09 04/03→11/09 06/06→11/09 04/03→11/09 11/03→08/15 09/09→08/15 09/09→08/15 09/09→08/15 05/10→08/15 09/09→08/15 09/09→08/15 05/10→08/15 09/09→08/15 04/03→11/09 04/03→11/09 07/04→11/09 07/04→11/09 02/04→11/09 11/03→11/09	➔				03.0137-0419.2 650419	Ø 185 x 30
			➔	07/04→			03.0137-0419.2 650419	Ø 185 x 30
Zubehörsatz, Feststellbremsbacken								
1.9 TDI 1.9 TDI 1.9 TDI 1.9 TDI 2.0 2.0 BiTDI 2.0 BiTDI 4motion 2.0 TDI 2.0 TDI 2.0 TDI 2.0 TDI 2.0 TDI 4motion 2.0 TDI 4motion 2.5 TDI 2.5 TDI 2.5 TDI 4motion 2.5 TDI 4motion 3.2 V6 3.2 4motion	62 63 75 77 85 132 132 62 75 100 103 100 103 96 128 96 128 173 173	01/06→11/09 04/03→11/09 06/06→11/09 04/03→11/09 11/03→08/15 09/09→08/15 09/09→08/15 09/09→08/15 05/10→08/15 09/09→08/15 09/09→08/15 05/10→08/15 09/09→08/15 04/03→11/09 04/03→11/09 07/04→11/09 07/04→11/09 02/04→11/09 11/03→11/09	➔				03.0137-9700.2 669700 03.0137-9702.2 669702 03.0137-9288.2 669288	
			➔	07/04→			03.0137-9700.2 669700 03.0137-9702.2 669702	
			➔	07/04→			03.0137-9288.2 669288	
 Seilzug, Feststellbremse								
1.9 TDI 1.9 TDI 1.9 TDI 1.9 TDI 2.0 2.0 BiTDI 2.0 TDI 2.0 TDI 2.0 TDI 2.0 TDI 2.5 TDI 2.5 TDI 3.2 V6 2.0 BiTDI 4motion 2.0 TDI 4motion 2.0 TDI 4motion 2.5 TDI 4motion 2.5 TDI 4motion 3.2 4motion	62 63 75 77 85 132 62 75 100 103 96 128 173 132 100 103 96 128 173	01/06→11/09 04/03→11/09 06/06→11/09 04/03→11/09 11/03→08/15 09/09→08/15 09/09→08/15 09/09→08/15 05/10→08/15 09/09→08/15 04/03→11/09 04/03→11/09 02/04→11/09 09/09→08/15 05/10→08/15 09/09→08/15 07/04→11/09 07/04→11/09 11/03→11/09	➔	⏴;	+PR 0E1,0E2,0WL,0WN / 0WM,0WP,0WQ; Scheibenbremse	2	24.3727-0184.2 580184	L= 1.303
			➔	⏴;	7H-A-200001→; Scheibenbremse; +PR G0C,G0K,G1C	2	24.3727-0184.2 580184	L= 1.303
↓								

	kW			 	! #		
VW - TRANSPORTER T5 Kasten (7HA, 7HH, 7EA, 7EH) 04/03→08/15							
 Seilzug, Feststellbremse							
2.0 TDI	84	05/11→08/15	➔	⏴; Scheibenbremse; +PR G0C,G0K,G1C	2	24.3727-0184.2 580184	L= 1.303
2.0 TSI	110	07/12→08/15					
2.0 TSI	150	05/11→08/15					
2.0 TSI 4motion	150	07/11→08/15					
VW - TRANSPORTER T5 Pritsche/Fahrgestell (7JD, 7JE, 7JL, 7JY, 7JZ 04/03→08/15							
 Bremsbackensatz, Feststellbremse							
1.9 TDI	62	01/06→11/09		+PR 0WR,0E0,0E9		03.0137-0419.2 650419	Ø 185 x 30
1.9 TDI	63	04/03→11/09					
1.9 TDI	75	06/06→11/09					
1.9 TDI	77	04/03→11/09					
2.0	85	11/03→05/13					
2.0 BiTDI	132	09/09→08/15					
2.0 BiTDI 4motion	132	09/09→08/15					
2.0 TDI	62	09/09→08/15					
2.0 TDI	75	09/09→08/15					
2.0 TDI	100	05/10→08/15					
2.0 TDI	103	09/09→08/15					
2.0 TDI 4motion	100	05/10→08/15					
2.0 TDI 4motion	103	09/09→08/15					
2.5 TDI	96	04/03→11/09					
2.5 TDI	128	04/03→11/09					
2.5 TDI 4motion	96	07/04→11/09					
3.2 V6	173	08/03→05/06					
2.5 TDI 4motion	128	04/04→11/09		07/04→; +PR 0WR,0E0,0E9		03.0137-0419.2 650419	Ø 185 x 30
Zubehörsatz, Feststellbremsbacken							
1.9 TDI	62	01/06→11/09		+PR 0WR,0E0,0E9		03.0137-9288.2 669288	
1.9 TDI	63	04/03→11/09				03.0137-9700.2 669700	
1.9 TDI	75	06/06→11/09				03.0137-9702.2 669702	
1.9 TDI	77	04/03→11/09					
2.0	85	11/03→05/13					
2.0 BiTDI	132	09/09→08/15					
2.0 BiTDI 4motion	132	09/09→08/15					
2.0 TDI	62	09/09→08/15					
2.0 TDI	75	09/09→08/15					
2.0 TDI	100	05/10→08/15					
2.0 TDI	103	09/09→08/15					
2.0 TDI 4motion	100	05/10→08/15					
2.0 TDI 4motion	103	09/09→08/15					
2.5 TDI	96	04/03→11/09					
2.5 TDI	128	04/03→11/09					
2.5 TDI 4motion	96	07/04→11/09					
3.2 V6	173	08/03→05/06					
2.5 TDI 4motion	128	04/04→11/09		07/04→; +PR 0WR,0E0,0E9		03.0137-9288.2 669288 03.0137-9700.2 669700 03.0137-9702.2 669702	
 Seilzug, Feststellbremse							
1.9 TDI	62	01/06→11/09	➔	⏴; +PR 0E1,0E2,0WL,0WN / 0WM,0WP,0WQ	2	24.3727-0184.2 580184	L= 1.303
1.9 TDI	63	04/03→11/09					
1.9 TDI	75	06/06→11/09					
1.9 TDI	77	04/03→11/09					
2.0	85	11/03→05/13					
2.0 BiTDI	132	09/09→08/15					
2.0 TDI	62	09/09→08/15					
2.0 TDI	75	09/09→08/15					
2.0 TDI	100	05/10→08/15					
2.0 TDI	103	09/09→08/15					
2.5 TDI	96	04/03→11/09					
2.5 TDI	128	04/03→11/09					
3.2 V6	173	08/03→05/06					
2.0 TDI	84	05/11→08/15	➔	⏴	2	24.3727-0184.2 580184	L= 1.303
2.0 TSI	110	07/12→08/15					
VW - TRANSPORTER T6 Bus (SGB, SGG, SGJ, SGC, SGH) 04/15→							
 Seilzug, Feststellbremse							
2.0 TDI	62	04/15→	➔	⏴; +PR G0C,G0K,G1C; Scheibenbremse	2	24.3727-0184.2 580184	L= 1.303
2.0 TDI	75	04/15→					
2.0 TDI	84	05/16→					
2.0 TDI	103	04/15→					
2.0 TDI	110	04/15→					
2.0 TDI	132	04/15→					
2.0 TDI	146	11/18→					
2.0 TDI	150	06/15→					
2.0 TDI 4motion	103	06/15→					
2.0 TDI 4motion	110	08/15→					
2.0 TDI 4motion	132	06/15→					
2.0 TDI 4motion	146	08/18→					

	kW					! #		
VW - TRANSPORTER T6 Bus (SGB, SGG, SGJ, SGC, SGH) 04/15→								
 Seilzug, Feststellbremse								
2.0 TDI 4motion	150	06/15→	➔	⚠; +PR G0C,G0K,G1C;		2	24.3727-0184.2 580184	L= 1.303
2.0 TSI	110	04/15→		Scheibenbremse				
2.0 TSI	150	04/15→						
2.0 TSI 4motion	150	06/15→						
VW - TRANSPORTER T6 Kasten (SGA, SGH) 04/15→								
 Seilzug, Feststellbremse								
2.0 TDI	62	04/15→06/16	➔	⚠; +PR G0C,G0K,G1C;		2	24.3727-0184.2 580184	L= 1.303
2.0 TDI	75	04/15→		Scheibenbremse				
2.0 TDI	84	05/16→						
2.0 TDI	103	04/15→						
2.0 TDI	110	04/15→						
2.0 TDI	132	04/15→						
2.0 TDI	150	06/15→						
2.0 TDI 4motion	103	06/15→						
2.0 TDI 4motion	110	08/15→						
2.0 TDI 4motion	132	06/15→						
2.0 TDI 4motion	146	08/18→						
2.0 TDI 4motion	150	06/15→						
2.0 TSI	110	04/15→						
2.0 TSI	150	04/15→						
2.0 TSI 4motion	150	06/15→						
VW - TRANSPORTER T6 Pritsche/Fahrgestell (SFD, SFE, SFL, SFZ) 04/15→								
 Seilzug, Feststellbremse								
2.0 TDI	62	04/15→06/16	➔	⚠; +PR G0C,G0K,G1C;		2	24.3727-0184.2 580184	L= 1.303
2.0 TDI	75	04/15→		Scheibenbremse				
2.0 TDI	84	05/16→						
2.0 TDI	103	04/15→						
2.0 TDI	110	08/15→						
2.0 TDI	132	04/15→						
2.0 TDI	150	05/16→						
2.0 TDI 4motion	103	06/15→						
2.0 TDI 4motion	110	05/16→						
2.0 TDI 4motion	132	06/15→						
2.0 TDI 4motion	150	05/16→						
2.0 TSI	110	04/15→						
2.0 TSI	150	04/15→						
2.0 TSI 4motion	110	04/15→						
VW - UP (121, 122, BL1, BL2) 08/11→								
 Radbremszylinder								
1.0	44	08/11→	➔	12/11→			24.3217-0908.3 020167	Ø 17,46 ALU
1.0	55	08/11→						
1.0 EcoFuel	50	11/12→	➔				24.3217-0908.3 020167	Ø 17,46 ALU
1.0 GTI	85	11/17→						
1.0 TSI	66	05/16→						
e-Up	60	07/13→	➔				24.3217-0908.3 020167	Ø 17,46 ALU
			➔	09/13→			24.3219-0909.3 020188	Ø 19,05 ALU
Zubehörsatz, Bremsbacken								
1.0	44	08/11→	➔	06/12→			03.0137-9168.2 669168	VW
1.0	55	08/11→	➔	12/11→ 05/12			03.0137-9168.2 669168	VW
1.0 EcoFuel	50	11/12→	➔				03.0137-9168.2 669168	VW
1.0 GTI	85	11/17→						
1.0 TSI	66	05/16→						
e-Up	60	07/13→	➔	09/13→			03.0137-9168.2 669168	VW
 Bremsstrommel								
1.0	44	08/11→	➔	12/11→			24.0220-0032.1 480130	Ø 200,0 x 50,1 / 201,5
1.0	55	08/11→						
1.0 EcoFuel	50	11/12→	➔				24.0220-0032.1 480130	Ø 200,0 x 50,1 / 201,5
1.0 GTI	85	11/17→						
1.0 TSI	66	05/16→						
e-Up	60	07/13→	➔	09/13→			24.0220-0032.1 480130	Ø 200,0 x 50,1 / 201,5
 Bremsbackensatz								
1.0	44	08/11→	➔				03.0137-0268.2 650268	VW Ø 200 x 40 + HEB
1.0	55	08/11→	➔	12/11→			03.0520-4817.3 694817	Ø 200 x 40 Ø 17,46 + RZ / + Zub TopKit
1.0 EcoFuel	50	11/12→	➔				03.0137-0268.2 650268	VW Ø 200 x 40 + HEB
1.0 GTI	85	11/17→					03.0520-4817.3 694817	Ø 200 x 40 Ø 17,46 + RZ / + Zub TopKit
1.0 TSI	66	05/16→						
e-Up	60	07/13→	➔				03.0137-0268.2 650268	VW Ø 200 x 40 + HEB
↓								

	kw					! #		
VW - UP (121, 122, BL1, BL2) 08/11→								
 Bremsbackensatz								
e-Up	60	07/13→	➔	09/13→			03.0520-8219.3 698219	VW Ø 200 x 40 Ø 19,05 + RZ / + Zub TopKit
VW - VENTO (1H2) 11/91→09/98								
 Radbremszylinder								
1.4	40	11/91→09/98	➔				03.3217-2112.3 020027	Ø 17,46 GG
1.4	44	11/91→09/98					24.3217-0908.3 020167	Ø 17,46 ALU
1.9 D	48	11/91→09/98						
1.9 SDI	47	04/97→09/98						
1.6	55	09/92→09/98	➔	→ 1H-S-430000			03.3217-2112.3 020027	Ø 17,46 GG
							24.3217-0908.3 020167	Ø 17,46 ALU
			➔				03.3217-2112.3 020027	Ø 17,46 GG
							24.3217-0908.3 020167	Ø 17,46 ALU
			➔	1H-S-430001→			24.3219-0909.3 020188	Ø 19,05 ALU
1.6	74	10/94→09/98	➔				24.3219-0909.3 020188	Ø 19,05 ALU
1.8	55	11/91→09/98	➔	01/92→			03.3217-2112.3 020027	Ø 17,46 GG
							24.3217-0908.3 020167	Ø 17,46 ALU
							24.3219-0909.3 020188	Ø 19,05 ALU
1.8	66	11/91→09/98	➔	01/92→; → 1H-S-430000			03.3217-2112.3 020027	Ø 17,46 GG
							24.3217-0908.3 020167	Ø 17,46 ALU
			➔	1H-S-430001→			24.3219-0909.3 020188	Ø 19,05 ALU
1.9 TD	55	11/91→09/98	➔	→ 1H-S-430000			03.3217-2112.3 020027	Ø 17,46 GG
							24.3217-0908.3 020167	Ø 17,46 ALU
			➔	1H-S-430001→			24.3219-0909.3 020188	Ø 19,05 ALU
1.9 TDI	66	09/93→09/98	➔				24.3219-0909.3 020188	Ø 19,05 ALU
Zubehörsatz, Bremsbacken								
1.4	40	11/91→09/98	➔				03.0137-9168.2 669168	VW
1.4	44	11/91→09/98						
1.6	55	09/92→09/98						
1.9 D	48	11/91→09/98						
1.9 SDI	47	04/97→09/98						
1.9 TD	55	11/91→09/98						
1.8	55	11/91→09/98	➔	01/92→			03.0137-9168.2 669168	VW
1.8	66	11/91→09/98						
1.9 TDI	66	09/93→09/98	➔				03.0137-9168.2 669168	VW
 Bremstrommel								
1.4	40	11/91→09/98	➔				24.0220-0018.1 480019	Ø 200,0 x 50 / 201 - RLG / - ABS Ring
1.4	44	11/91→09/98					24.0220-0718.2 480209	Ø 200,0 x 50 / 201 + RLG / - ABS Ring
1.6	55	09/92→09/98						
1.9 D	48	11/91→09/98						
1.9 SDI	47	04/97→09/98						
1.9 TD	55	11/91→09/98						
1.8	55	11/91→09/98	➔	01/92→			24.0220-0018.1 480019	Ø 200,0 x 50 / 201 - RLG / - ABS Ring
1.8	66	11/91→09/98					24.0220-0718.2 480209	Ø 200,0 x 50 / 201 + RLG / - ABS Ring
			➔	01/92→				
1.9 TDI	66	09/93→09/98	➔				24.0220-0018.1 480019	Ø 200,0 x 50 / 201 - RLG / - ABS Ring
			➔				24.0220-0718.2 480209	Ø 200,0 x 50 / 201 + RLG / - ABS Ring
 Bremsbackensatz								
1.4	40	11/91→09/98	➔				03.0137-0268.2 650268	VW Ø 200 x 40 + HEB
1.4	44	11/91→09/98					03.0420-1517.3 681517	VW Ø 200 x 40 Ø 17,46 + RZ / + Zub Kit
1.9 D	48	11/91→09/98						
1.9 SDI	47	04/97→09/98					03.0520-1517.3 691517	VW Ø 200 x 40 Ø 17,46 + RZ / + Zub TopKit
1.6	55	09/92→09/98	➔				03.0137-0268.2 650268	VW Ø 200 x 40 + HEB
							03.0420-1517.3 681517	VW Ø 200 x 40 Ø 17,46 + RZ / + Zub Kit
							03.0520-1517.3 691517	VW Ø 200 x 40 Ø 17,46 + RZ / + Zub TopKit
			➔	→ 1H-S-430000			03.0420-1517.3 681517	VW Ø 200 x 40 Ø 17,46 + RZ / + Zub Kit
							03.0520-1517.3 691517	VW Ø 200 x 40 Ø 17,46 + RZ / + Zub TopKit
↓								

	kw			 	! #		
VW - VENTO (1H2) 11/91→09/98							
Bremsbackensatz							
1.6	55	09/92→09/98	➔	1H-S-430001→		03.0420-4219.3 684219 03.0520-4219.3 694219	VW Ø 200 x 40 Ø 19,05 + RZ / + Zub Kit VW Ø 200 x 40 Ø 19,05 + RZ / + Zub TopKit
1.6	74	10/94→09/98	➔			03.0420-4219.3 684219 03.0520-4219.3 694219	VW Ø 200 x 40 Ø 19,05 + RZ / + Zub Kit VW Ø 200 x 40 Ø 19,05 + RZ / + Zub TopKit
1.8	55	11/91→09/98	➔	01/92→		03.0137-0268.2 650268	VW Ø 200 x 40 + HEB
			➔	01/92→		03.0420-1517.3 681517 03.0420-4219.3 684219 03.0520-1517.3 691517 03.0520-4219.3 694219	VW Ø 200 x 40 Ø 17,46 + RZ / + Zub Kit VW Ø 200 x 40 Ø 19,05 + RZ / + Zub Kit VW Ø 200 x 40 Ø 17,46 + RZ / + Zub TopKit VW Ø 200 x 40 Ø 19,05 + RZ / + Zub TopKit
1.8	66	11/91→09/98	➔	01/92→		03.0137-0268.2 650268	VW Ø 200 x 40 + HEB
			➔	01/92→; → 1H-S-430000		03.0420-1517.3 681517 03.0520-1517.3 691517	VW Ø 200 x 40 Ø 17,46 + RZ / + Zub Kit VW Ø 200 x 40 Ø 17,46 + RZ / + Zub TopKit
			➔	1H-S-430001→		03.0420-4219.3 684219 03.0520-4219.3 694219	VW Ø 200 x 40 Ø 19,05 + RZ / + Zub Kit VW Ø 200 x 40 Ø 19,05 + RZ / + Zub TopKit
1.9 TD	55	11/91→09/98	➔			03.0137-0268.2 650268	VW Ø 200 x 40 + HEB
			➔	→ 1H-S-430000		03.0420-1517.3 681517 03.0520-1517.3 691517	VW Ø 200 x 40 Ø 17,46 + RZ / + Zub Kit VW Ø 200 x 40 Ø 17,46 + RZ / + Zub TopKit
			➔	1H-S-430001→		03.0420-4219.3 684219 03.0520-4219.3 694219	VW Ø 200 x 40 Ø 19,05 + RZ / + Zub Kit VW Ø 200 x 40 Ø 19,05 + RZ / + Zub TopKit
1.9 TDI	66	09/93→09/98	➔			03.0137-0268.2 650268 03.0420-1517.3 681517 03.0420-4219.3 684219 03.0520-1517.3 691517	VW Ø 200 x 40 + HEB VW Ø 200 x 40 Ø 17,46 + RZ / + Zub Kit VW Ø 200 x 40 Ø 19,05 + RZ / + Zub Kit VW Ø 200 x 40 Ø 17,46 + RZ / + Zub TopKit
			➔			03.0520-4219.3 694219	VW Ø 200 x 40 Ø 19,05 + RZ / + Zub TopKit
Seilzug, Feststellbremse							
1.4	40	11/91→09/98	➔	☒; → 1H-S-037527; Trommelbremse	2	24.3727-0135.2 580135	L= 1.500
1.4	44	11/91→09/98	➔	☒; 1H-S-037528→; Trommelbremse	2	24.3727-0160.2 580160	L= 1.498
1.6	55	09/92→09/98	➔	☒; 1H-S-037528→; Trommelbremse	2	24.3727-0160.2 580160	L= 1.498
1.9 D	48	11/91→09/98	➔	☒; 1H-S-037528→; Trommelbremse	2	24.3727-0160.2 580160	L= 1.498
1.9 TD	55	11/91→09/98	➔	☒; 1H-S-037528→; Trommelbremse	2	24.3727-0160.2 580160	L= 1.498
1.6	74	10/94→09/98	➔	☒; Scheibenbremse	2	24.3727-0156.2 580156	L= 1.616
1.9 TDI	81	04/96→09/98	➔	☒; Scheibenbremse	2	24.3727-0156.2 580156	L= 1.616
1.8	55	11/91→09/98	➔	☒; 01/92→; → 1H-S-037527; Trommelbremse	2	24.3727-0135.2 580135	L= 1.500
			➔	☒; 1H-S-037528→; Trommelbremse	2	24.3727-0160.2 580160	L= 1.498
1.8	66	11/91→09/98	➔	☒; 01/92→; → 1H-S-037527; Scheibenbremse	2	24.3727-0134.2 580134	L= 1.613
			➔	☒; 01/92→; → 1H-S-037527; Trommelbremse	2	24.3727-0135.2 580135	L= 1.500
			➔	☒; 1H-S-037528→; Scheibenbremse	2	24.3727-0156.2 580156	L= 1.616
			➔	☒; 1H-S-037528→; Trommelbremse	2	24.3727-0160.2 580160	L= 1.498
1.9 SDI	47	04/97→09/98	➔	☒; Trommelbremse	2	24.3727-0160.2 580160	L= 1.498
1.9 TDI	66	09/93→09/98	➔	☒; → 1H-S-037527; Scheibenbremse	2	24.3727-0134.2 580134	L= 1.613
			➔	☒; → 1H-S-037527; Trommelbremse	2	24.3727-0135.2 580135	L= 1.500
			➔	☒; 1H-S-037528→; Scheibenbremse	2	24.3727-0156.2 580156	L= 1.616
			➔	☒; 1H-S-037528→; Trommelbremse	2	24.3727-0160.2 580160	L= 1.498
↓							



kW



! #



VW - VENTO (1H2) 11/91→09/98

Seilzug, Feststellbremse

2.0	85	11/91→09/98	➔	⏴; → 1H-S-037527; Scheibenbremse	2	24.3727-0134.2	580134	L= 1.613
2.8 VR6	128	01/92→09/98	➔	⏴; 1H-S-037528→; Scheibenbremse	2	24.3727-0156.2	580156	L= 1.616



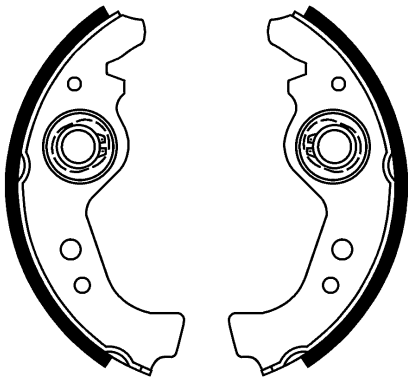
EN Illustrations drum brake shoes

2020

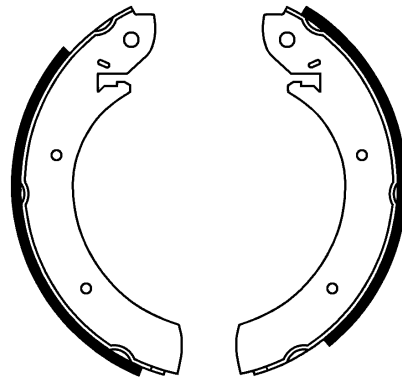
Abbildungen Trommelbremsbacken

Illustrations drum brake shoes

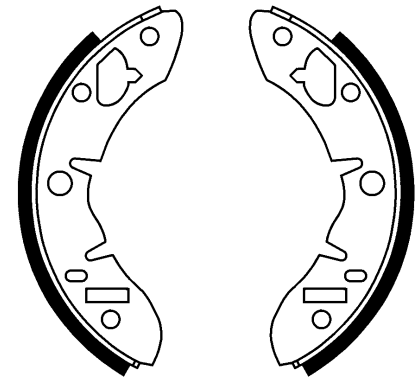
03.0137-0015.2 650015 03.0137-0036.2 650036 03.0137-0080.2 650080



185 x 31

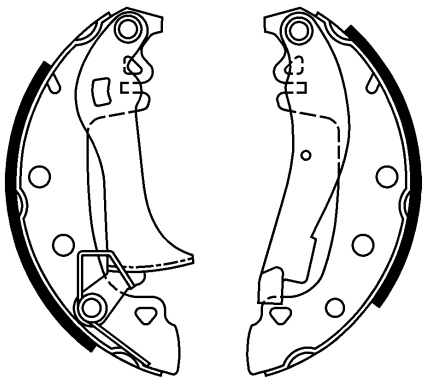


254 x 57

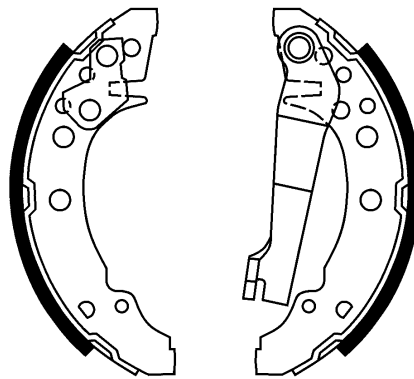


178 x 32

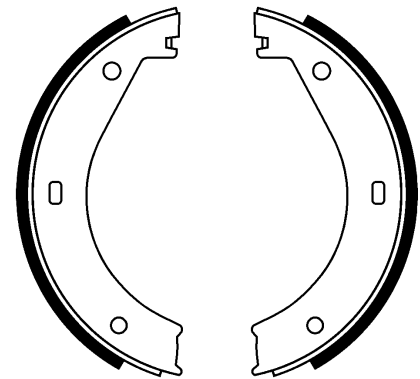
03.0137-0124.2 650124 03.0137-0126.2 650126 03.0137-0150.2 650150



229 x 42

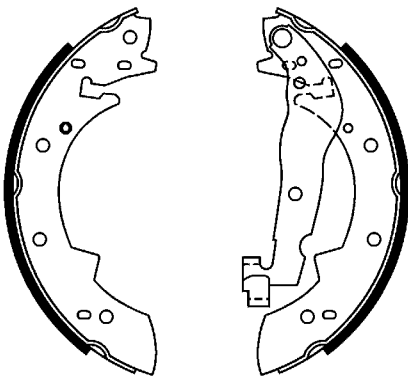


180 x 31

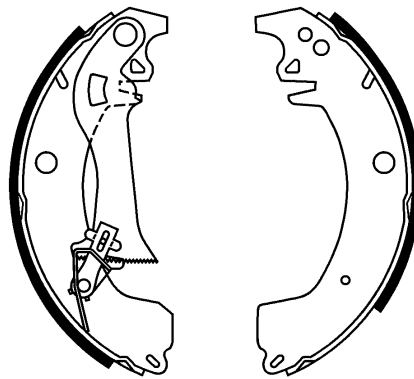


180 x 25

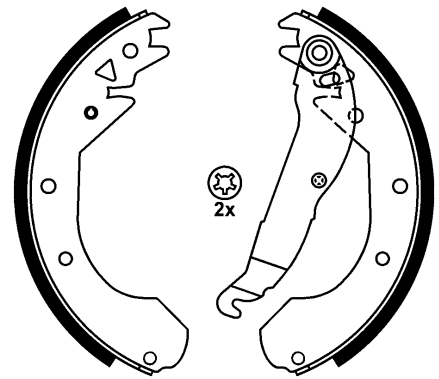
03.0137-0151.2 650151 03.0137-0153.2 650153 03.0137-0167.2 650167



229 x 42

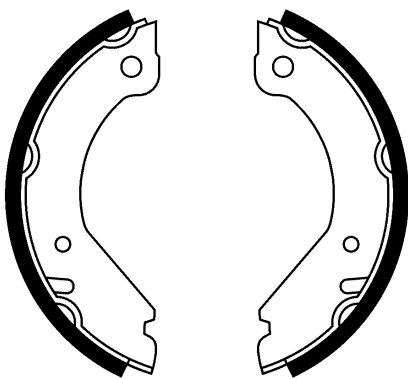


255 x 46

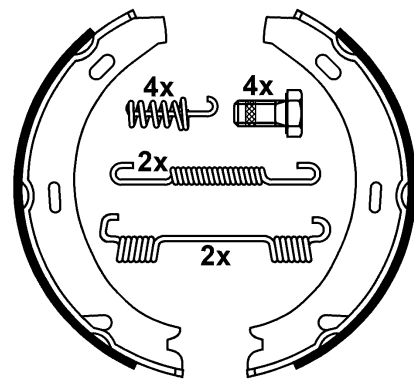


230 x 51

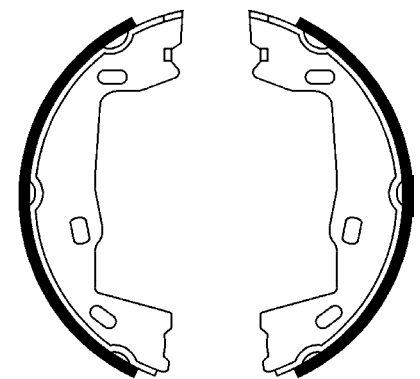
03.0137-0169.2 650169 03.0137-0170.2 650170 03.0137-0172.2 650172



160 x 25



164 x 20

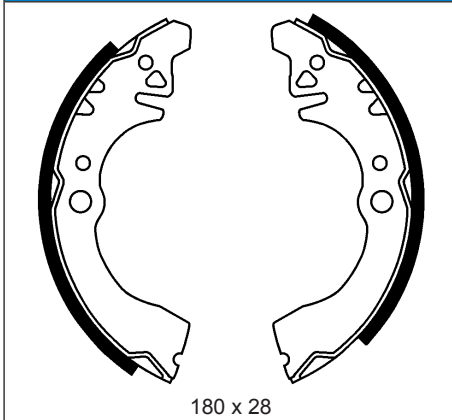


160 x 25

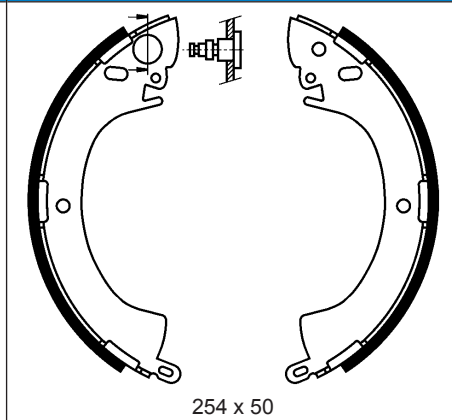
Abbildungen Trommelbremsbacken

Illustrations drum brake shoes

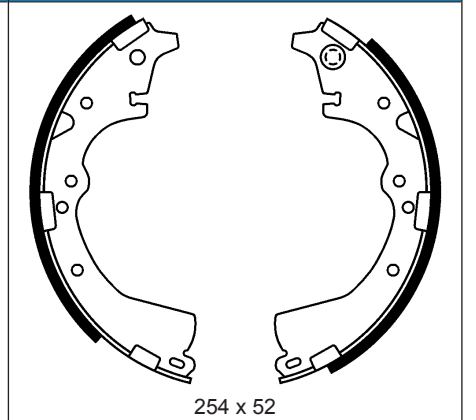
03.0137-0186.2 650186 03.0137-0188.2 650188 03.0137-0193.2 650193



180 x 28

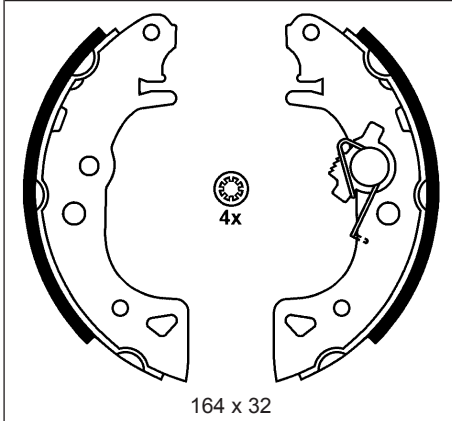


254 x 50

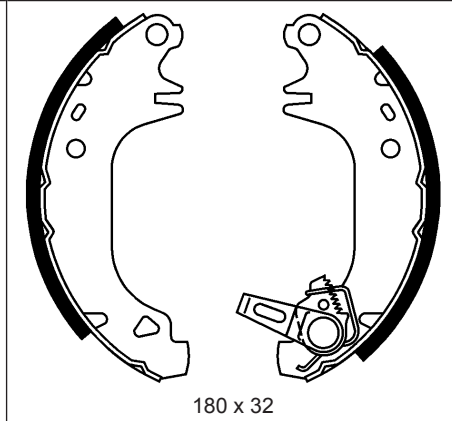


254 x 52

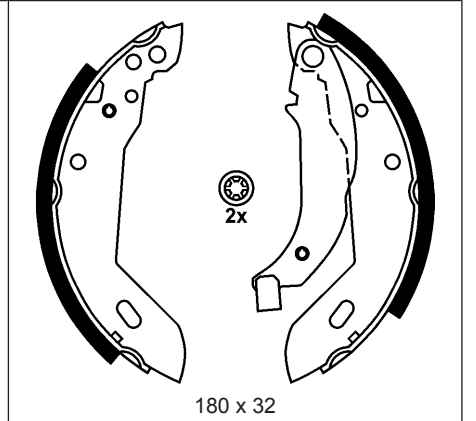
03.0137-0195.2 650195 03.0137-0196.2 650196 03.0137-0197.2 650197



164 x 32

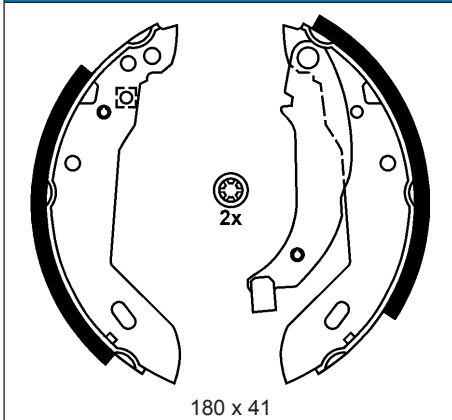


180 x 32

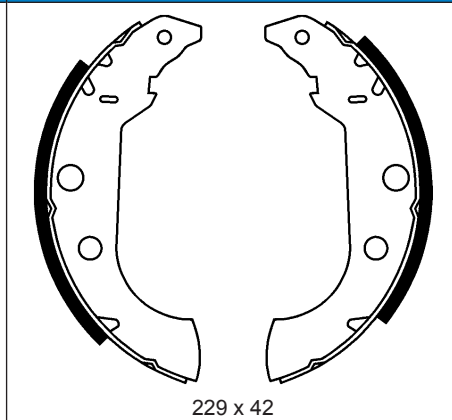


180 x 32

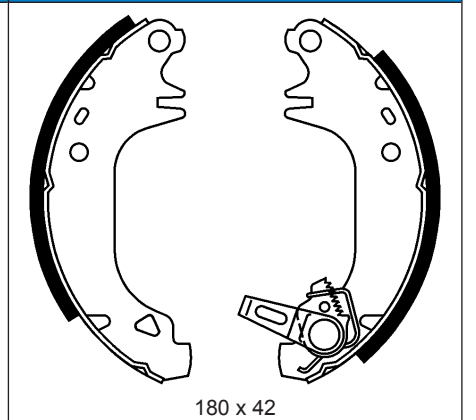
03.0137-0201.2 650201 03.0137-0202.2 650202 03.0137-0203.2 650203



180 x 41

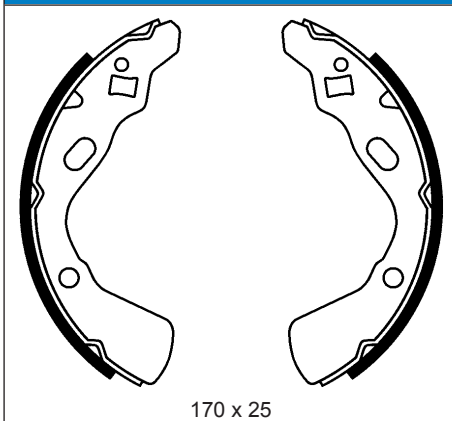


229 x 42

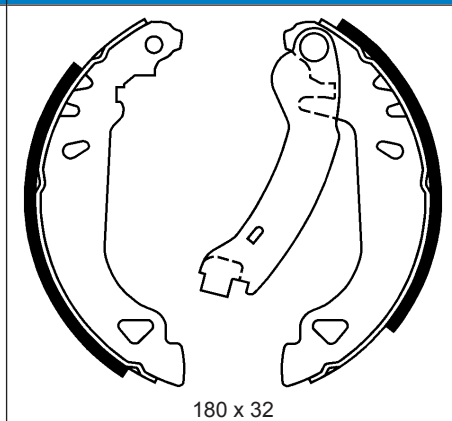


180 x 42

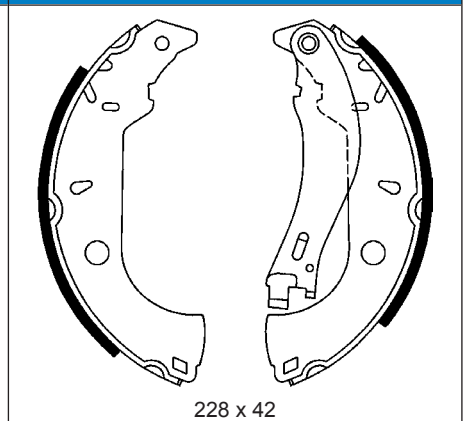
03.0137-0204.2 650204 03.0137-0207.2 650207 03.0137-0208.2 650208



170 x 25



180 x 32

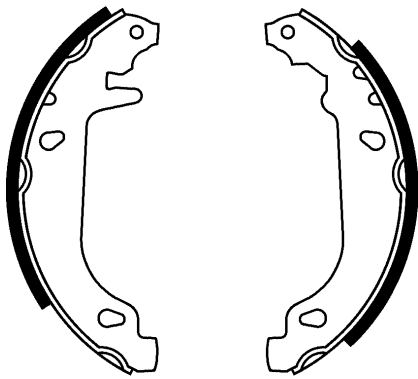


228 x 42

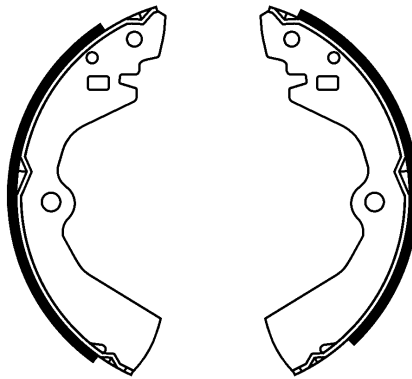
Abbildungen Trommelbremsbacken

Illustrations drum brake shoes

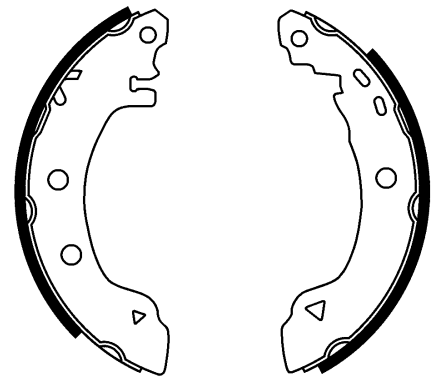
03.0137-0209.2 650209 03.0137-0210.2 650210 03.0137-0211.2 650211



180 x 42

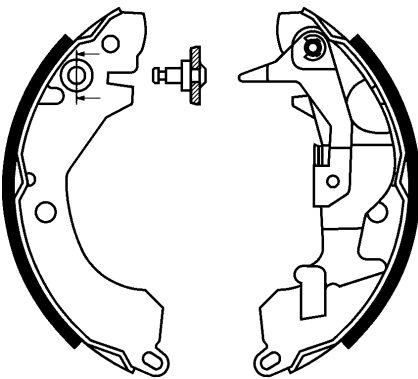


229 x 41

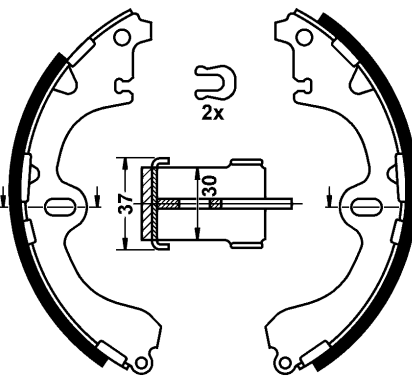


203 x 39

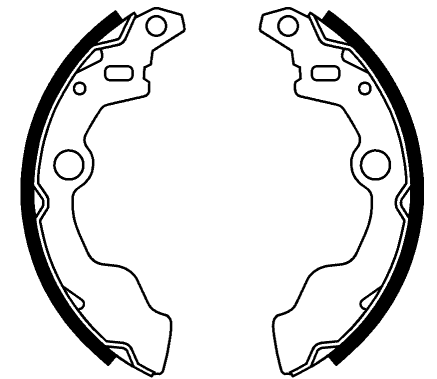
03.0137-0216.2 650216 03.0137-0221.2 650221 03.0137-0222.2 650222



180 x 37

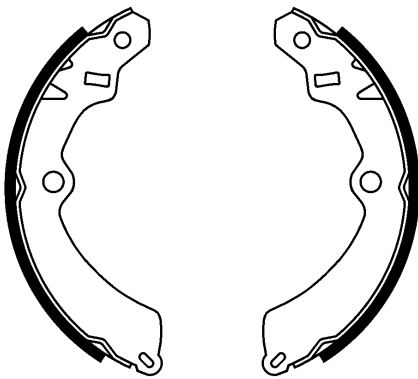


200 x 37

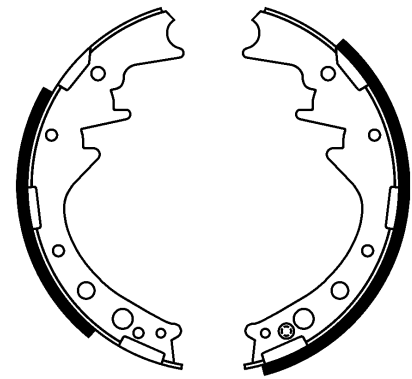


180 x 31

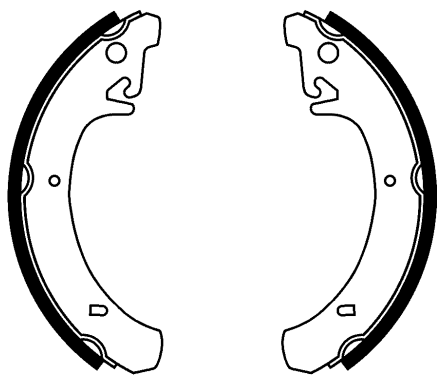
03.0137-0224.2 650224 03.0137-0226.2 650226 03.0137-0231.2 650231



220 x 36

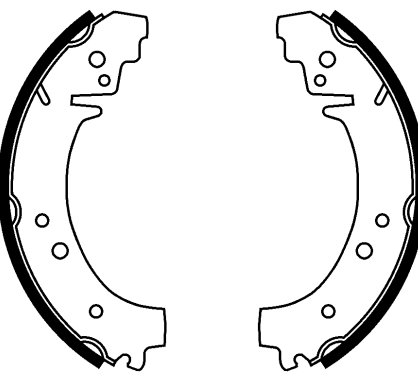


254 x 58

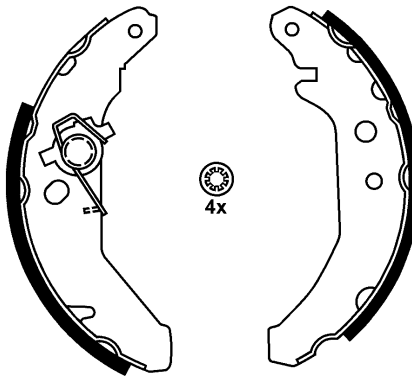


200 x 41

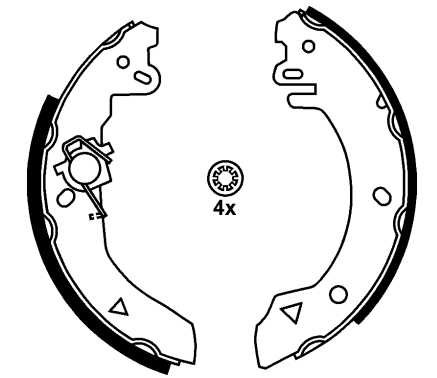
03.0137-0232.2 650232 03.0137-0235.2 650235 03.0137-0236.2 650236



250 x 51



180 x 32

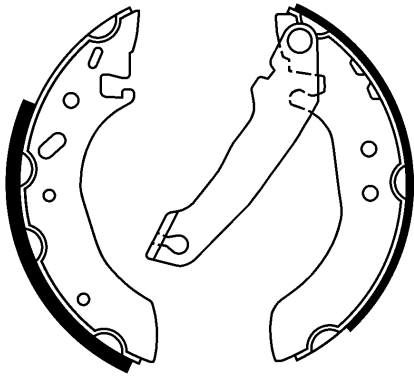


203 x 39

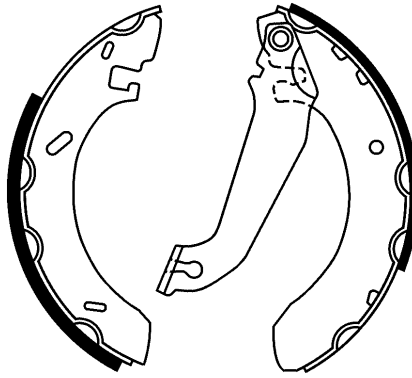
Abbildungen Trommelbremsbacken

Illustrations drum brake shoes

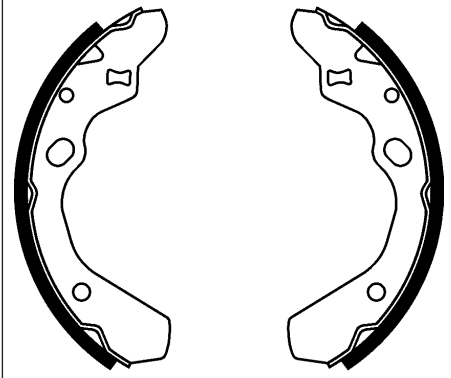
03.0137-0237.2 650237 03.0137-0238.2 650238 03.0137-0239.2 650239



180 x 32

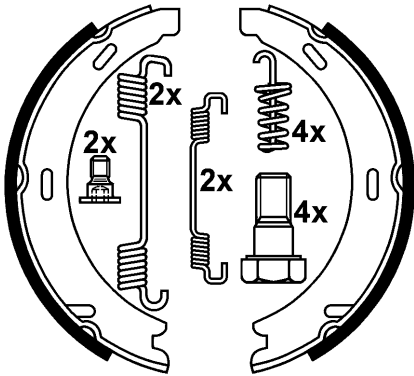


203 x 38

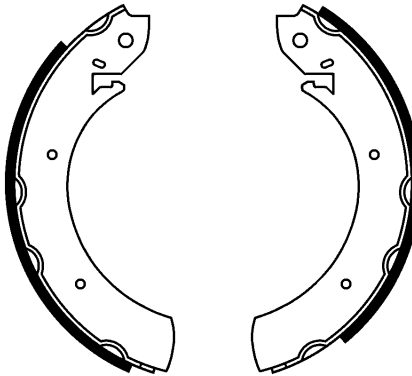


200 x 26

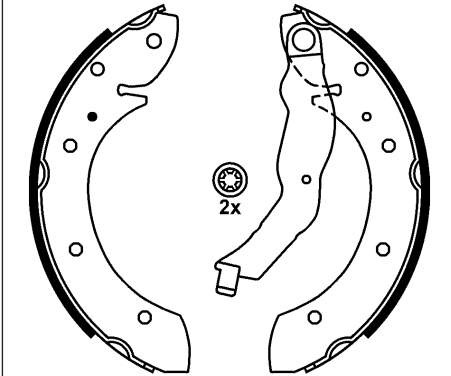
03.0137-0244.2 650244 03.0137-0245.2 650245 03.0137-0247.2 650247



164 x 25

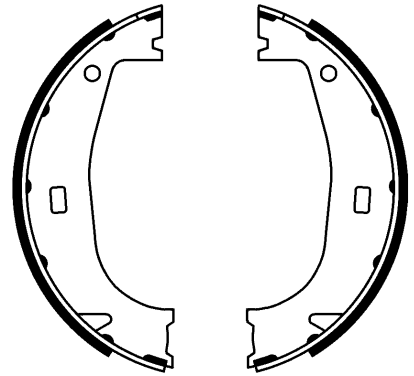


254 x 57



229 x 42

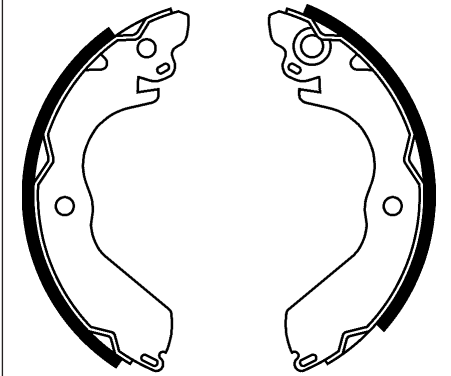
03.0137-0248.2 650248 03.0137-0253.2 650253 03.0137-0255.2 650255



161 x 25

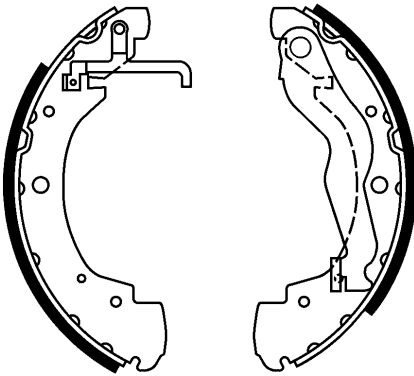


228 x 45

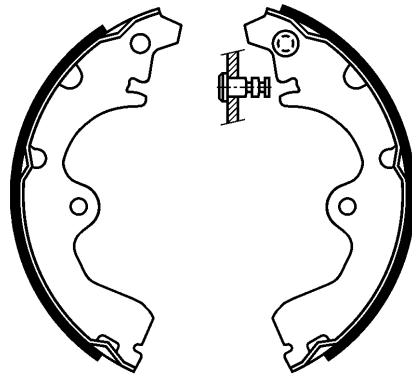


180 x 37

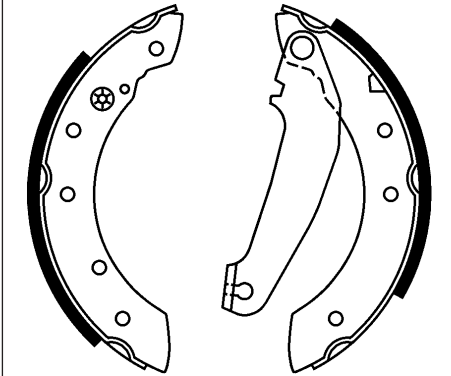
03.0137-0256.2 650256 03.0137-0257.2 650257 03.0137-0258.2 650258



268 x 56



180 x 28

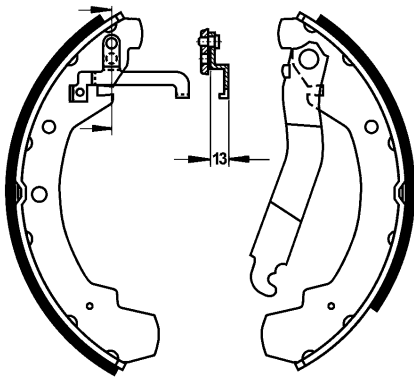


203 x 38

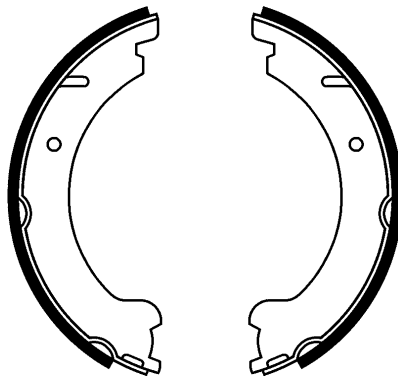
Abbildungen Trommelbremsbacken

Illustrations drum brake shoes

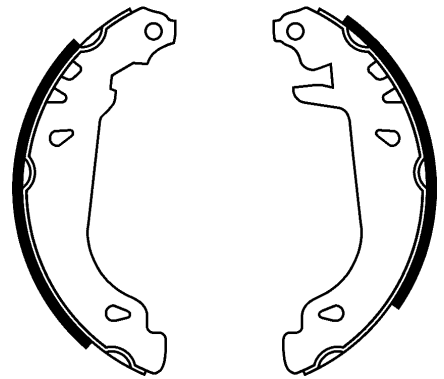
03.0137-0259.2 650259 03.0137-0260.2 650260 03.0137-0261.2 650261



252 x 56

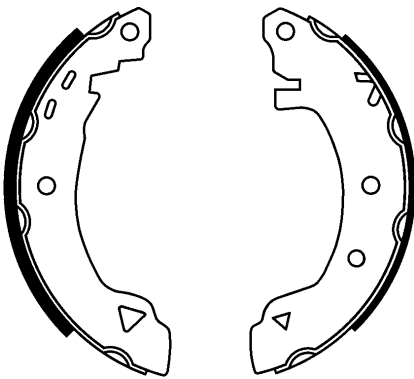


178 x 25

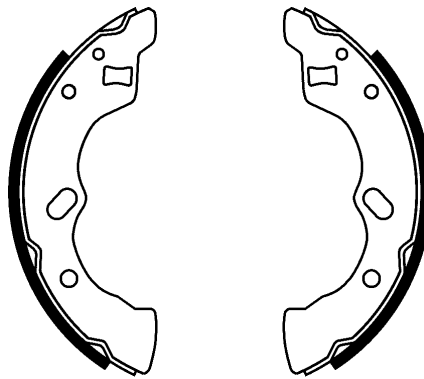


180 x 32

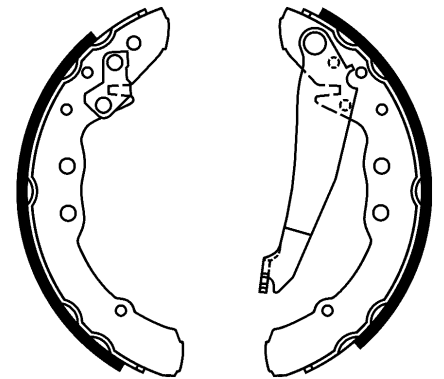
03.0137-0262.2 650262 03.0137-0263.2 650263 03.0137-0264.2 650264



203 x 39

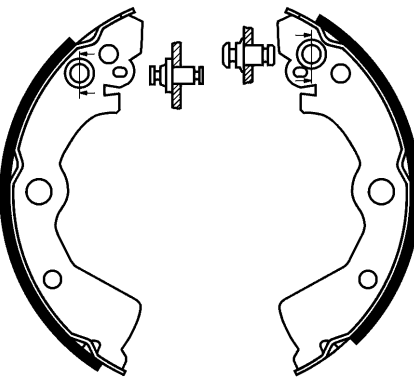


180 x 31

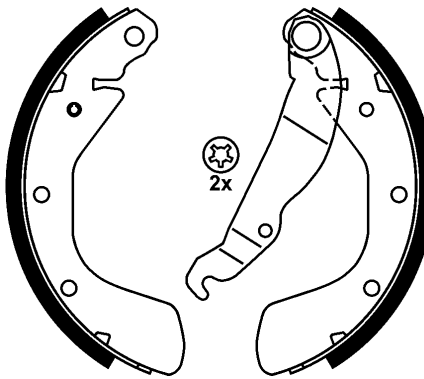


230 x 40

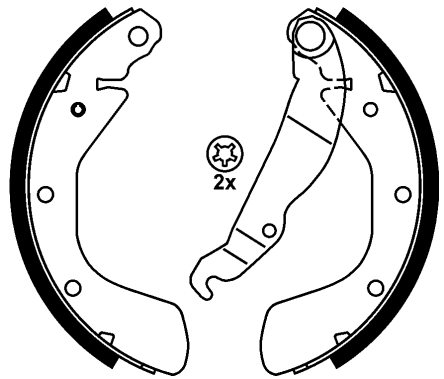
03.0137-0265.2 650265 03.0137-0266.2 650266 03.0137-0267.2 650267



180 x 31

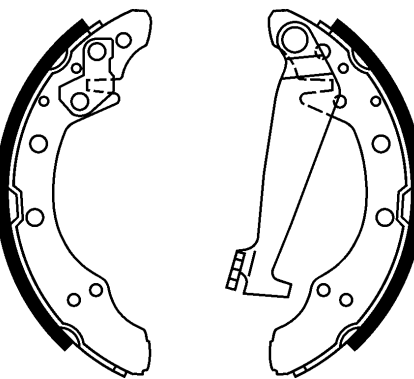


200 x 29

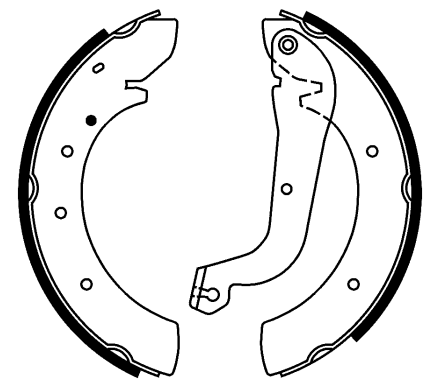


200 x 46

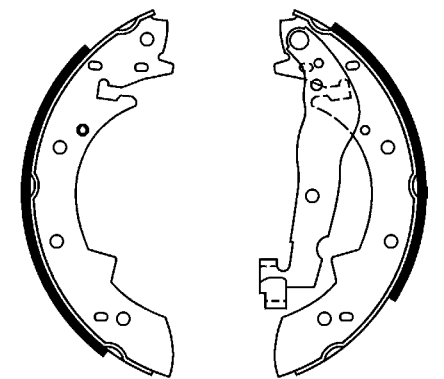
03.0137-0268.2 650268 03.0137-0269.2 650269 03.0137-0271.2 650271



200 x 40



254 x 57

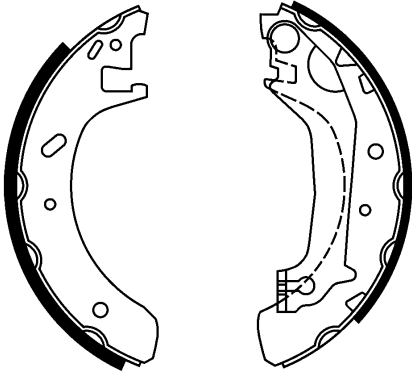


229 x 42

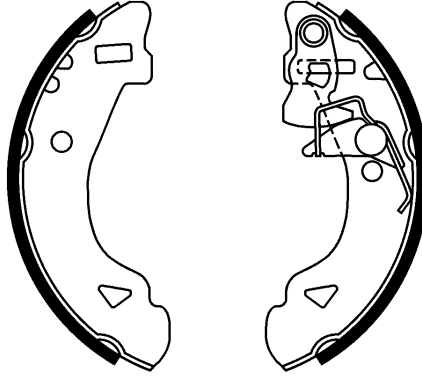
Abbildungen Trommelbremsbacken

Illustrations drum brake shoes

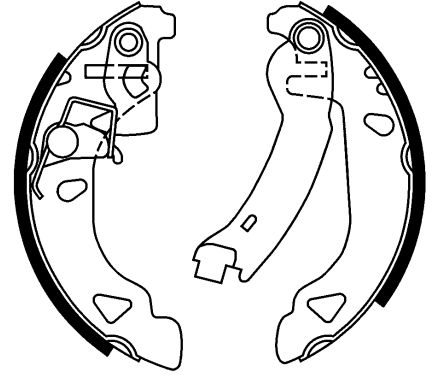
03.0137-0272.2 650272 03.0137-0273.2 650273 03.0137-0274.2 650274



203 x 39

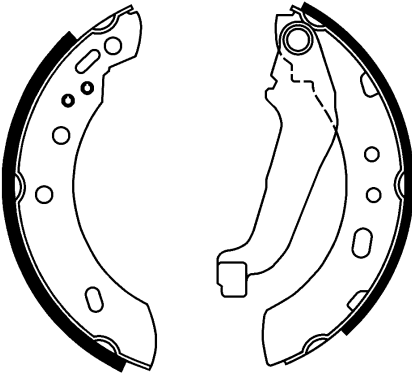


185 x 31

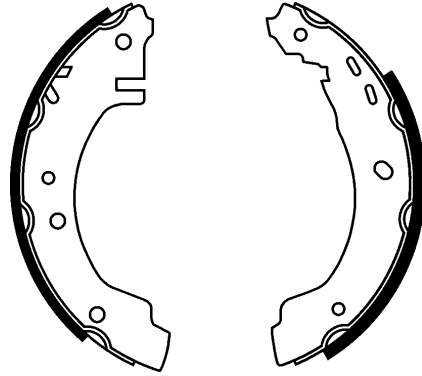


180 x 32

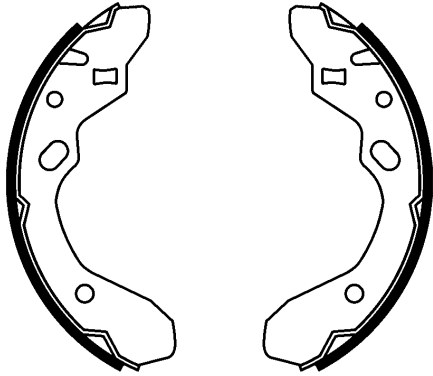
03.0137-0275.2 650275 03.0137-0276.2 650276 03.0137-0278.2 650278



180 x 27

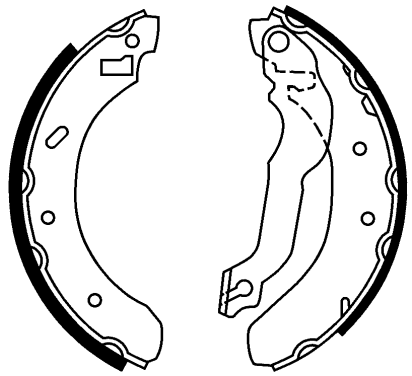


203 x 39

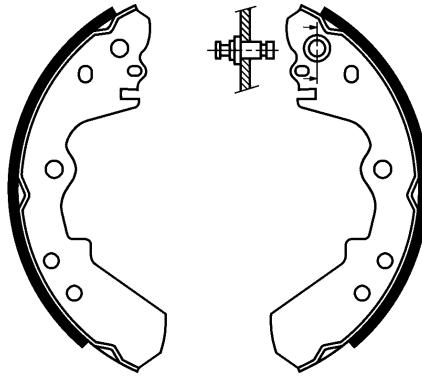


200 x 36

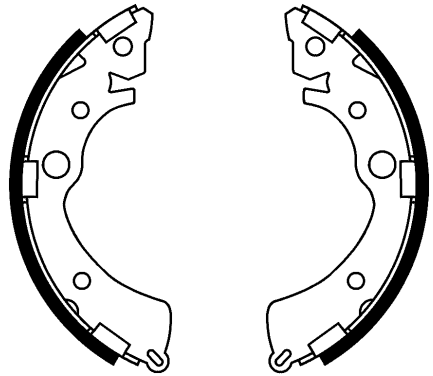
03.0137-0282.2 650282 03.0137-0283.2 650283 03.0137-0284.2 650284



229 x 45

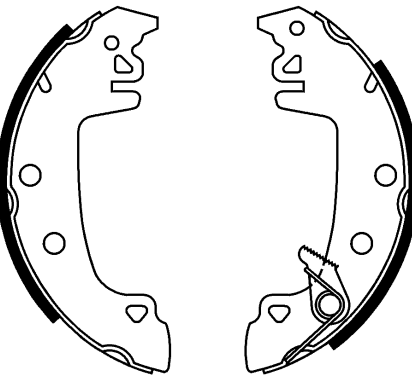


254 x 52

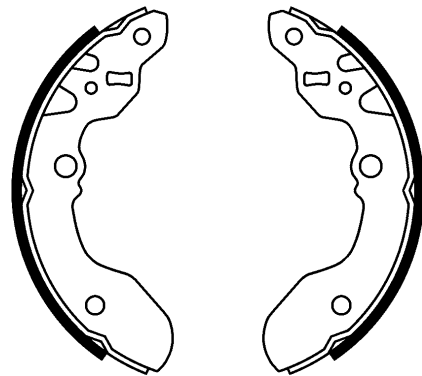


180 x 31

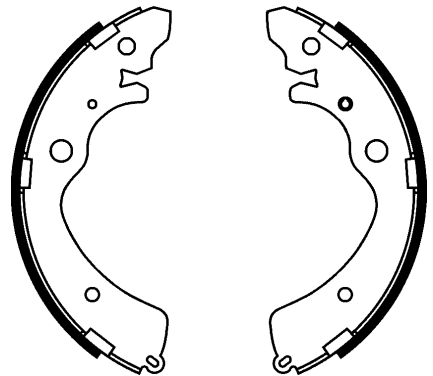
03.0137-0285.2 650285 03.0137-0286.2 650286 03.0137-0287.2 650287



229 x 42



220 x 36

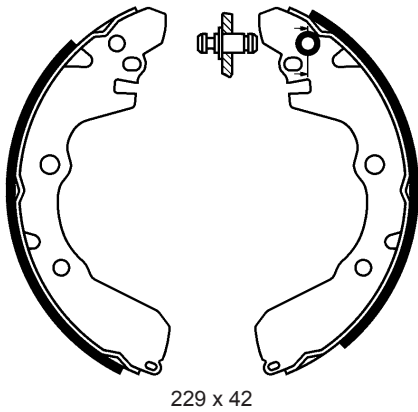


220 x 36

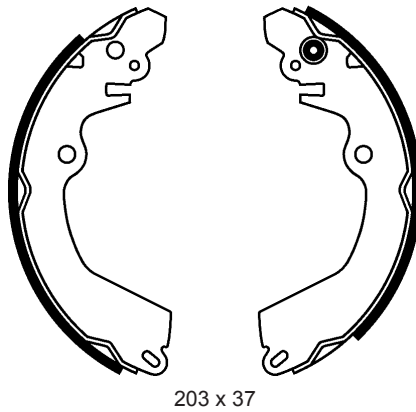
Abbildungen Trommelbremsbacken

Illustrations drum brake shoes

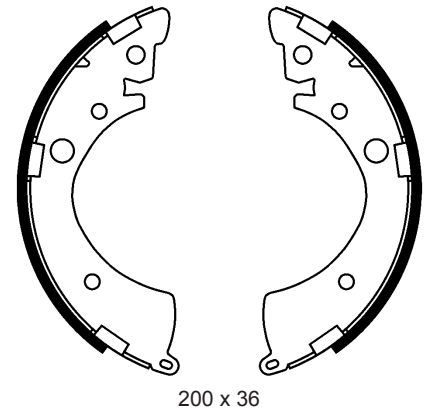
03.0137-0288.2 650288 03.0137-0289.2 650289 03.0137-0294.2 650294



229 x 42

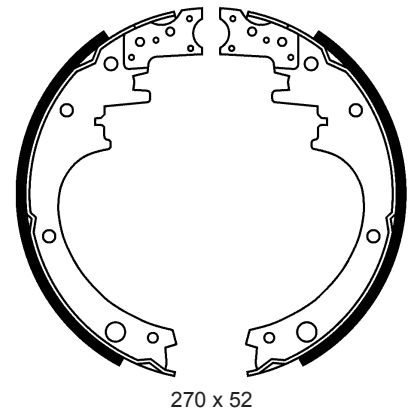


203 x 37

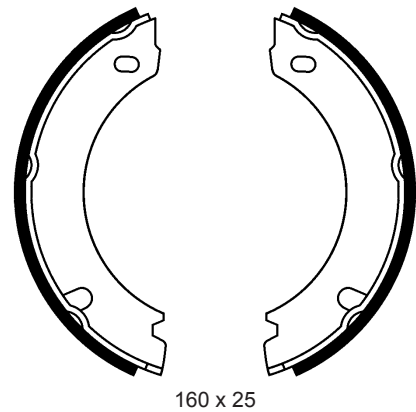


200 x 36

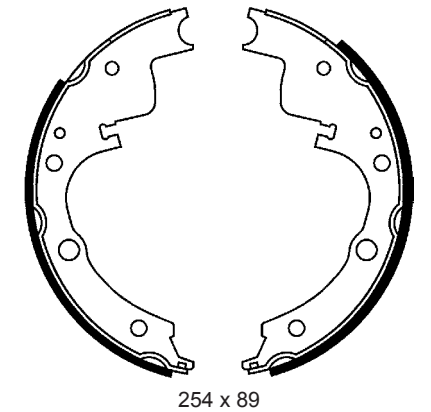
03.0137-0297.2 650297 03.0137-0299.2 650299 03.0137-0300.2 650300



270 x 52

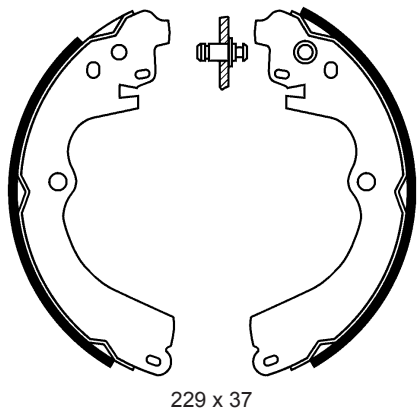


160 x 25

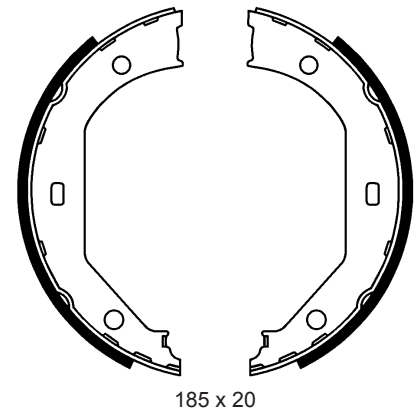


254 x 89

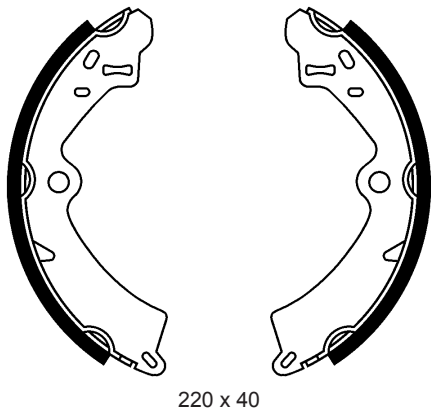
03.0137-0302.2 650302 03.0137-0305.2 650305 03.0137-0306.2 650306



229 x 37

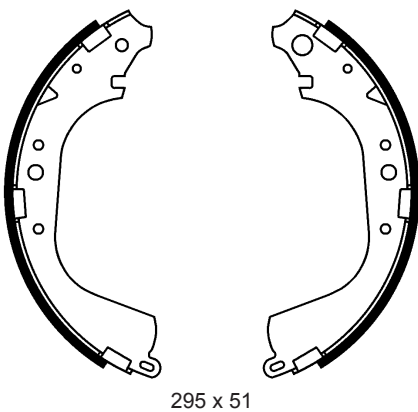


185 x 20

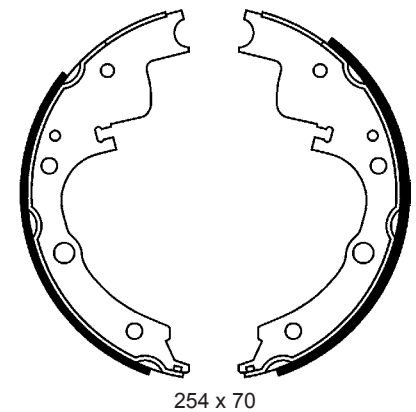


220 x 40

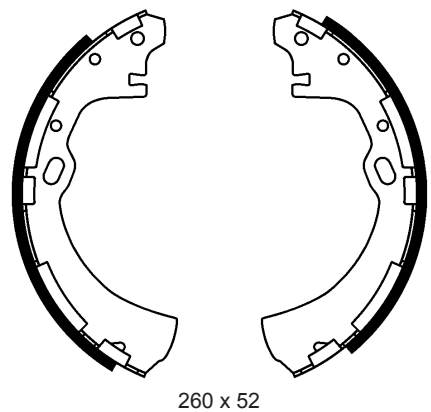
03.0137-0308.2 650308 03.0137-0309.2 650309 03.0137-0310.2 650310



295 x 51



254 x 70

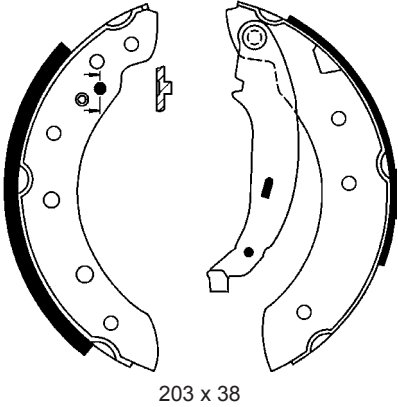


260 x 52

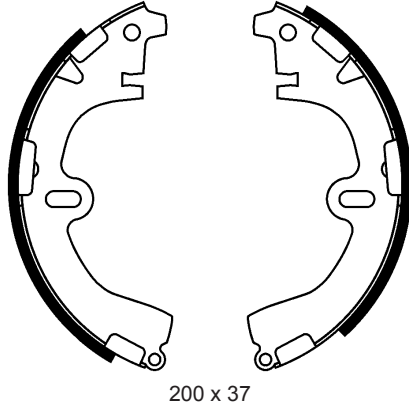
Abbildungen Trommelbremsbacken

Illustrations drum brake shoes

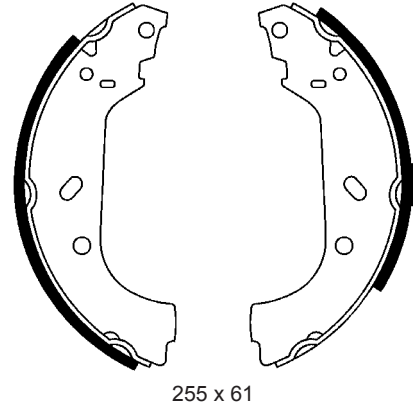
03.0137-0312.2 650312 03.0137-0313.2 650313 03.0137-0314.2 650314



203 x 38

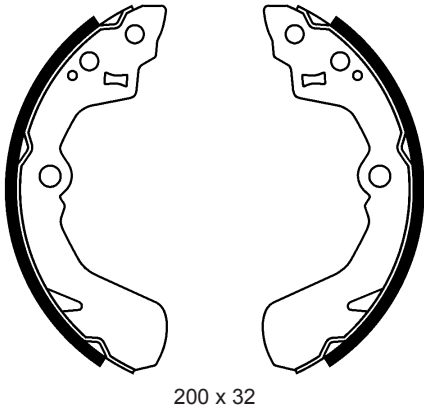


200 x 37

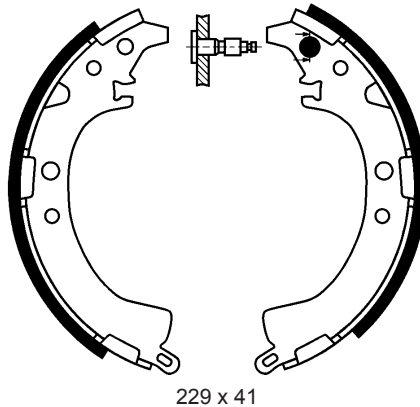


255 x 61

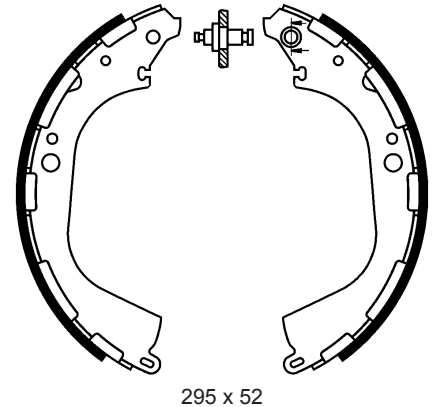
03.0137-0315.2 650315 03.0137-0318.2 650318 03.0137-0319.2 650319



200 x 32

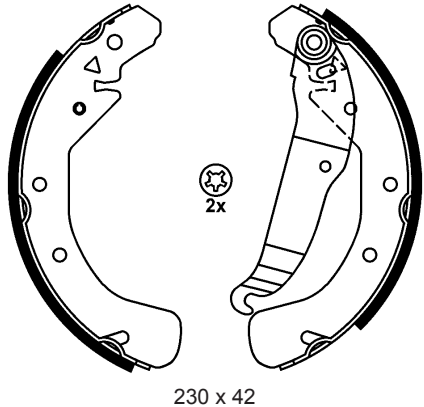


229 x 41

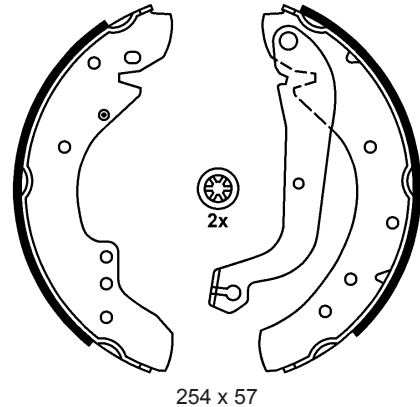


295 x 52

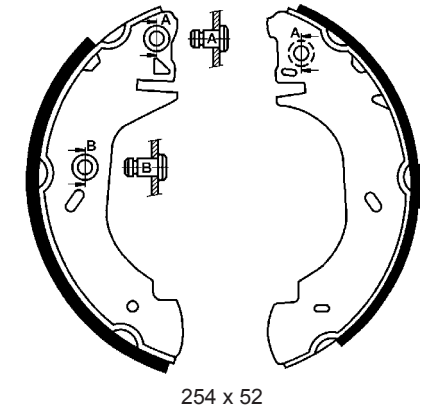
03.0137-0322.2 650322 03.0137-0330.2 650330 03.0137-0331.2 650331



230 x 42

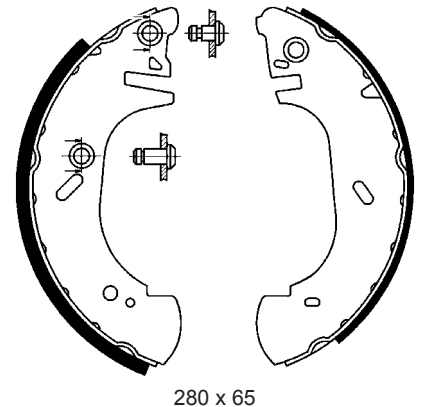


254 x 57

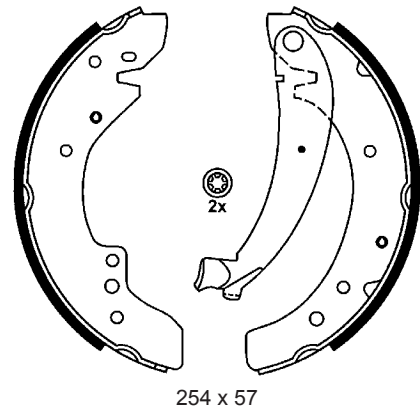


254 x 52

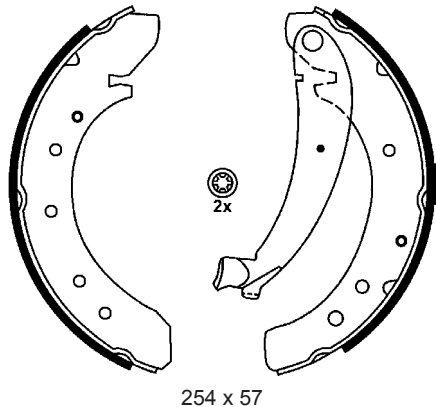
03.0137-0332.2 650332 03.0137-0333.2 650333 03.0137-0334.2 650334



280 x 65



254 x 57

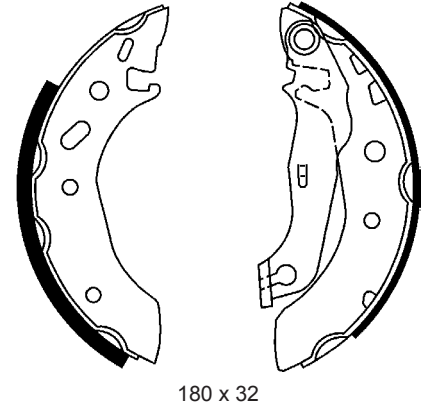
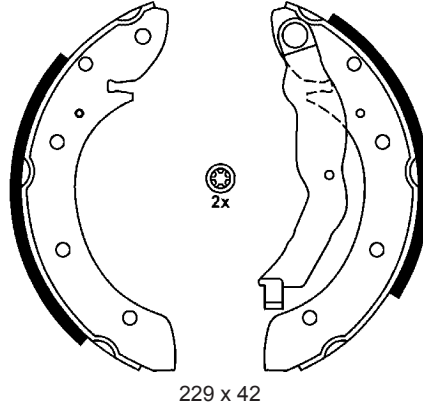
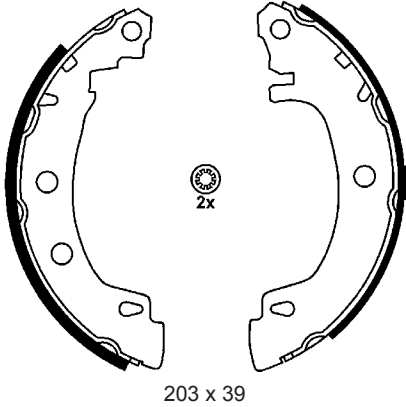


254 x 57

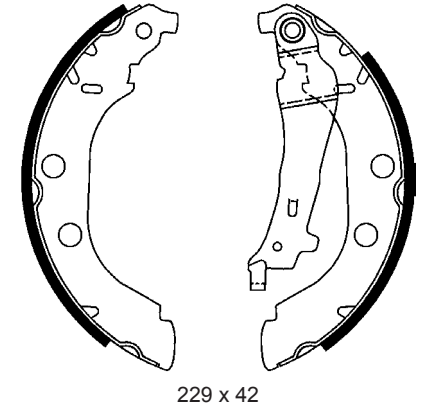
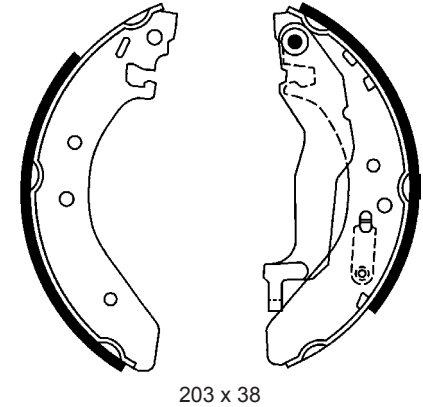
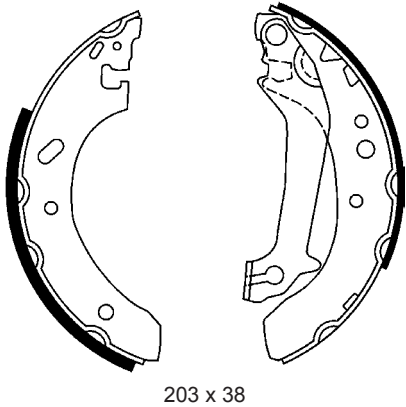
Abbildungen Trommelbremsbacken

Illustrations drum brake shoes

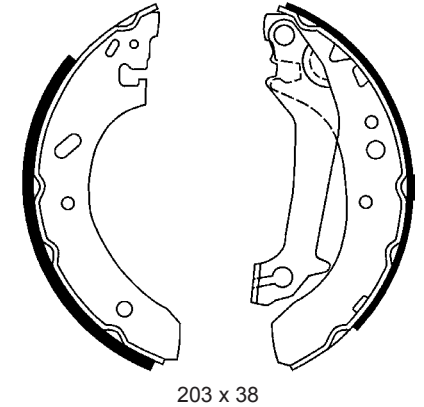
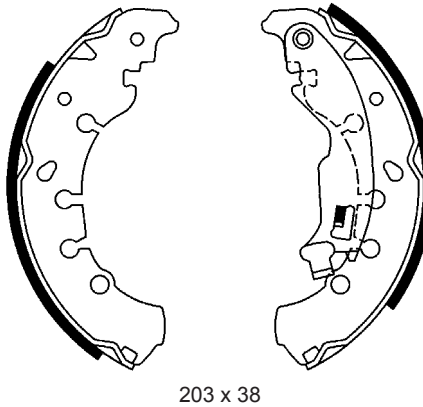
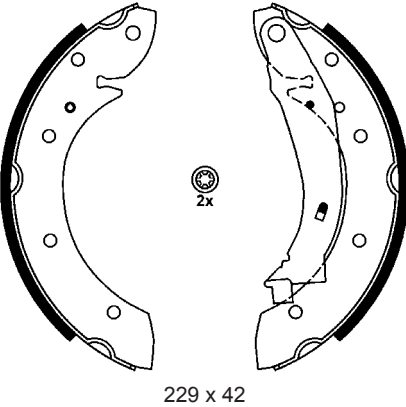
03.0137-0335.2 650335 03.0137-0336.2 650336 03.0137-0337.2 650337



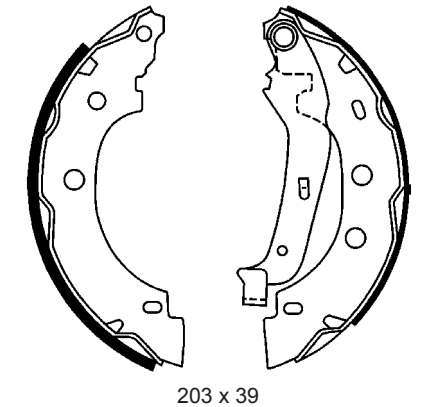
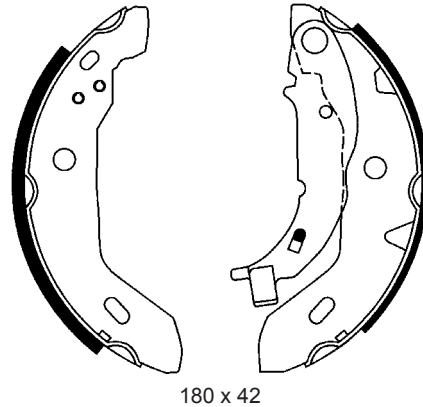
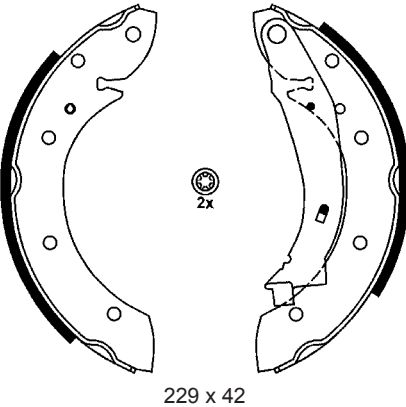
03.0137-0338.2 650338 03.0137-0339.2 650339 03.0137-0340.2 650340



03.0137-0341.2 650341 03.0137-0345.2 650345 03.0137-0346.2 650346



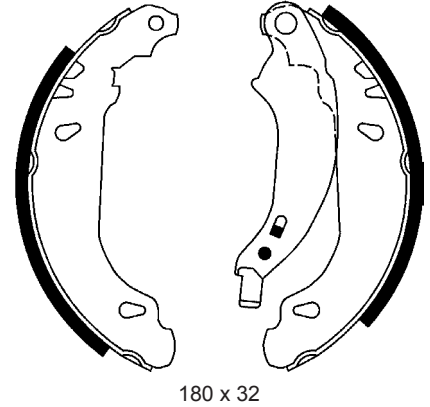
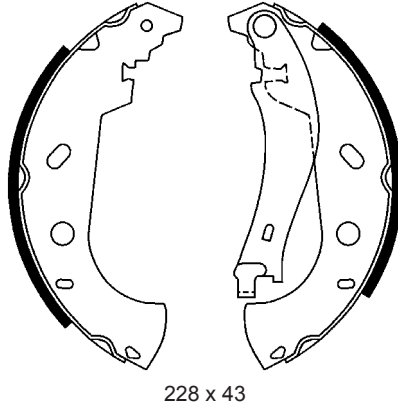
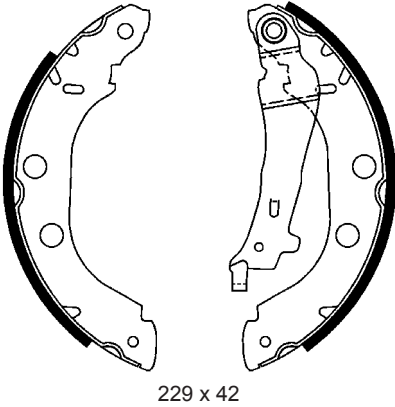
03.0137-0347.2 650347 03.0137-0349.2 650349 03.0137-0350.2 650350



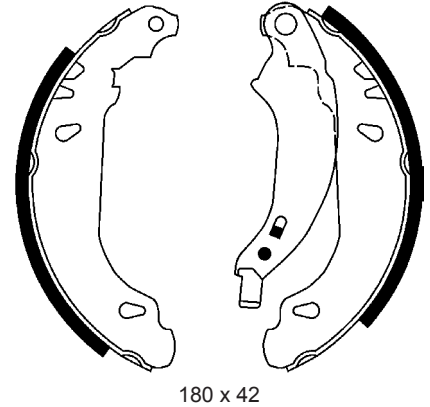
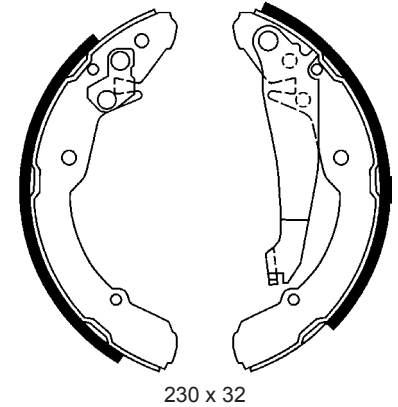
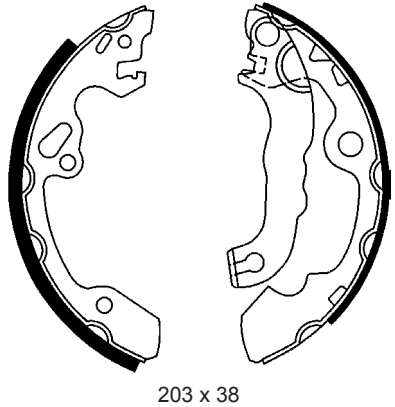
Abbildungen Trommelbremsbacken

Illustrations drum brake shoes

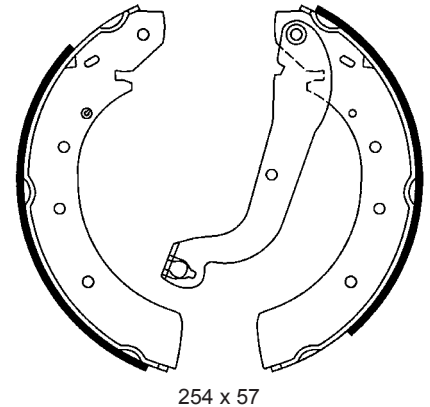
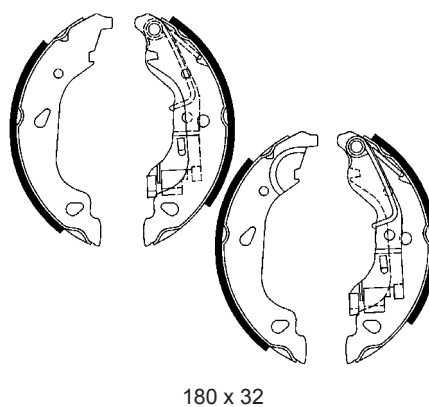
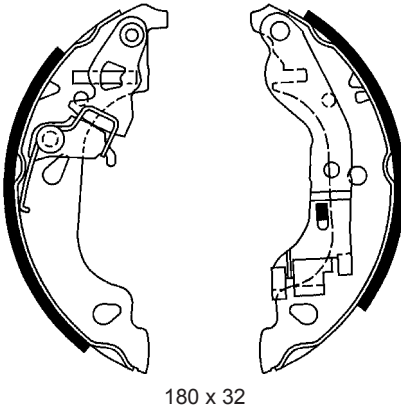
03.0137-0351.2 650351 03.0137-0352.2 650352 03.0137-0354.2 650354



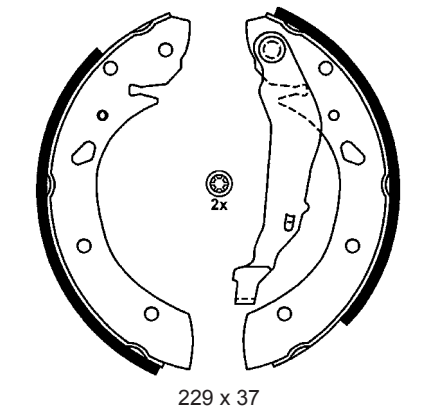
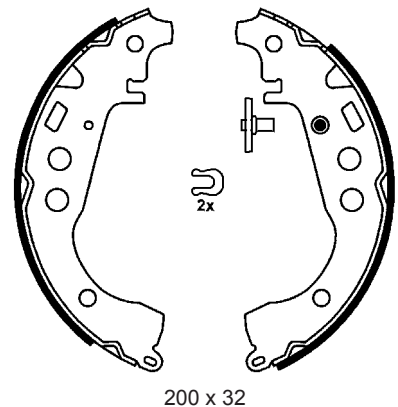
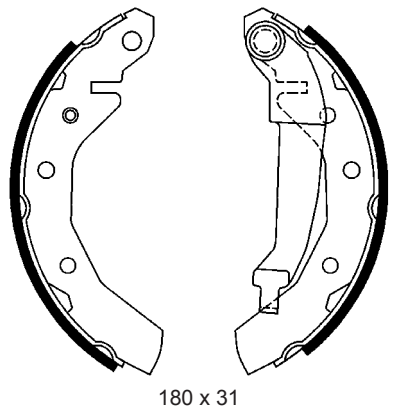
03.0137-0356.2 650356 03.0137-0357.2 650357 03.0137-0358.2 650358



03.0137-0359.2 650359 03.0137-0360.2 650360 03.0137-0361.2 650361



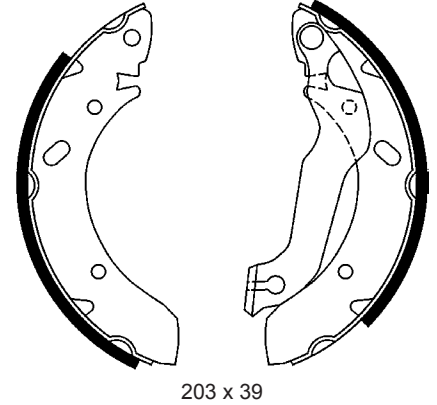
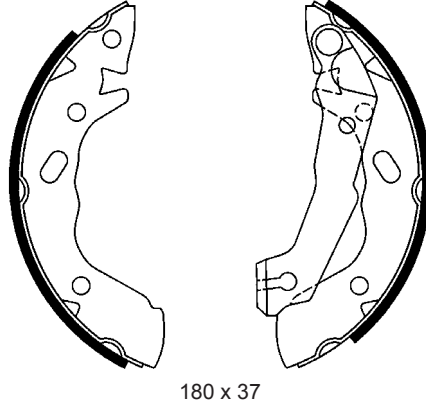
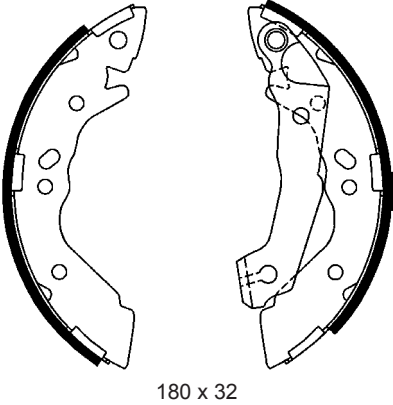
03.0137-0363.2 650363 03.0137-0364.2 650364 03.0137-0365.2 650365



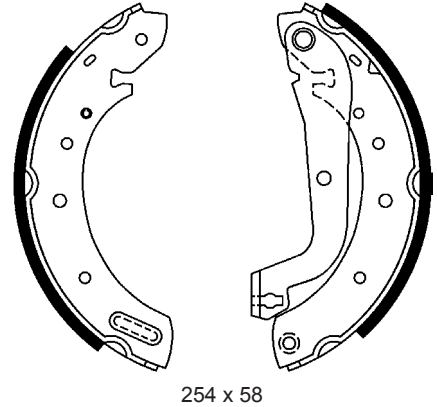
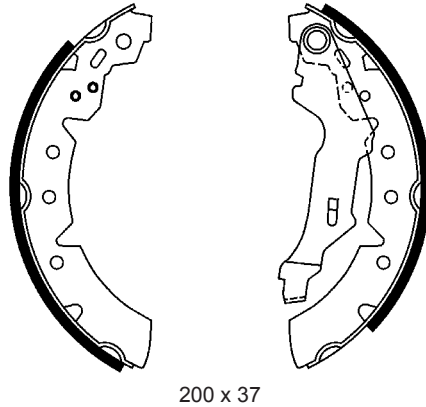
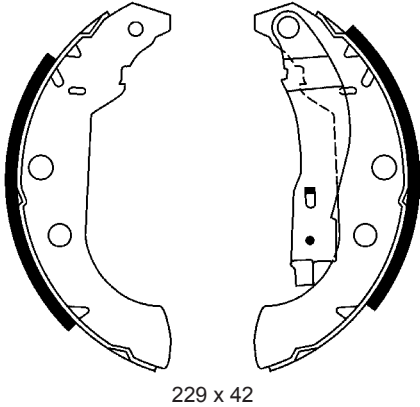
Abbildungen Trommelbremsbacken

Illustrations drum brake shoes

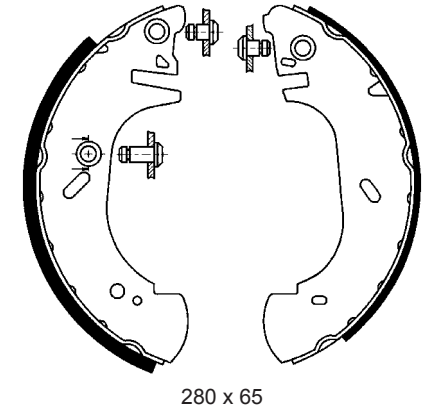
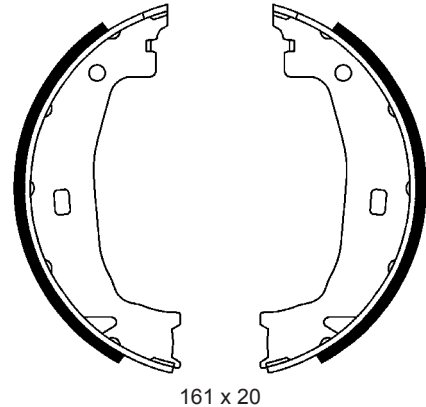
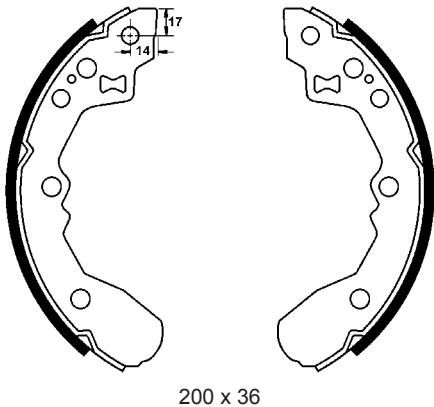
03.0137-0366.2 650366 03.0137-0367.2 650367 03.0137-0369.2 650369



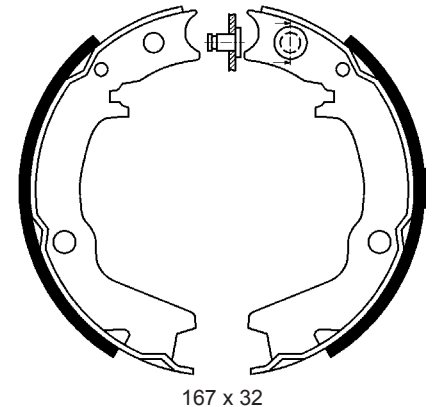
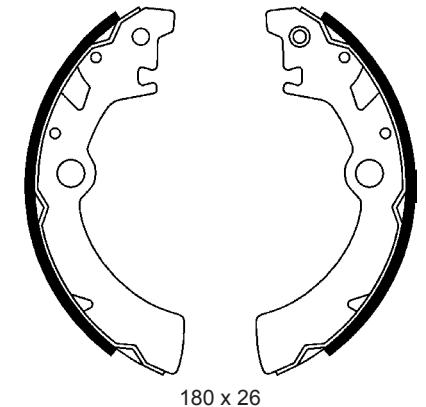
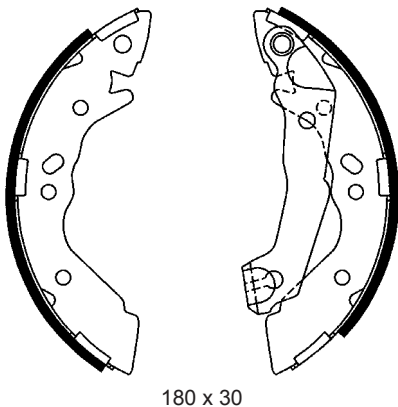
03.0137-0370.2 650370 03.0137-0375.2 650375 03.0137-0376.2 650376



03.0137-0377.2 650377 03.0137-0379.2 650379 03.0137-0382.2 650382



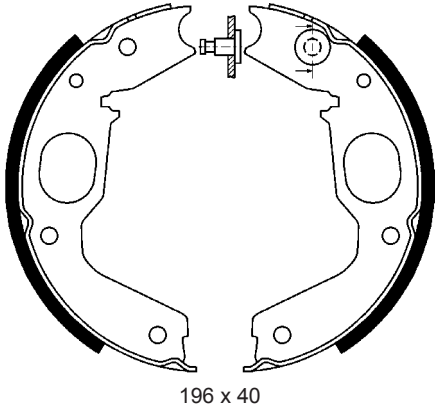
03.0137-0386.2 650386 03.0137-0387.2 650387 03.0137-0389.2 650389



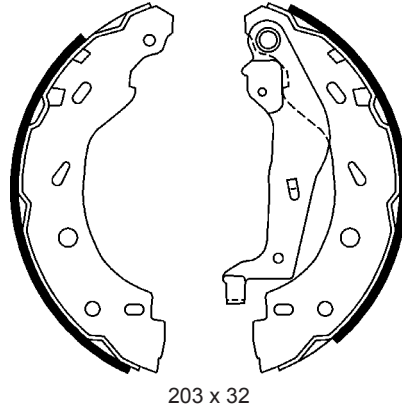
Abbildungen Trommelbremsbacken

Illustrations drum brake shoes

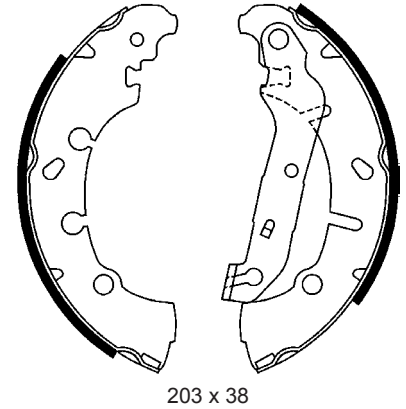
03.0137-0390.2 650390 03.0137-0393.2 650393 03.0137-0394.2 650394



196 x 40

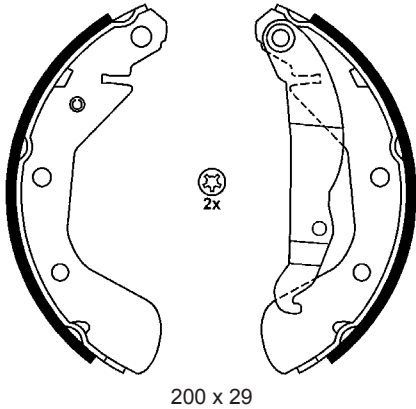


203 x 32

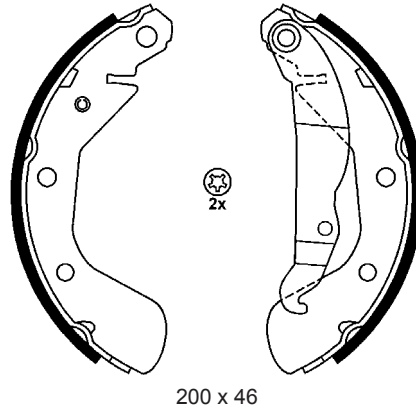


203 x 38

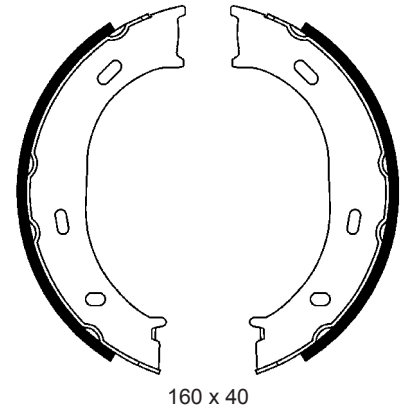
03.0137-0395.2 650395 03.0137-0396.2 650396 03.0137-0397.2 650397



200 x 29

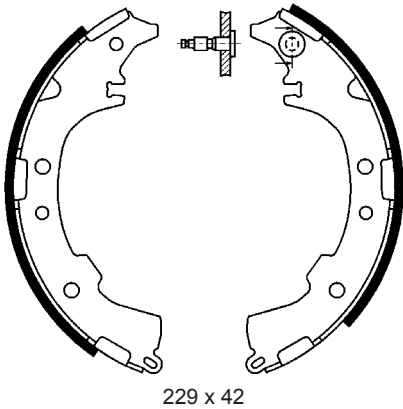


200 x 46

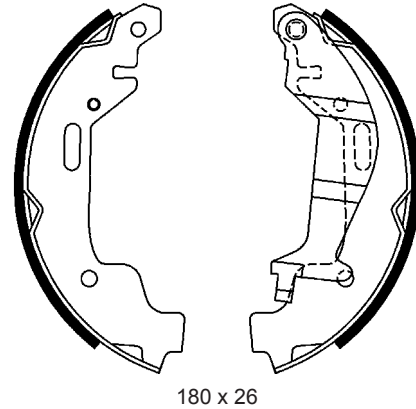


160 x 40

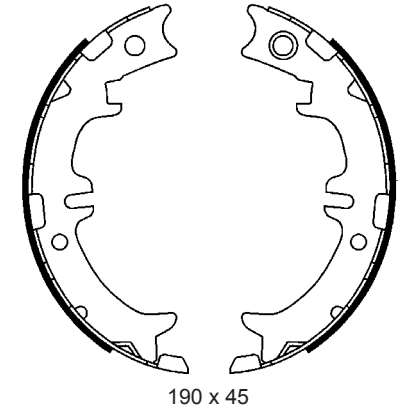
03.0137-0398.2 650398 03.0137-0399.2 650399 03.0137-0400.2 650400



229 x 42

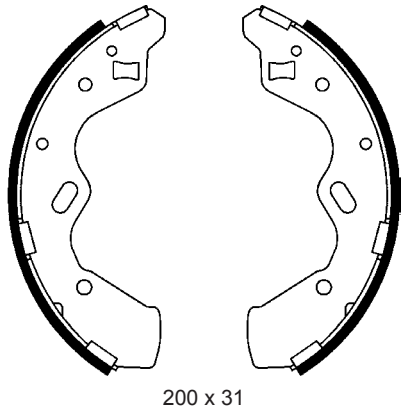


180 x 26

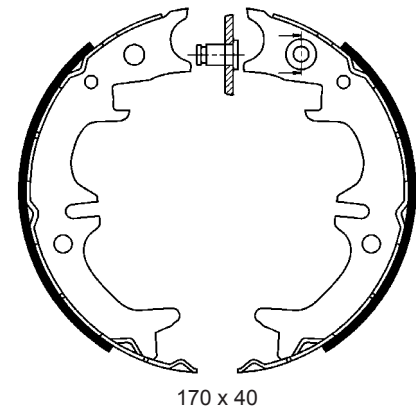


190 x 45

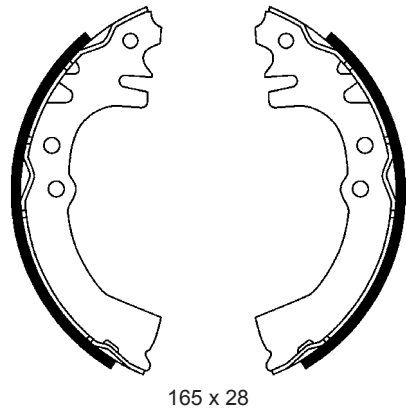
03.0137-0401.2 650401 03.0137-0402.2 650402 03.0137-0404.2 650404



200 x 31



170 x 40

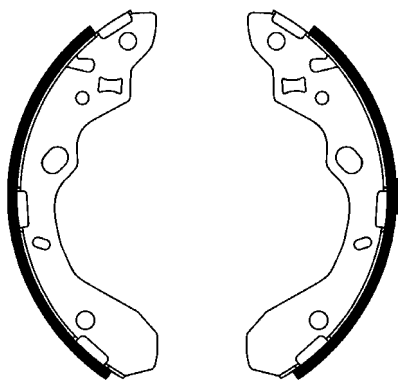


165 x 28

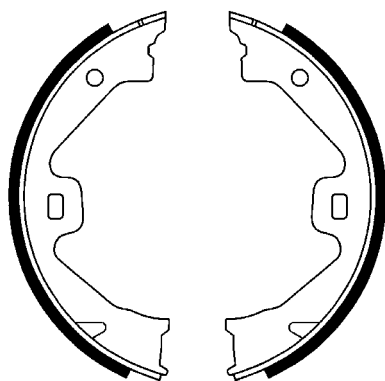
Abbildungen Trommelbremsbacken

Illustrations drum brake shoes

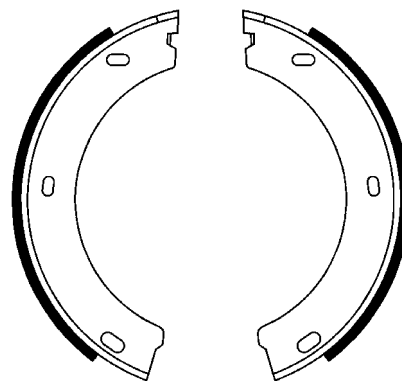
03.0137-0407.2 650407 03.0137-0408.2 650408 03.0137-0409.2 650409



200 x 36

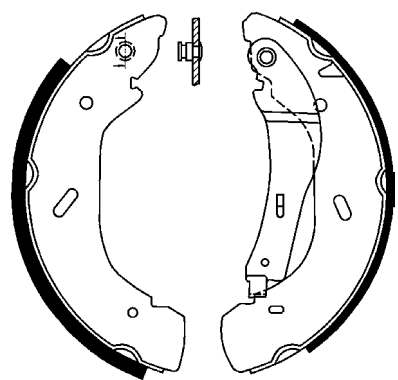


160 x 20

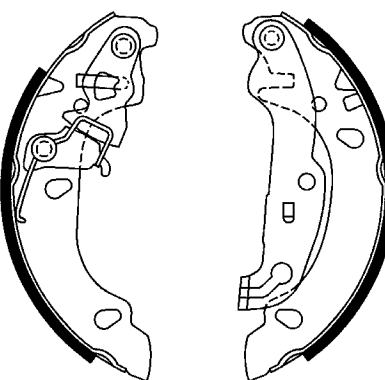


186 x 20

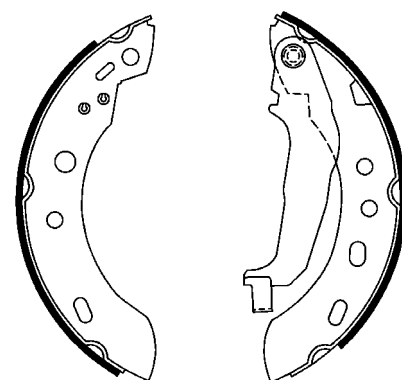
03.0137-0411.2 650411 03.0137-0412.2 650412 03.0137-0413.2 650413



280 x 65

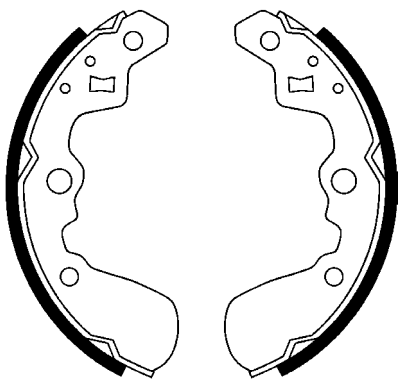


180 x 32

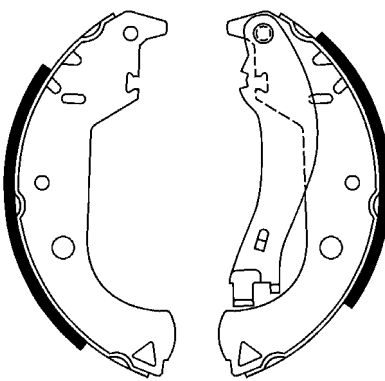


180 x 27

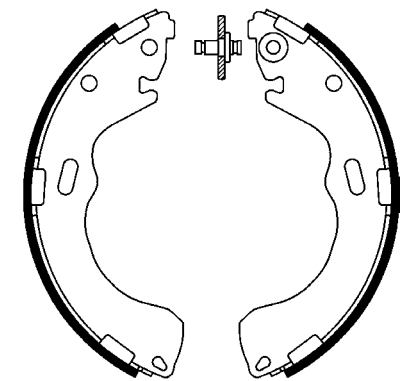
03.0137-0414.2 650414 03.0137-0415.2 650415 03.0137-0416.2 650416



180 x 27

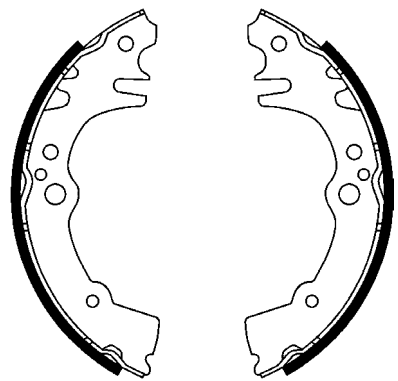


228 x 42

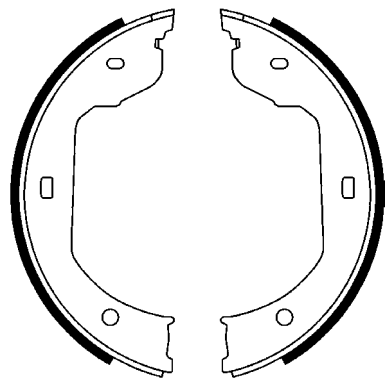


229 x 43

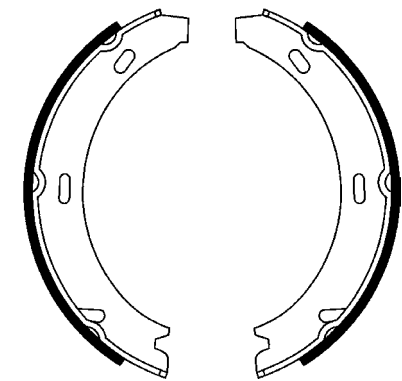
03.0137-0417.2 650417 03.0137-0419.2 650419 03.0137-0421.2 650421



165 x 28



185 x 30

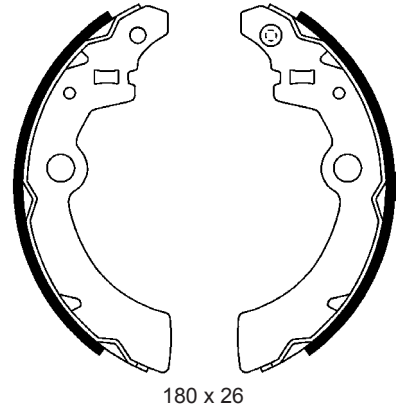
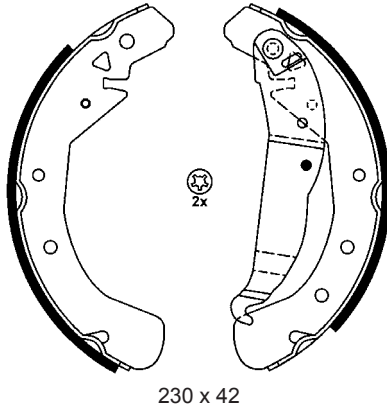
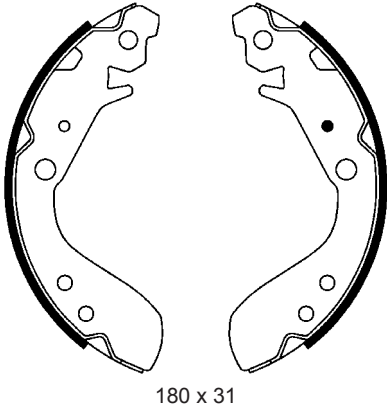


164 x 20

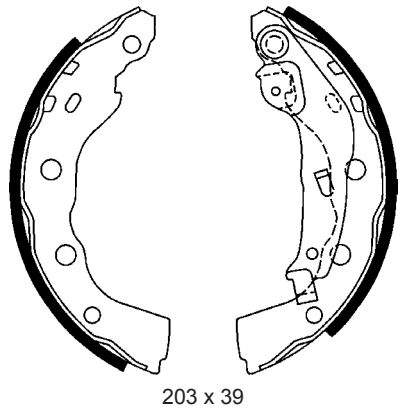
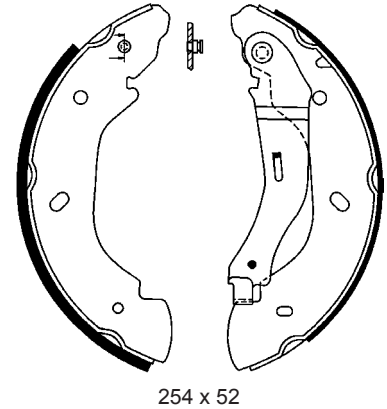
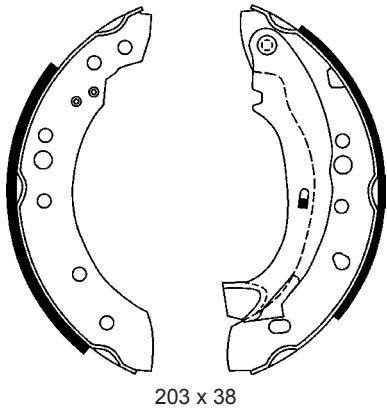
Abbildungen Trommelbremsbacken

Illustrations drum brake shoes

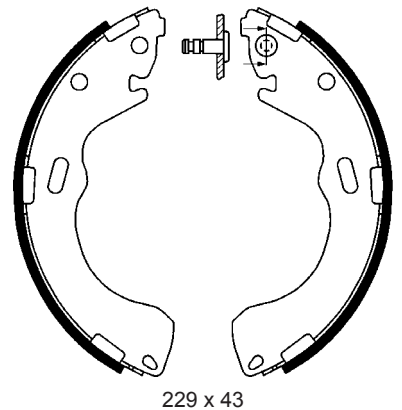
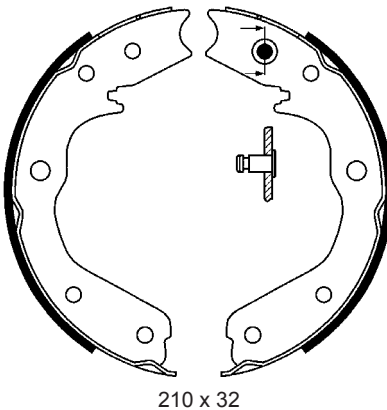
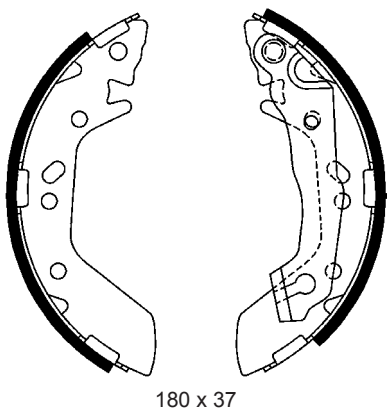
03.0137-0422.2 650422 03.0137-0424.2 650424 03.0137-0425.2 650425



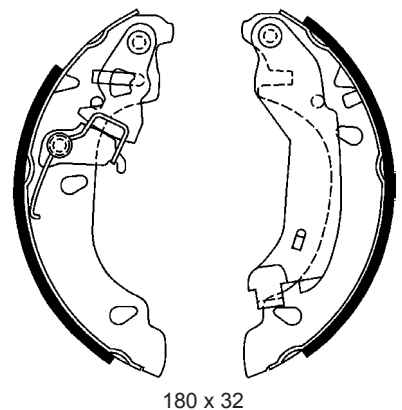
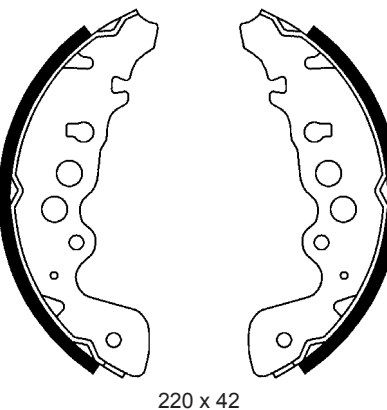
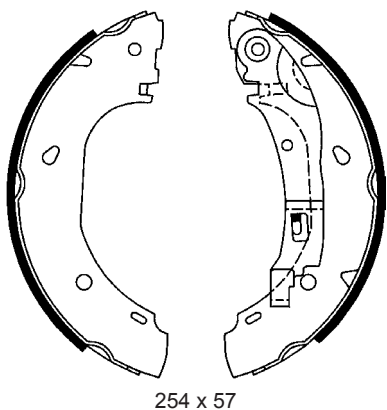
03.0137-0426.2 650426 03.0137-0427.2 650427 03.0137-0428.2 650428



03.0137-0429.2 650429 03.0137-0430.2 650430 03.0137-0431.2 650431



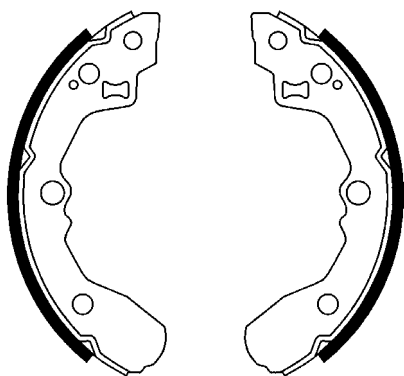
03.0137-0432.2 650432 03.0137-0433.2 650433 03.0137-0434.2 650434



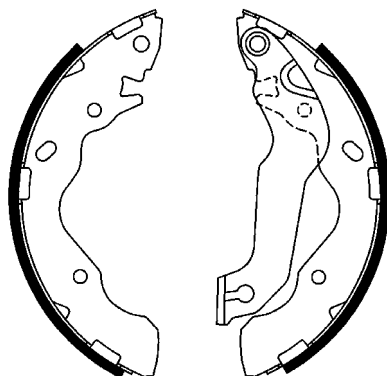
Abbildungen Trommelbremsbacken

Illustrations drum brake shoes

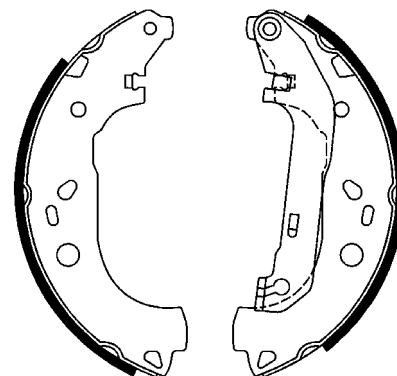
03.0137-0436.2 650436 03.0137-0437.2 650437 03.0137-0438.2 650438



200 x 26

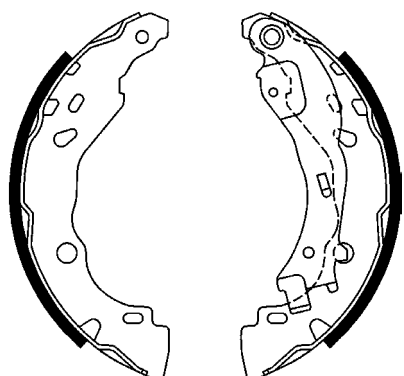


203 x 38

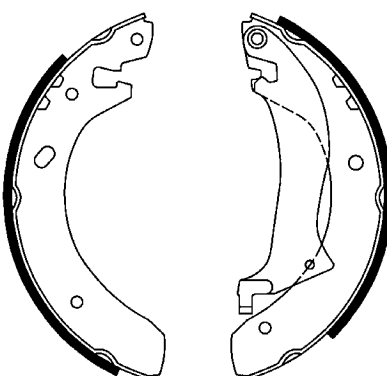


228 x 57

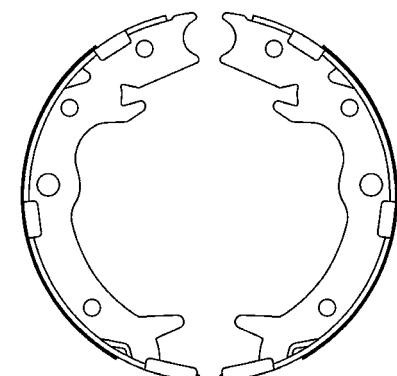
03.0137-0439.2 650439 03.0137-0440.2 650440 03.0137-0442.2 650442



203 x 39

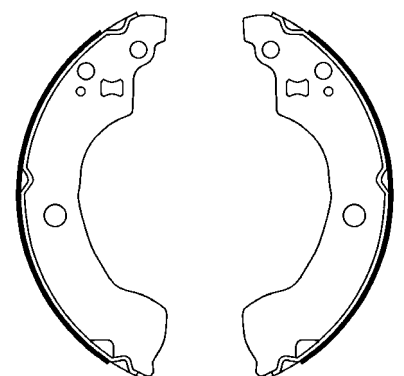


254 x 39

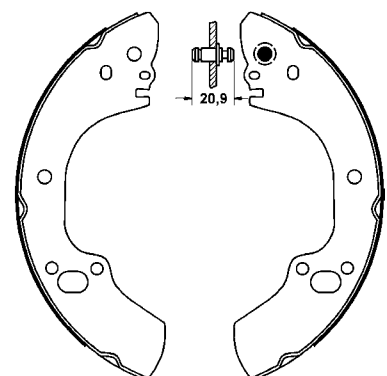


167 x 35

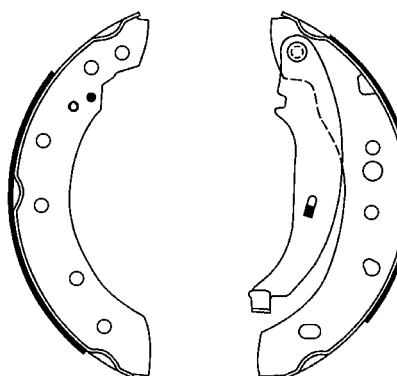
03.0137-0443.2 650443 03.0137-0445.2 650445 03.0137-0446.2 650446



203 x 37

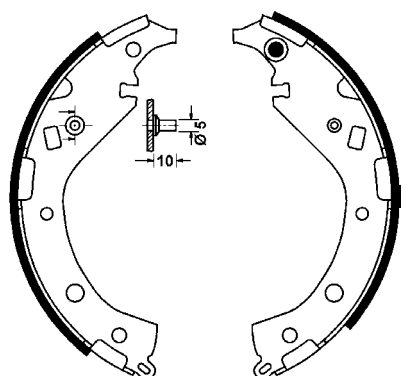


294 x 47

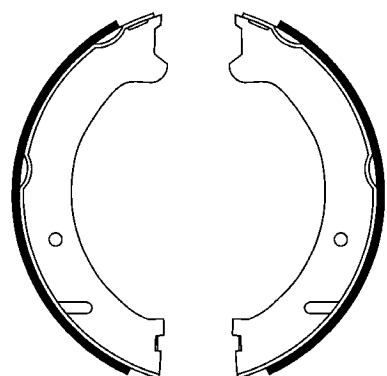


203 x 39

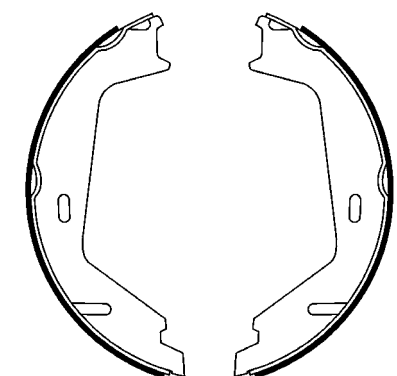
03.0137-0448.2 650448 03.0137-0449.2 650449 03.0137-0450.2 650450



228 x 42



178 x 25

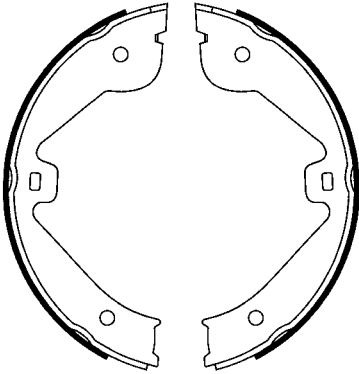


178 x 25

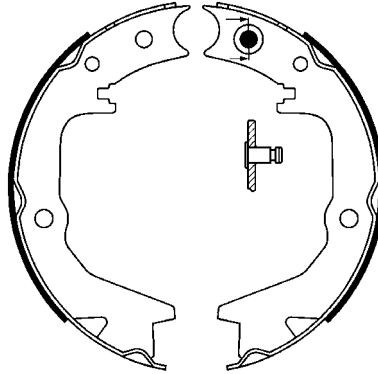
Abbildungen Trommelbremsbacken

Illustrations drum brake shoes

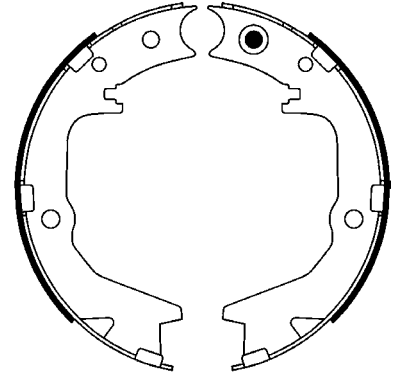
03.0137-0451.2 650451 03.0137-0452.2 650452 03.0137-0453.2 650453



210 x 30

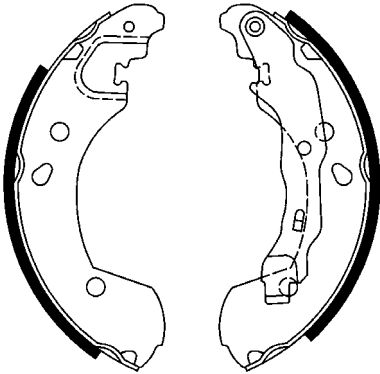


167 x 32

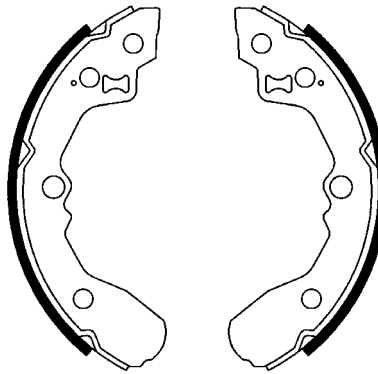


167 x 32

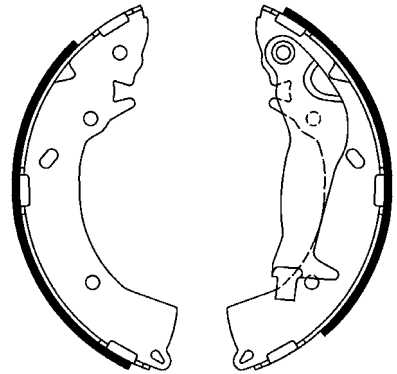
03.0137-0454.2 650454 03.0137-0455.2 650455 03.0137-0456.2 650456



203 x 38

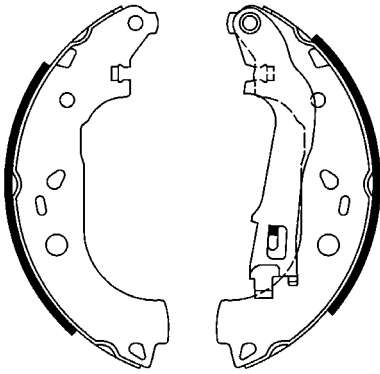


200 x 31

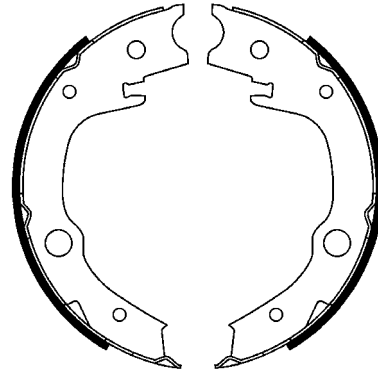


203 x 32

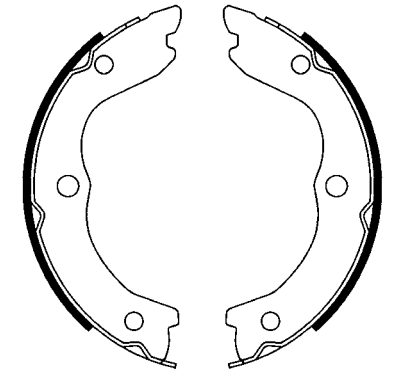
03.0137-0457.2 650457 03.0137-0459.2 650459 03.0137-0460.2 650460



228 x 42

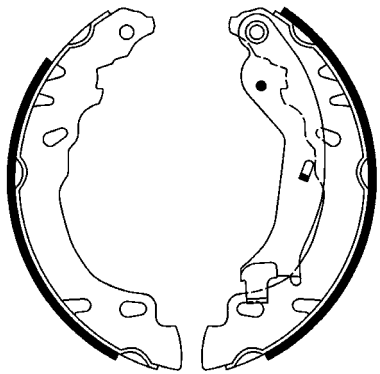


172 x 32

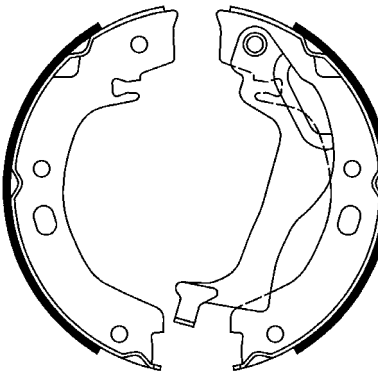


172 x 22

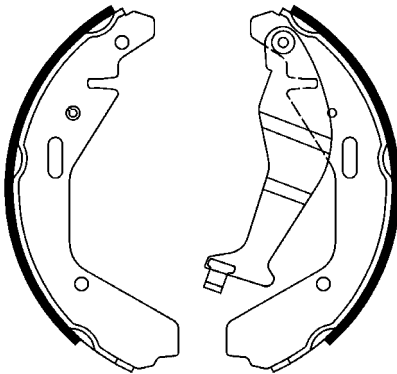
03.0137-0462.2 650462 03.0137-0464.2 650464 03.0137-0465.2 650465



180 x 32



172 x 22

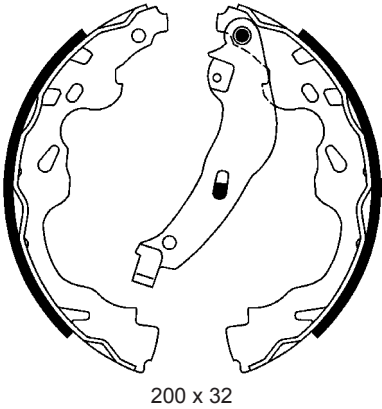


200 x 29

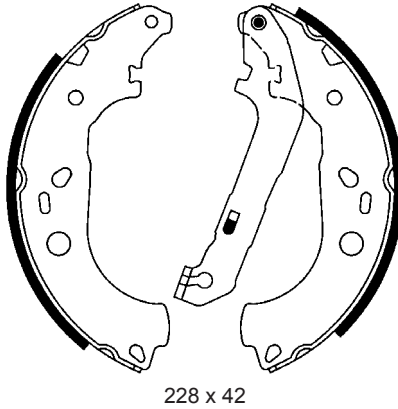
Abbildungen Trommelbremsbacken

Illustrations drum brake shoes

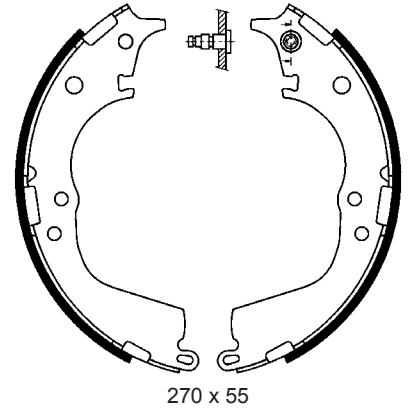
03.0137-0466.2 650466 03.0137-0467.2 650467 03.0137-0468.2 650468



200 x 32

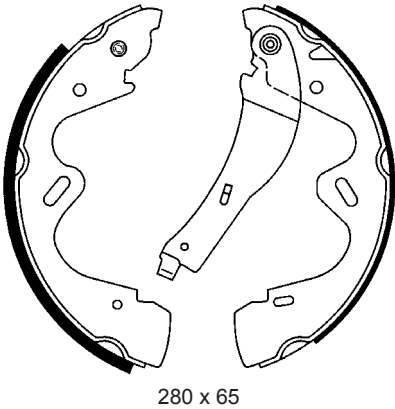


228 x 42

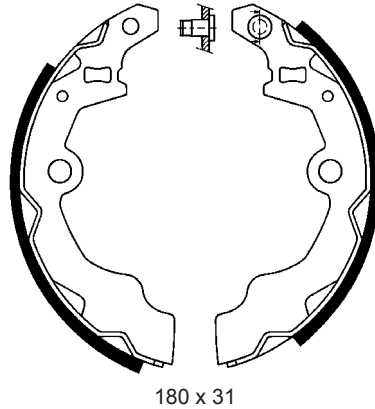


270 x 55

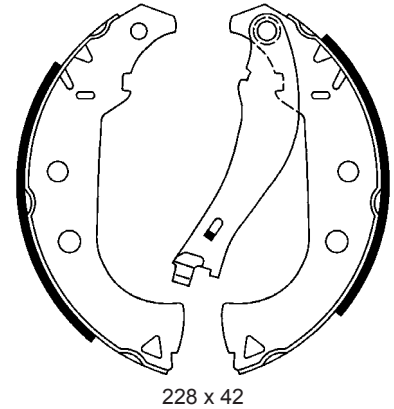
03.0137-0469.2 650469 03.0137-0470.2 650470 03.0137-0471.2 650471



280 x 65

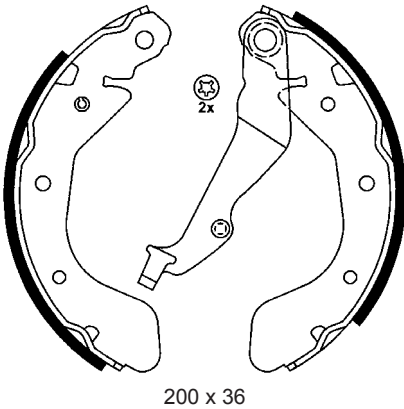


180 x 31

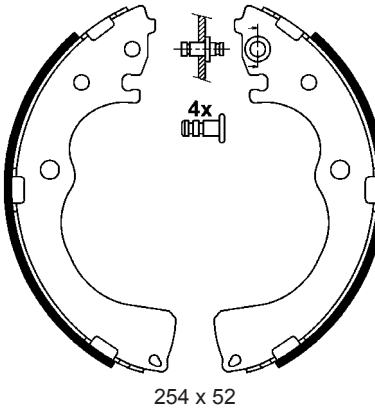


228 x 42

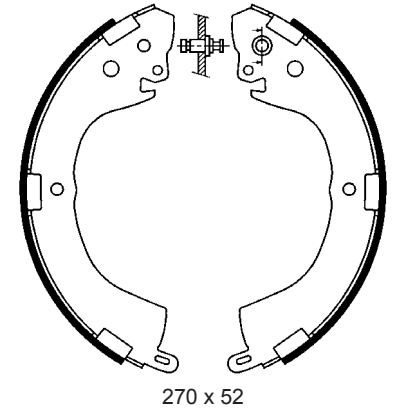
03.0137-0472.2 650472 03.0137-0473.2 650473 03.0137-0474.2 650474



200 x 36

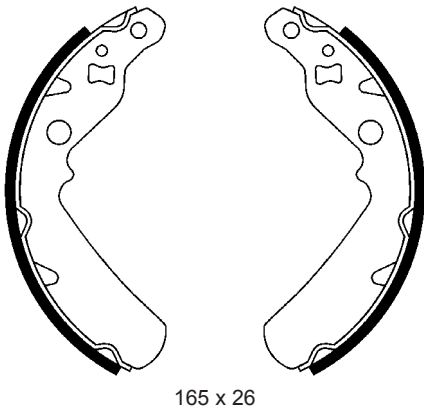


254 x 52

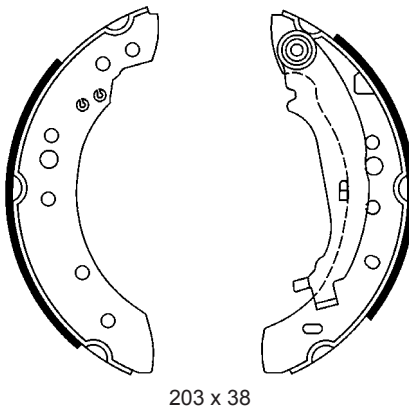


270 x 52

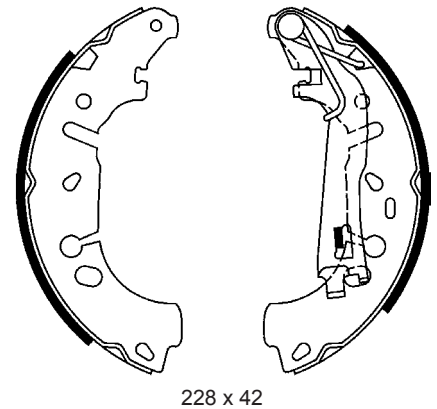
03.0137-0475.2 650475 03.0137-0477.2 650477 03.0137-0478.2 650478



165 x 26



203 x 38

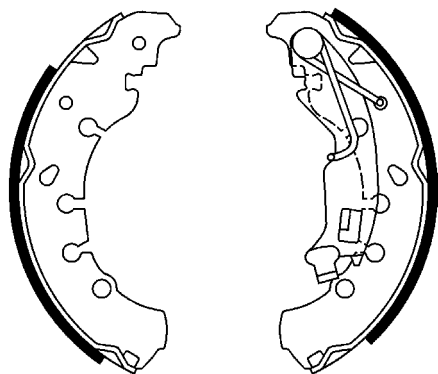


228 x 42

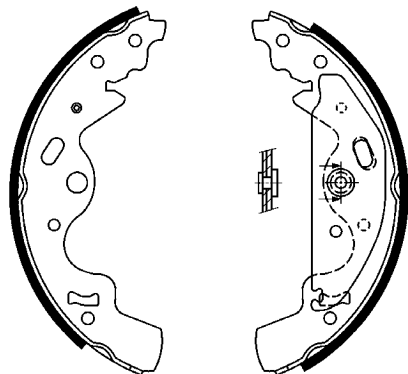
Abbildungen Trommelbremsbacken

Illustrations drum brake shoes

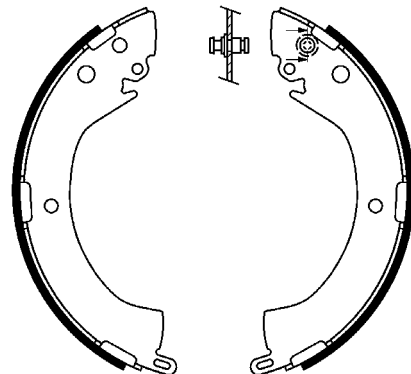
03.0137-0479.2 650479 03.0137-0480.2 650480 03.0137-0482.2 650482



203 x 38

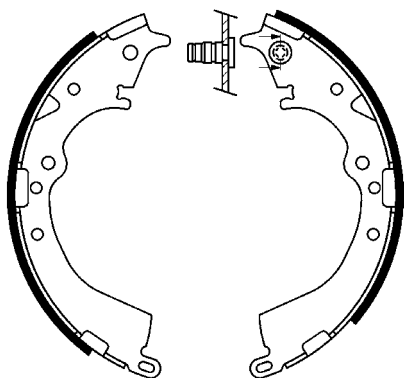


254 x 45

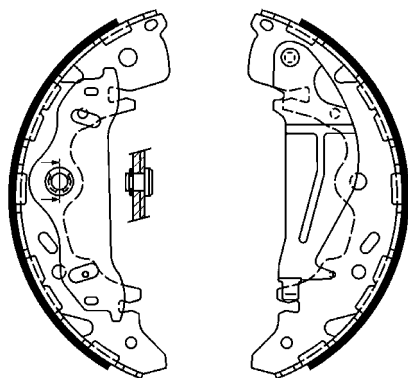


254 x 52

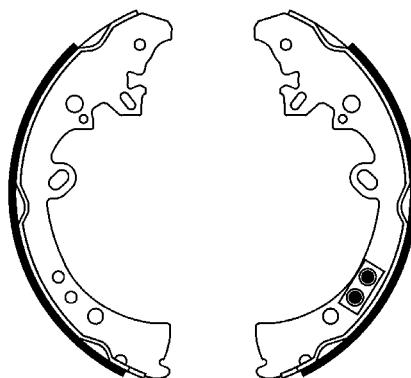
03.0137-0483.2 650483 03.0137-0484.2 650484 03.0137-0485.2 650485



254 x 51

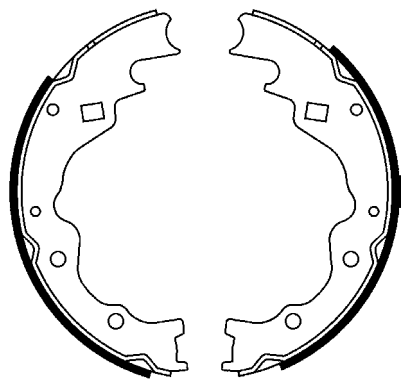


295 x 53

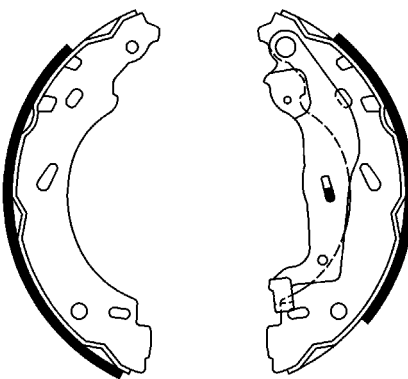


295 x 62

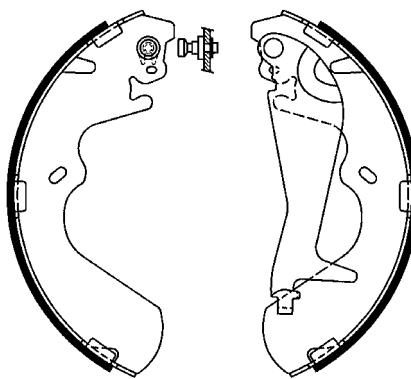
03.0137-0486.2 650486 03.0137-0487.2 650487 03.0137-0488.2 650488



260 x 51

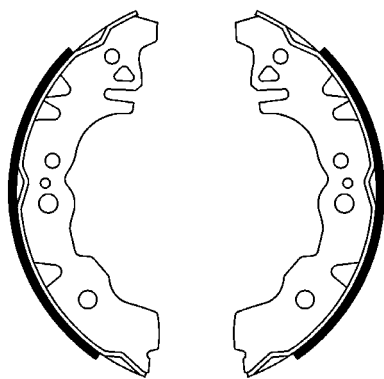


203 x 32

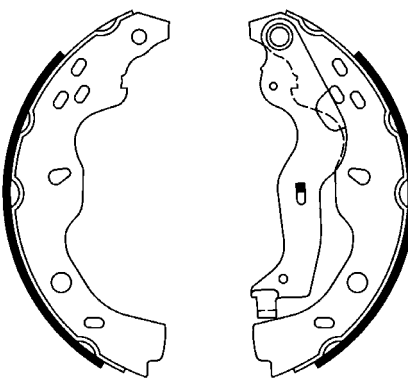


270 x 53

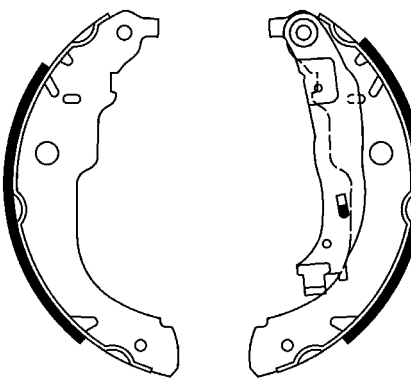
03.0137-0489.2 650489 03.0137-0490.2 650490 03.0137-0491.2 650491



180 x 28



220 x 35

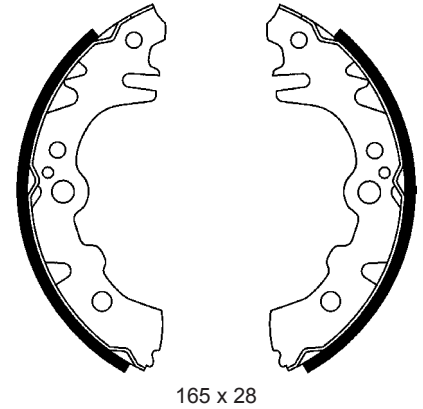
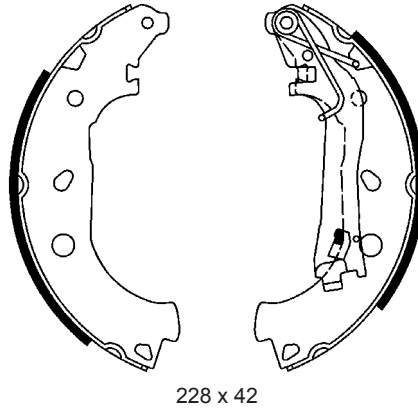
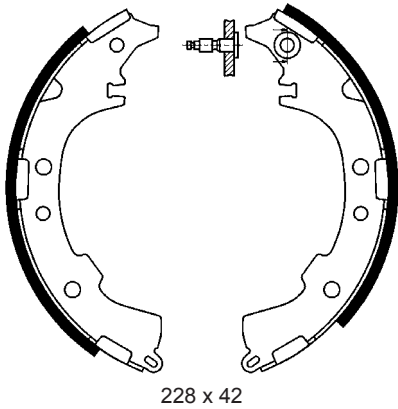


228 x 42

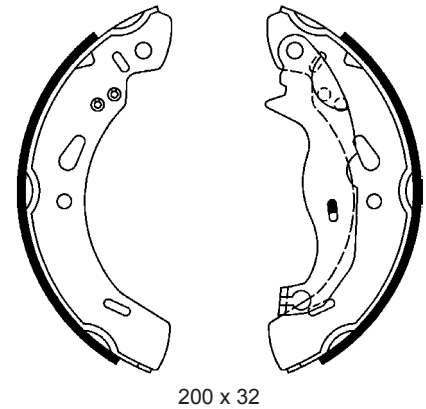
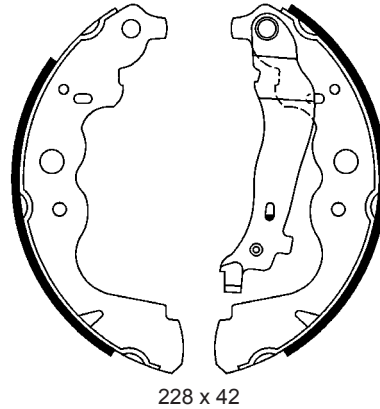
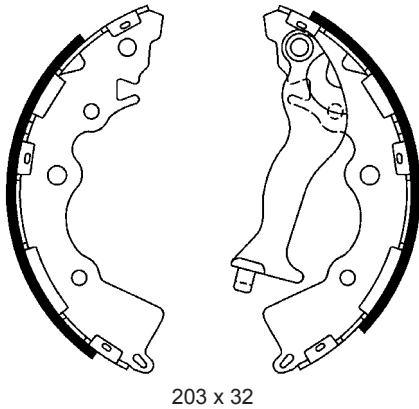
Abbildungen Trommelbremsbacken

Illustrations drum brake shoes

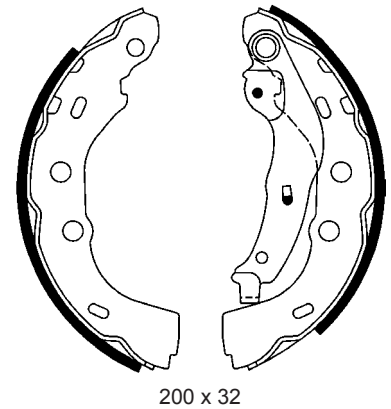
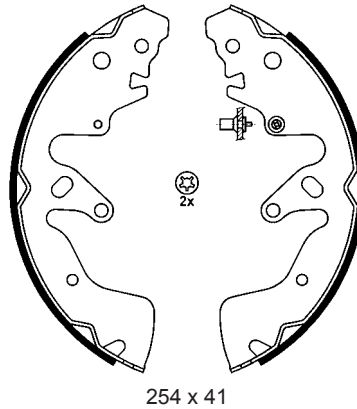
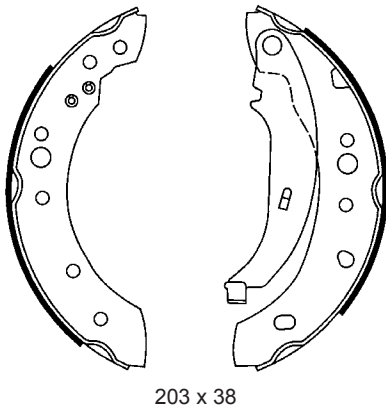
03.0137-0492.2 650492 03.0137-0493.2 650493 03.0137-0494.2 650494



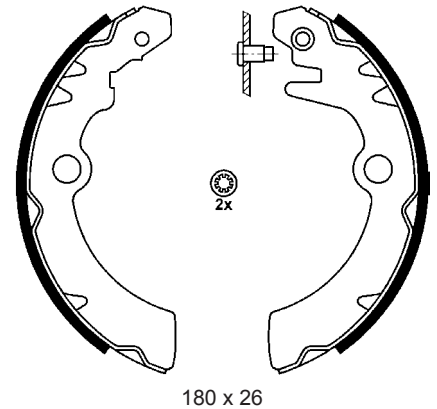
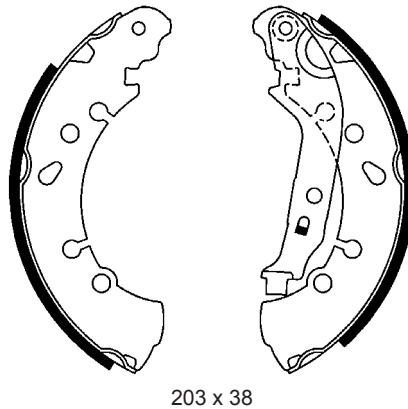
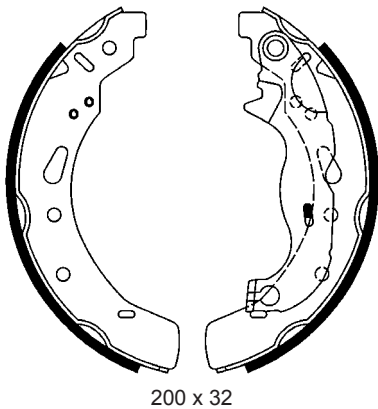
03.0137-0495.2 650495 03.0137-0496.2 650496 03.0137-0497.2 650497



03.0137-0498.2 650498 03.0137-0499.2 650499 03.0137-0500.2 650500



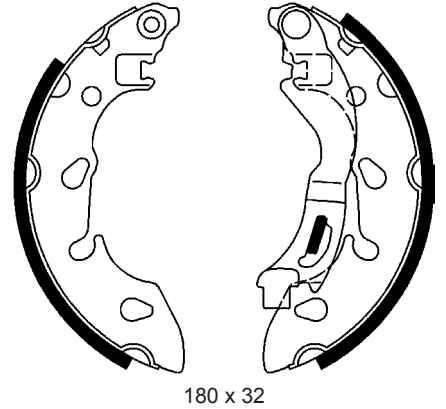
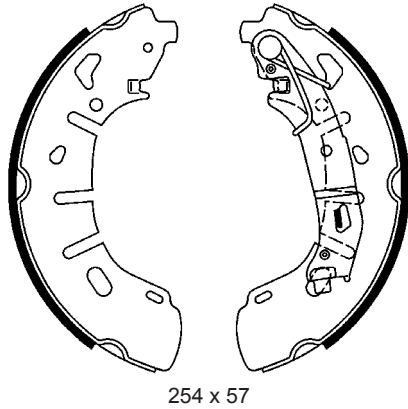
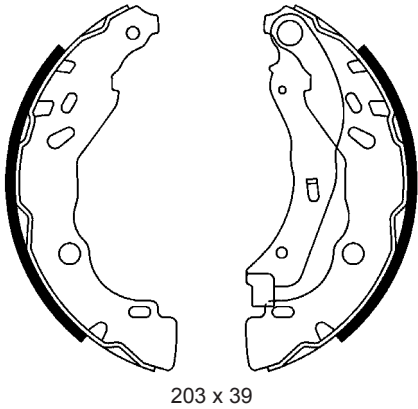
03.0137-0501.2 650501 03.0137-0502.2 650502 03.0137-0503.2 650503



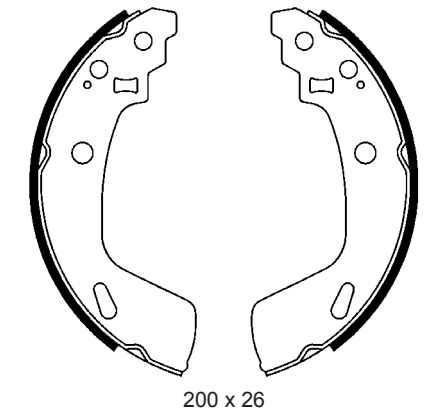
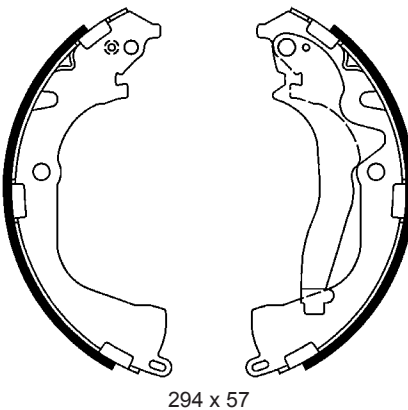
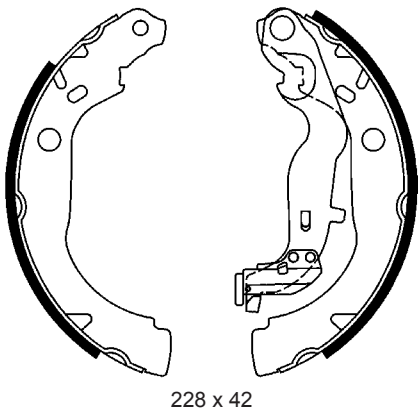
Abbildungen Trommelbremsbacken

Illustrations drum brake shoes

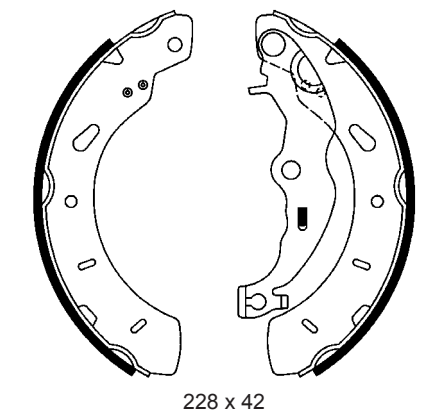
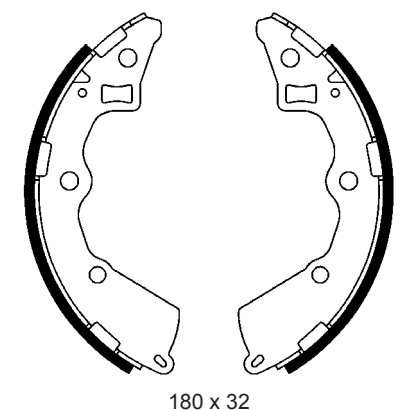
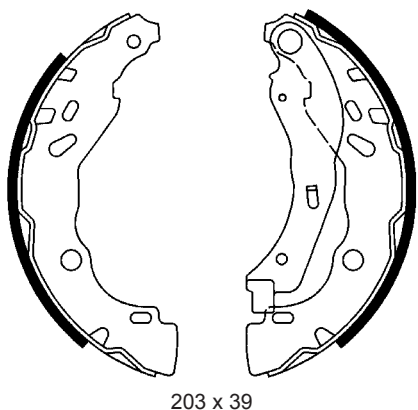
03.0137-0504.2 650504 03.0137-0505.2 650505 03.0137-0506.2 650506



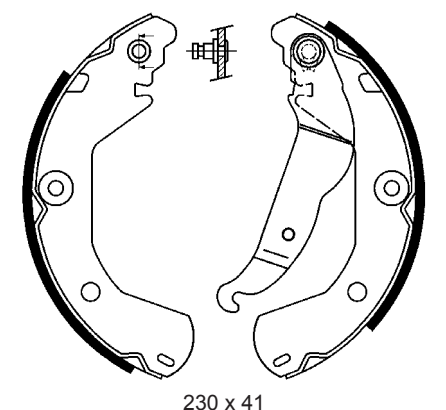
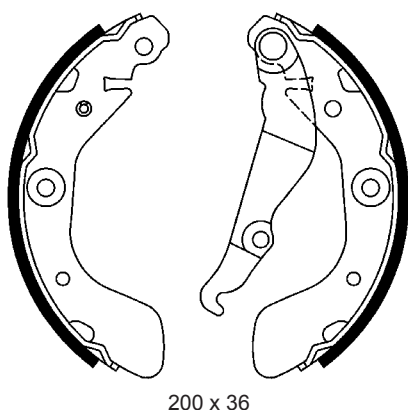
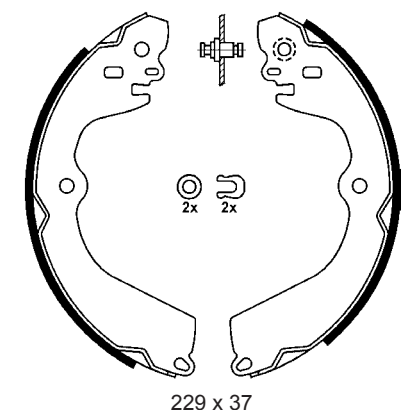
03.0137-0507.2 650507 03.0137-0508.2 650508 03.0137-0509.2 650509



03.0137-0510.2 650510 03.0137-0511.2 650511 03.0137-0512.2 650512



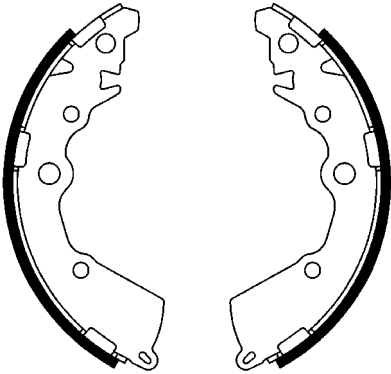
03.0137-0513.2 650513 03.0137-0514.2 650514 03.0137-0515.2 650515



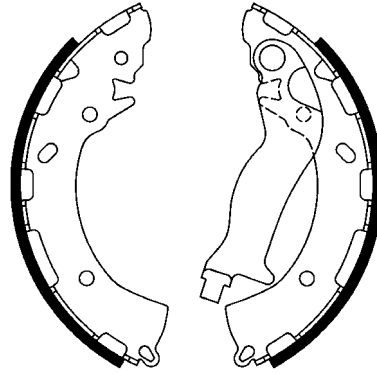
Abbildungen Trommelbremsbacken

Illustrations drum brake shoes

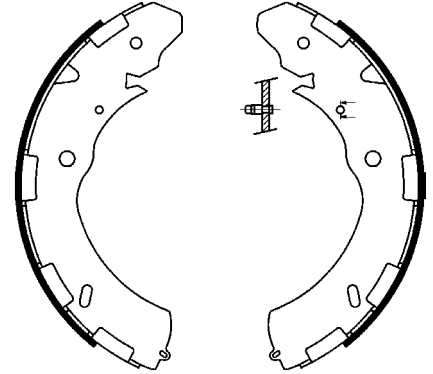
03.0137-0516.2 650516 03.0137-0517.2 650517 03.0137-0518.2 650518



180 x 27

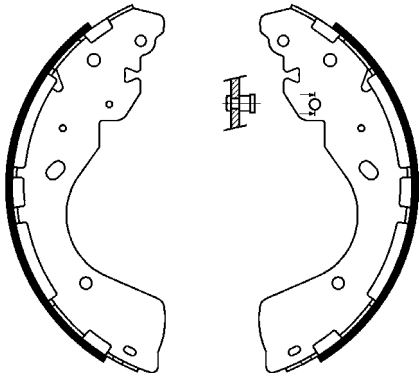


203 x 31

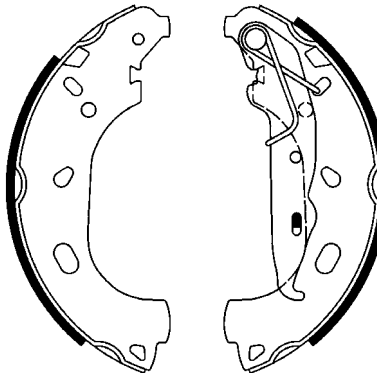


295 x 51

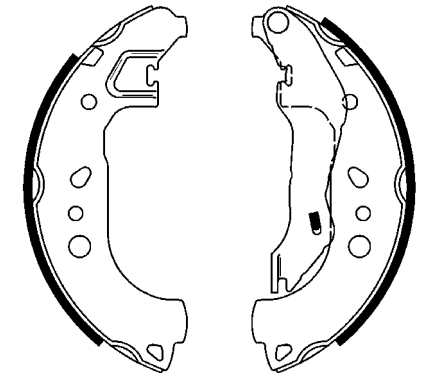
03.0137-0519.2 650519 03.0137-0520.2 650520 03.0137-0521.2 650521



294 x 56

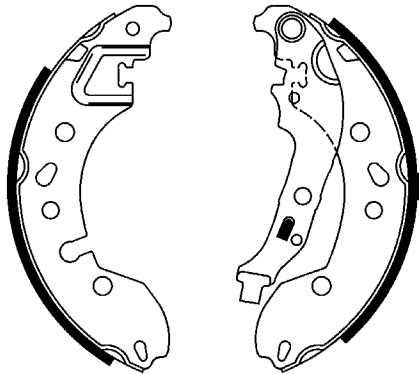


230 x 43

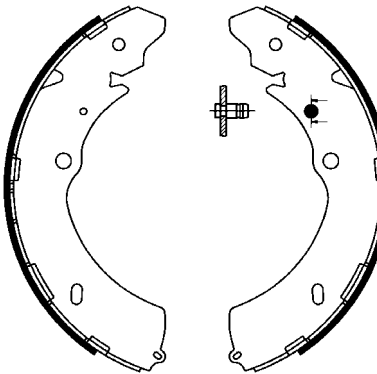


228 x 33

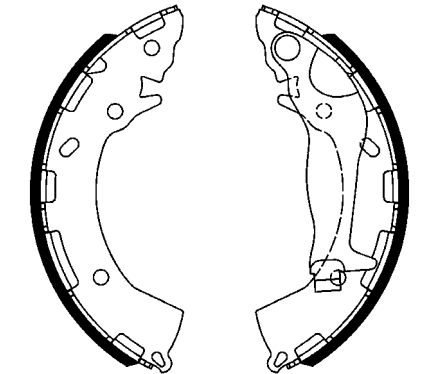
03.0137-0522.2 650522 03.0137-0523.2 650523 03.0137-0524.2 650524



203 x 38

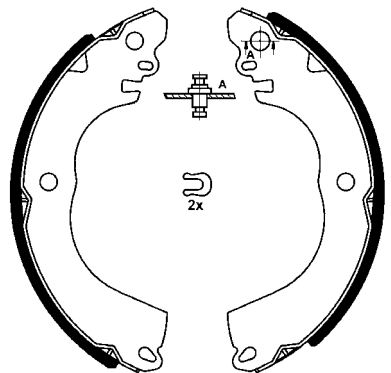


295 x 46

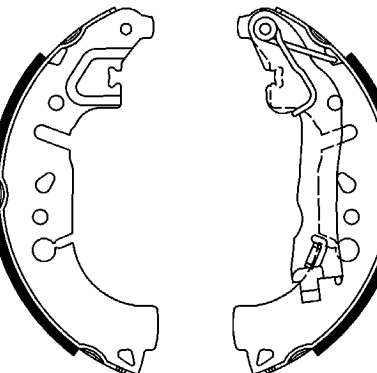


203 x 31

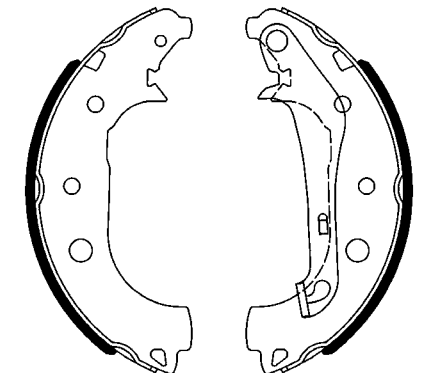
03.0137-0525.2 650525 03.0137-0526.2 650526 03.0137-0527.2 650527



203 x 32



229 x 43

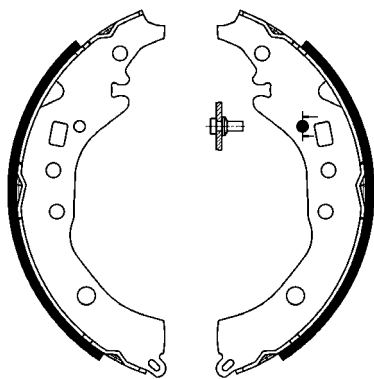


228 x 43

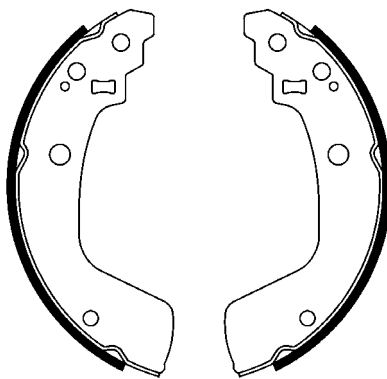
Abbildungen Trommelbremsbacken

Illustrations drum brake shoes

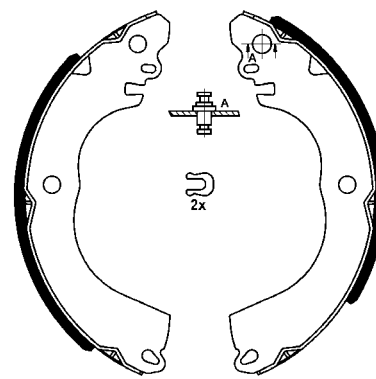
03.0137-0528.2 650528 03.0137-0529.2 650526 03.0137-0530.2 650530



228 x 37

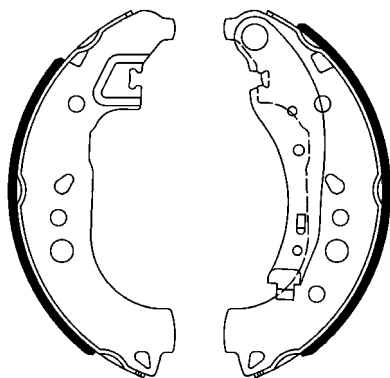


200 x 32

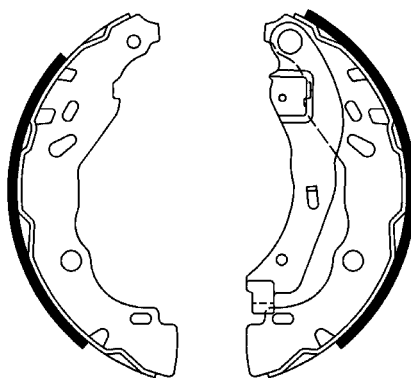


203 x 32

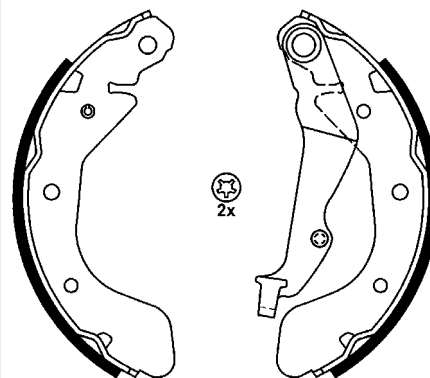
03.0137-0531.2 650531 03.0137-0532.2 650532 03.0137-0533.2 650533



228 x 42

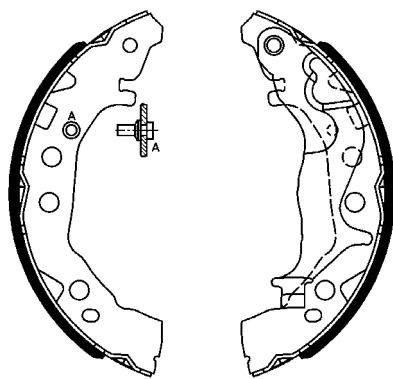


203 x 39

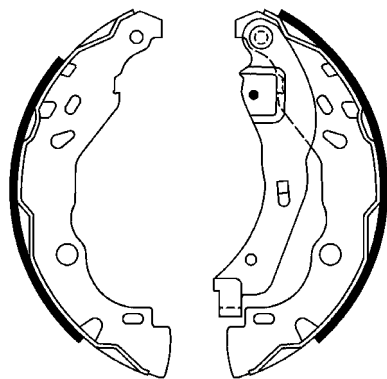


200 x 36

03.0137-0534.2 650534 03.0137-0536.2 650536



180 x 28



203 x 39






EN Illustration drum brake shoes installation kits

2020




Abbildungen Trommelbremsbacken

Illustrations drum brake shoes

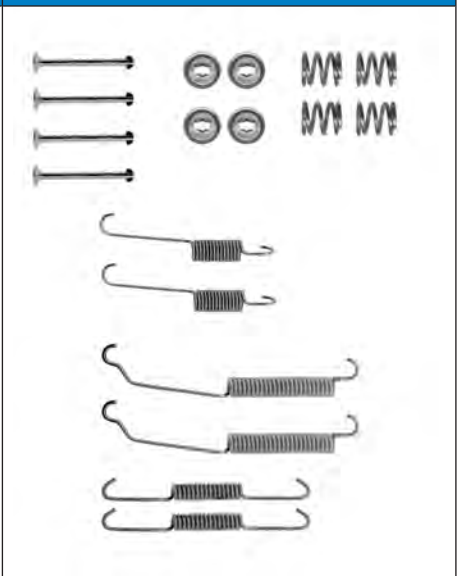
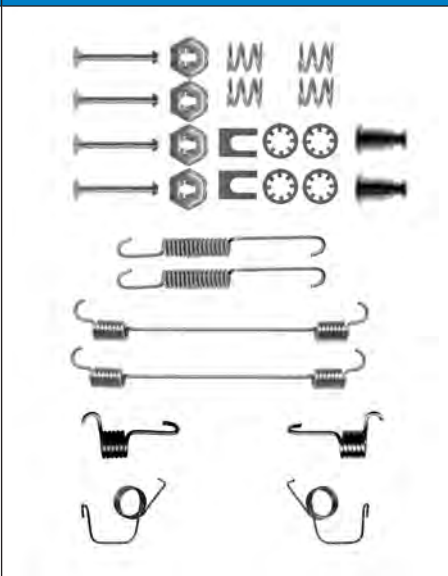

03.0137-9008.2 669008 **03.0137-9013.2 669013** **03.0137-9020.2 669020**



03.0137-9021.2 669021 **03.0137-9027.2 669027** **03.0137-9044.2 669044**



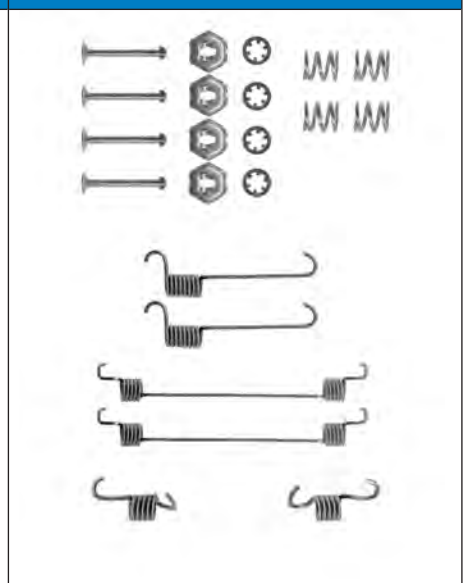


03.0137-9053.2 669053 **03.0137-9055.2 669055** **03.0137-9056.2 669056**



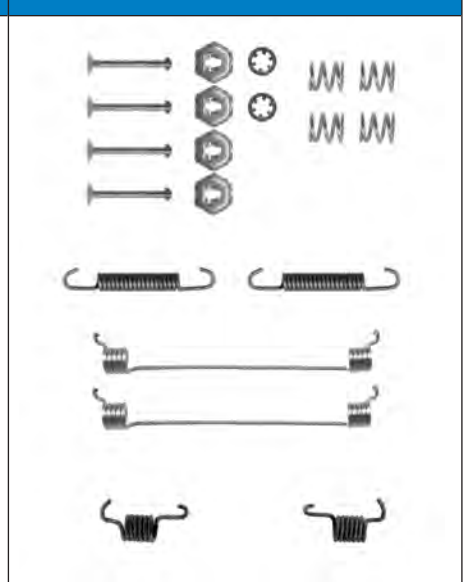

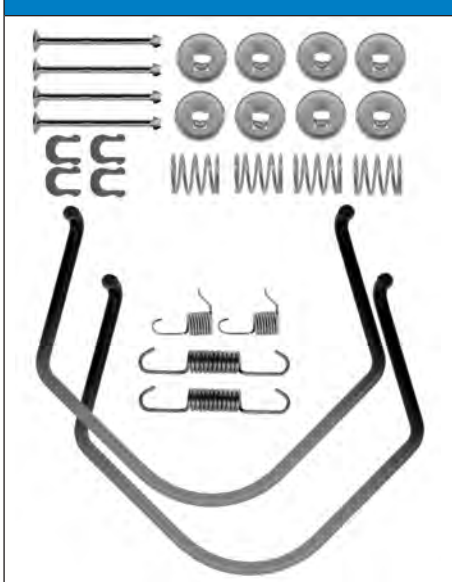
Abbildungen Trommelbremsbacken Einbausätze

Illustration drum brake shoes installation kits




03.0137-9062.2 669062 03.0137-9065.2 669065 03.0137-9079.2 669079



03.0137-9080.2 669080 03.0137-9081.2 669081 03.0137-9086.2 669086






03.0137-9088.2 669088 03.0137-9089.2 669089 03.0137-9092.2 669092





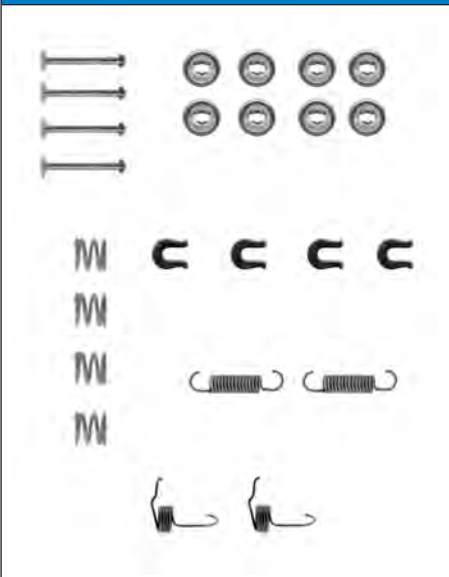
Abbildungen Trommelbremsbacken Einbausätze

Illustration drum brake shoes installation kits



03.0137-9096.2 669096 03.0137-9097.2 669097 03.0137-9105.2 669105



03.0137-9107.2 669107 03.0137-9112.2 669112 03.0137-9113.2 669113



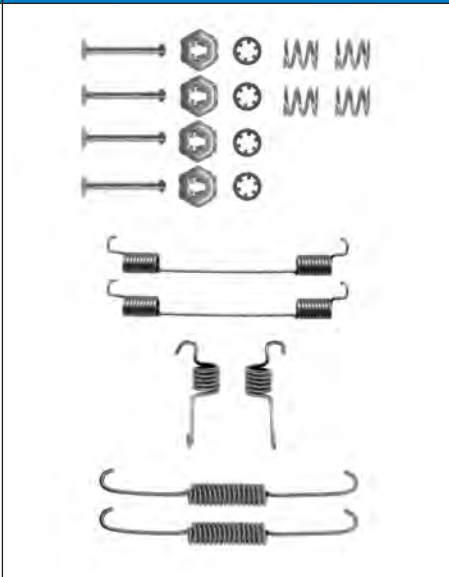


03.0137-9114.2 669114 03.0137-9115.2 669115 03.0137-9117.2 669117





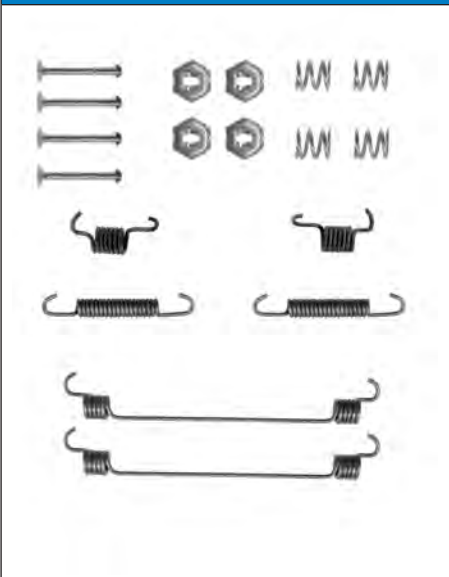
Abbildungen Trommelbremsbacken Einbausätze

Illustration drum brake shoes installation kits




03.0137-9118.2 669118 03.0137-9120.2 669120 03.0137-9121.2 669121



03.0137-9125.2 669125 03.0137-9126.2 669126 03.0137-9127.2 669127






03.0137-9128.2 669128 03.0137-9131.2 669131 03.0137-9145.2 669145



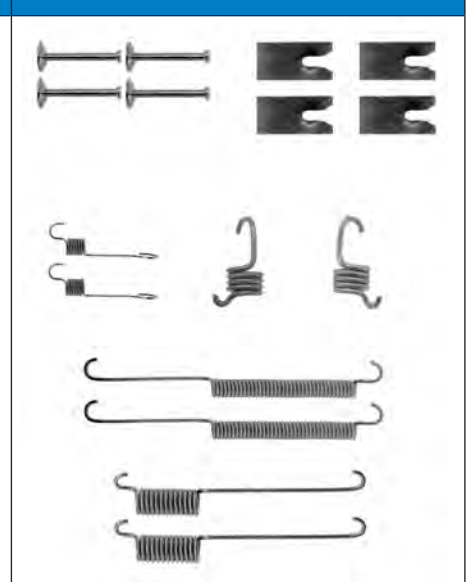


Abbildungen Trommelbremsbacken Einbausätze

Illustration drum brake shoes installation kits




03.0137-9147.2 669147 **03.0137-9148.2 669148** **03.0137-9149.2 669149**



03.0137-9151.2 669151 **03.0137-9152.2 669152** **03.0137-9153.2 669153**






03.0137-9155.2 669155 **03.0137-9156.2 669156** **03.0137-9158.2 669158**






Abbildungen Trommelbremsbacken Einbausätze

Illustration drum brake shoes installation kits




03.0137-9159.2 669159 **03.0137-9164.2 669164** **03.0137-9165.2 669165**



03.0137-9166.2 669166 **03.0137-9167.2 669167** **03.0137-9168.2 669168**



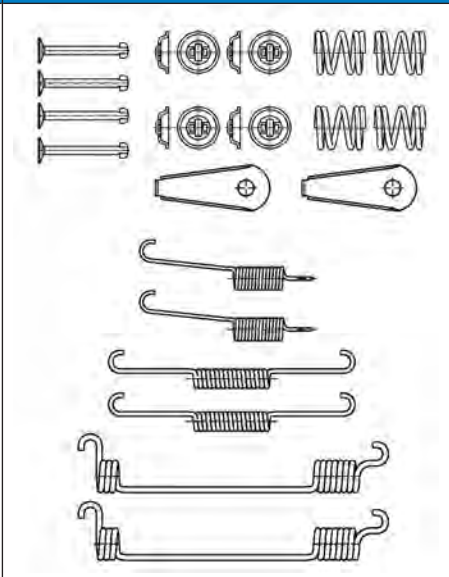


03.0137-9169.2 669169 **03.0137-9175.2 669175** **03.0137-9176.2 669176**





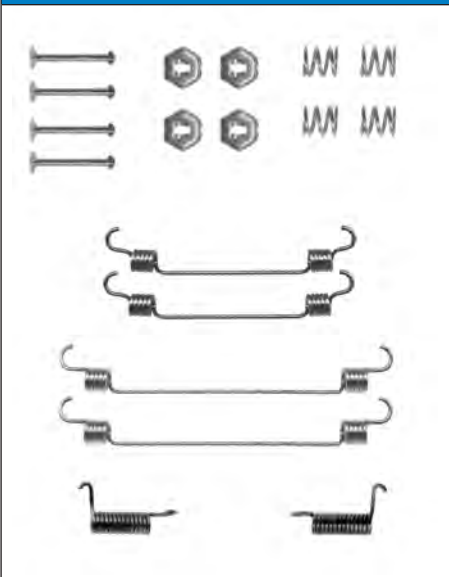
Abbildungen Trommelbremsbacken Einbausätze

Illustration drum brake shoes installation kits

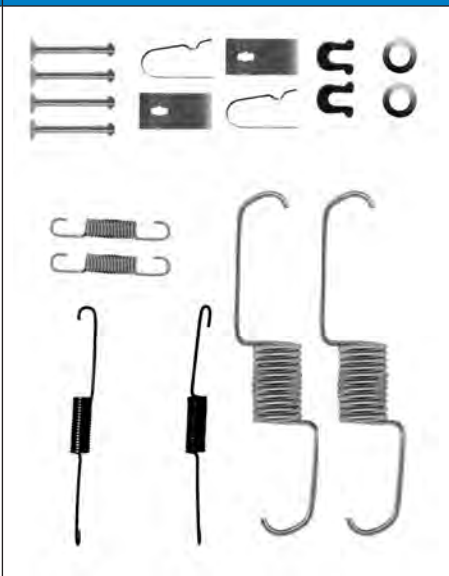

03.0137-9177.2 669177 03.0137-9179.2 669179 03.0137-9180.2 669180



03.0137-9181.2 669181 03.0137-9182.2 669182 03.0137-9184.2 669184






03.0137-9186.2 669186 03.0137-9188.2 669188 03.0137-9190.2 669190




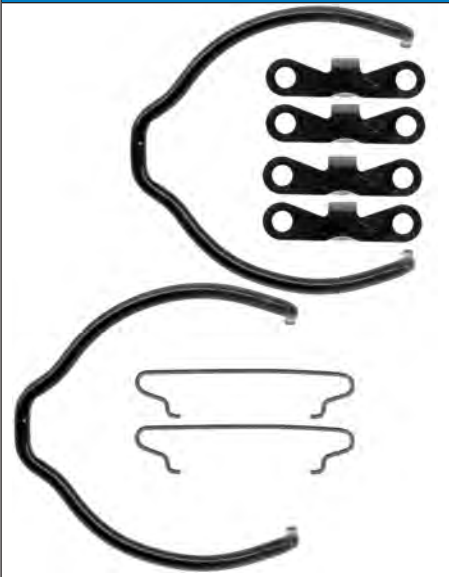
Abbildungen Trommelbremsbacken Einbausätze

Illustration drum brake shoes installation kits




03.0137-9192.2 669192 03.0137-9193.2 669193 03.0137-9194.2 669194



03.0137-9199.2 669199 03.0137-9200.2 669200 03.0137-9205.2 669205






03.0137-9206.2 669206 03.0137-9208.2 669208 03.0137-9211.2 669211






Abbildungen Trommelbremsbacken Einbausätze

Illustration drum brake shoes installation kits

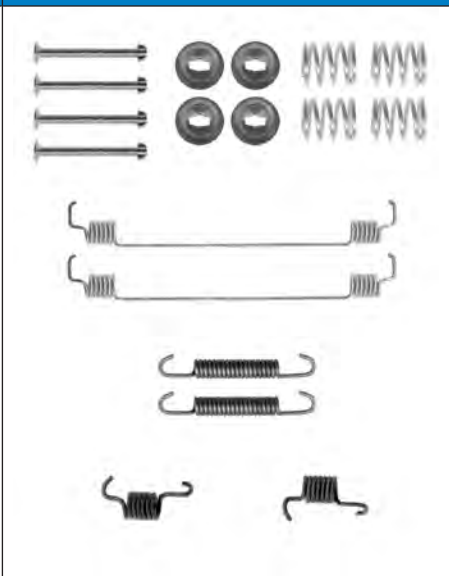

03.0137-9215.2 669215 **03.0137-9216.2 669216** **03.0137-9217.2 669217**



03.0137-9219.2 669219 **03.0137-9220.2 669220** **03.0137-9221.2 669221**






03.0137-9228.2 669228 **03.0137-9232.2 669232** **03.0137-9233.2 669233**



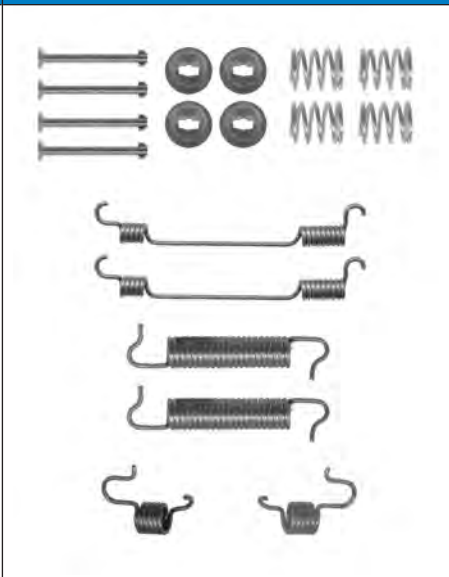


Abbildungen Trommelbremsbacken Einbausätze

Illustration drum brake shoes installation kits

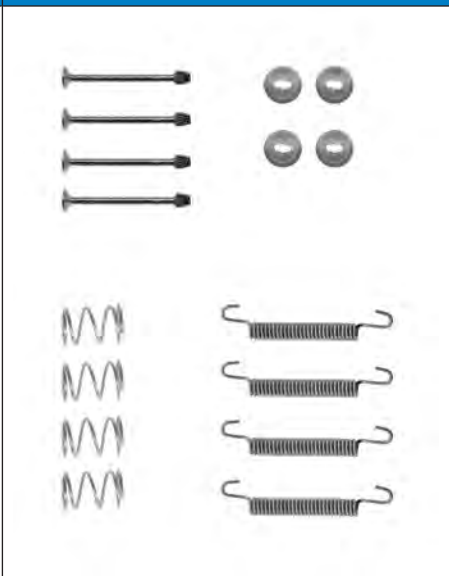


03.0137-9234.2 669234 03.0137-9235.2 669235 03.0137-9236.2 669236



03.0137-9237.2 669237 03.0137-9239.2 669239 03.0137-9240.2 669240



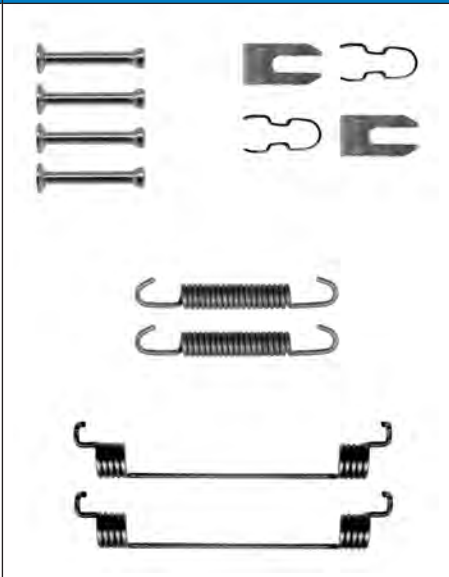

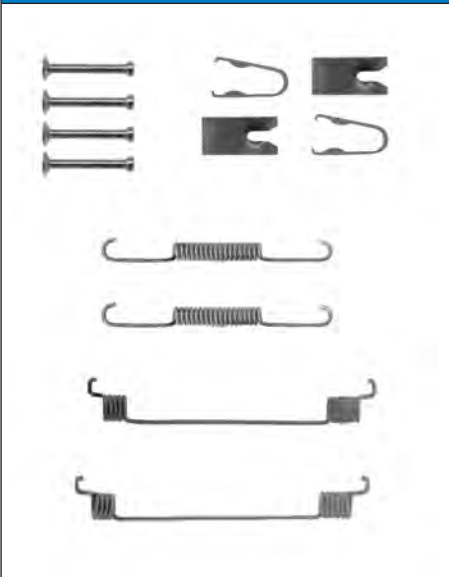
03.0137-9241.2 669241 03.0137-9242.2 669242 03.0137-9243.2 669243





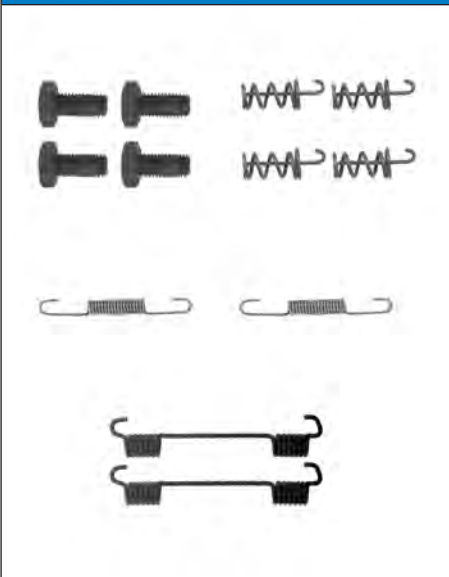
Abbildungen Trommelbremsbacken Einbausätze

Illustration drum brake shoes installation kits




03.0137-9244.2 669244 **03.0137-9245.2 669245** **03.0137-9247.2 669247**



03.0137-9248.2 669248 **03.0137-9249.2 669249** **03.0137-9251.2 669251**



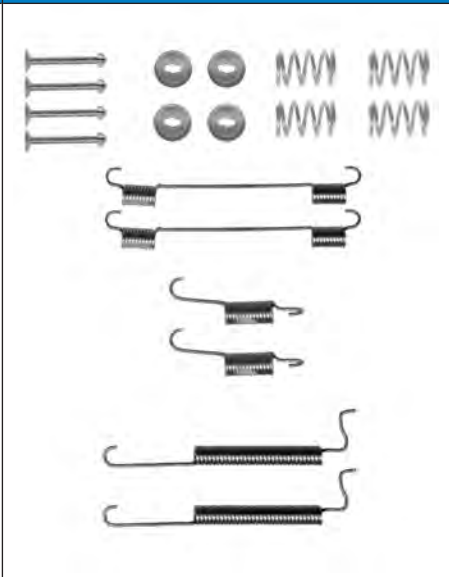

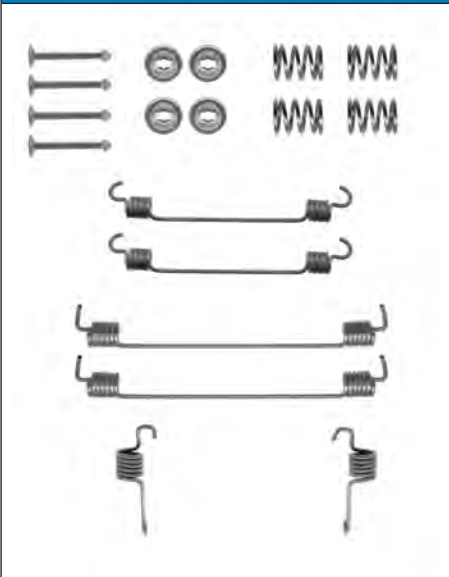
03.0137-9252.2 669252 **03.0137-9255.2 669255** **03.0137-9256.2 669256**



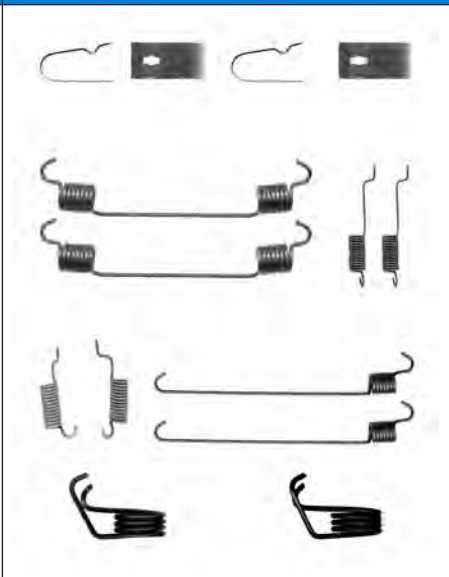


Abbildungen Trommelbremsbacken Einbausätze

Illustration drum brake shoes installation kits

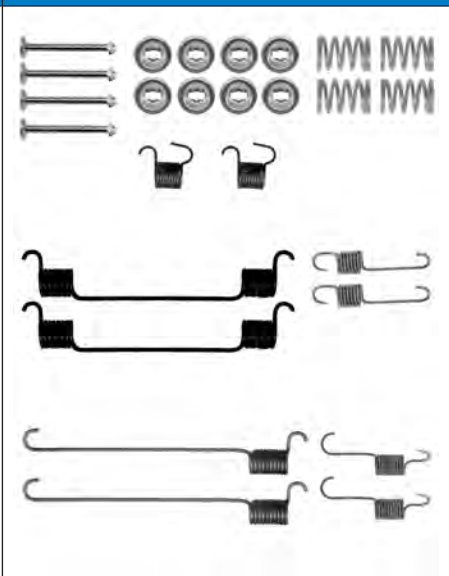


03.0137-9257.2 669257 03.0137-9259.2 669259 03.0137-9260.2 669260



03.0137-9261.2 669261 03.0137-9262.2 669262 03.0137-9263.2 669263



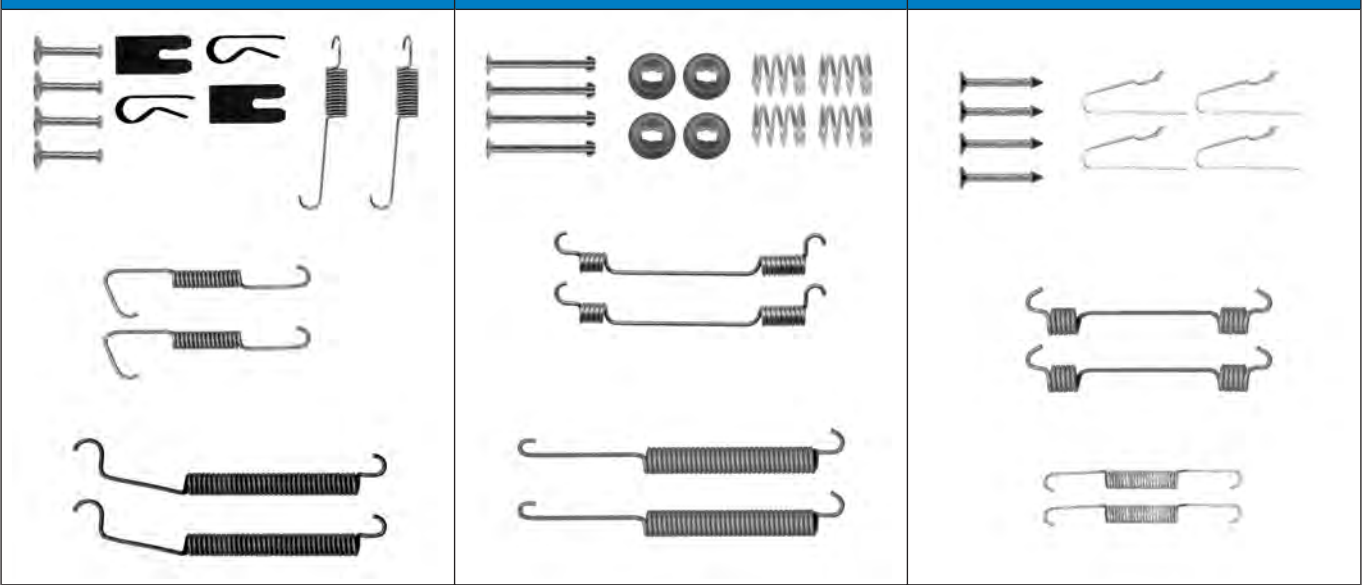
03.0137-9264.2 669264 03.0137-9265.2 669265 03.0137-9266.2 669266



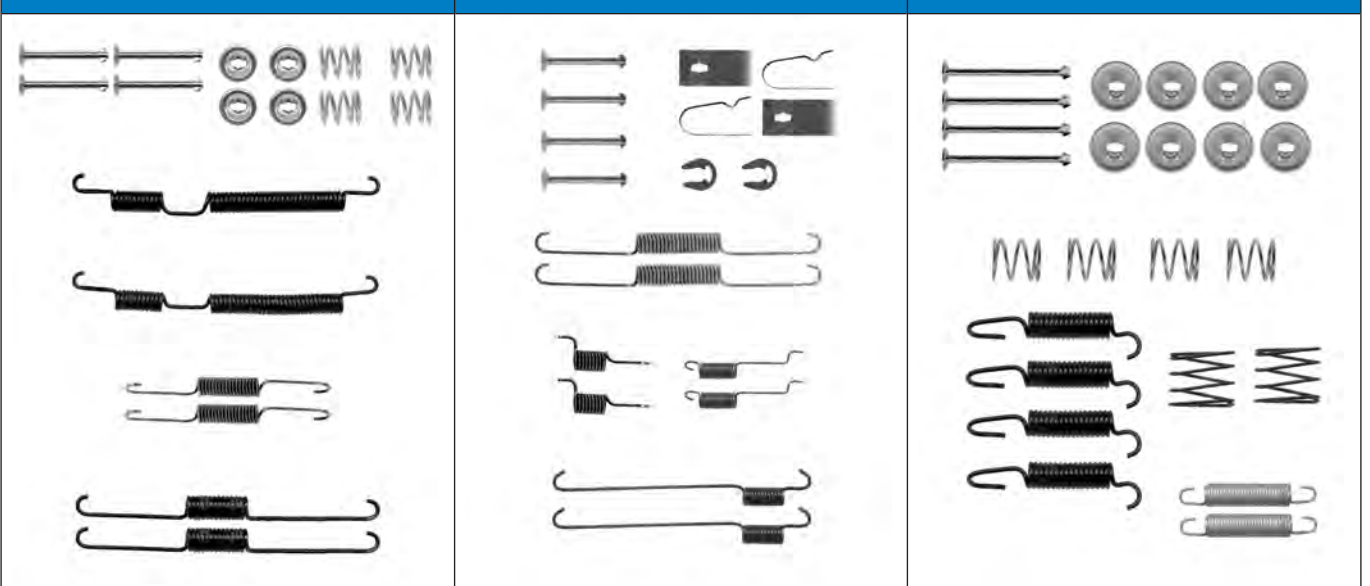
Abbildungen Trommelbremsbacken Einbausätze

Illustration drum brake shoes installation kits

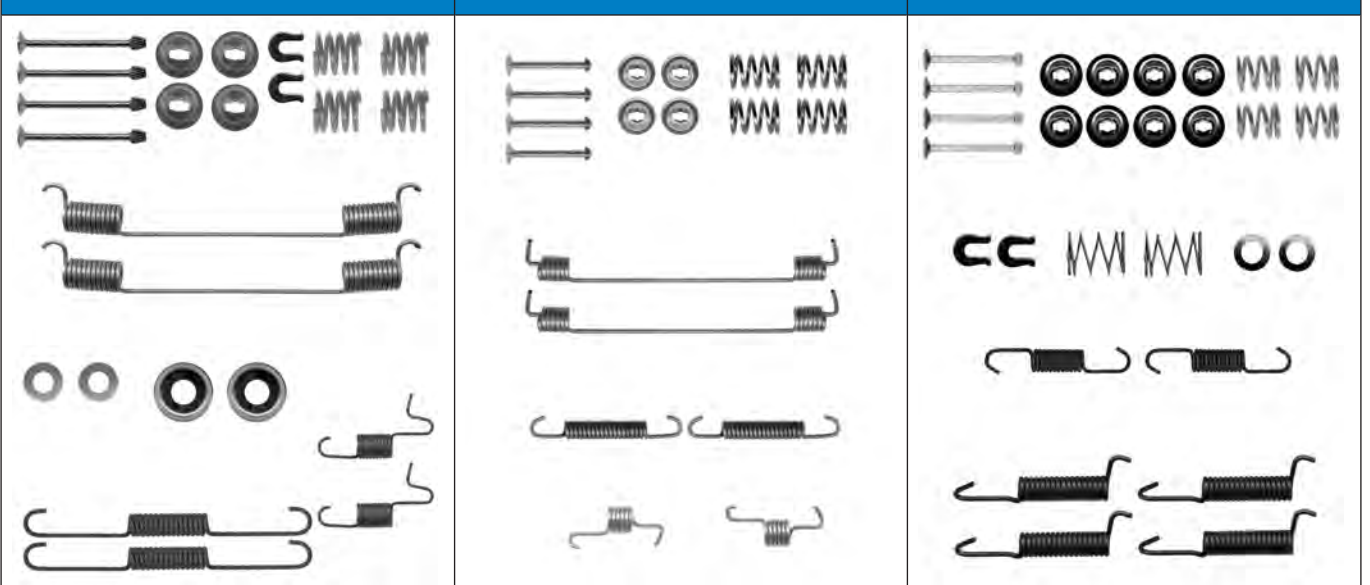
03.0137-9267.2 669267 03.0137-9268.2 669268 03.0137-9269.2 669269



03.0137-9270.2 669270 03.0137-9271.2 669271 03.0137-9272.2 669272






03.0137-9273.2 669273 03.0137-9274.2 669274 03.0137-9275.2 669275



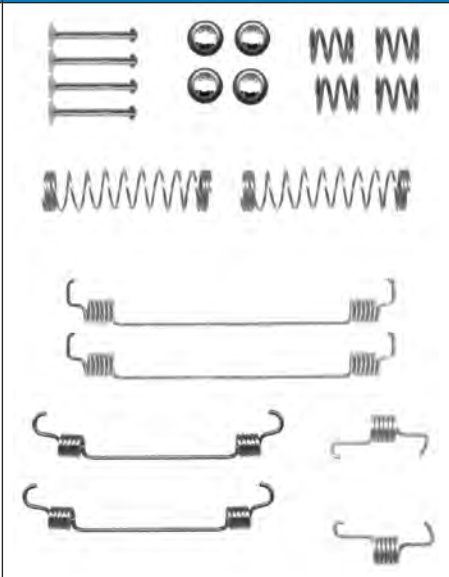


Abbildungen Trommelbremsbacken Einbausätze

Illustration drum brake shoes installation kits




03.0137-9276.2 669276 03.0137-9277.2 669277 03.0137-9278.2 669278



03.0137-9279.2 669279 03.0137-9280.2 669280 03.0137-9281.2 669281



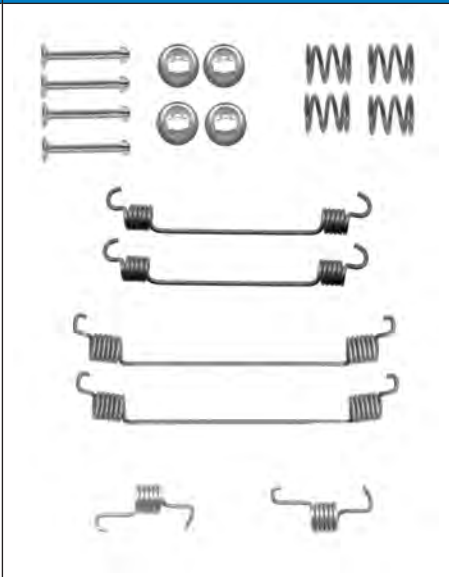
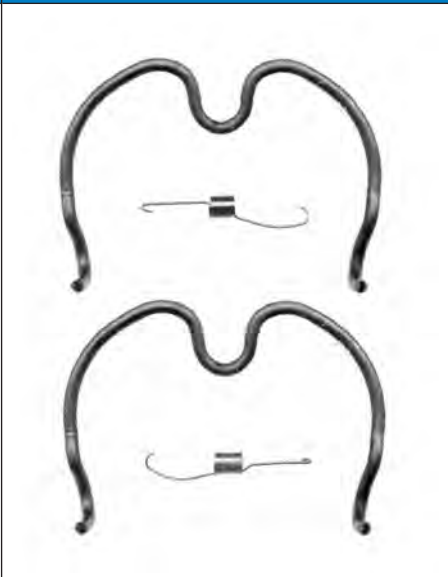

03.0137-9282.2 669282 03.0137-9283.2 669283 03.0137-9284.2 669284





Abbildungen Trommelbremsbacken Einbausätze

Illustration drum brake shoes installation kits



03.0137-9285.2 669285 **03.0137-9286.2 669286** **03.0137-9287.2 669287**



03.0137-9288.2 669288 **03.0137-9289.2 669289** **03.0137-9290.2 669290**





03.0137-9291.2 669291 **03.0137-9292.2 669292** **03.0137-9293.2 669293**



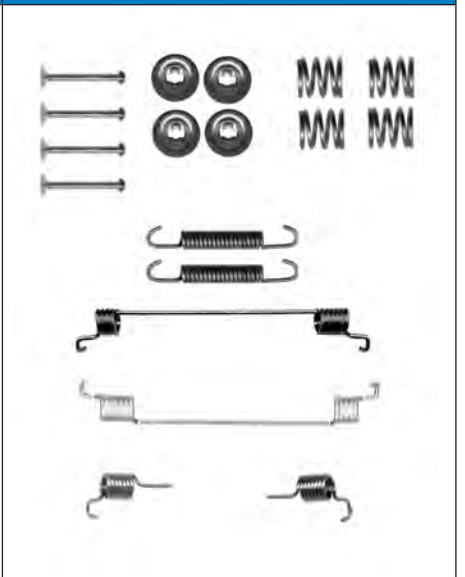
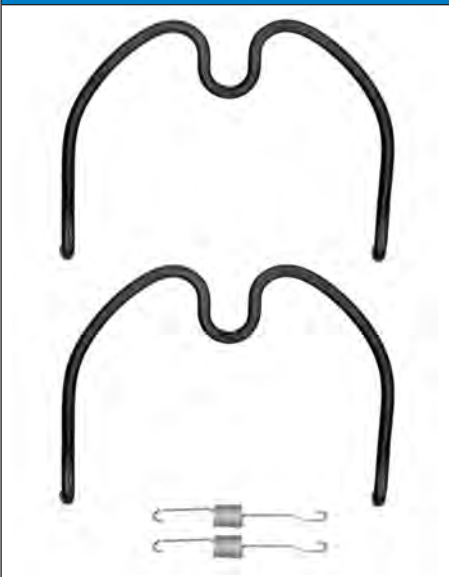
Abbildungen Trommelbremsbacken Einbausätze

Illustration drum brake shoes installation kits




03.0137-9294.2 669294 03.0137-9296.2 669296 03.0137-9297.2 669297



03.0137-9300.2 669300 03.0137-9301.2 669301 03.0137-9303.2 669303




03.0137-9304.2 669304 03.0137-9307.2 669307 03.0137-9308.2 669308



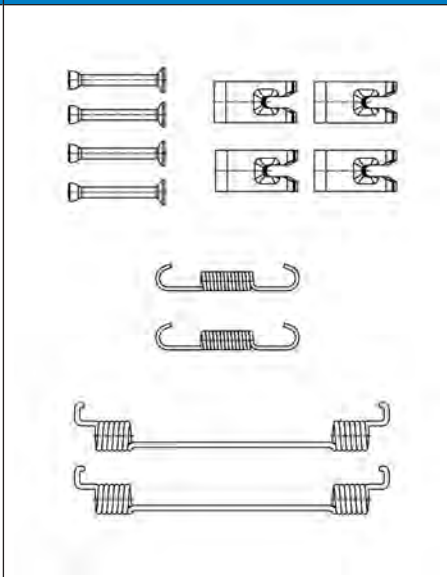

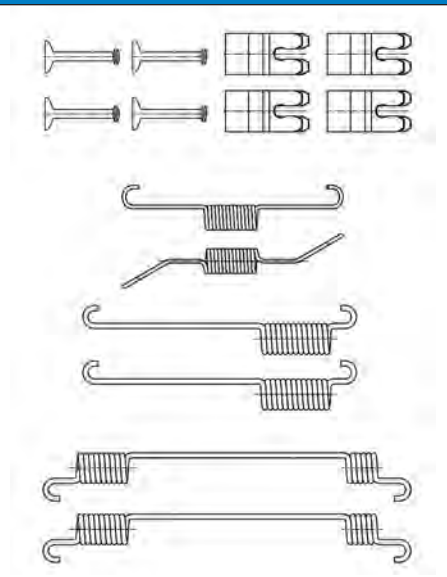
Abbildungen Trommelbremsbacken Einbausätze

Illustration drum brake shoes installation kits

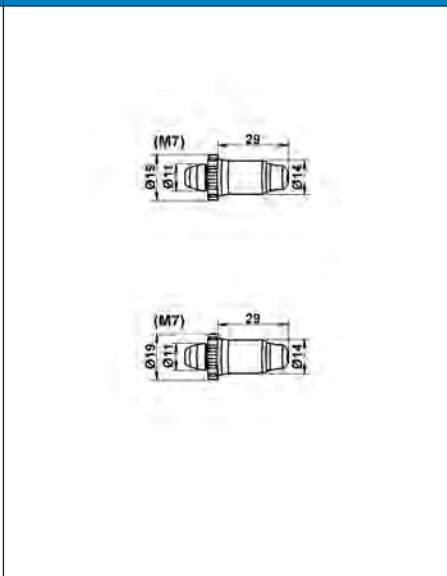
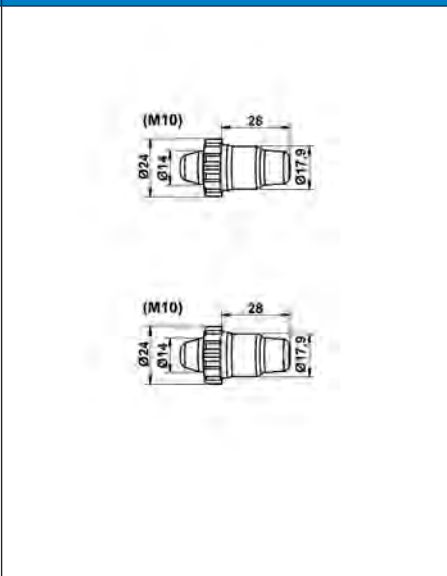
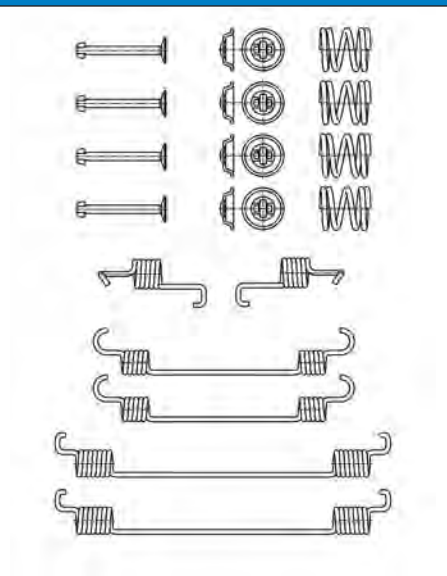
03.0137-9309.2 669309 03.0137-9310.2 669310 03.0137-9312.2 669312



03.0137-9313.2 669313 03.0137-9314.2 669314 03.0137-9317.2 669317



03.0137-9319.2 669319 03.0137-9700.2 669700 03.0137-9701.2 669701



Abbildungen Trommelbremsbacken Einbausätze

Illustration drum brake shoes installation kits

03.0137-9702.2

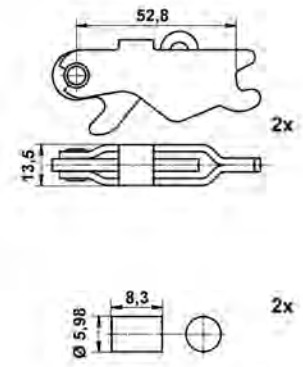

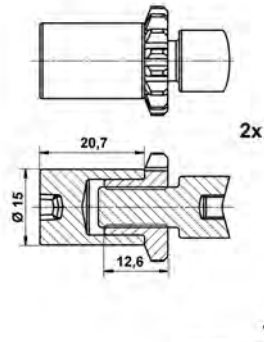
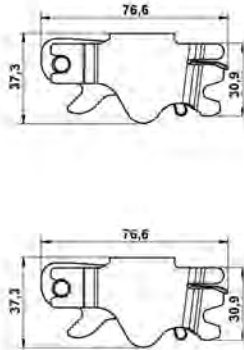
669702

03.0137-9703.2

669703

03.0137-9704.2

669704





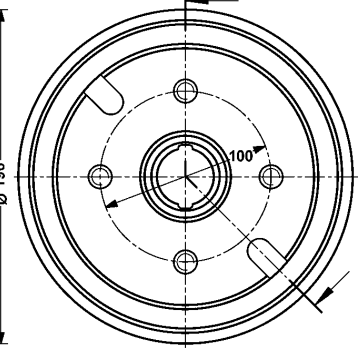
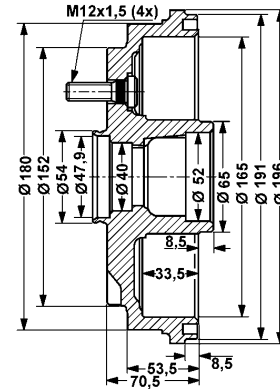
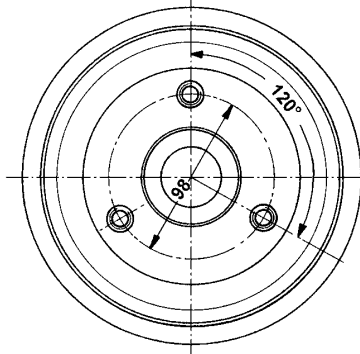
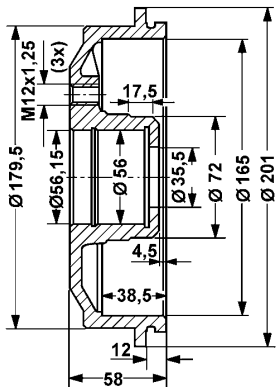
EN Illustrations brake drums

2020

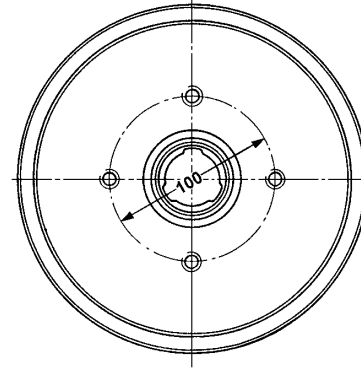
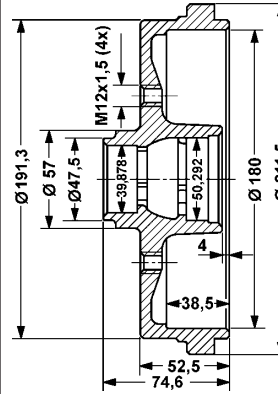
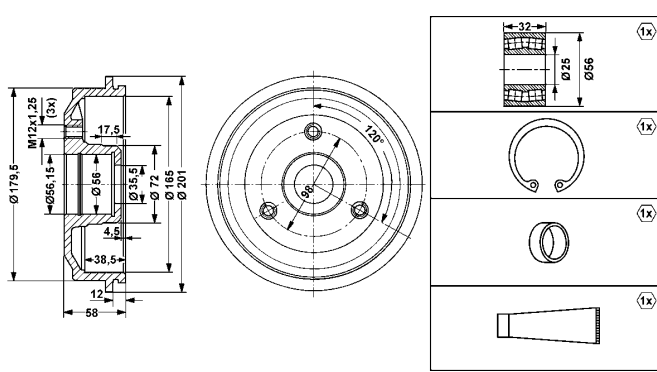
Abbildungen Bremstrommeln

Illustrations brake drums

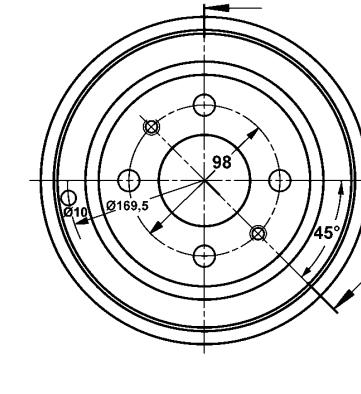
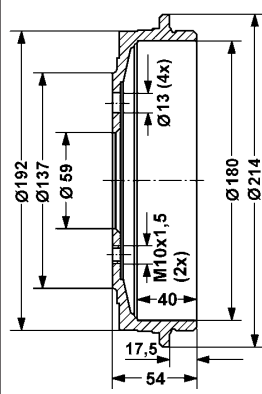
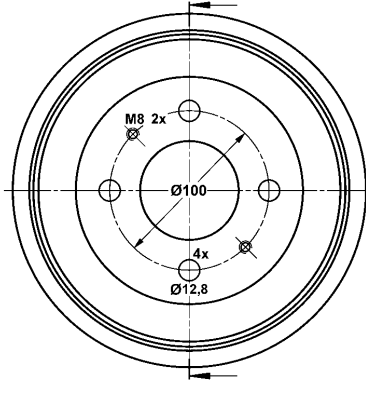
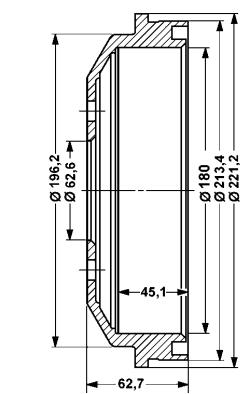
24.0216-5001.1 480001 $\varnothing 165,0/166 \times 38,5$ **24.0216-5004.2 480183** $\varnothing 165,0/166 \times 33,5$



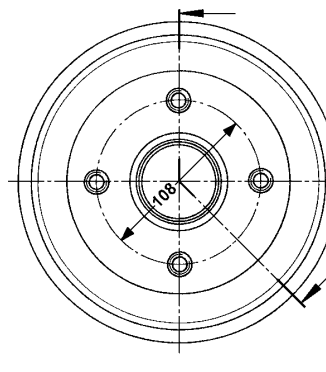
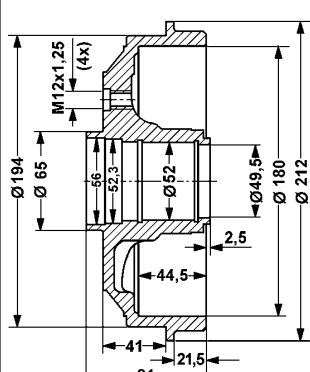
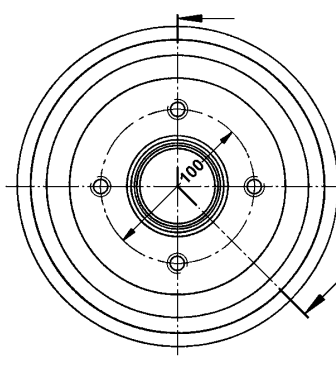
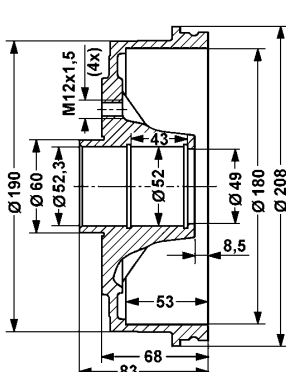
24.0216-5701.2 480212 $\varnothing 165,0/166 \times 38,5$ **24.0218-0007.1 480003** $\varnothing 180,0/181 \times 38,5$



24.0218-0008.1 480313 $\varnothing 180,0/182 \times 45,1$ **24.0218-0011.1 480006** $\varnothing 180,0/181,4 \times 40$



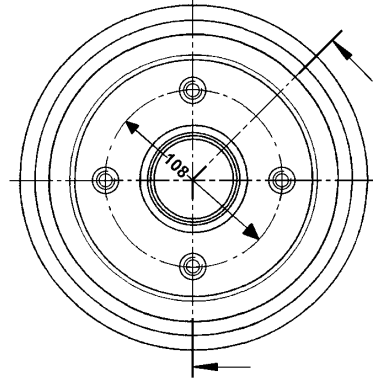
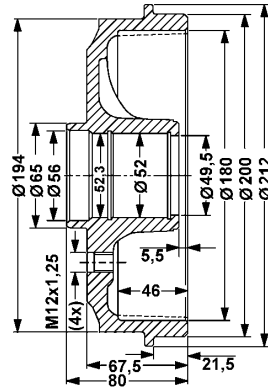
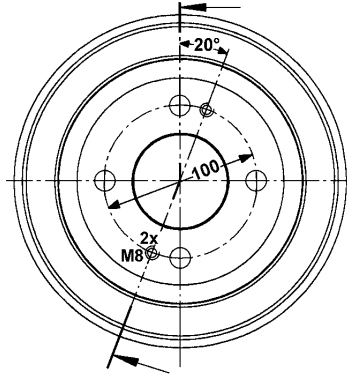
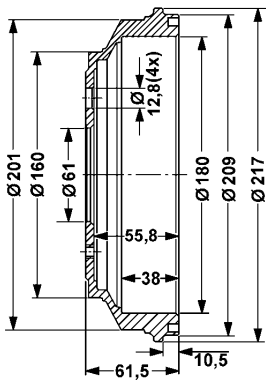
24.0218-0013.1 480008 $\varnothing 180,0/181,3 \times 53$ **24.0218-0016.1 480011** $\varnothing 180,0/181 \times 44,5$



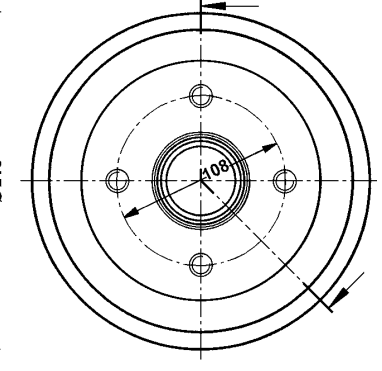
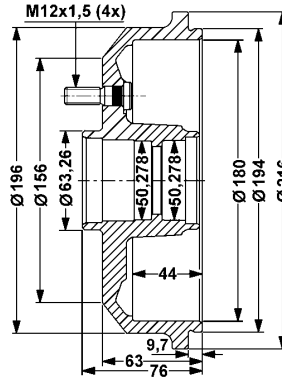
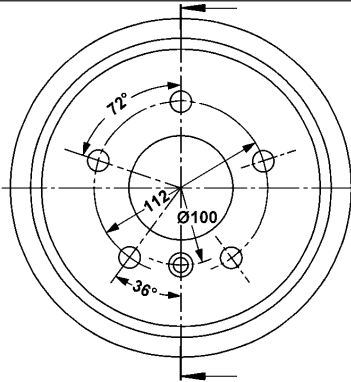
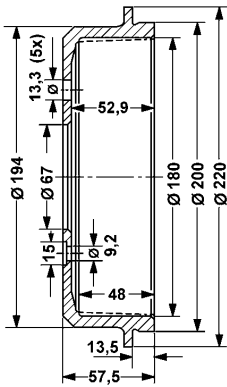
Abbildungen Bremstrommeln

Illustrations brake drums

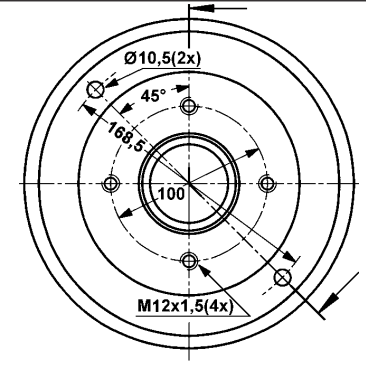
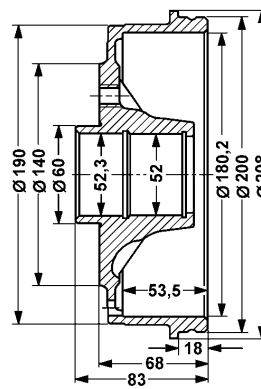
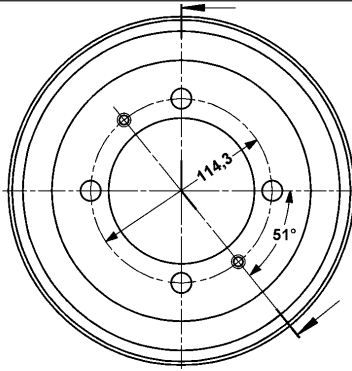
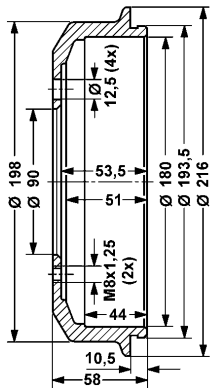
24.0218-0018.1 480063 $\varnothing 180,0/181 \times 38$ **24.0218-0020.1 480074** $\varnothing 180,0/181 \times 46$



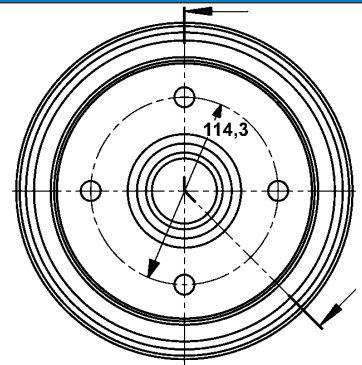
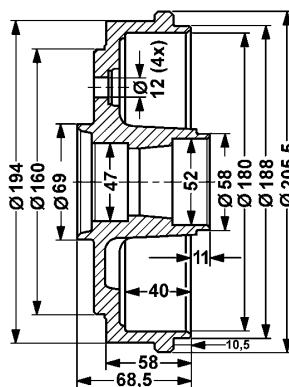
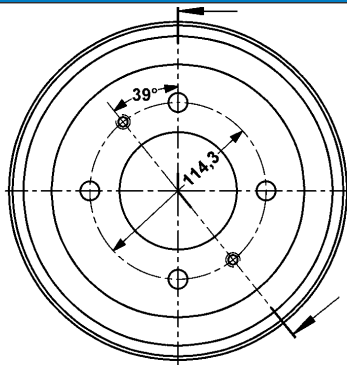
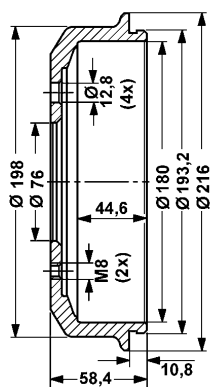
24.0218-0023.1 480077 $\varnothing 180,0/181,2 \times 48$ **24.0218-0024.2 480079** $\varnothing 180,0/181,3 \times 44$



24.0218-0027.1 480099 $\varnothing 180,0/182 \times 44$ **24.0218-0032.1 480118** $\varnothing 180,0/181 \times 53,5$



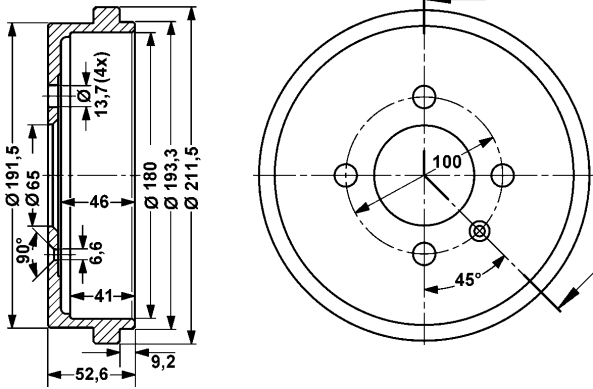
24.0218-0034.1 480129 $\varnothing 180,0/182 \times 44,6$ **24.0218-0035.1 480146** $\varnothing 180,0/182 \times 40$



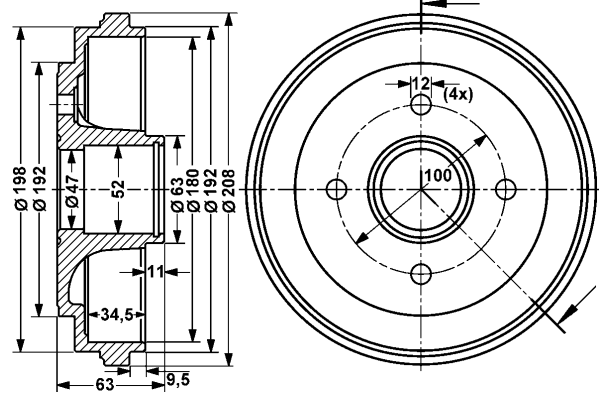
Abbildungen Bremstrommeln

Illustrations brake drums

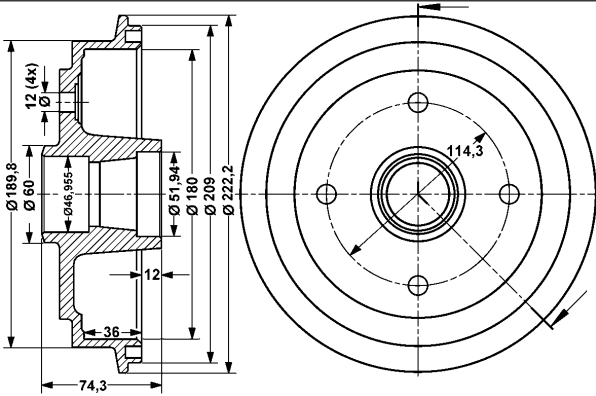
24.0218-0036.1 480147 $\varnothing 180,0/181,5 \times 41$



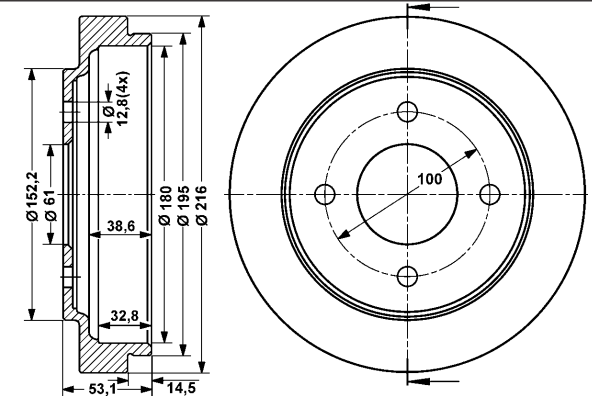
24.0218-0039.1 480160 $\varnothing 180,0/182 \times 34,5$



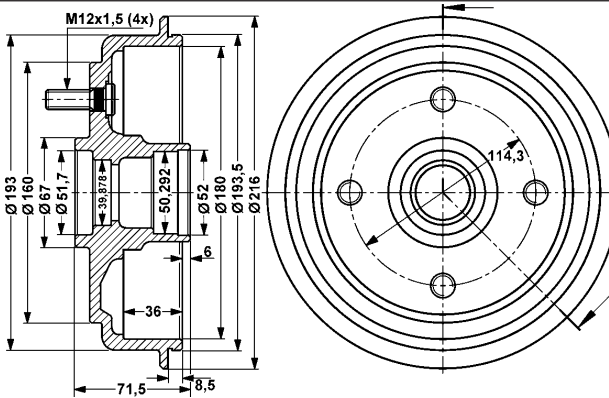
24.0218-0042.1 480164 $\varnothing 180,0/182 \times 36$



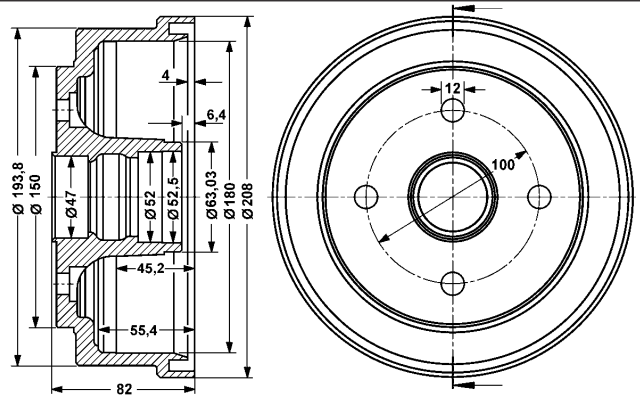
24.0218-0043.1 480165 $\varnothing 180,0/181 \times 32,8$



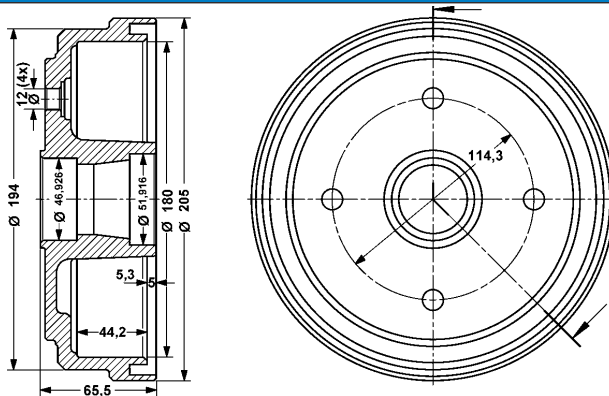
24.0218-0044.2 480174 $\varnothing 180,0/182 \times 36$



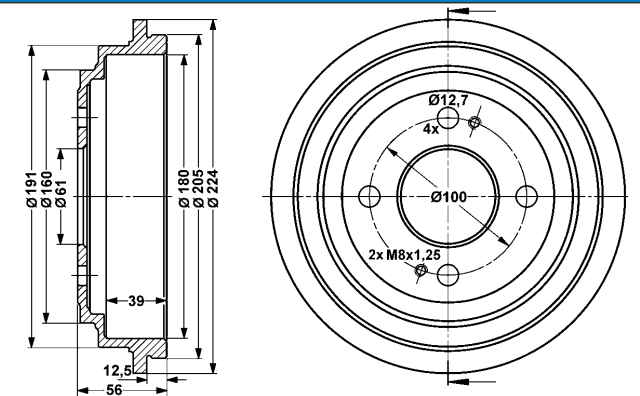
24.0218-0046.1 480184 $\varnothing 180,0/182 \times 45,2$



24.0218-0047.1 480194 $\varnothing 180,0/182 \times 44,2$



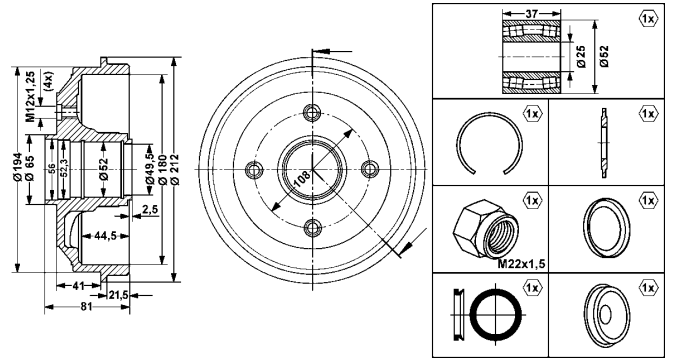
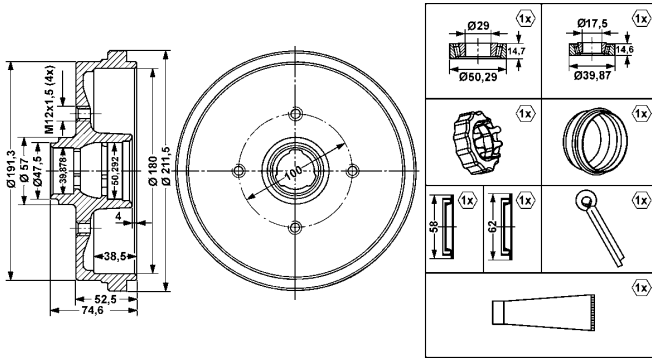
24.0218-0048.1 480314 $\varnothing 180,0/181 \times 39$



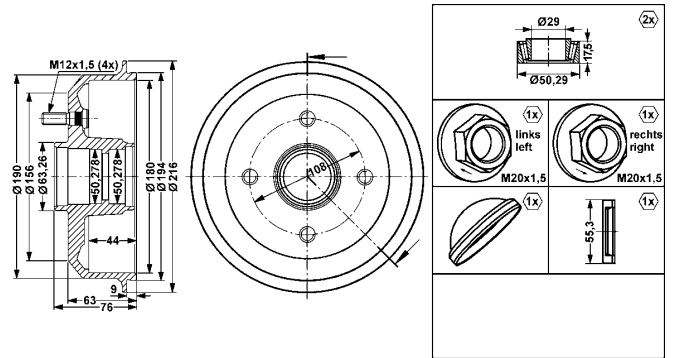
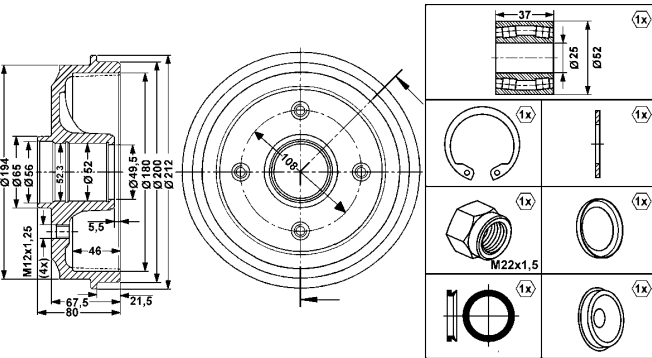
Abbildungen Bremstrommeln

Illustrations brake drums

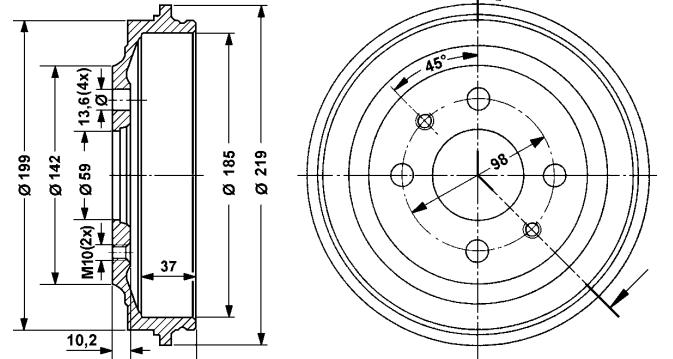
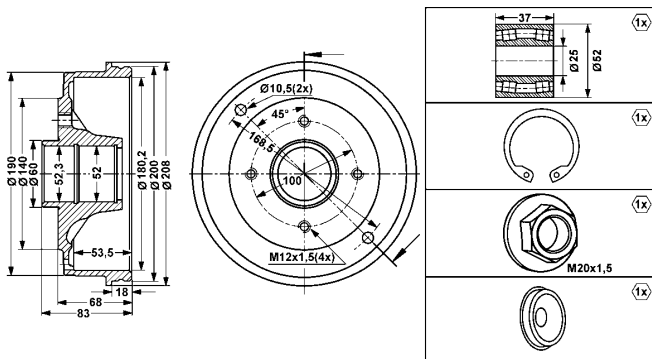
24.0218-0707.2 480211 $\varnothing 180,0/181 \times 38,5$ **24.0218-0716.2 480203** $\varnothing 180,0/181 \times 44,5$



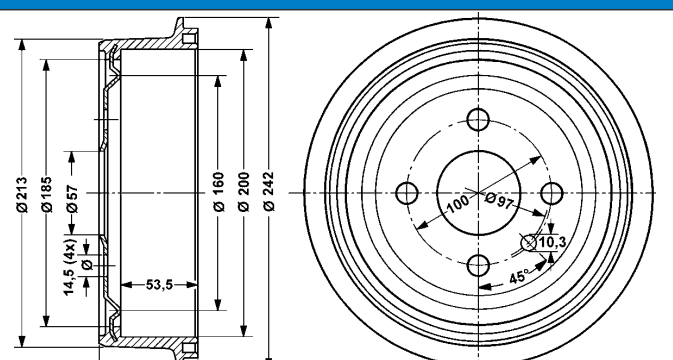
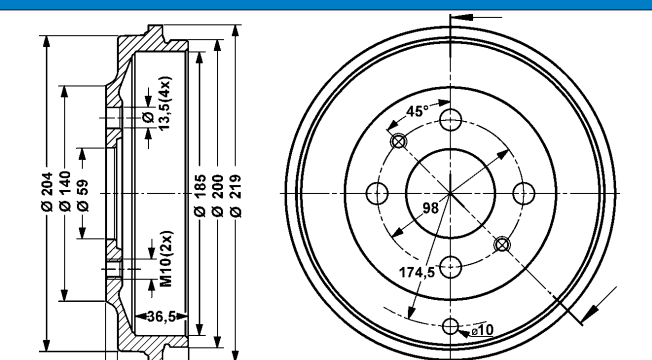
24.0218-0720.2 480205 $\varnothing 180,0/181 \times 46$ **24.0218-0724.2 480206** $\varnothing 180,0/181,3 \times 44$



24.0218-0732.2 480207 $\varnothing 180,0/181 \times 53,5$ **24.0218-5001.1 480012** $\varnothing 185,0/186,8 \times 37$



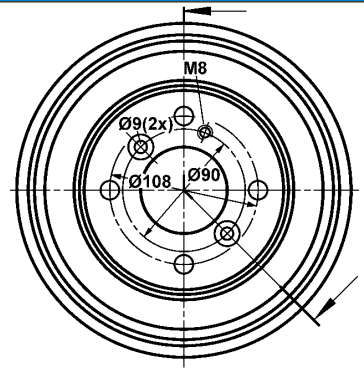
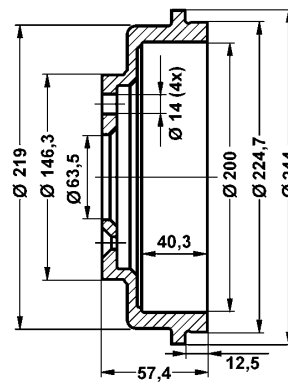
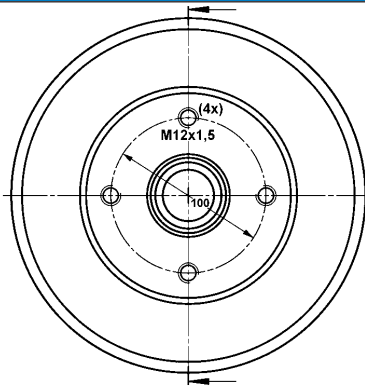
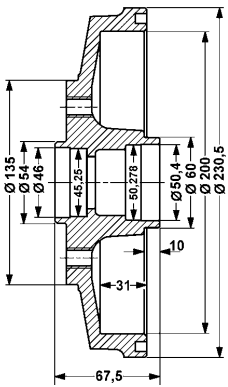
24.0218-5002.1 480117 $\varnothing 185,0/186,8 \times 36,5$ **24.0220-0001.2 480013** $\varnothing 200,0/201,3 \times 53,5$



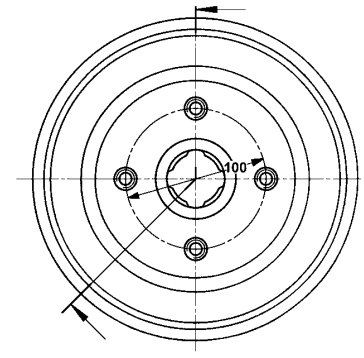
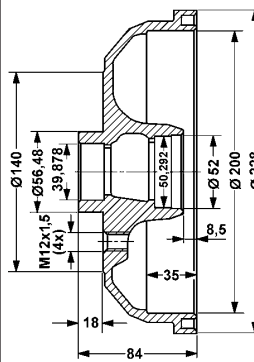
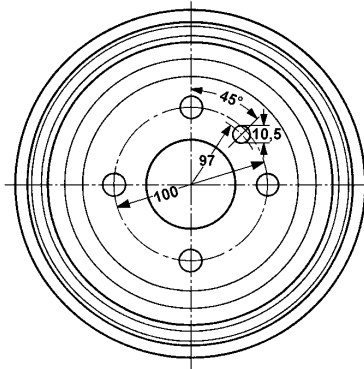
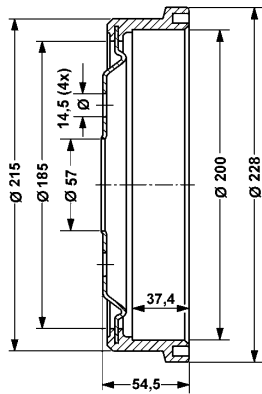
Abbildungen Bremstrommeln

Illustrations brake drums

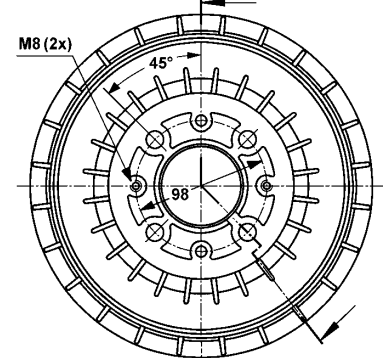
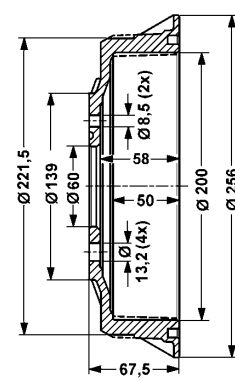
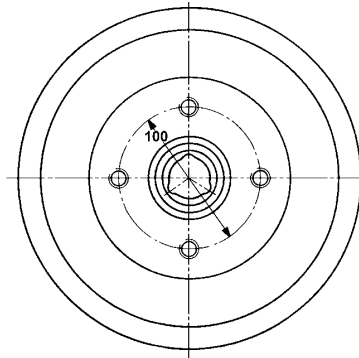
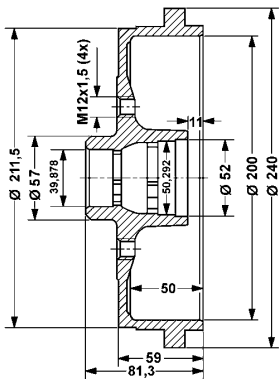
24.0220-0006.1 480309 $\varnothing 200,0/201 \times 31$ **24.0220-0009.1 480317** $\varnothing 200,0/201,5 \times 40,3$



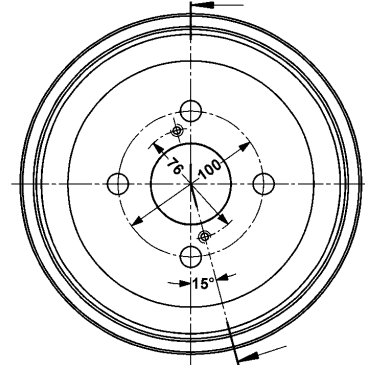
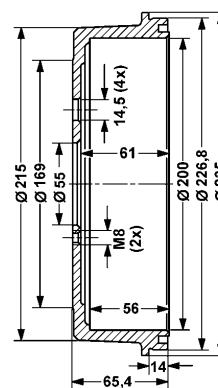
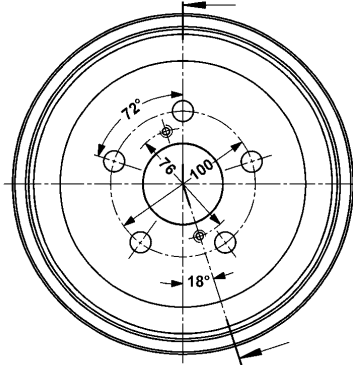
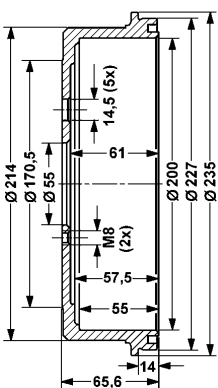
24.0220-0011.2 480016 $\varnothing 200,0/201 \times 37,4$ **24.0220-0012.1 480017** $\varnothing 200,0/201 \times 35$



24.0220-0018.1 480019 $\varnothing 200,0/201 \times 50$ **24.0220-0020.1 480059** $\varnothing 200,0/201,5 \times 50$



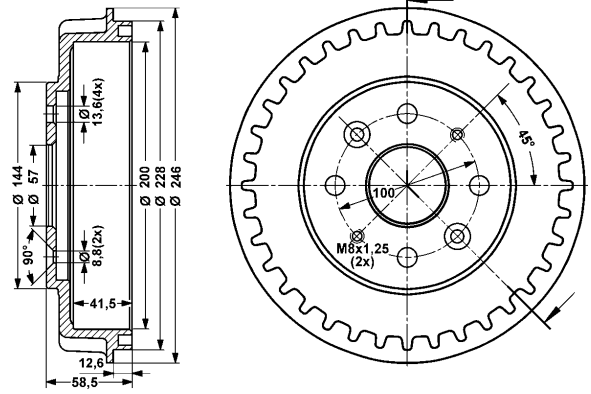
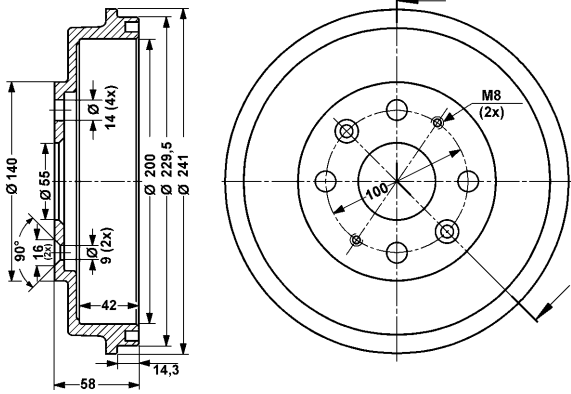
24.0220-0022.1 480083 $\varnothing 200,0/201 \times 55$ **24.0220-0023.1 480084** $\varnothing 200,0/201 \times 56$



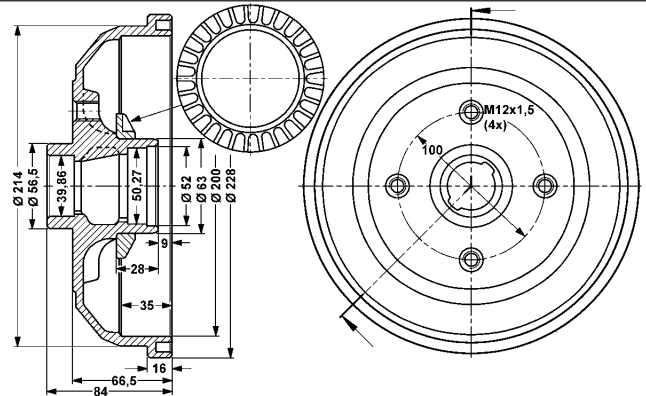
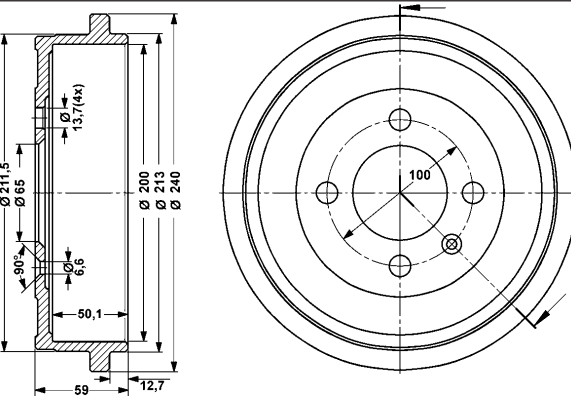
Abbildungen Bremstrommeln

Illustrations brake drums

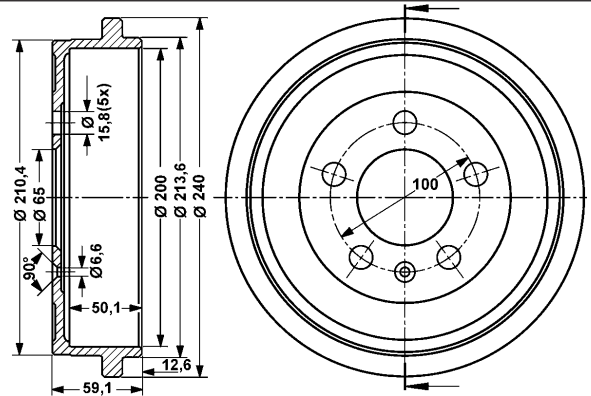
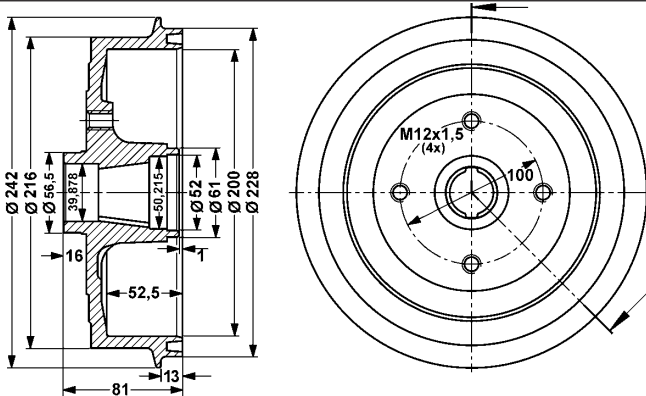
24.0220-0026.1 480104 $\varnothing 200,0/201 \times 42$ **24.0220-0031.1 480125** $\varnothing 200,0/201 \times 41,5$



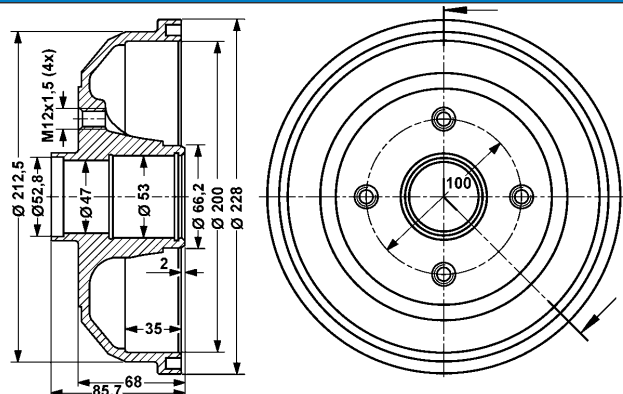
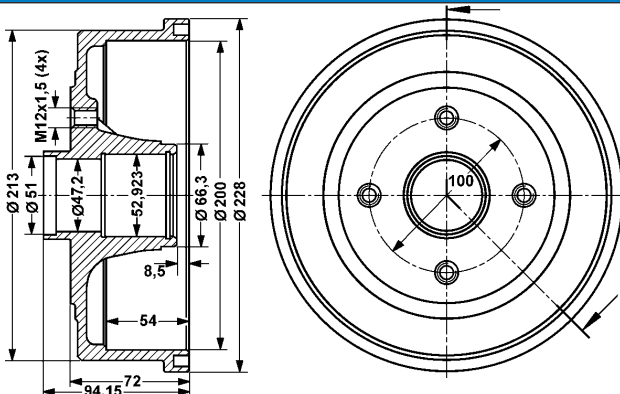
24.0220-0032.1 480130 $\varnothing 200,0/201,5 \times 50,1$ **24.0220-0033.2 480132** $\varnothing 200,0/201 \times 35$



24.0220-0036.1 480149 $\varnothing 200,0/201 \times 52,5$ **24.0220-0037.1 480161** $\varnothing 200,0/201,5 \times 50,1$



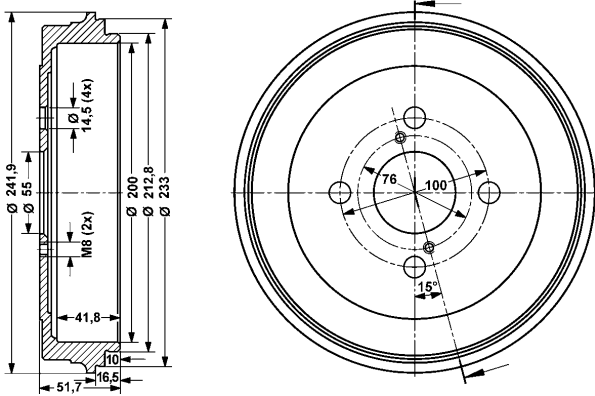
24.0220-0038.1 480162 $\varnothing 200,0/201 \times 54$ **24.0220-0039.1 480163** $\varnothing 200,0/201 \times 35$



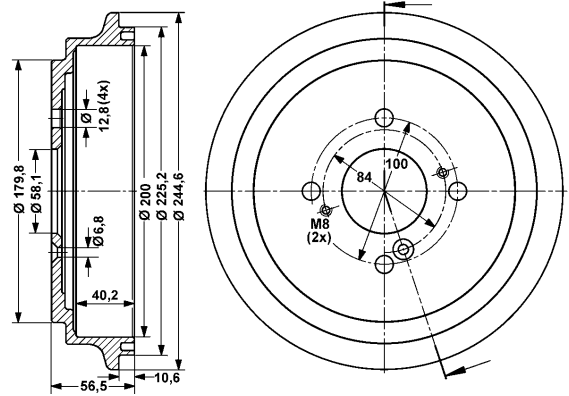
Abbildungen Bremstrommeln

Illustrations brake drums

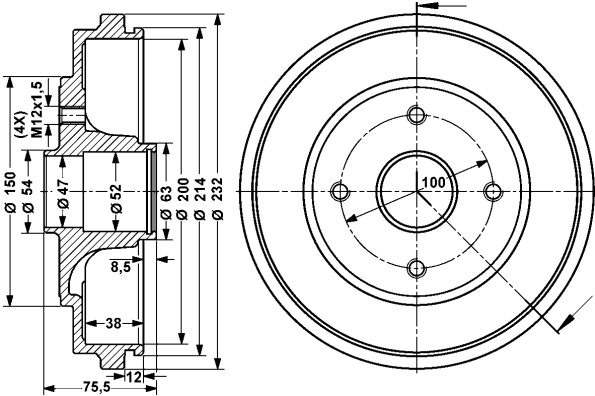
24.0220-0041.1 480167 $\varnothing 200,0/201 \times 41,8$



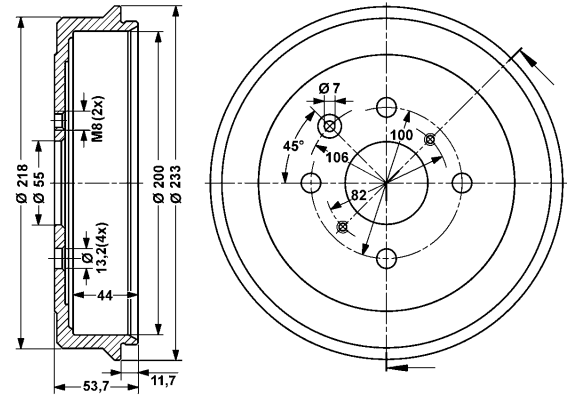
24.0220-0044.1 480192 $\varnothing 200,0/202 \times 40,2$



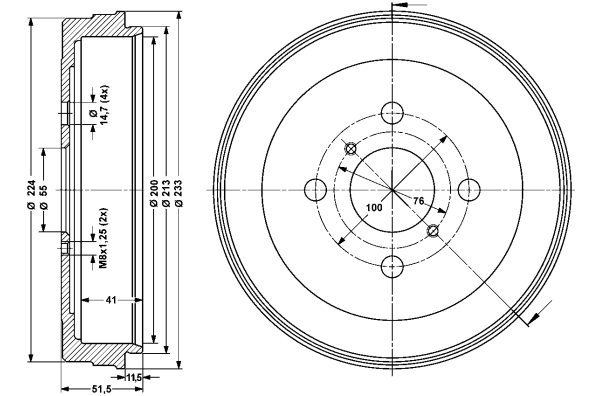
24.0220-0045.1 480189 $\varnothing 200,0/202 \times 38$



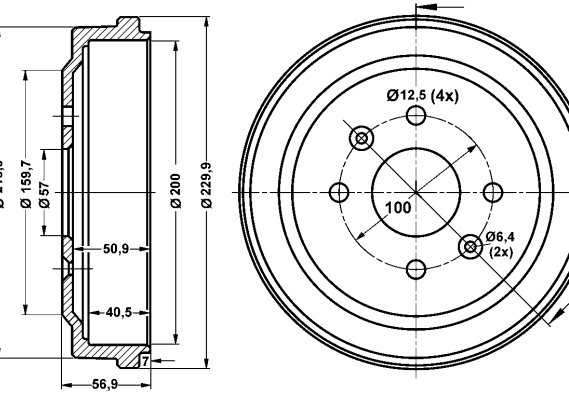
24.0220-0046.1 480193 $\varnothing 200,0/201 \times 44$



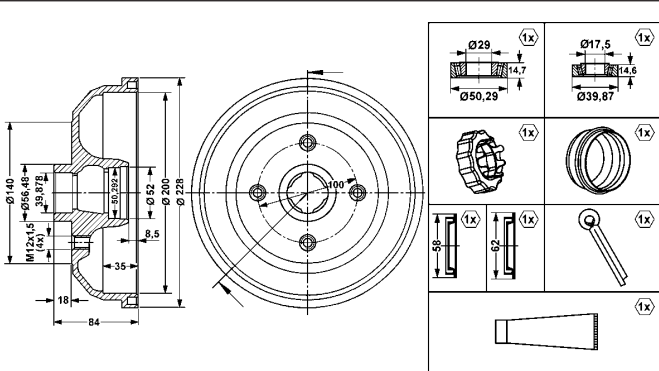
24.0220-0047.1 480199 $\varnothing 200,0/201 \times 41$



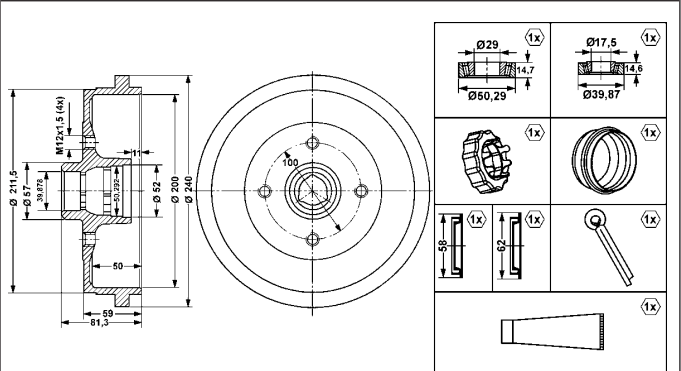
24.0220-0048.1 480318 $\varnothing 200,0/201 \times 40,5$



24.0220-0712.2 480208 $\varnothing 200,0/201 \times 35$



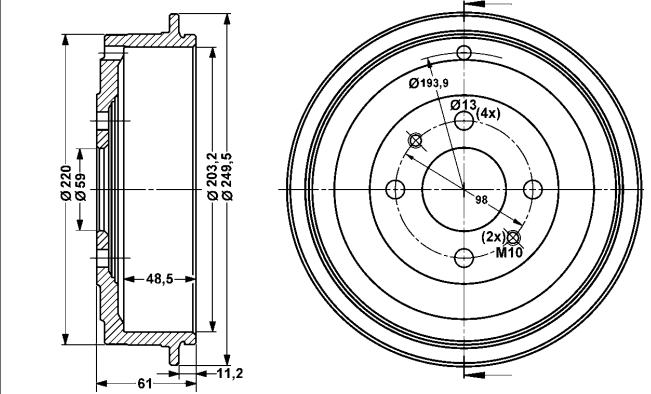
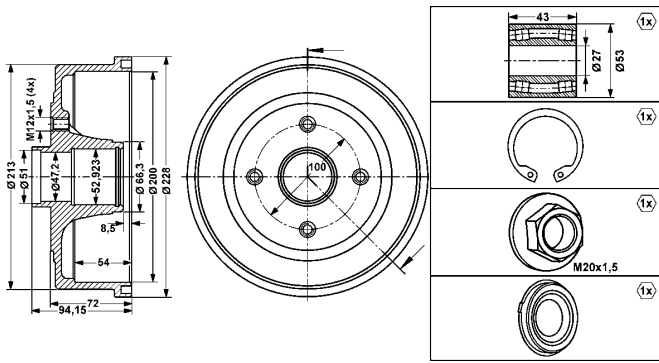
24.0220-0718.2 480209 $\varnothing 200,0/201 \times 50$



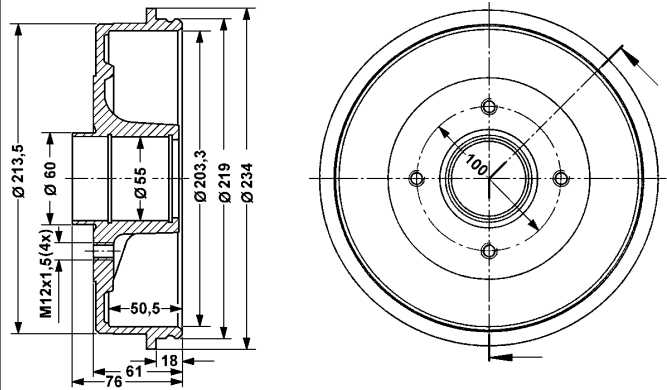
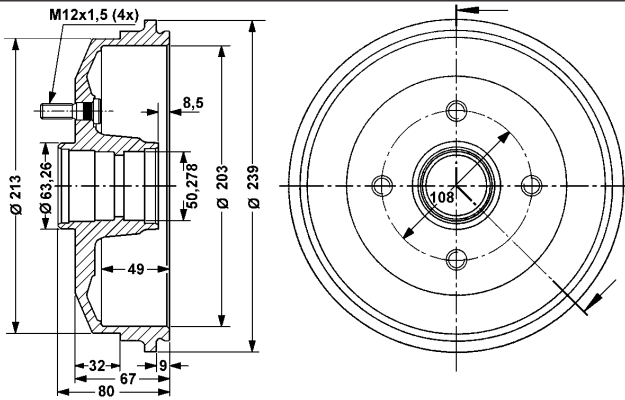
Abbildungen Bremstrommeln

Illustrations brake drums

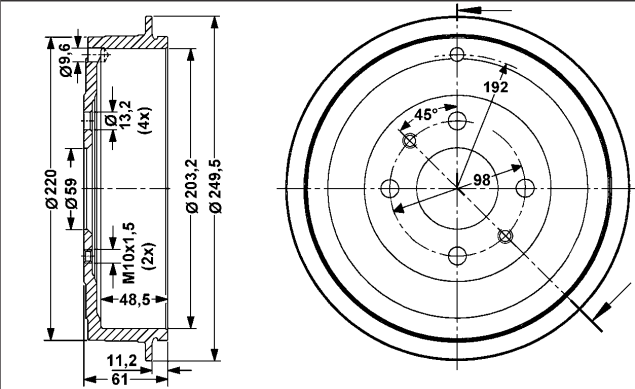
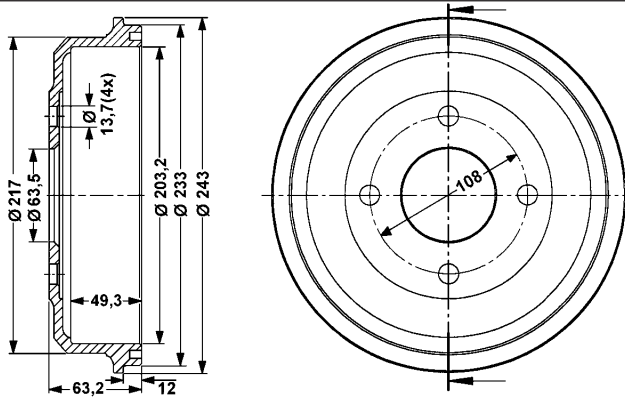
24.0220-0738.2 480214 $\varnothing 200,0/201 \times 54$ **24.0220-2001.1 480307** $\varnothing 203,0/204,7 \times 48,5$



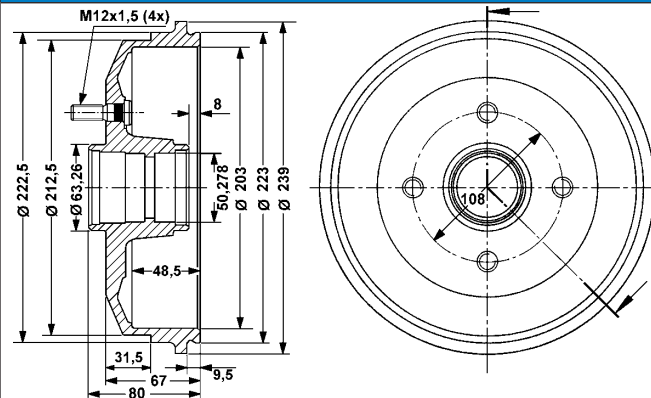
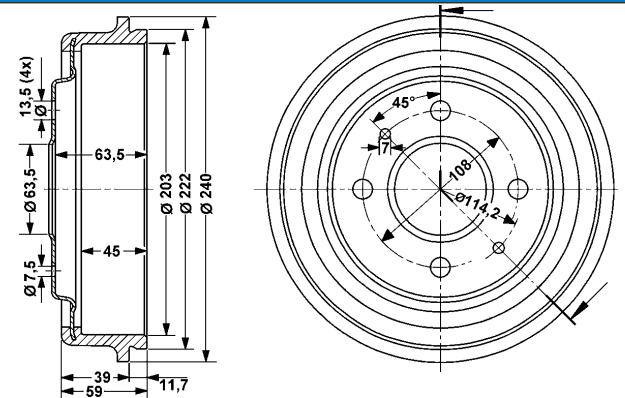
24.0220-3004.2 480023 $\varnothing 203,0/204 \times 49$ **24.0220-3005.1 480054** $\varnothing 203,0/204,5 \times 50,5$



24.0220-3006.1 480062 $\varnothing 203,0/204,5 \times 49,3$ **24.0220-3007.1 480064** $\varnothing 203,0/204,7 \times 48,5$



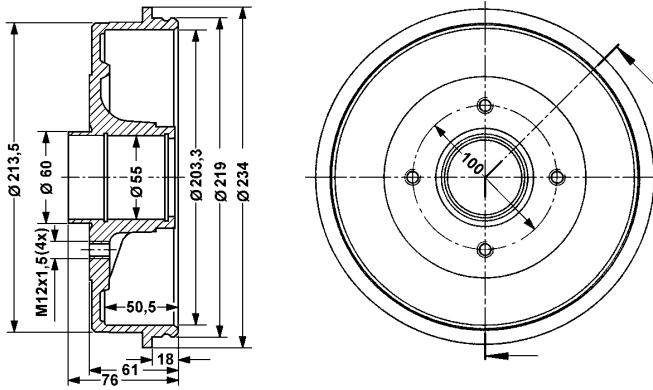
24.0220-3008.2 480075 $\varnothing 203,0/204 \times 45$ **24.0220-3009.2 480080** $\varnothing 203,0/204,3 \times 48,5$



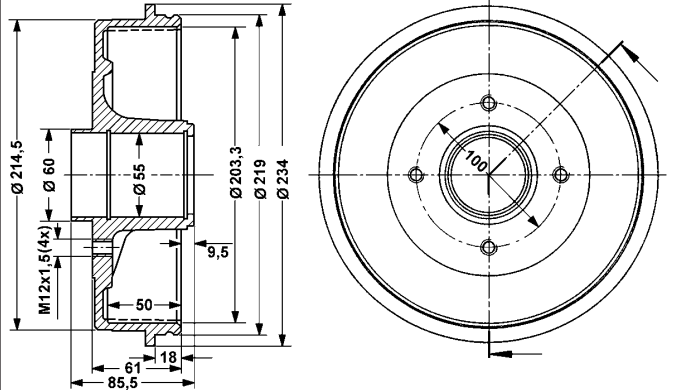
Abbildungen Bremstrommeln

Illustrations brake drums

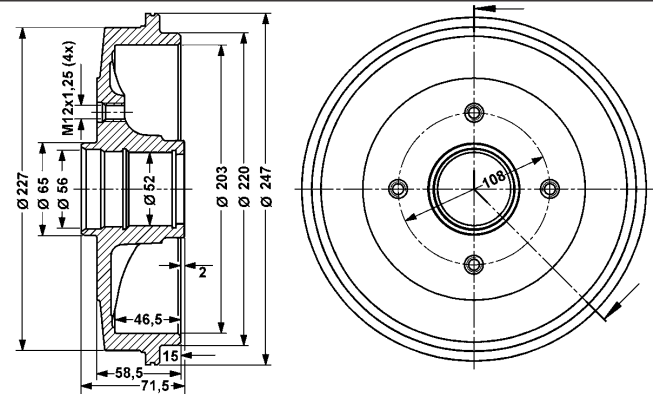
24.0220-3010.1 480081 $\varnothing 203,0/204,5 \times 50,5$



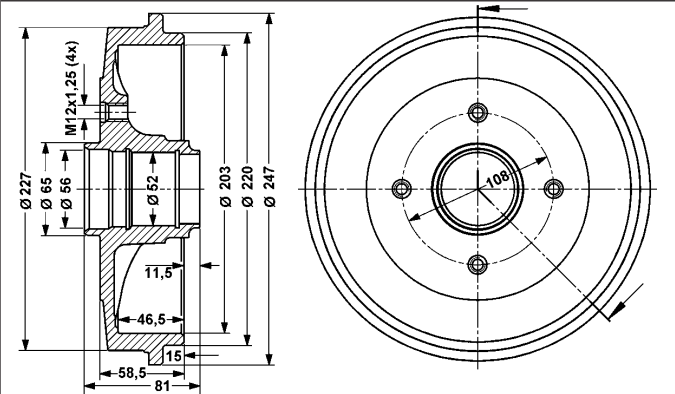
24.0220-3012.1 480088 $\varnothing 203,0/204,5 \times 50$



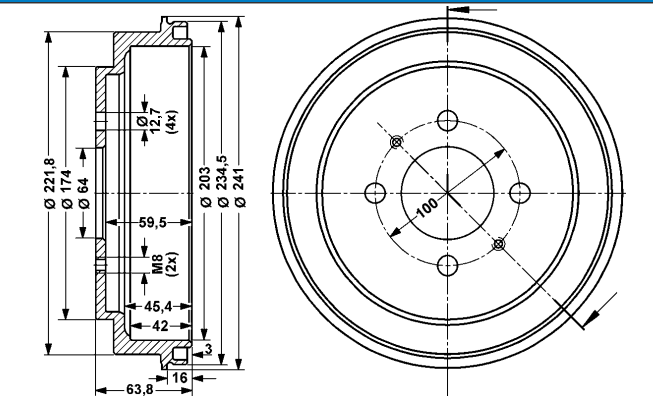
24.0220-3013.1 480089 $\varnothing 203,0/204,5 \times 46,5$



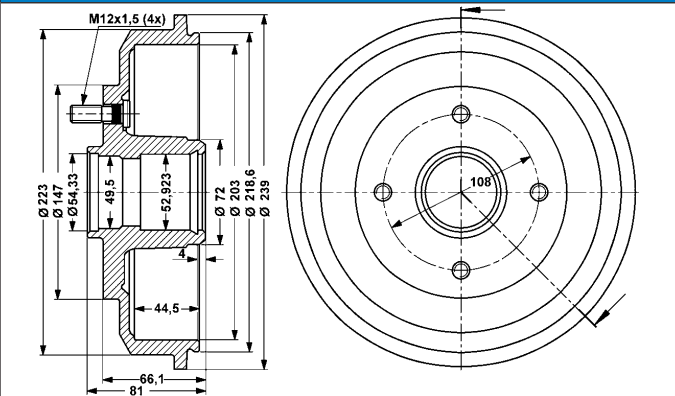
24.0220-3014.1 480090 $\varnothing 203,0/204,5 \times 46,5$



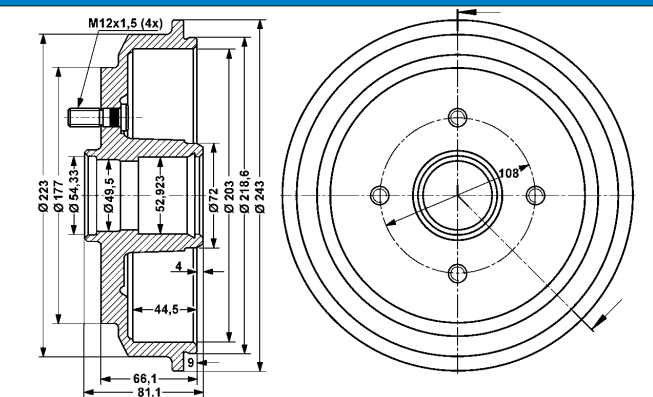
24.0220-3017.1 480108 $\varnothing 203,0/205 \times 42$



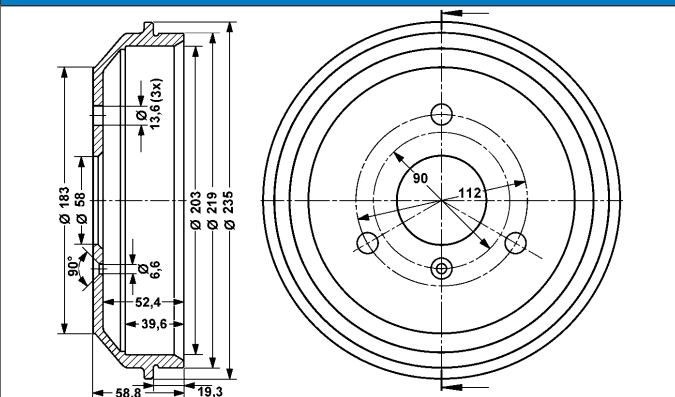
24.0220-3020.2 480131 $\varnothing 203,0/204,3 \times 44,5$



24.0220-3026.2 480175 $\varnothing 203,0/204,3 \times 44,5$



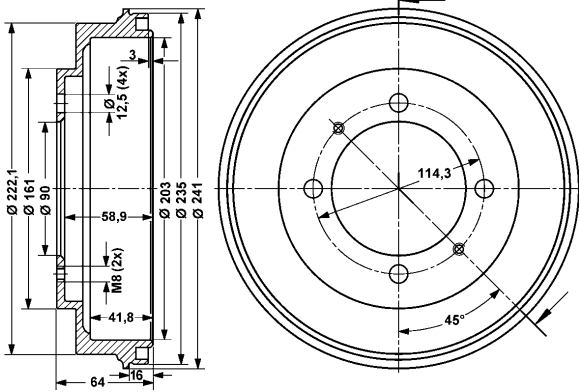
24.0220-3027.1 480168 $\varnothing 203,0/204,5 \times 39,6$



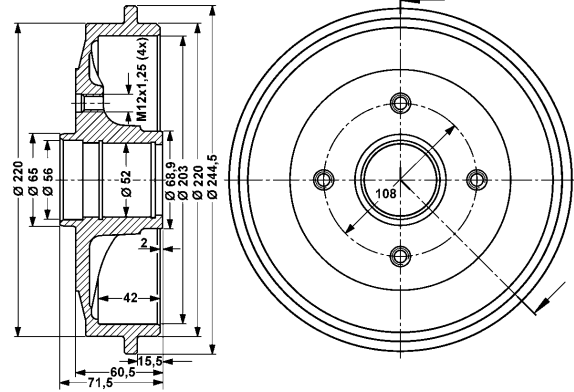
Abbildungen Bremsstrommeln

Illustrations brake drums

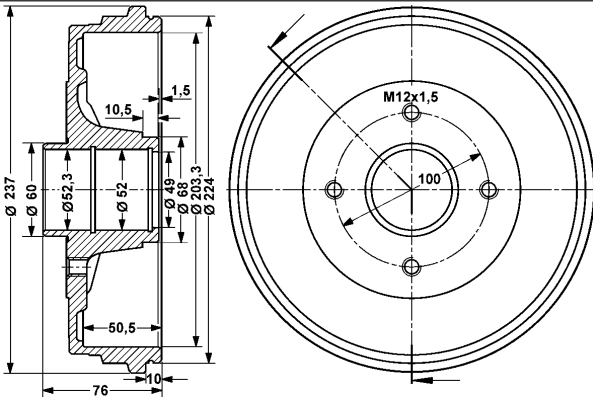
24.0220-3028.1 480169 $\varnothing 203,0/205 \times 41,8$



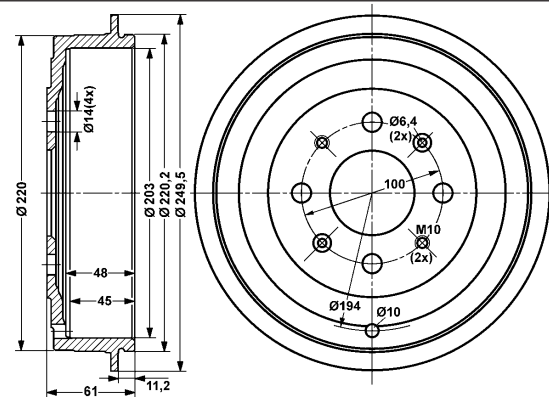
24.0220-3029.1 480179 $\varnothing 203,0/204,5 \times 42$



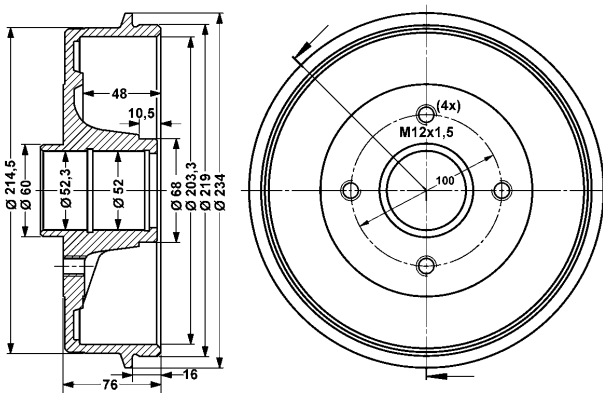
24.0220-3033.1 480195 $\varnothing 203,3/204,5 \times 50,5$



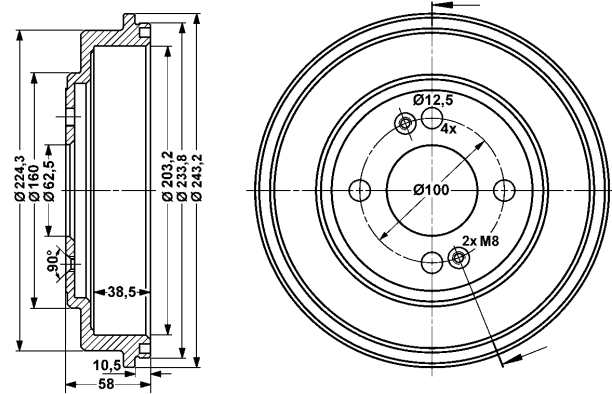
24.0220-3035.1 480300 $\varnothing 203,0/204,7 \times 45$



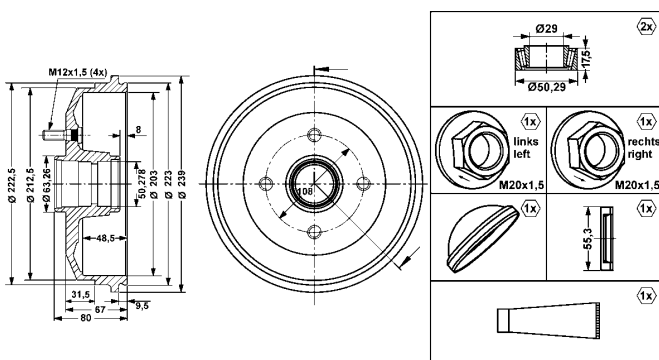
24.0220-3037.1 480308 $\varnothing 203,0/204,5 \times 48$



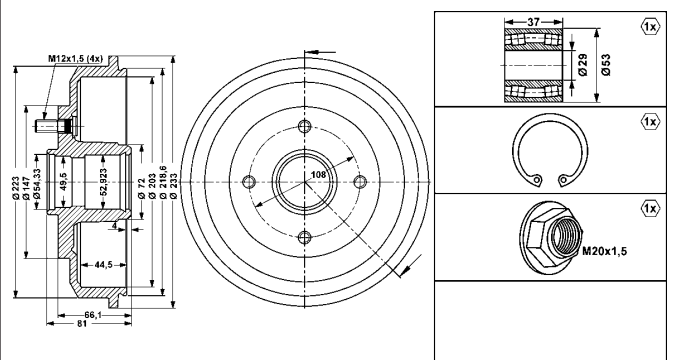
24.0220-3038.1 480315 $\varnothing 203,0/205,2 \times 38,5$



24.0220-3709.2 480220 $\varnothing 203,0/204,3 \times 48,5$



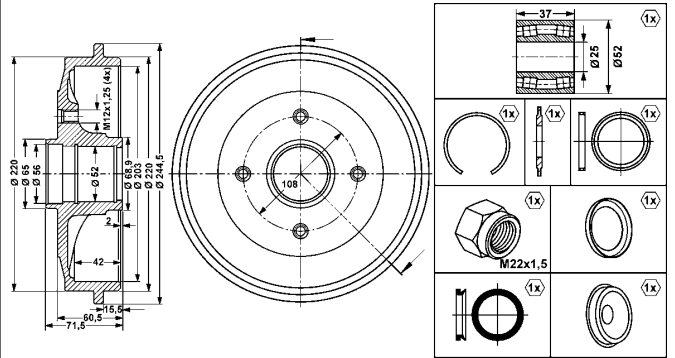
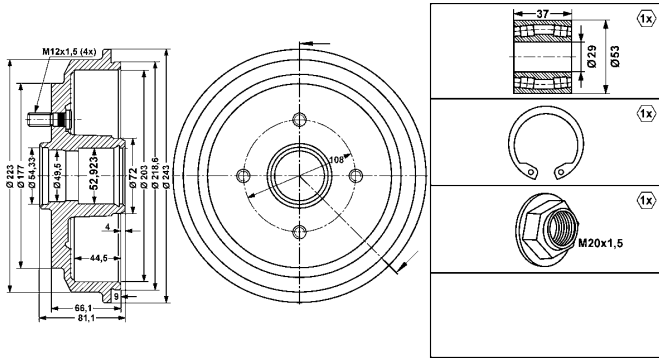
24.0220-3720.2 480210 $\varnothing 203,0/204,3 \times 44,5$



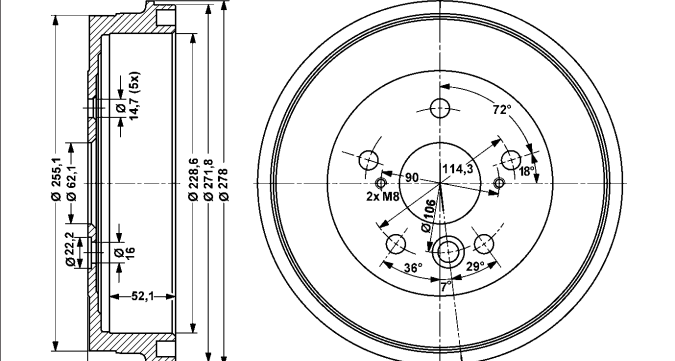
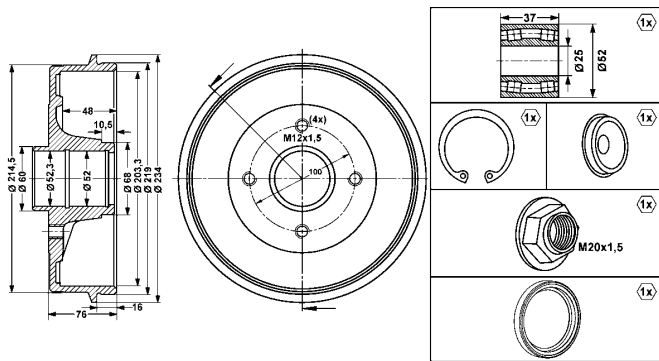
Abbildungen Bremstrommeln

Illustrations brake drums

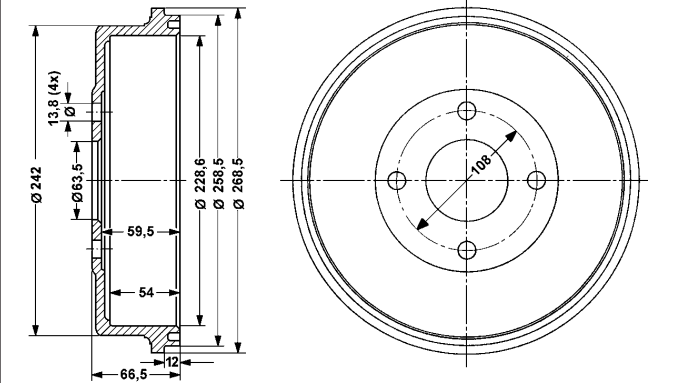
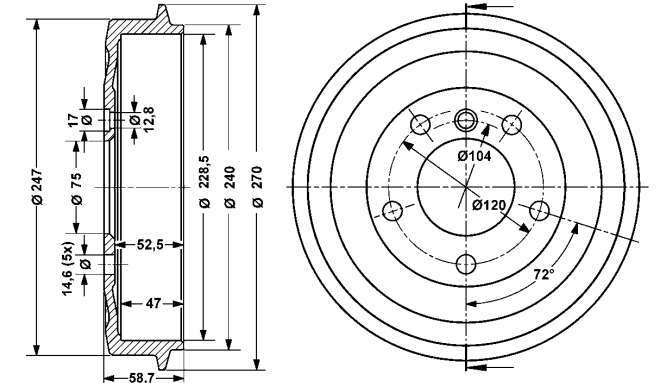
24.0220-3726.2 480216 $\varnothing 203,0/204,3 \times 44,5$ **24.0220-3729.2 480217** $\varnothing 203,0/204,5 \times 42$



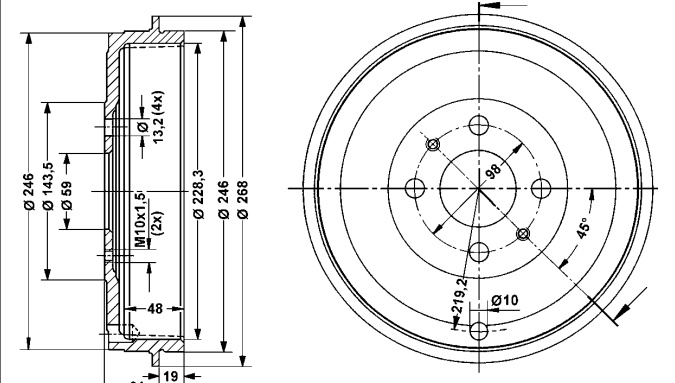
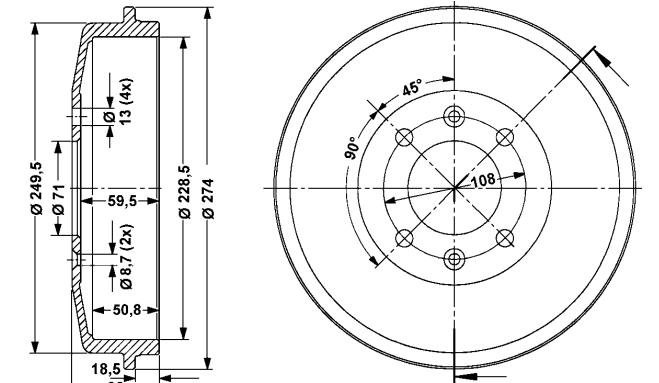
24.0220-3737.2 480218 $\varnothing 203,0/204,5 \times 48$ **24.0222-8008.1 480304** $\varnothing 228,6/230,6 \times 52,1$



24.0222-8013.1 480030 $\varnothing 229,0/229,5 \times 47$ **24.0222-8014.1 480031** $\varnothing 229,0/230,1 \times 54$



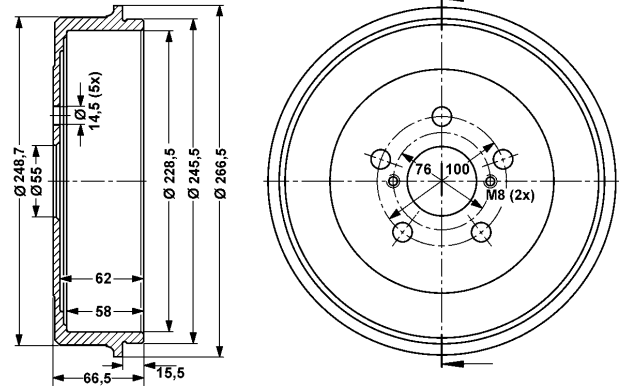
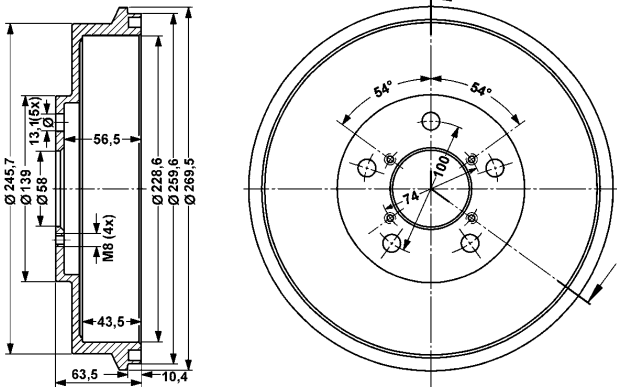
24.0222-8017.1 480071 $\varnothing 229,0/230 \times 50,8$ **24.0222-8018.1 480078** $\varnothing 228,0/230 \times 48$



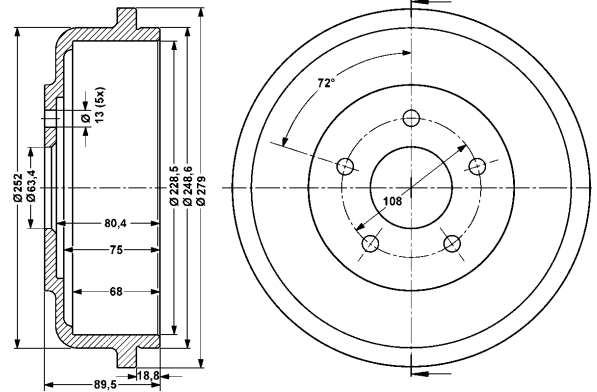
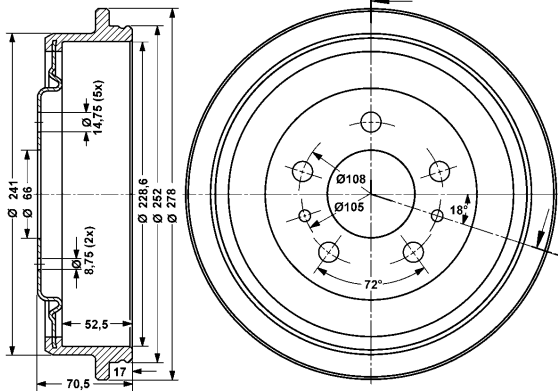
Abbildungen Bremstrommeln

Illustrations brake drums

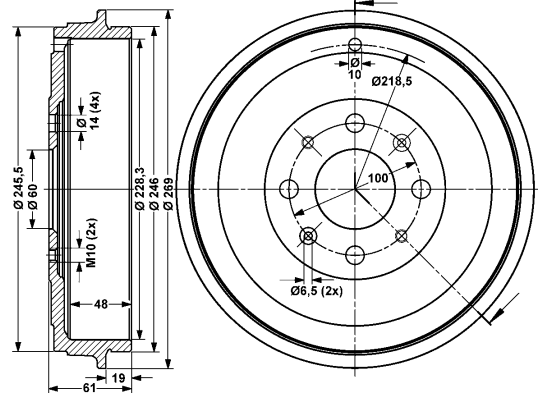
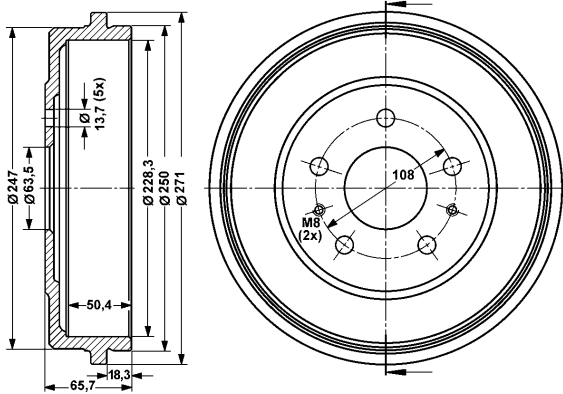
24.0222-8023.1 480094 $\varnothing 229,0/230 \times 43,5$ **24.0222-8031.1 480152** $\varnothing 228,6/229,6 \times 58$



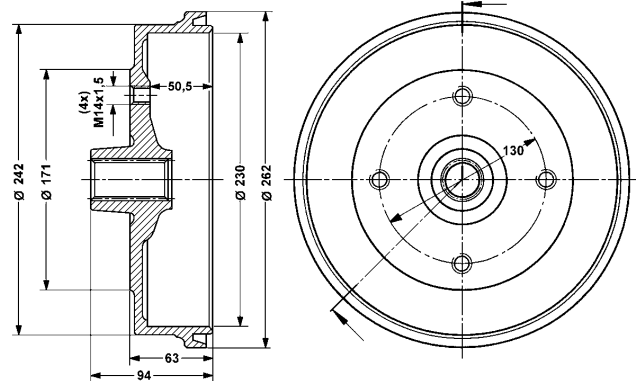
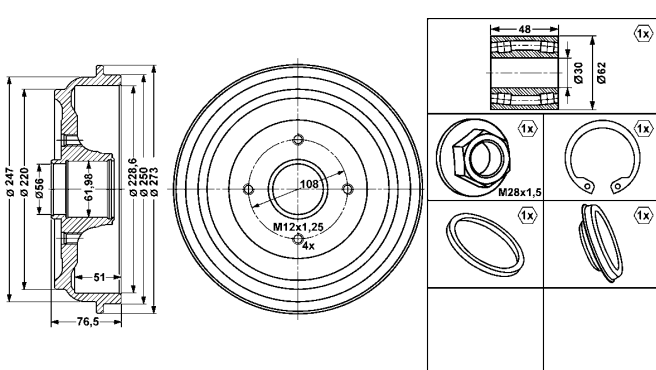
24.0222-8032.1 480170 $\varnothing 228,6/229,5 \times 52,5$ **24.0222-8033.1 480181** $\varnothing 228,5/229,6 \times 68$



24.0222-8035.1 480188 $\varnothing 228,3/230,3 \times 50,4$ **24.0222-8037.1 480302** $\varnothing 228,3/230 \times 48$



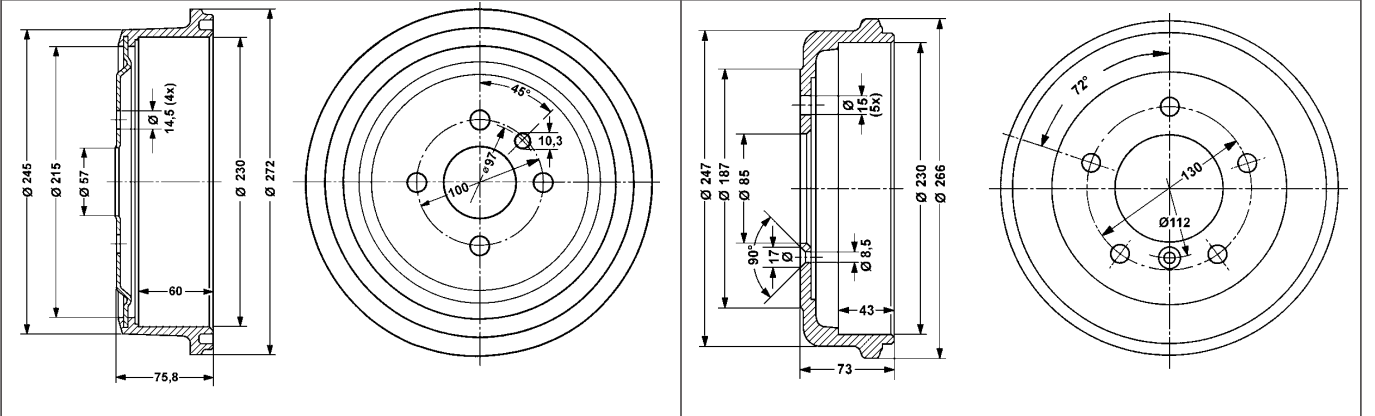
24.0222-9701.2 480219 $\varnothing 228,6/230,1 \times 51$ **24.0223-0003.1 480033** $\varnothing 230,0/231 \times 50,5$



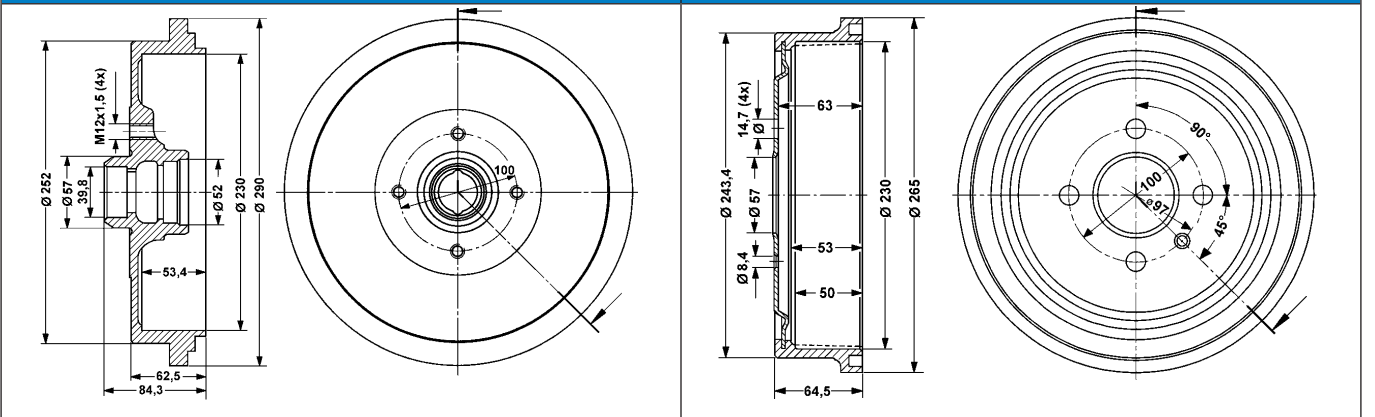
Abbildungen Bremstrommeln

Illustrations brake drums

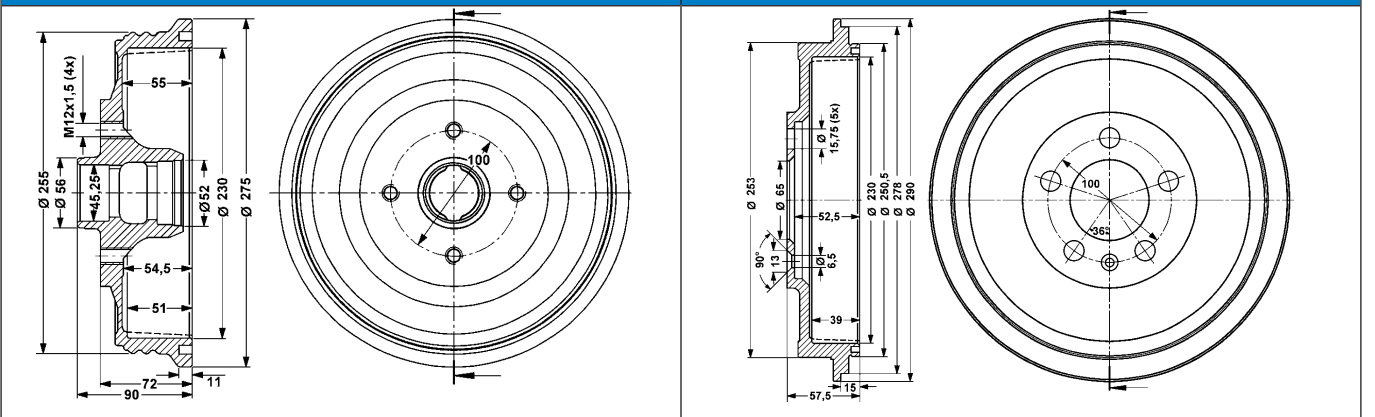
24.0223-0008.2 480038 $\varnothing 230,0/231 \times 60$ **24.0223-0009.1 480039** $\varnothing 230,0/231 \times 43$



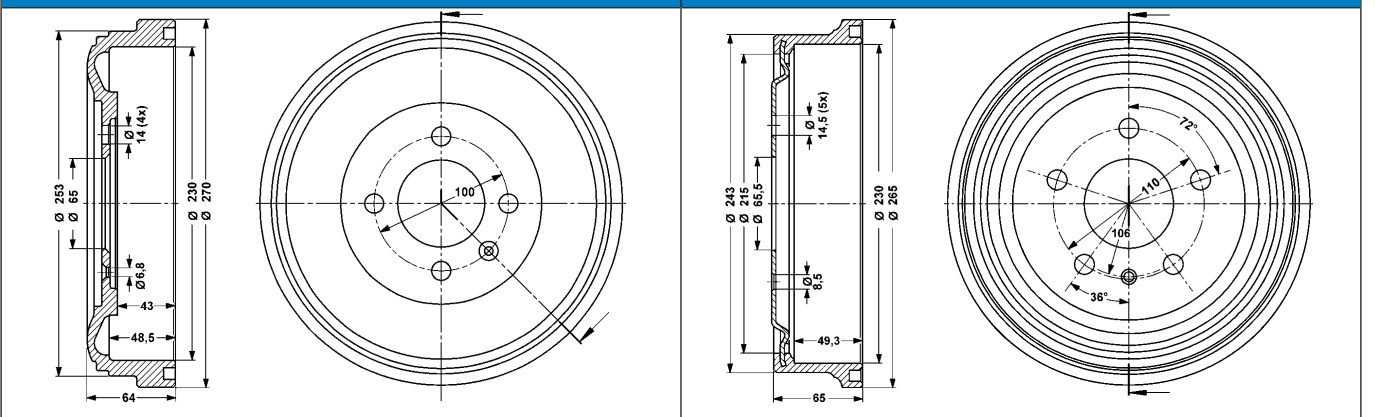
24.0223-0012.1 480042 $\varnothing 230,0/231,5 \times 53,4$ **24.0223-0013.2 480061** $\varnothing 230,0/231 \times 50$



24.0223-0015.1 480073 $\varnothing 230,0/231 \times 51$ **24.0223-0016.1 480111** $\varnothing 230,0/231,5 \times 39$



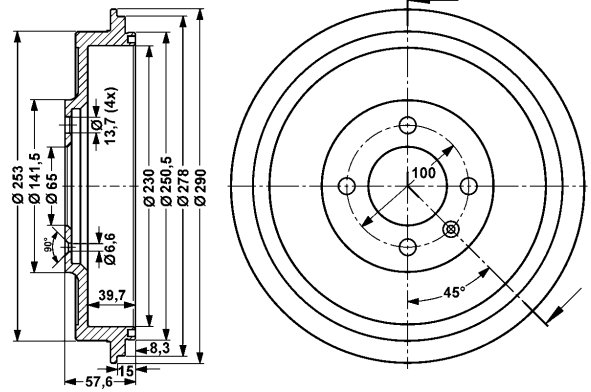
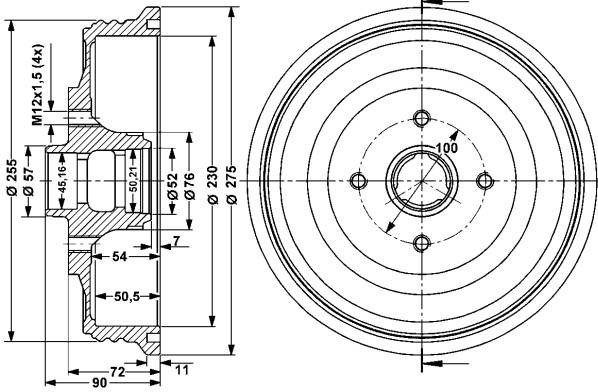
24.0223-0017.1 480135 $\varnothing 230,0/231,5 \times 48,5$ **24.0223-0018.2 480136** $\varnothing 230,0/231 \times 49,3$



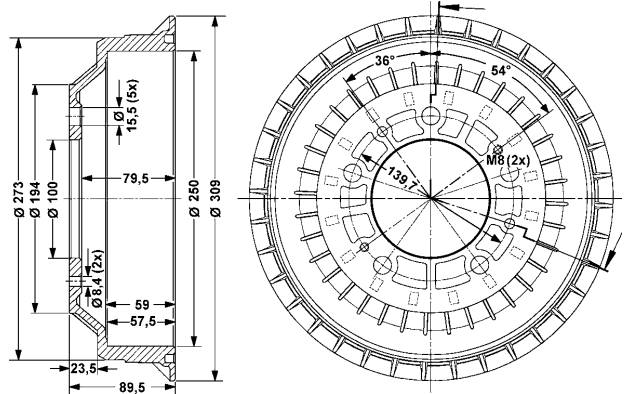
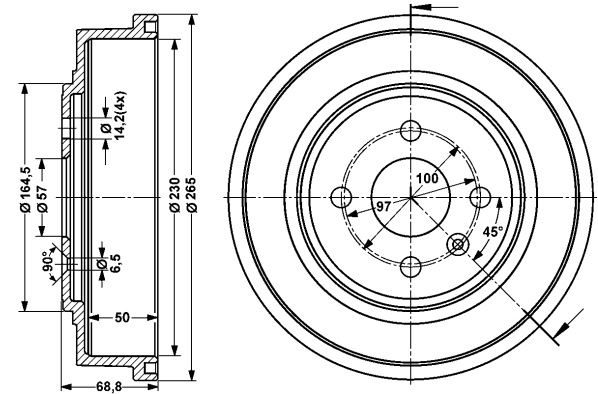
Abbildungen Bremstrommeln

Illustrations brake drums

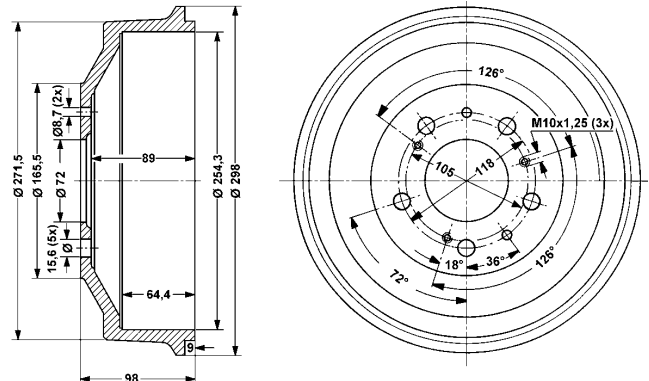
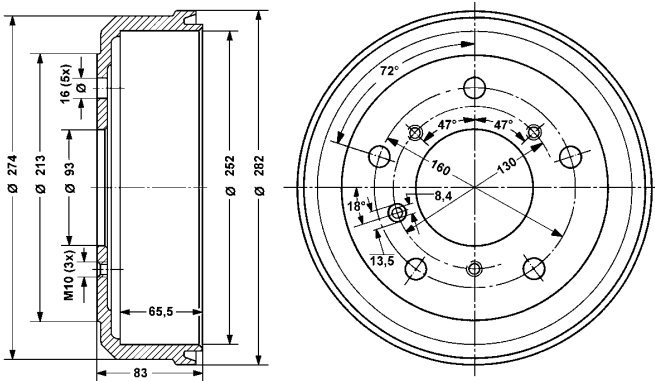
24.0223-0019.1 480176 $\varnothing 230,0/231 \times 50,5$ **24.0223-0020.1 480177** $\varnothing 230,0/231,5 \times 39,7$



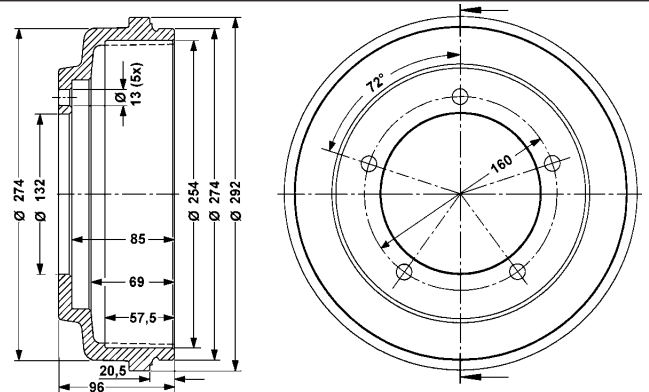
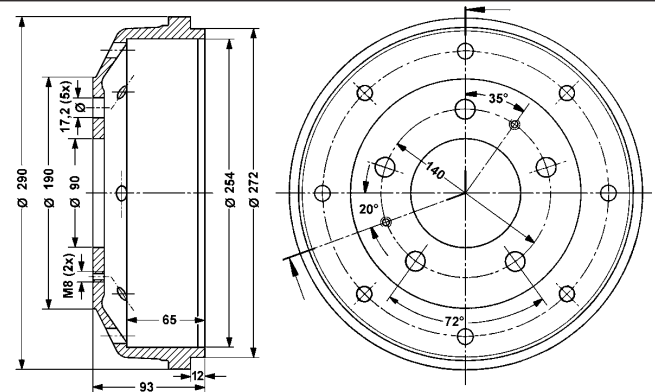
24.0223-0021.1 480186 $\varnothing 230,0/231 \times 50$ **24.0225-0004.1 480058** $\varnothing 250,0/251,5 \times 57,5$



24.0225-2003.1 480047 $\varnothing 252,0/253,5 \times 65,5$ **24.0225-4002.1 480048** $\varnothing 254,0/255,6 \times 64,4$



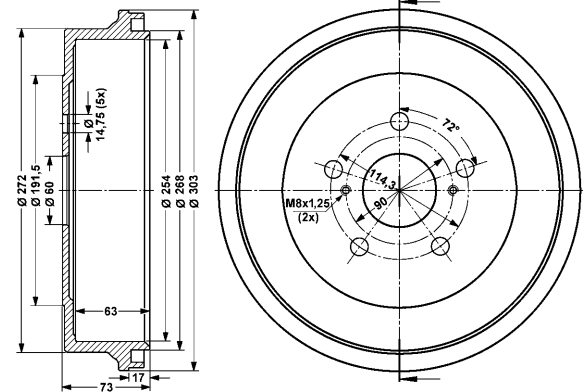
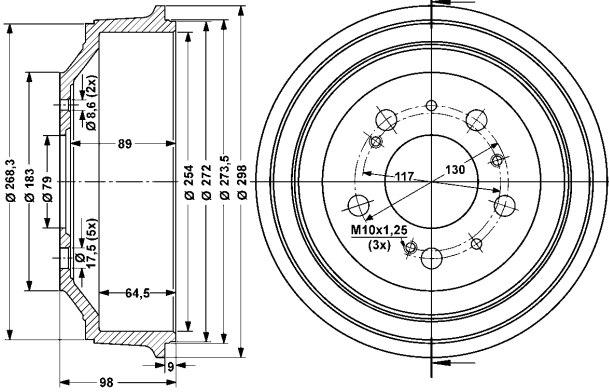
24.0225-4003.1 480049 $\varnothing 254,0/255 \times 65$ **24.0225-4004.1 480069** $\varnothing 254,0/256 \times 57,5$



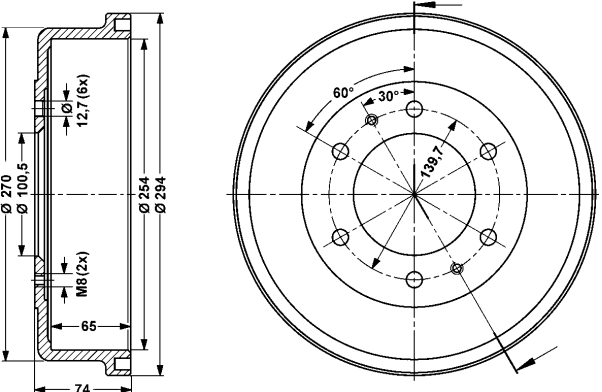
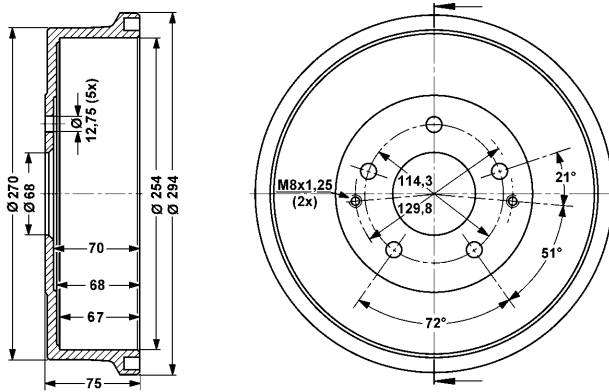
Abbildungen Bremstrommeln

Illustrations brake drums

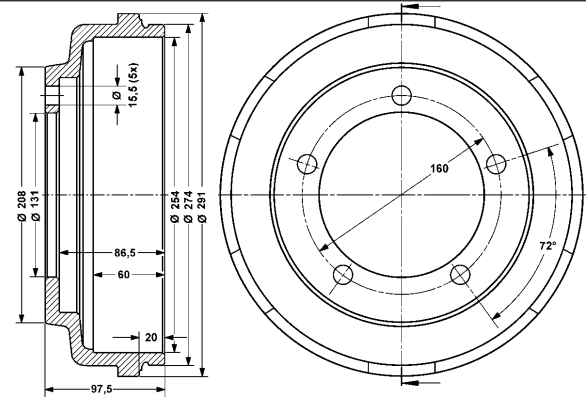
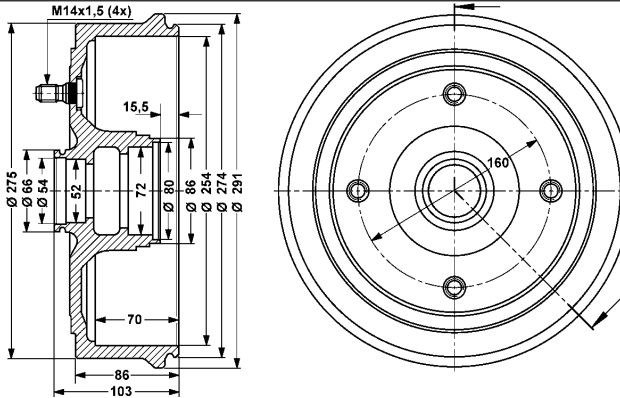
24.0225-4005.1 480070 $\varnothing 254,0/255,6 \times 64,5$ **24.0225-4010.1 480126** $\varnothing 254,0/256 \times 63$



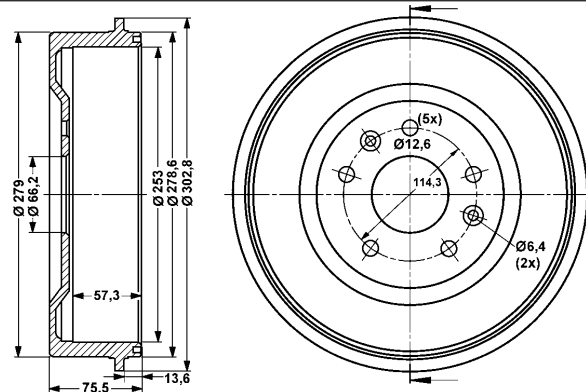
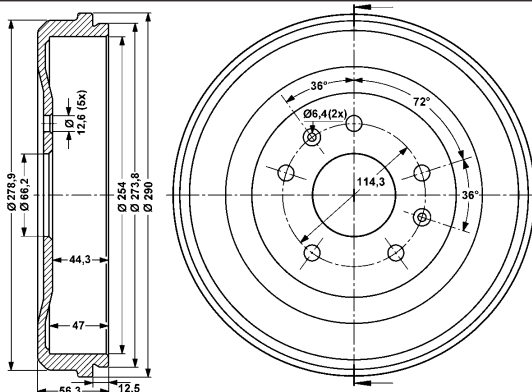
24.0225-4012.1 480153 $\varnothing 254,0/255,5 \times 67$ **24.0225-4014.1 480155** $\varnothing 254,0/255,5 \times 65$



24.0225-4015.2 480178 $\varnothing 254,0/254,8 \times 70$ **24.0225-4016.1 480171** $\varnothing 254,0/256 \times 60$



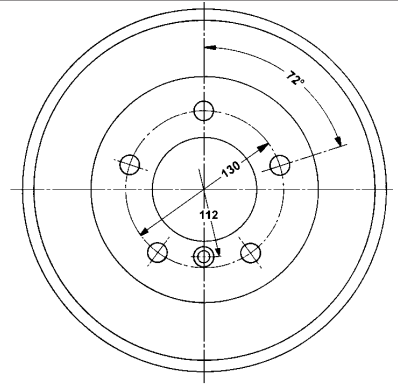
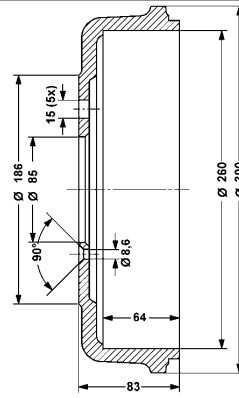
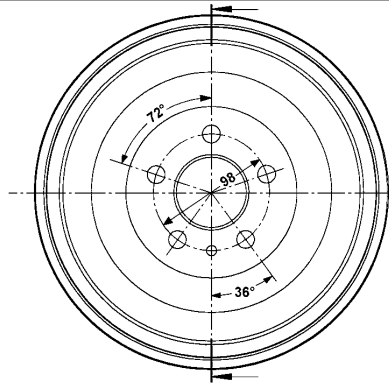
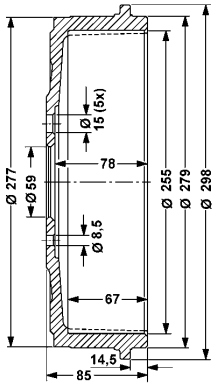
24.0225-4017.1 480182 $\varnothing 254,0/255,5 \times 47$ **24.0225-4020.1 480310** $\varnothing 254,0/255,5 \times 57,3$



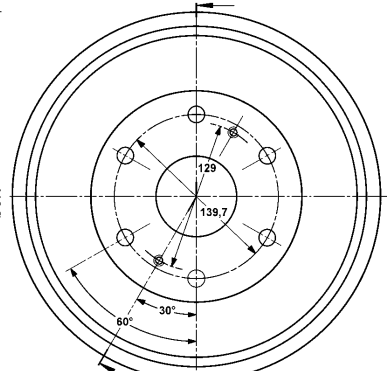
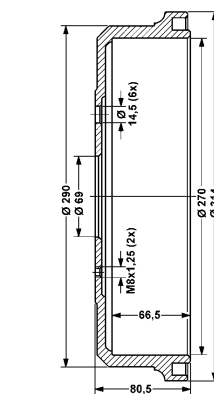
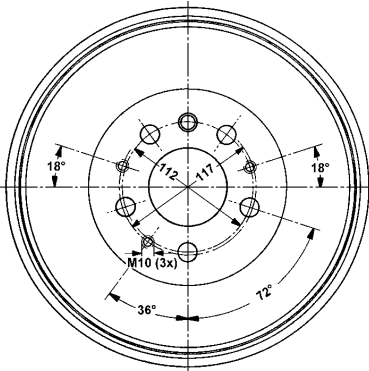
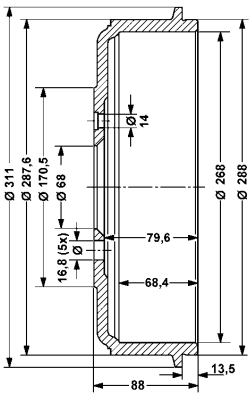
Abbildungen Bremstrommeln

Illustrations brake drums

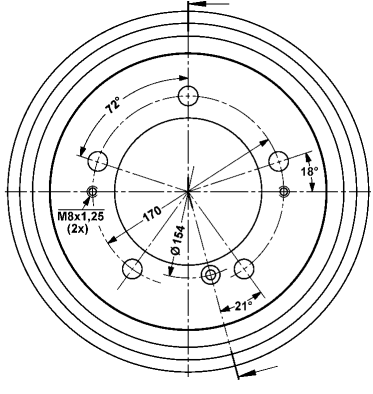
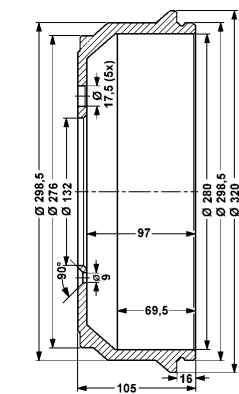
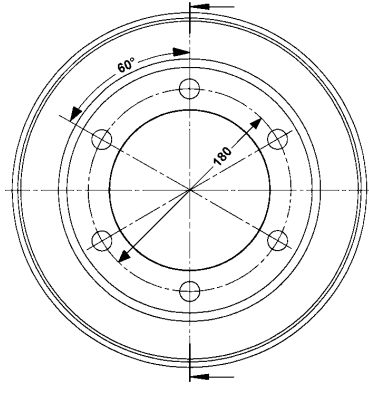
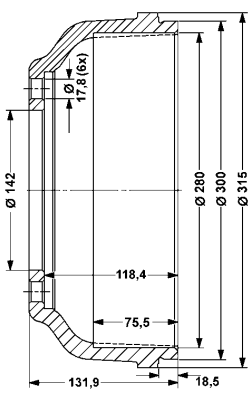
24.0225-5003.1 480066 $\varnothing 255,0/256 \times 67$ **24.0226-0001.1 480050** $\varnothing 260,0/261,5 \times 64$



24.0226-8001.1 480051 $\varnothing 268,0/269,5 \times 68,4$ **24.0227-0004.1 480303** $\varnothing 270,0/272 \times 66,5$



24.0228-0001.1 480068 $\varnothing 280,0/282 \times 75,5$ **24.0228-0002.1 480159** $\varnothing 280,0/282 \times 69,5$



24.0228-0004.1 480173 $\varnothing 280,0/282 \times 80,5$ **24.0229-5003.1 480306** $\varnothing 295,0/297 \times 67$

