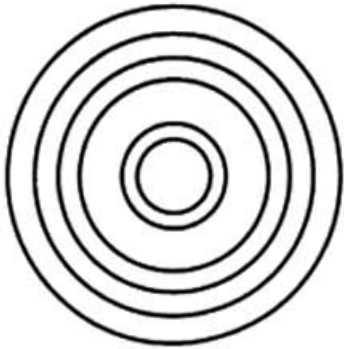


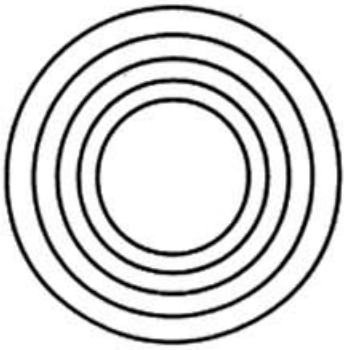
Part List
**BALL JOINT SERVICE TOOL
WITH 4-WHEEL DRIVE ADAPTERS**



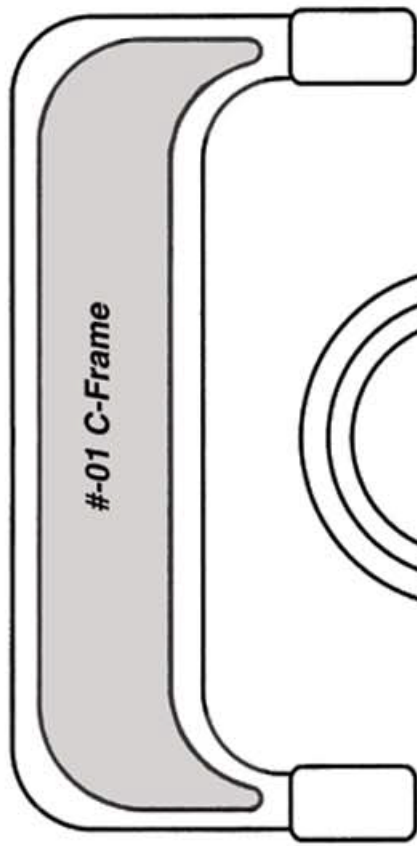
#-03 Install Adapter



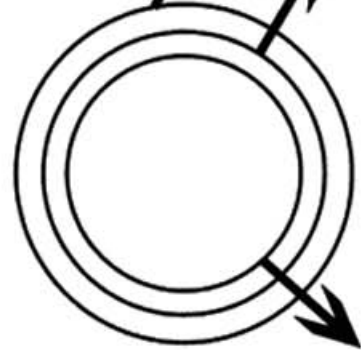
#-02 Screw



#-04 Removal Adapter



#-01 C-Frame




#-05 2-3/4" X 3"
Receiving Tube


#-06 2-1/4" X 2-1/2"
Receiving Tube

#-07 1-3/4" X 2"
Receiving Tube

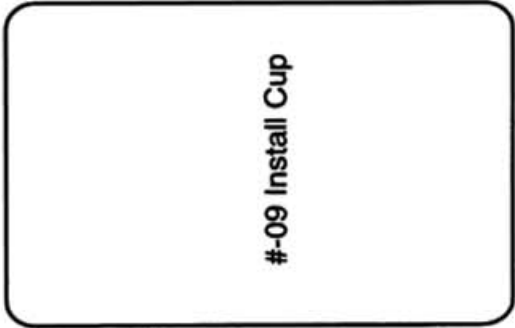
Page 1



#-08 Install Cup Adapter



#-10 Receiving Cup



#-09 Install Cup