



Package Contents:

GN079 – Sticky Suction Dash or Windshield Pedestal

AP013 – 80mm Adhesive Dash Mounting Disk

RVXLWR-B – RoadVise XL Phone and Midsize Tablet Holder with Tightening Ring

IMPORTANT: Do not overtighten ring. Overtightening ring may damage threads on holder and also make it difficult to adjust holder.

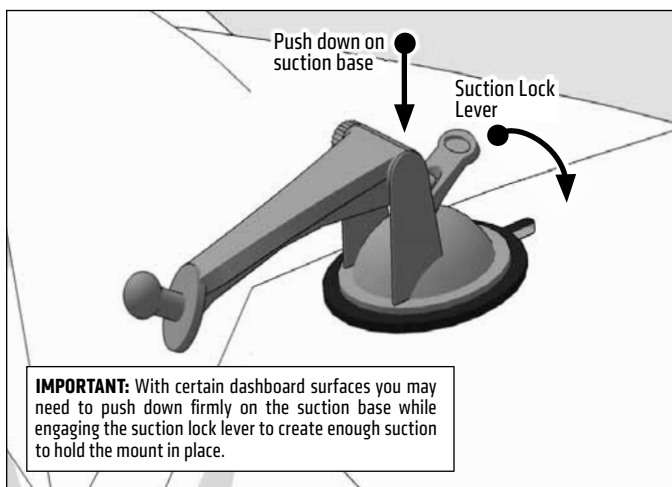
Compatibility:

Fits phones, 7-8" screen size tablets, and handheld gaming devices measuring 2.5" up to 5" wide.

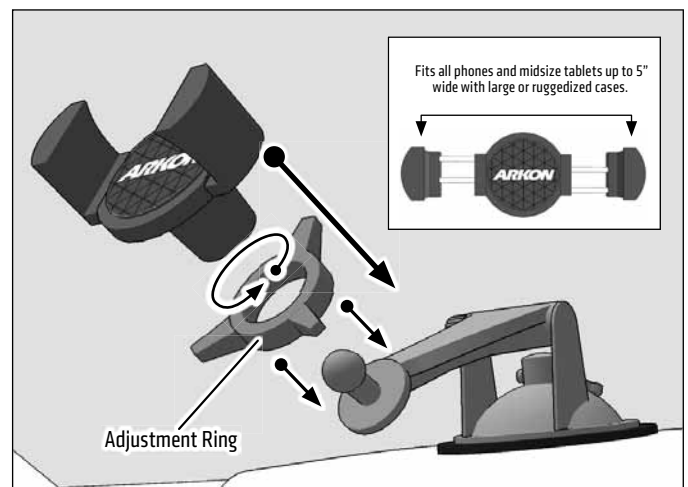
DASHBOARD MOUNTING WARNING: THE STICKY SUCTION PEDESTAL SHOULD NOT BE USED ON SOME TYPES OF DASHBOARDS. IT MAY LEAVE A PERMANENT INDENTATION ON DASHBOARD SURFACES MADE OF SOFT VINYL, LEATHER, OR SIMILAR MATERIALS. TO PREVENT PERMANENT INDENTATION MARKS, USE THE INCLUDED ADHESIVE MOUNTING DISK WHEN MOUNTING ON SOFT DASHBOARD SURFACES.

If the sticky suction base becomes dirty or loses stickiness, rinse under warm water with mild liquid soap and let air dry.

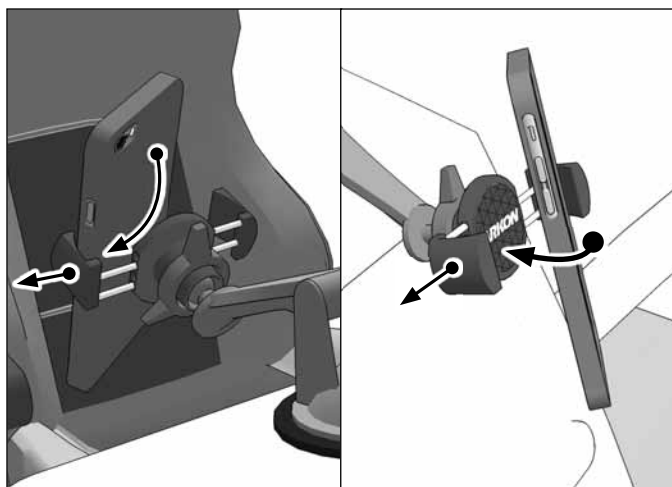
1 Attach pedestal to dash or windshield, engage suction lock.



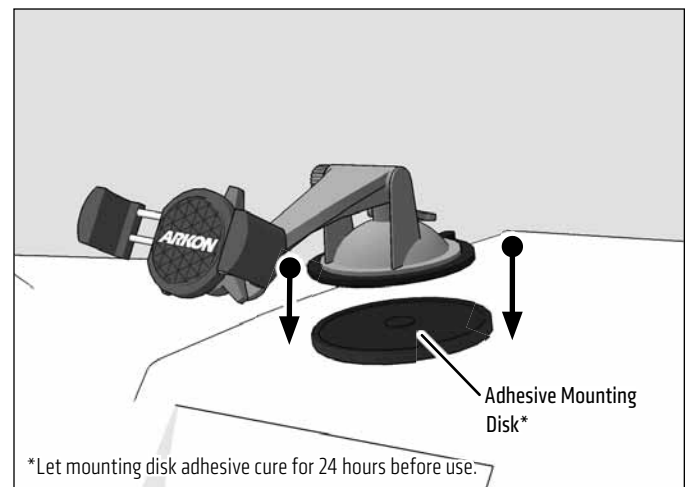
2 Place adjustment ring over the pedestal ball and snap the RoadVise XL Holder onto the pedestal.



3 Using two hands, insert the phone into the holder by pushing the device into one of the spring-loaded legs. Expand the other leg and fully insert device until it lays flat against the gray rubber pad.



OPTIONAL: For use on soft vinyl or leather dashboards, use the included adhesive mounting disk.



! Safety Precautions
Do not install Arkon products over an air bag cover or within the air bag deployment zone. Arkon Resources, Inc. assumes no responsibility of liability for injury or death as a result of car crashes and/or air bag deployment.

Arkon is not responsible for any damages caused to your vehicle, your device, or yourself due to the installation or use of this mount.

ARKON
RESOURCES INC. The Mobile Mounting Specialists™