

GN015-SBH



Package Contents:

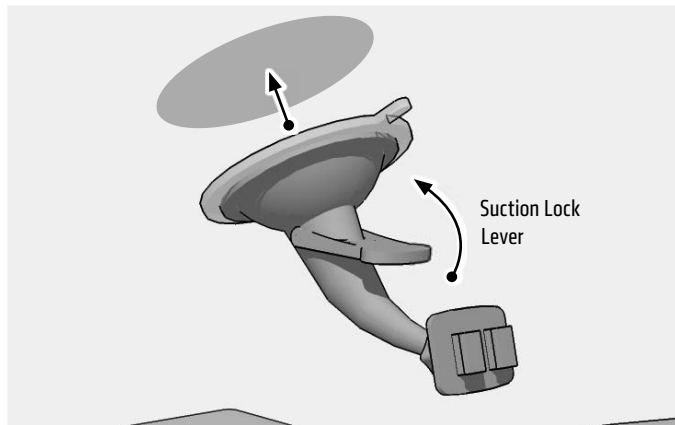
SM060-2 – Slim-Grip® Ultra™ Holder

GN015-SBH – Travelmount® Mini Windshield Suction Pedestal

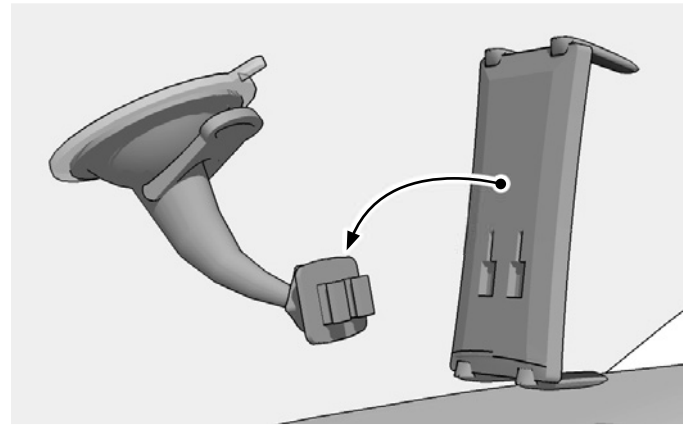
AP013 – Adhesive Dashboard Mounting Disk

IMPORTANT: Select the appropriate short or long support legs and install to holder. For large sized smartphones such as the Galaxy Note and midsize tablets, select 4 long support legs.

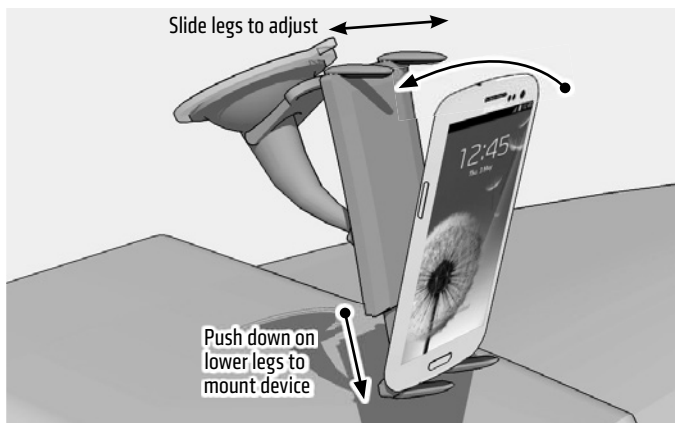
1 Attach mount to windshield and engage suction lock lever.



2 Attach holder to mount by inserting the Dual T-Tabs of the mount into the holder and sliding the holder down to lock.



3 Insert device by pushing down on the lower support legs and engaging the spring-loaded mechanism. Adjust support legs as necessary.



OPTIONAL: Use included adhesive disk for dashboard mounting.



NOTE: If necessary, use included long legs for large devices or cases.

NOTE: Let adhesive cure for 24 hours before use.



Safety Precaution

Arkon is not responsible for any damages caused to your vehicle, your device, or yourself due to the installation or use of this mount. Do not install Arkon products over an air bag cover or within the air bag deployment zone. Arkon Resources, Inc. assumes no responsibility of liability for injury or death as a result of car crashes and or air bag deployment.

ARKON
RESOURCES INC.

The Mobile Mounting Specialists™

© Copyright 2015 Arkon Resources, Inc.