



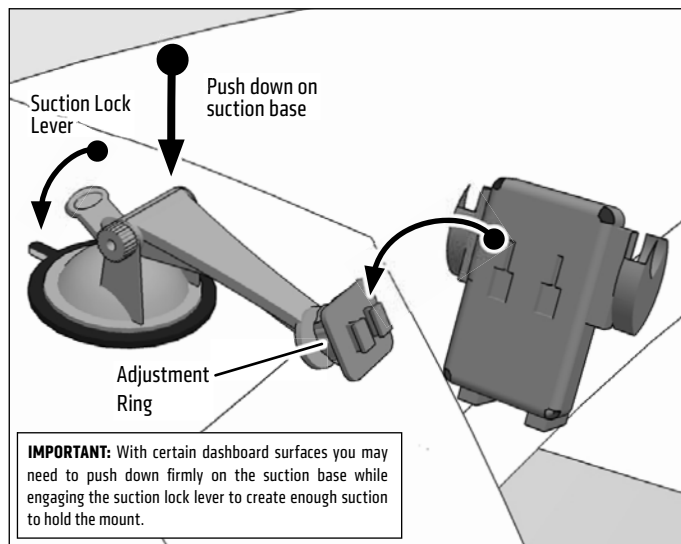
Package Contents:

- SM040-2 – Mega Grip Universal Smartphone Holder
- GN079-SBH – Sticky Suction Mounting Pedestal with Adhesive Dash Mounting Disk
- AP013 – 80mm Adhesive Dash Mounting Disk

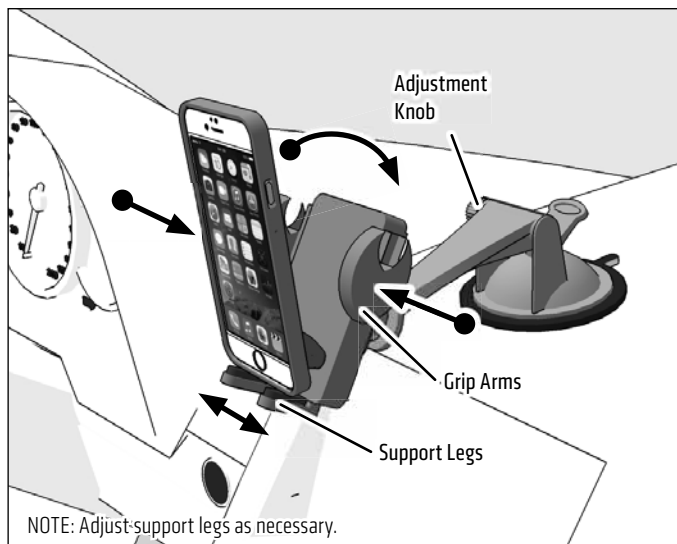
DASHBOARD MOUNTING WARNING: THE STICKY SUCTION PEDESTAL SHOULD NOT BE USED ON SOME TYPES OF DASHBOARDS. IT MAY LEAVE A PERMANENT INDENTATION ON DASHBOARD SURFACES MADE OF SOFT VINYL, LEATHER, OR SIMILAR MATERIALS. TO PREVENT PERMANENT INDENTATION MARKS, USE THE INCLUDED ADHESIVE MOUNTING DISK WHEN MOUNTING ON SOFT DASHBOARD SURFACES.

*If the sticky suction base becomes dirty or loses stickiness, rinse under warm water with mild liquid soap and let air dry.

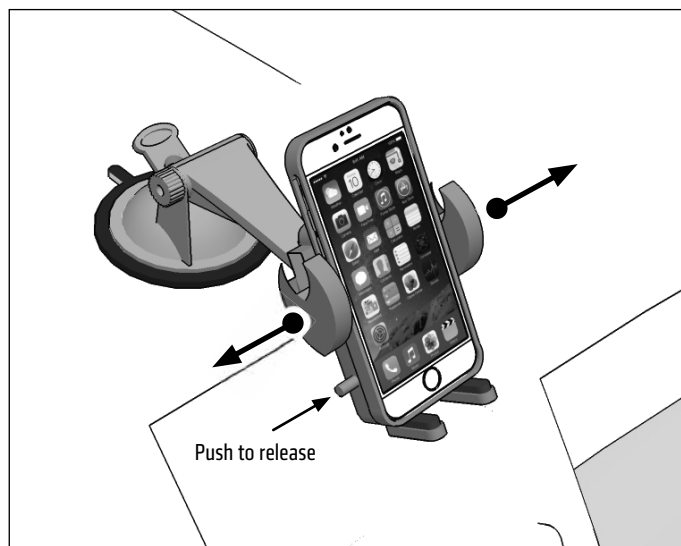
1 Attach mount to dash or windshield, engage suction lock. Connect holder to mount and adjust to desired position. Tighten adjustment ring.



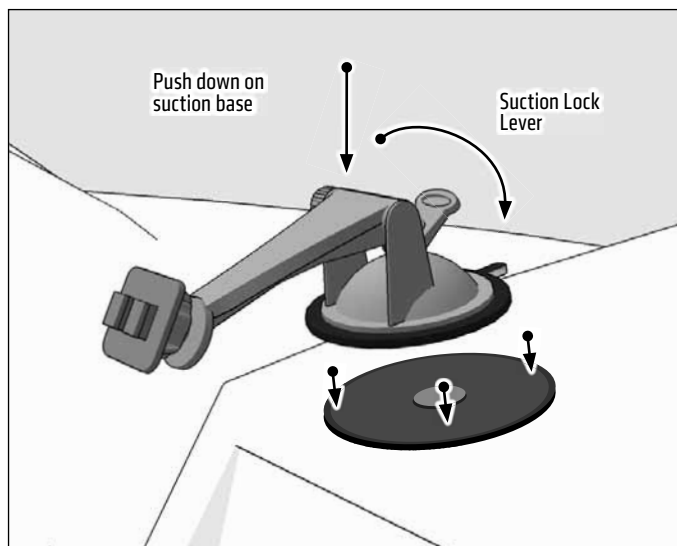
2 Place the phone or device into the holder with the device sitting on support legs. Clamp the grip arms inward to firmly grasp the device.



3 Press the release button to open the arms.



OPTIONAL: For use on soft vinyl or leather dashboards, use included adhesive mounting disk*.



! Safety Precautions
 Do not install Arkon products over an air bag cover or within the air bag deployment zone. Arkon Resources, Inc. assumes no responsibility of liability for injury or death as a result of car crashes and / or air bag deployment.
 Arkon is not responsible for any damages caused to your vehicle, your device, or yourself due to the installation or use of this pedestal mount.

ARKON
 RESOURCES INC. The Mobile Mounting Specialists™