



RM0802T

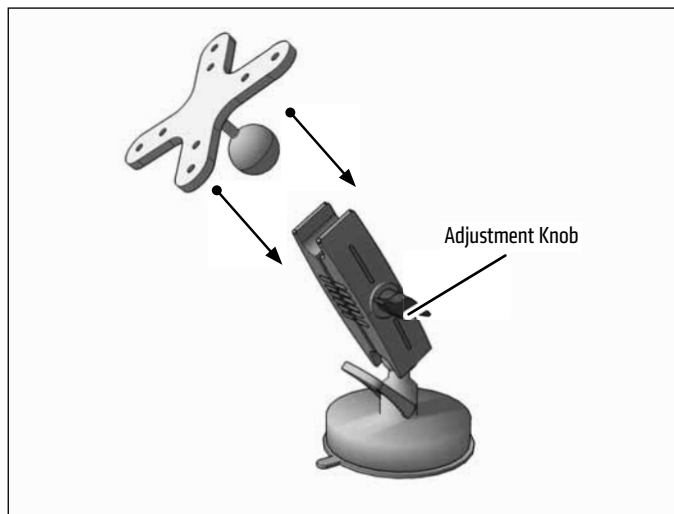


AP25MMVESA

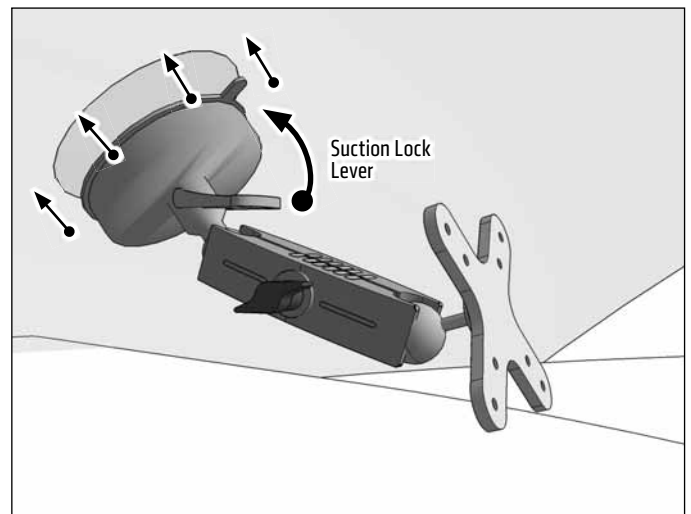
**Package Contents:**

- (1) RM0802T – Robust Windshield Suction Mounting Pedestal
- (1) AP25MMVESA – 25mm Ball to VESA 75 / VESA 100 Mounting Pattern

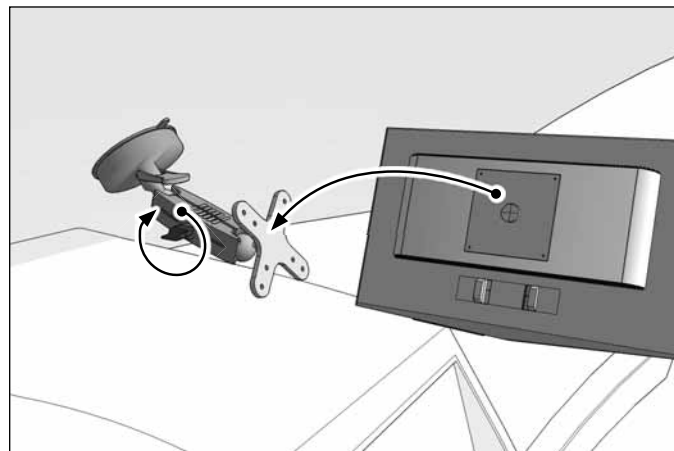
- 1 Remove the Dual-T head and attach AP25MMVESA adapter to the mount shaft as shown by loosening knob. Tighten to secure.



- 2 Attach pedestal to windshield, engage suction lock.



- 3 Attach any VESA 75/VESA 100 compatible device or holder (not included, sold separately) to the VESA plate. Loosen adjustment knob to adjust angle of pedestal and position of VESA plate. Tighten to secure.



**! Safety Precautions**  
 Do not install Arkon products over an air bag cover or within the air bag deployment zone. Arkon Resources, Inc. assumes no responsibility of liability for injury or death as a result of car crashes and / or air bag deployment.

Arkon is not responsible for any damages caused to your vehicle, your device, or yourself due to the installation or use of this mount.

**ARKON**  
 RESOURCES INC. *The Mobile Mounting Specialists™*