



HM00425MM-B



SP-RM250



APMAMPS25MM

**Package Contents:**


(1) HM00425MM-B – Headrest Mount Bracket with 25mm Ball

(1) SP-RM250 – Robust Mount Shaft


(1) APMAMPS25MM – 4-Hole Metal AMPS to 25mm (1 inch) Ball Adapter

**IMPORTANT:** Clamp may not fit all headrest types. Please consult your vehicle's user manual for compatibility.

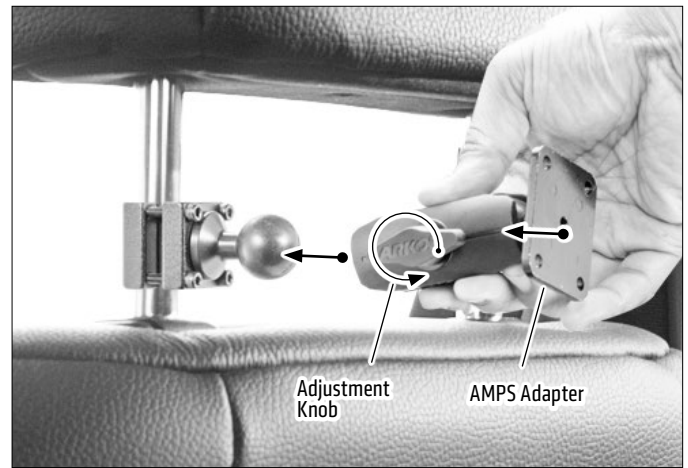
- 1 Place clamp bracket on headrest post and use the included hex key to tighten the 4 hex screws to secure.



- 3 Attach AMPS-compatible holder (not included) with screws and bolts.



- 2 Loosen the adjustment knob on the mount shaft; attach AMPS adapter to one end and attach other end to mount's bracket ball. Retighten knob and set tablet holder to desired angled.



**Safety Precautions**

Arkon is not responsible for any damages caused to your vehicle, your device, or yourself due to the installation or use of this mount. Do not install Arkon products over an air bag cover or within the air bag deployment zone. Arkon Resources, Inc. assumes no responsibility of liability for injury or death as a result of car crashes and/or air bag deployment.

**ARKON® MOUNTS**