

#TL100078



CARBON FIBER TURBO INLET PIPE /
INSTALLATION INSTRUCTIONS


APR

Notes:

These instructions were written for a North American specification MkVII GTI and Golf R. Other models, like the Audi A3, are similar.

When disassembling the car, be sure to keep all fasteners so they can be reused. It is recommend that you get some kind of compartmented tray to organize the fastners, such as a fishing tackle box or several large ice cube trays. Fasteners that are not reused for reinstallation are noted in the instructions. All directions used in this manual (right, left, front, etc.) are based on if you were sitting in the drivers seat of the car.


These instructions assume that you have basic mechanical skills and several varieties of the tools of basic hand tools in order to install the kit. If you have any questions about the install, feel free to contact your APR representative.



1) Remove the factory engine cover by lifting up on the corners of the cover and lifting up. Remove the spring clamp holding the back of the APR intake to the factory accordion inlet tube by sliding the clamp over the inlet tube.

APR

2) Loosen the 7mm clamp holding the factory inlet tube to the factory turbo inlet pipe. Once loosened, remove the factory inlet tube and both clamps from the car.




TL100078




3) Install the straight APR silicone inlet coupler to the factory turbo inlet pipe and secure with one of the supplied 8mm hose clamps.

APR

4) Install the APR accordian coupler to the back of the APR intake and secure with one of the supplied 8mm hose clamps.



TL100078



5) Install the APR Stage 2 pipe between the two couplers. Secure the front side of the pipe to the APR accordion coupler with one of the supplied 8mm hose clamps.

APR

6) Secure the rear side of the APR Stage 2 pipe to the straight silicone coupler with the last supplied 8mm hose clamp. Reinstall the engine cover by simple putting it back in its original place and pushing down.



TL100078

Learn more about performance air intake systems we have.