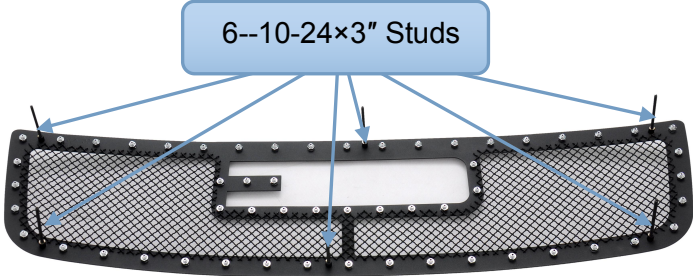
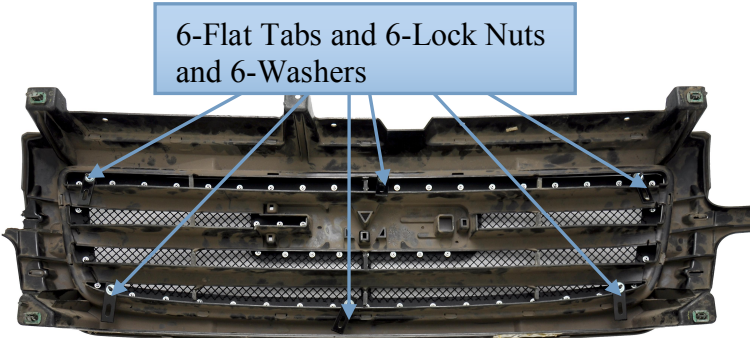



|       |            |             |   |
|-------|------------|-------------|---|
| Part# | GR07LEG71H | Application | 2003-2006 GMC Sierra1500 (Not For C3 Model) Logo Covered Main Upper |
|-------|------------|-------------|---|

| Parts List | Item | Part Name   | QTY | Description     | Item | Part Name | QTY | Description |
|------------|------|-------------|-----|-----------------|------|-----------|-----|-------------|
|            | 1    | Mesh Grille | 1   | Stainless steel | 4    | Lock Nut  | 6   | 10-24       |
|            | 2    | Stud        | 6   | 10-24× 3"       | 5    | Flat Tab  | 6   | /           |
|            | 3    | washer      | 6   | /               | 6    | /         | /   | /           |

Install Notes: Overlay  Replacement  Drill  Cut

| Step | Description   | illustration   |
|------|---|--|
| 1    | Identify the grille & hardware with parts list.   | N/A  |
| 2    | Pop hood, remove the black plastic cover (on top of OEM grille / front panel) from vehicle. This will allow access to the rear of the grille shell. |  |
| 3    | Secure the stud to the threaded holes on the rear of the grille.  |   |
| 4    | Center the grille into the opening of the factory grille shell. Be sure the studs are through the OEM grille shell.                                 |  |
| 5    | Secure grille using the flat tabs and lock nuts and washers from the back side of the OEM grille shell.   |  |
| 6    | Make sure the grille is centered and tighten the fasteners.   |  |
| 7    | Reinstall the black plastic cover which was removed in step 2.  |  |
| 8    | Installation completed!!!   |  |

The instruction here is for your reference only. You may need to bend the billet grille bars or tabs a little bit to adjust to fit. We strongly recommend the professional installer for best result. Please use masking tape and tape the OEM grille shell along the edge to protect your vehicle during installation. We are not responsible for any damage caused by the installation. Thank you for choosing our product!