






Part#	GR06LFH29H	Application	For 2011-2016 Ford F-250/F-350/F-450 With Tow Hook Show Lower Bumper
-------	------------	-------------	--

Parts List	Item	Part Name	QTY	Description	Item	Part Name	QTY	Description
	1	Mesh Grille	1	Stainless steel	3	"L" Tabs	12	
	2	Hex Flange Nut	12	10-24				

**Install Notes:**
 Overlay 
 Replacement 
 Drill 
 Cut

Step	Description	illustration
1	Identify the grille & hardware with parts list.	
2	Pop Hood, remove plastic shroud at the top and set fasteners aside.	
3	Optional: Using factory instructions, remove the entire front grille shell (as pictured in all Figures)	
4	Position the grille onto grille shell cavity.	
5	Attach the grille by putting the "L" Tabs (from back) through the screws of the grilles, secure them with Flange Nuts provided.	  
6	Make sure the billet grille is centered and tighten the fasteners.	
7	Reinstall the plastic shroud with the fasteners which was removed in step 2.	
8	Installation completed!!!	

The instruction here is for your reference only. You may need to bend the billet grille bars or tabs a little bit to adjust to fit. We strongly recommend the professional installer for best result.  
 Please use masking tape and tape the OEM grille shell along the edge to protect your vehicle during installation.  
 We are not responsible for any damage caused by the installation. Thank you for choosing our product!