







## Grille Installation Instruction

<b>Part#</b>	GR06GFG88 T/H	<i>Application</i>	<b>For 2009-2012 Ford F-150 Lariat /2009-2012 Ford F-150 King Ranch</b>
--------------	------------------	--------------------	---

Parts List	Item	Part Name	QTY	Description	Item	Part Name	QTY	Description
	1	Mesh Grille	6	Stainless steel	3	Studs	36	6-32x1"
	2	Washers	36		4	K-Lock Nuts	36	6-32

**Install Notes:** Overlay  Replacement  Drill  Cut

Step	Description	illustration
1	Identify the grille & hardware with parts list.	
2	Pop hood, remove the black plastic cover (on top of OEM grille / front panel) from vehicle. This will allow access to the rear of the grille shell.	
3	The installation can be done with the grille shell on the vehicle. Take one of the mesh grilles and insert it into the grille shell opening. There are 6 mesh grilles, 1 for each opening in the grille shell, make sure to use the correct mesh grille in the correct grille shell opening. Thread a stud in each nut welded to the grille. The threaded studs on the back of the mesh grille will extend through the openings in the black plastic in the grille shell opening.	
4	Once you have the mesh grille in the correct grille shell opening, add a washer and a 6-32 k-lock nut to each of the threaded studs on the backside of the mesh grille. (Fig 2) Tighten the nuts with a 8mm socket and ratchet.	
5	Make sure the billet grille is centered and tighten the fasteners, but do not over-tighten.	
6	Repeat this process to the remaining mesh grilles.	
7	Reinstall the black plastic cover which was removed in step 2.	
8	Installation completed!!!	

The instruction here is for your reference only. You may need to bend the billet grille bars or tabs a little bit to adjust to fit. We strongly recommend the professional installer for best result.  
 Please use masking tape and tape the OEM grille shell along the edge to protect your vehicle during installation.  
 We are not responsible for any damage caused by the installation. Thank you for choosing our product!