



PATENT PRODUCT





Grille Installation Instruction

Rev. 180901

Part#	GR04FEG33C/J	Application	For 2006-2008 Dodge Ram 1500 Tow Hook Show/ 2006-2009 Dodge Ram 2500/3500 Tow Hook Show
--------------	--------------	--------------------	--

	Item	Part Name	QTY	Description	Item	Part Name	QTY	Description
Parts List	1	Billet Grille	1	Stainless steel	3	U-Clip Nuts	2	8#
	2	Z Brackets	2	8#	4	Truss Socket Tapping Screws	2	8 × 1 "

Install Notes: Overlay Replacement Drill Cut

Step	Description	illustration
1	Identify the grille & hardware with parts list.	
2	This billet insert is designed for the new style 2006 Dodge Ram bumper fascia .	
3	Optional (for vehicles with black plastic cover under hood), Pop hood, remove the black plastic cover (on top of OEM grille / front panel) from vehicle. This will allow access to the rear of the grille shell. If you are still unable to access the rear, remove the grille shell and reattach after installation.	
4	Attach the two longer Z brackets to the bumper as shown, there attach to factory holes along the bottom of the bumper (1&2).	<div style="display: flex; justify-content: space-around;"> <div style="text-align: center;">  <p>1</p> </div> <div style="text-align: center;">  <p>2</p> </div> </div>
5	Slide a u-nut onto the other end of the mounting brackets. Center the grille into the opening (The small mounting tabs sit towards the bottom of the opening). Attach the grille using the #8 screws.	
6	Make sure the billet grille is centered and tighten the fasteners, but do not over-tighten.	
7	Reinstall the black plastic cover which was removed in step 2.	
8	Installation completed!!!	

The instruction here is for your reference only. You may need to bend the billet grille bars or tabs a little bit to adjust to fit. We strongly recommend the professional installer for best result.
 Please use masking tape and tape the OEM grille shell along the edge to protect your vehicle during installation.
 We are not responsible for any damage caused by the installation. Thank you for choosing our product!