




| | | | |
|-------|------------|-------------|--|
| Part# | GR03GFD67H | Application | 07-up Chevy Avalanche / Tahoe / Suburban – Stainless Steel Mesh Low Bumper Grille |
|-------|------------|-------------|--|

| Parts List | Item | Part Name | QTY | Description | Item | Part Name | QTY | Description |
|------------|------|----------------------------|-----|-----------------|------|---------------------------|-----|-------------|
| | 1 | Mesh Grille | 2 | Stainless steel | 3 | Long Stainless J-Brackets | 4 | |
| | 2 | Short Stainless J-Brackets | 4 | 8# | 4 | Nylon Lock Nuts | 8 | 6-32 |

Install Notes: Overlay Replacement Drill Cut

| Step | Description | illustration |
|------|---|--|
| 1 | Identify the grille & hardware with parts list. |  |
| 2 | Remove the plastic filler panel from each of the two bumper opening. | |
| 3 | Center the wire mesh grilles into each of the bumper openings. | |
| 4 | Place the short stainless J-brackets over the fully threaded studs at the top of the wire mesh grille and hook the other end over the lip on the backside of the bumper opening and hold in place using the nyloc nuts. Figure 1 | |
| 5 | Place the long stainless J-brackets over the fully threaded studs at the bottom of the wire mesh grille and hook the other side over the lip on the backside of the bumper opening and hold in place using the nyloc nuts. Figure 2 | |
| | |   |
| 6 | Make sure the billet grille is centered and tighten the fasteners. but do not over-tighten. | |
| 7 | Once the wire mesh grilles are centered to your liking secure all hardware. | |
| 8 | Installation completed!!! | |

The instruction here is for your reference only. You may need to bend the billet grille bars or tabs a little bit to adjust to fit. We strongly recommend the professional installer for best result. Please use masking tape and tape the OEM grille shell along the edge to protect your vehicle during installation. We are not responsible for any damage caused by the installation. Thank you for choosing our product!