



Description: L.E.D. Tailgate Spoiler 5-Function
Part Number: 861162
Application: 14-15 Toyota Tundra



Read complete instructions
before installation!
Improper installation may
void warranty

Tools Needed:


Phillips screwdriver, T30 TORX bit, pliers, wire cutters, electrical tape and panel popper




Step 1: Remove the plastic tailgate guard with the panel popper. Then remove the four push pins located at the back of the tailgate.



Some force may be required to remove the existing plastic tailgate guard. Use the panel popper for leverage.




Step 2: Unscrew the eight T30 torx screws using the T30 TORX bit. The Anzo Tailgate Spoiler comes with a wiring harness and six additional push pins.




Step 3: Disconnect the Anzo wiring harness and run the shorter half of the wiring into the tailgate housing.



Step 4: Clean the back of the Anzo tailgate, as it comes with a strip of 3M tape that will adhere to it. Only peel off 1/3 of the 3M tape, as some force will be required to seat the Anzo Tailgate Spoiler. Once the Anzo Tailgate Spoiler is properly seated, install the push pins and then remove the 3M tape slowly.



Step 5: Run the extended wiring harness from the back of the bumper into the tailgate access holes located at the bottom of the tailgate.



Step 6: Run the white wire that is attached to the Anzo Tailgate Spoiler underneath the trunk, to where the existing tow wiring is located. Tap the white (reverse light) wire using a Scotchlok [22-18 gauge wire] to the trunk's tow wiring. Within the tow wiring harness you will look for a blue with red line wire and tap into that wire. Using electrical tape, tape up the wiring harness and Scotchlok to create a weather-tight seal.



Step 7: Connect the four pin wiring harness into the towing harness. The white wire is for the reverse light function.



Step 8: With a friend or co-worker turn on the truck and cycle through the lights to ensure that the Anzo Tailgate Spoiler lights are working properly. Once this is verified, reinstall the access panel with the eight T30 torx screws.



Description: L.E.D. Tailgate Spoiler 5-Function
Part Number: 861162
Application: 14-15 Toyota Tundra



Read complete instructions
before installation!
Improper installation may
void warranty

Tools Needed:

Phillips screwdriver, T30 TORX bit, pliers, wire cutters, electrical tape and panel popper



Left Turn Signal



Right Turn Signal



Parking



Brake



Reverse



Reverse With Red L.E.D.'s