

**PRODUCT DESCRIPTION:** Tail light  
**APPLICATION:** 2005-2011 Toyota Tacoma



## INSTALLATION GUIDE

READ COMPLETE INSTRUCTIONS BEFORE INSTALLATION  
Improper installation may void warranty.



**TOOLS NEEDED:** 10mm Socket

### STEP 1




Stock Toyota Tacoma Tail lights

### STEP 2




Lower tailgate

### STEP 3



Remove two 10mm bolts

### STEP 4




Pull tail light back to remove tail light locating pins from fender.

### STEP 5



Disconnect main tail light harness connector.

### STEP 6



Connect Anzo USA tail light connector to main harness on vehicle.

### STEP 7



Slide Anzo USA tail light into fender while guiding tail light locating pins into opening.

### STEP 8



Repeat steps 3-7 for other tail light. Check all functions of light before driving.