



# ANDERSEN HITCHES



## PREMIER TOWING PRODUCTS

### 2020 CATALOG

SUPPORT USA JOBS



Thank you for choosing Andersen Hitches! The Andersen team is excited to provide you with a great selection of premier towing products. We take pride in offering quality products made in the USA, so when you choose Andersen you can hold your head up high knowing you support USA jobs.

Our company has over 50 years of manufacturing experience, so when only the best will do, we are confident in our ability to provide you with the tough, innovative hitches and trailer gear you deserve.

This product catalog will help you stay up-to-date on what we have to offer. You'll find old favorites along with some new additions. Don't take our word for it though—take a look for yourself and see what we can do for you.

Best regards,

*- Ryan Andersen*

CEO of Andersen Manufacturing Inc. (D.B.A. Andersen Hitches)

# INDEX



## BALL MOUNTS

- 4 | Locking Pins
- 5 | Rapid Hitches
- 6 | EZ Adjust Hitches
- 7 | EZ HD Hitches
- 8 | Alumistinger
- 9 | Greaseless Hardball
- 9 | Adapter Sleeve



## TRAILER GEAR

- 10 | Ultimate Trailer Gear Bags
- 12 | Camper Leveler
- 13 | Rapid Jack
- 14 | Tuff Chock, Tuff Pads, & Clean Step
- 15 | Quick Tire Change Kits
- 16 | EZ Block
- 17 | Trailer Jack Block



## WEIGHT DISTRIBUTION HITCH

- 18 | Weight Distribution (WD) Hitch
- 20 | WD Fitment Guide



## 5TH WHEEL HITCHES, ADAPTERS, & ACCESSORIES

- 21 | EZ Goose
- 22 | 5th Wheel Hitch Configuration Chart
- 24 | Ultimate 5th Wheel Connection
- 26 | Coupler Tube Chart
- 28 | Ultimate Connection Accessories
- 30 | Ultimate Gooseneck Connection
- 31 | Ranch Hitch Adapter

## ADDITIONAL DEALER RESOURCES

- 32 | Display Stands
- 34 | Product & SKU List
- 38 | Online Resources
- 39 | Becoming an Andersen Dealer

# STAINLESS STEEL LOCKING PINS



## RAPID HITCH LOCK SET

FOR RECEIVER AND ADJUSTMENT RACK



## UNIVERSAL LOCK SET

RECEIVER LOCK FOR ALL  
2", 2-1/2", 3" RECEIVERS



## EZ/EZ HD LOCK SET

FOR RECEIVER AND ADJUSTMENT RACK

#3492



4-3/8" (112mm) Adjuster Lock  
3-1/2" (90mm) Receiver Lock

#3429



3-1/2" (90mm) Receiver Lock

#3493



1-7/8" (48mm) Adjuster Lock  
3-1/2" (90mm) Receiver Lock

- Patented heavy-duty triple ball bearing mechanism ensures a solid and secure attachment.
- No more 'False Locks' with our positive Clik-Lock™ System—the key can only be removed after the head fully locks.
- O-Ring and dust cover keep dirt and corrosion out.

- 99.99% Rust-free materials—helps eliminate typical seizing seen in regular hitch locks.
- Heavy-duty keys are keyed alike and reversible (can be inserted in either direction).



**Replacement Keys Available - Part #3499**  
(Requires 4-digit key number—limited quantity available)





# THE ORIGINAL RAPID HITCH



JUST ONE PIN TO ADJUST BALL AND HEIGHT • ADJUSTS IN 1" INCREMENTS • MANUFACTURED OF 6061-T6 ALUMINUM

## 4" DROP/RISE

8" TOTAL RANGE



## 6" DROP/RISE

12" TOTAL RANGE



## 8" DROP/RISE

16" TOTAL RANGE



## 10" DROP/RISE

20" TOTAL RANGE



## 2" & 2-1/2" SHANK AVAILABLE



## PLATED STEEL BALL SIZES

1-7/8" X 2"



2" X 2-5/16"



## GREASELESS BALL SIZES

1-7/8" X 2"



2" X 2-5/16"



FOR A LIST OF AVAILABLE RAPID HITCHES, SEE PAGE 34.



### 2" SHANK WITH GREASELESS BALL RATING:

1,500 lbs tongue weight • 2-5/16" Ball - 10K GTWR  
• 2" Ball - 8K GTWR • 1-7/8" Ball - 5K GTWR

### 2-1/2" SHANK WITH GREASELESS BALL RATING:

1,500 lbs tongue weight • 2-5/16" Ball - 12.5K GTWR  
• 2" Ball - 10K GTWR • 1-7/8" - 5K lbs GTWR

### 2" SHANK WITH PLATED STEEL BALL RATING:

1,500 lbs tongue weight • 2-5/16" Ball - 10K GTWR  
• 2" Ball - 8K GTWR • 1-7/8" Ball - 7.5K GTWR

### 2-1/2" SHANK WITH PLATED STEEL BALL RATING:

1,500 lbs tongue weight • 2-5/16" x 2" - 12.5K/10K GTWR  
• 2" x 1-7/8" - 8K/7.5K GTWR



**4" OR 8" DROP/RISE**

**EZ**  
ADJUST  
HITCH



EASILY ADJUST BALL AND HEIGHT WITH JUST ONE PIN • ALL STEEL INDEPENDENTLY TESTED TO MEET SAE J684 STANDARDS

## 2" & 2-1/2" SHANK AVAILABLE



**#3292**

2" Shank  
4" Drop/Rise



**#3292-25**

2-1/2" Shank  
4" Drop/Rise



**#3293**

2" Shank  
8" Drop/Rise



**#3293-25**

2-1/2" Shank  
8" Drop/Rise



**4" DROP/RISE**

**#3290** 2" Shank & 2" x 2-5/16" Combo Ball

**#3295** 2" Shank & 1-7/8" x 2" Combo Ball

**#3290-25** 2-1/2" Shank & 2" x 2-5/16" Combo Ball

## COMBO BALL SIZES



**#3288**

1-7/8" x 2"  
Combo Ball



**#3289**

2" x 2-5/16"  
Combo Ball



**#3289-25**

2" x 2-5/16"  
Combo Ball  
(For 2-1/2"  
Shanks)



**8" DROP/RISE**

**#3296** 2" Shank & 2" x 2-5/16" Combo Ball

**#3297** 2" Shank & 1-7/8" x 2" Combo Ball

**#3296-25** 2-1/2" Shank & 2" x 2-5/16" Combo Ball



### 2" SHANK RATING:

1,500 lbs tongue weight  
2-5/16" Ball - 10K lbs GTWR  
2" Ball - 8K lbs GTWR  
1-7/8" Ball - 7.5K lbs GTWR

### 2-1/2" SHANK RATING:

1,500 lbs tongue weight  
2-5/16" Ball - 12.5K lbs GTWR  
2" Ball - 10K lbs GTWR

# EZ HD



The 2" x 2-5/16" ball is standard for all EZ HDs.

## THE HEAVY DUTY HITCH YOU NEED

RATED UP TO **16,000 LBS** GTWR

### AVAILABLE **DROP/RISE** & **SHANK** SIZES

#3351

8" Drop/Rise  
2" Shank



#3399

8" Drop/Rise  
2-1/2" Shank



#3399-3

8" Drop/Rise  
3" Shank



#3353

4" Drop/Rise  
2" Shank



#3391

4" Drop/Rise  
2-1/2" Shank



#3391-3

4" Drop/Rise  
3" Shank



### 4" DROP/RISE **EZ HD**

#3294 2" Shank & 2" x 2-5/16" Combo Ball

#3291 2-1/2" Shank & 2" x 2-5/16" Combo Ball

#3294-3 3" Shank & 2" x 2-5/16" Combo Ball



### 8" DROP/RISE **EZ HD**

#3298 2" Shank & 2" x 2-5/16" Combo Ball

#3299 2-1/2" Shank & 2" x 2-5/16" Combo Ball

#3298-3 3" Shank & 2" x 2-5/16" Combo Ball



#### 2" SHANK RATINGS:

- 1,500 lbs tongue weight
- 14K lbs GTWR with 2-5/16" ball
- 10K lbs GTWR with 2" ball

#### 2-1/2" & 3" SHANK RATINGS:

- 1,600 lbs tongue weight
- 16K lbs GTWR with 2-5/16" ball
- 10K lbs GTWR with 2" ball



# ALUMI STINGER



THE ORIGINAL POLISHED ALUMINUM BALL MOUNT

The Alumistinger is made out of one solid piece of aluminum alloy with no welds, giving it all the strength and durability you need. It won't rust, chip, or peel.

This hitch offers boat, snowmobile, ATV, and utility trailer owners the highest quality in bumper pulls.

Pair it with the Greaseless Hardball (see on page 9).

**#3511**

10" Drop/ 9" Rise



**#3509**

8" Drop/ 7" Rise



**#3507**

6" Drop/ 5" Rise



**#3505**

4" Drop/ 3" Rise



**#3503**

2" Drop/ 1" Rise



RATED UP TO 8,000 LBS GTWR.  
RATED UP TO 800 LBS TONGUE WEIGHT.

Accepts any 1" shank ball.

Meets V5 and SAE J684 certifications.

All sizes can be used in the drop or rise position.

Fits all standard 2" receivers and 2-1/2" receivers with sleeve (Part #3800, see on page 9).



# GREASELESS **HARDBALL**

THE PERFECT COMPANION TO THE ALUMISTINGER BALL MOUNT

NO MORE MESSY HANDS &  
NO MORE MESSY CLOTHES

LIFETIME WARRANTY ON THE CAP

#3661

1-7/8" Ball  
1" Shank



#3662

2" Ball  
1" Shank



#3663

2-5/16" Ball  
1" Shank



## 2-1/2" ADAPTER **SLEEVE**



#3800

Our all-aluminum sleeve allows your 2-1/2" receiver to use a 2" shank ball mount. This simple, strong sleeve will not rust, chip or peel! Very tight tolerances in manufacturing prevent a sloppy fit. 5" total length.





# ULTIMATE TRAILER GEAR

## DUFFEL BAG KIT (for dual-axle RVs and trailers)



- 2 Camper Levelers
- 4 Tuff Pads
- 4 Tuff Chocks
- 1 Sturdy Duffel Bag
- 1 Clean Step
- 1 Rapid Jack with 1 Rubber Mat

## TRAILER JACK BLOCK BAG (for 5th Wheel RVs)



- 4 Trailer Jack Blocks
- 4 Tuff Chocks
- 1 Clean Step
- 1 Sturdy Duffel Bag



- *Level your trailer precisely on the first try.*
- *Change a flat tire on a multi-axle vehicle.*
- *Reduce stress & wear on trailer jacks.*



**DEALERS – add your company's logo to the top of every bag for FREE!**

(Requires minimum purchase. Ask your Rep. for details.)

## EZ BLOCK BAG (for single-axle RVs and trailers)



- 1 EZ Block
- 2 Tuff Chocks
- 1 Camper Leveler
- 1 Clean Step
- 4 Tuff Pads
- 1 Sturdy Duffel Bag

## SUPER EZ BAG (for dual-axle bumper-pull trailers)



- 4 EZ Blocks
- 2 Tuff Chocks
- 2 Camper Levelers
- 1 Rapid Jack with 1 Rubber Mat
- 1 Clean Step
- 1 Sturdy Duffel Bag



- Keep stabilizer legs from sinking.
- Save time and money.

...AND MUCH MORE!

# CAMPER LEVELER

LEVEL YOUR TRAILER ON THE **FIRST TRY** EVERY TIME



#3604

EACH CAMPER LEVELER KIT COMES WITH A CAMPER LEVELER & TUFF CHOCK.



Works with single-axle & multi-axle trailers and RVs  
(Use one Camper Leveler kit per axle).



Quick & Easy Leveler



Wheel Chocks



Easy, perfect leveling—  
any height from 1/2" to 4".




**WORKS GREAT ON TRAILERS UP TO 30,000 LBS**  
with tires up to 32" in diameter.

For trailer gear kits refer to pages 10-11.





THE **MUST-HAVE** TOOL FOR  
**TRUCK & TRAILERS**



#3620



Works great on trailers up to  
**30,000 LBS**



**THE RAPID TIRE CHANGER (MULTI-AXLE TRAILERS)**

No more laying in the dirt to position a jack.



**WHEEL BLOCK POSITION**



**POST BLOCK POSITION**



**PAD BLOCK POSITION**

The Rapid Jack can hold the wheel to help prevent rolling and features a 1/2" deep molded post hole.



**Tuff Chock (Sold Separately) - Part #3499**

Use Tuff Chock with Rapid Jack to prevent trailer from rolling when unhooked from tow vehicle.

Rapid Jack comes with a rubber pad for extra grip on hard surfaces.

For more trailer gear kits refer to pages 10-11.

# TUFF CHOCK

#3605



# TUFF PADS

#3606




A MUST FOR  
EVERY TRAILER  
& RV OWNER

### Built Tuff, built to last!

Not only are the Tuff Pads and Tuff Chocks strong & sturdy, they resist dirt, grease and oil.

Our **Tuff Pads** come in a set of 4, ready to work as a pad for your trailer jack or stabilizer legs.



#3607

**KEEP 90% OF THE DIRT OUTSIDE  
OF YOUR RV, TRAILER OR HOME**

# CLEAN STEP



Our **unique top ridge** efficiently removes **MUD, DIRT, & GREASE.**

NO MORE DIRTY MATS • FLOORS STAY CLEANER LONGER • TO CLEAN, SIMPLY RINSE WITH WATER



Tuff Chock is built to work with the curve of the Rapid Jack for extra 'jack' support (See page 13). Tuff Chock is also included with each Camper Leveler (See page 12).

For trailer gear kits refer to pages 10-11.



# QUICK TIRE CHANGE KIT



## MINI JACK KIT

Great for **Torsion Bar Axle Trailers**

#3625



### Mini Jack Kit Includes:

- 1 Mini Jack (*Camper Leveler*)
- 1 Extendable Lug Wrench
- 2 Reversible Sockets
- 1 Tuff Chock
- 1 Carry Bag

### Includes 4 Socket Sizes:



The 2 sockets are reversible

## RAPID JACK KIT

Great for **Leaf Spring Axle Trailers**

#3626



### Rapid Jack Kit Includes:

- 1 Rapid Jack (*with Rubber Pad*)
- 1 Extendable Lug Wrench
- 2 Reversible Sockets
- 1 Tuff Chock
- 1 Carry Bag

### Lug wrench extends from 14" to 21"



Place the 'Jack' under the good tire and drive up as much as needed.



Place the Chock on the other side of the 'Jack' and change away!



QUICK TIRE CHANGE KIT 'JACKS' CAN HANDLE UP TO 30,000 LBS.

For more about the Camper Leveler (*Mini Jack*), refer to page 12.

For more about the Rapid Jack, refer to page 13.

For more trailer gear kits, refer to pages 10-11.

# EZ BLOCK



#3621

**STABILIZING YOUR  
TRAILER OR RV IS  
SUPER EZ WITH THE  
EZ BLOCK**

**Reduces rocking, movement  
and swaying in your trailer.**



## 3 FEATURES THAT MAKE IT THE PERFECT JACK BLOCK



Scissor Jacks & Pad Jacks



Recessed Post Hole



Stackable for Extra Height\*

**Order in different packs**



Available in single, 2-Pack,  
4-Pack, & 5-Pack.



\*DO NOT STACK MORE THAN TWO EZ BLOCKS HIGH.

**RATED UP TO 2,000 LBS (SINGLE OR DOUBLE STACKED).**

For trailer gear kits refer to pages 10-11.

# FAST & EASY TRAILER STABILIZING NO NEED TO CHECK AND ADJUST EACH JACK BLOCK



## UP TO **90% LESS ROCKING**

when people move around in your trailer.

Powerful, built-in magnets instantly attach the block to your jack, cutting down the amount of time you take to level and stabilize your trailer.



#3608-M

## 3 FEATURES TO REDUCE WEAR & TEAR ON JACKS & STABILIZERS



Recessed Pad Holes



Recessed Post Holes



Stackable for Extra Height\*\*

### Additional Features (Similar to EZ Block):

- Eliminates nearly all movement and sway in parked RV's.
- Replaces typical stabilizer jacks & kingpin stabilizers.
- Rugged & Durable (resists dirt and oil).

### Order in different packs



Available in single, 2-Pack, 6-Pack. 6-Pack comes with a **free clean step!**



\*\*DO NOT STACK MORE THAN TWO JACK BLOCKS HIGH.

RATED UP TO 6,000 LBS (SINGLE) OR 1,500 LBS (DOUBLE-STACKED).


For trailer gear kits refer to pages 10-11.



# NO-SWAY, NO-BOUNCE WEIGHT DISTRIBUTION HITCH

IT DOESN'T JUST RAISE THE BAR, IT ELIMINATES IT. NO SWAY BARS NEEDED.

## WEIGHT DISTRIBUTION (WD) HITCH COMPONENTS



## WD HITCH FEATURES

- Grease-free system ball turns with trailer.
- Easy install - no leverage bars needed.
- Weighs less than 60 lbs.
- Unparalleled sway-control that auto-adjusts to load.
- Patented shock absorbers prevent vehicle from bouncing like traditional weight distribution hitches.




**Weight Distribution (WD) Hitch Fitment Guide:** This guide displays our different combination of WD hitch kits based on different variants including: Drop, Shank, and Bracket sizes (Refer to page 20 for fitment guide).

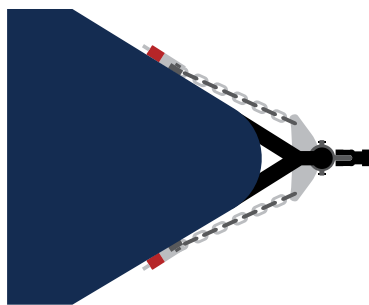
If a specific setup is not covered by one of our standard Weight Distribution Hitch kits, we may be able to put together the exact kit you need. Contact your Andersen Sales Representative for more info (Refer to page 39 for sales rep contact info. Additional fees may apply).

## WORKS ON A VARIETY OF TRAILER STYLES

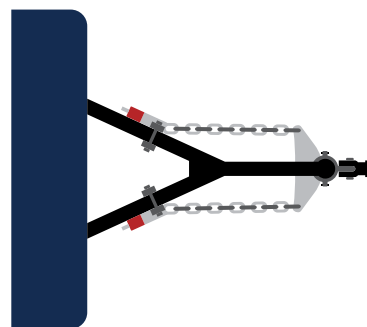
Kits available in these frame sizes: 3", 4", 4-3/8", 5", 6", 7" & 8" (See page 20 for different kits).



A-FRAME



V-FRAME



Y-FRAME

## DROP/RACKS

Available with 2" 2-1/2" or 3" shank/receiver.  
Available 4" or 8" Drop.



## BALL HOUSING

Available with 2" or 2-5/16" ball.



- RATED 10,000 LBS GTWR WITH THE 2" BALL.
- RATED 14,000 LBS GTWR WITH THE 2-5/16" BALL.
- RATED 16,000 LBS GTWR WITH THE 2-5/16" BALL (WITH 2-1/2" OR 3" SHANK ON DROP RACK).

**IMPORTANT:** Currently the Atwood 88007, 88010, 88555 and 88600 couplers are not compatible with the Andersen WD Hitch (all other Atwood couplers are fine).



# WEIGHT DISTRIBUTION HITCH

## STANDARD KITS

### 4" DROP/RISE WD HITCH KITS

Part #	Drop/Rise	Ball Size	Shank Size	Brackets
3324	4"	2"	2"	3", 4", 5", 6"
3343	4"	2"	2"	4-3/8"
3344	4"	2-5/16"	2"	4-3/8"
3350	4"	2-5/16"	2"	3", 4", 5", 6"
3385	4"	2-5/16"	2"	7", 8"
3394	4"	2-5/16"	2-1/2"	3", 4", 5", 6"
3394-3	4"	2-5/16"	3"	3", 4", 5", 6"

### 8" DROP/RISE WD HITCH KITS

Part #	Drop/Rise	Ball Size	Shank Size	Brackets
3326	8"	2"	2"	3", 4", 5", 6"
3347	8"	2"	2"	4-3/8"
3348	8"	2-5/16"	2"	4-3/8"
3380	8"	2-5/16"	2"	3", 4", 5", 6"
3386	8"	2-5/16"	2"	7", 8"
3398	8"	2-5/16"	2-1/2"	3", 4", 5", 6"
3398-3	8"	2-5/16"	3"	3", 4", 5", 6"

*If a specific setup is not covered by one of our standard Weight Distribution Hitch kits, we may be able to put together the exact kit you need. Contact your Andersen Sales Rep for more info.*

*(Refer to page 39 for sales rep contact info. Additional fees may apply)*

# EZ GOOSE



AN **EASY** AND **GREASELESS** REPLACEMENT  
TO YOUR CURRENT **GOOSENECK COUPLER**

Fits all standard 4" (ID) round trailer tubes.



#3150-RDH

- Fits all 2-5/16" gooseneck ball hitches.
- Built-in 5-7/8" funnel provides fast and easy hookup—even when positioned off-center.
- Tube is 27" long.
- Remote latch for a simple connection and disconnection.
- Greaseless coupler to prevent greasy messes.
- Pre-drilled for easy installation.
- Allows for hookup even when up to 3" off-center.
- Powder coated silver for long term good looks.









RATED FOR 24,000 LB GTWR AND 6,000 LBS TONGUE WEIGHT.

# ANDERSEN 5<sup>TH</sup> WHEEL HITCH

• • This guide is accurate for most newer configurations. However, we do

Contact your Andersen Rep or Customer Service if you have questions about a particular setup (Refer to page 39 for sales rep contact info).

Solid Pin Box		Moveable Pin Box			
Under 30"	Over 30"	MORryde	Air Bag style	Rota-Flex	Airbourne
					

## 3200 Ultimate 5th Wheel Connection (Rail Mount)

U5 - RAIL

Page 25



YES

YES

YES

w/ MORryde  
#RPB710-009 <sup>2</sup>

YES

YES


w/ Lock-Out  
kit (part 3247)

YES

## 3220 Ultimate 5th Wheel Connection (Gooseneck Mount)

U5 - GOOSENECK

Page 24



YES

YES

YES

w/ MORryde  
#RPB710-009 <sup>2</sup>

YES

YES

w/ Lock-Out  
kit (part 3247)

YES

## 3220-TBX Ultimate 5th Wheel Connection (Gooseneck Mount - toolbox version)

### Toolbox Version

(≈ 3.5" base offset for use in bed with large fuel tank or toolbox)

YES

YES

YES

w/ MORryde  
#RPB710-009 <sup>2</sup>

YES

YES

w/ Lock-Out  
kit (part 3247)

YES

## 3221 Ultimate 5th Wheel Connection (Gooseneck Mount for flatbed trucks)

U5 - FLATBED

Page 30



YES

YES

YES

w/ MORryde  
#RPB710-009 <sup>2</sup>

YES

YES

w/ Lock-Out  
kit (part 3247)

YES

## 3221-TBX Ultimate 5th Wheel Connection (Gooseneck Mount for flatbed trucks - toolbox version)

### Toolbox Version

(≈ 3.5" base offset for use in bed with large fuel tank or toolbox)

YES

YES

YES

w/ MORryde  
#RPB710-009 <sup>2</sup>

YES

YES

w/ Lock-Out  
kit (part 3247)

YES

## 3100 Ranch Hitch Adapter - Straight

RANCH HITCH

Page 31



YES

YES\*\*\*

With  
Adapter \*

NO

NO

NO

## 3139 Ranch Hitch Adapter - 8" Offset

Page 31



NO

Fits Pin Boxes  
of 22" or less\*\*\*

NO

With  
Adapter \*

NO

NO







NO

\* Adapters are available from the pinbox or rail manufacturer.

**IMPORTANT:** Extra bed support is recommended for 2015-2019 models of Chevy & GMC trucks with NO OEM, when a gooseneck mount Ultimate Connection base is used (see page 29 for product).

# CONFIGURATION CHART

NOT guarantee that the indicated hitches will work in all setups. • •

	Bed Size				Bed Configuration		
Pivoting style	5.5'	6.5'	8'	Flatbed**	Industry Standard Rails	Gooseneck Ball	Puck System
							
<b>YES</b> If Locked Straight	<b>YES</b> No on 2020 GM Trucks <sup>1</sup>	<b>YES</b>	<b>YES</b>	<b>NO</b>	<b>YES</b>	<b>NO</b>	With Rail Adapter *
<b>YES</b> If Locked Straight	<b>YES</b> No on 2020 GM Trucks <sup>1</sup>	<b>YES</b>	<b>YES</b>	<b>NO</b>	<b>NO</b>	On 2-5/16" Ball (see tube chart)	On Bed Shaft (part 3219) or 2-5/16" Ball (see tube chart)
<b>YES</b> If Locked Straight	<b>YES</b> No on 2020 GM Trucks <sup>1</sup>	<b>YES</b>	<b>YES</b>	<b>NO</b>	<b>NO</b>	On 2-5/16" Ball (see tube chart)	On Bed Shaft (part 3219) or 2-5/16" Ball (see tube chart)
<b>YES</b> If Locked Straight	<b>NO</b>	<b>NO</b>	<b>NO</b>	<b>YES</b> **	<b>NO</b>	On 2-5/16" Ball (see tube chart)	<b>NO</b>
<b>YES</b> If Locked Straight	<b>NO</b>	<b>NO</b>	<b>NO</b>	<b>YES</b> **	<b>NO</b>	On 2-5/16" Ball (see tube chart)	<b>NO</b>
<b>NO</b>	<b>NO</b>	<b>YES</b>	<b>YES</b>	<b>NO</b>	With Adapter *	On 2-5/16" Ball	On 2-5/16" Ball
<b>NO</b>	<b>YES</b>	<b>YES</b>	<b>YES</b>	<b>NO</b>	With Adapter *	On 2-5/16" Ball	On 2-5/16" Ball

\*\* Works with recessed ball.

\*\*\* Gusset recommended.

1. 2020 GM TRUCKS: Due to the build of 2020 Chevy & GM Trucks, the Ultimate Connection may not provide enough clearance. **ALWAYS MEASURE FOR TURNING, TAIL GATE, AND SIDE RAIL CLEARANCE.**

2. MORryde Pin Box: This is compatible with all versions of the Ultimate ONLY when installed with MORryde Part # RPB710-009. This part can be ordered from MORryde or from your local MORryde dealer.

# 5TH WHEEL TO **GOOSENECK** MOUNT

PART #3220 / #3220-TBX (toolbox version\*\*)

# ULTIMATE 5TH WHEEL CONNECTION

REMOTE  
LATCH

KINGPIN  
COUPLER WITH  
BALL-FUNNEL

24,000 LBS GTWR  
4,500 LBS TONGUE

**NEW ALUMINUM VERSION  
IS BETTER THAN EVER**

ALUMINUM  
PYRAMID  
BASE

**LOWERED  
FLATBED VERSION  
AVAILABLE**

PART #3221 / #3221-TB  
(toolbox version\*\*)

## STRONGER DESIGN

NOW SURPASSES THE STRENGTH  
OF OUR STEEL VERSION

## BUILT IN BALL FUNNEL

EASY HOOKUP FROM YOUR  
TRUCK CAB (3" OFFSET)

## LIGHTER BASE

BASE WEIGHS ONLY 35 LBS

HOOKS TO ANY STANDARD  
GOOSENECK BALL (SOLD SEPARATELY)

**IMPORTANT:** Extra bed support is recommended when a gooseneck mount Ultimate Connection base is used on a 2015-2019 model of Chevy or GMC truck with NO OEM. The brackets help prevent warping that may result from torque forces, and fastens to the frame beneath the rearward bed saver rail. (Refer to page 29 for the product).

**IMPORTANT:** Using any Ultimate 5th Wheel Connection with a Rota-Flex Pin Box REQUIRES a lock-out kit (Refer to page 28 for product and page 22-23 for 5th Wheel Hitch Configuration Chart).



# 5TH WHEEL TO **RAIL** MOUNT

PART #3200

## THE EASIEST 5TH WHEEL HOOK UP AROUND


- 100% GREASELESS
- NO MORE 'GALLOPING' OR 'CHUCKING'
- TRAILER CAN BE COUPLED OR UNCOUPLED ON ANY UNEVEN TERRAIN

KINGPIN  
COUPLER WITH  
BALL-FUNNEL

REMOTE  
LATCH

20,000 LBS GTWR  
4,500 LBS TONGUE

PYRAMID  
BASE



\*\*Toolbox (TBX bases are offset by  $\approx 3.5"$  to fit in a truck bed with a large fuel tank or toolbox. For truck and pinbox compatibility, refer to page 22-23 to see the 5th Wheel Configuration Chart.

The Ultimate 5th Wheel Connection hooks onto the Andersen Bed Shaft (part 3219 on page 29).

For the Coupler Tube Height Chart refer to page 26-27.

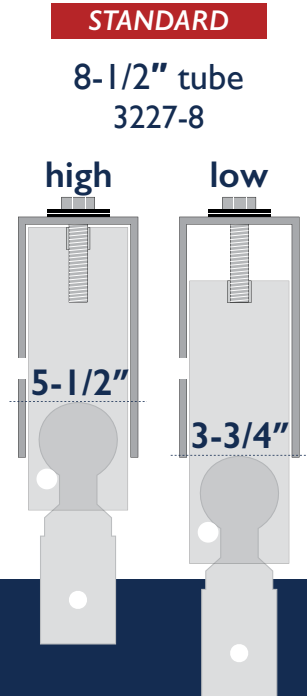
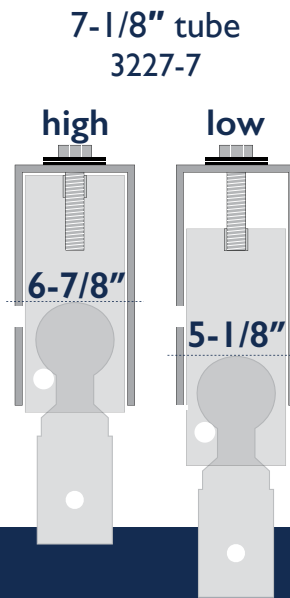
## ULTIMATE 5TH WHEEL CONNECTION

3220

**IMPORTANT:**  
Always specify if top  
of ball is  
**ABOVE** or **BELOW**  
truck bed



If your ball has a flat  
top, subtract 1/8"  
from these ball height measurements.  
(e.g. 3-3/4" becomes 3-5/8")



TRUCK BED

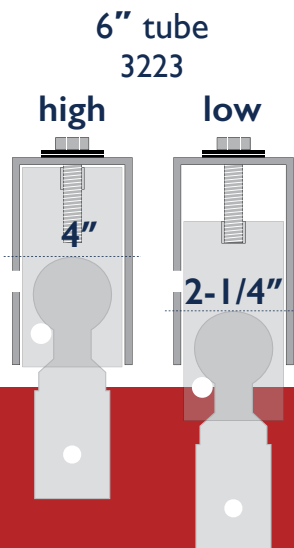
TRUCK BED

## ULTIMATE 5TH WHEEL CONNECTION

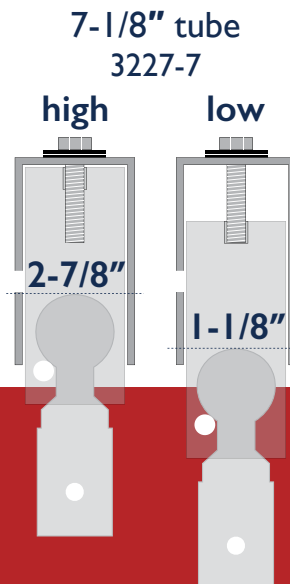
## ULTIMATE GOOSENECK CONNECTION

3165, 3221

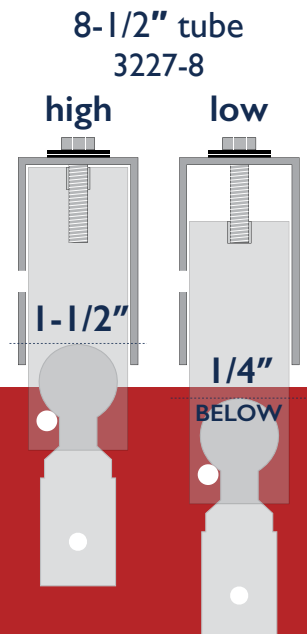
### STANDARD ON 3165



TRUCK BED



TRUCK BED

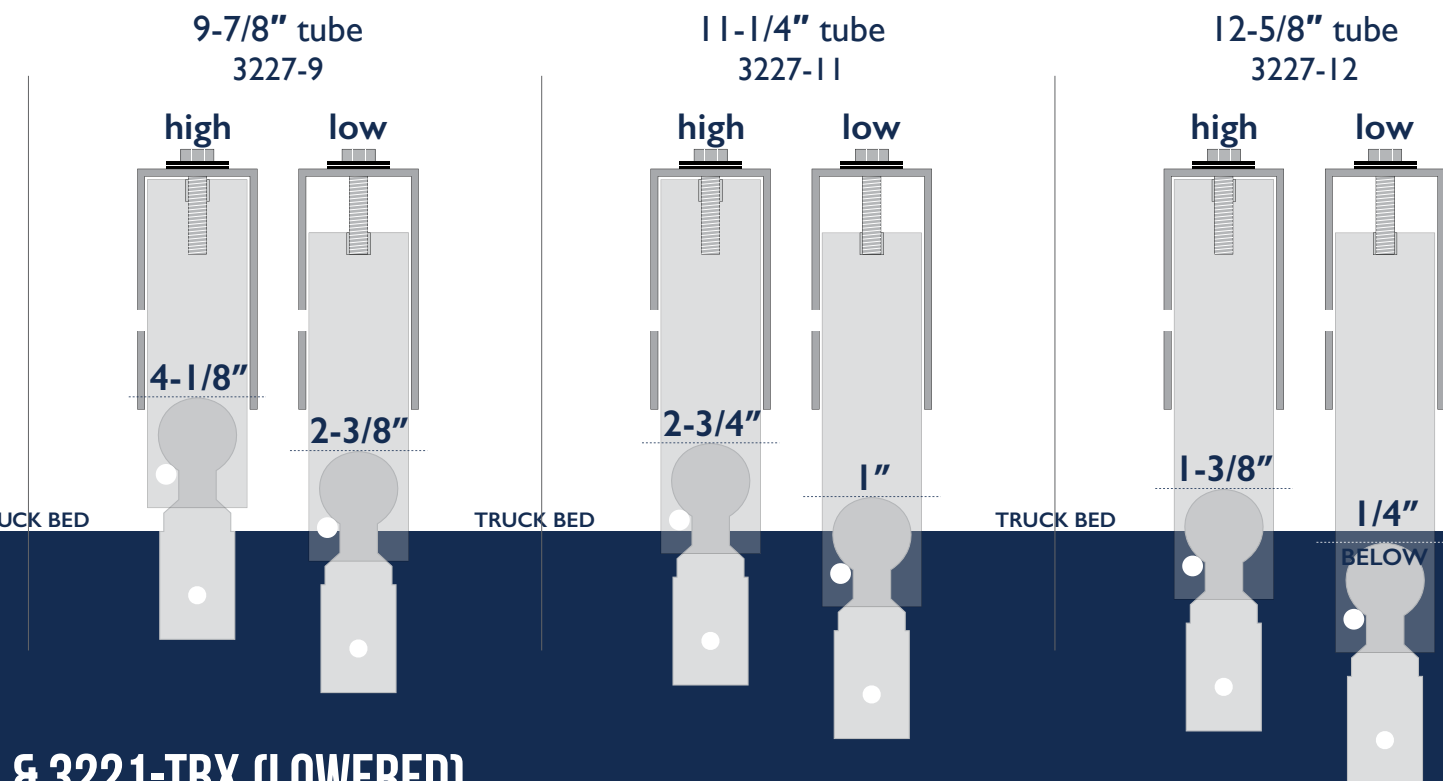


TRUCK BED

• • Extended 13-1/4" tube (3234) is also available — covering balls between 3/4" above the bed to 7/8" below the bed with standard base or recessed balls between 3-1/4" and 4-7/8" below the bed with lowered base.

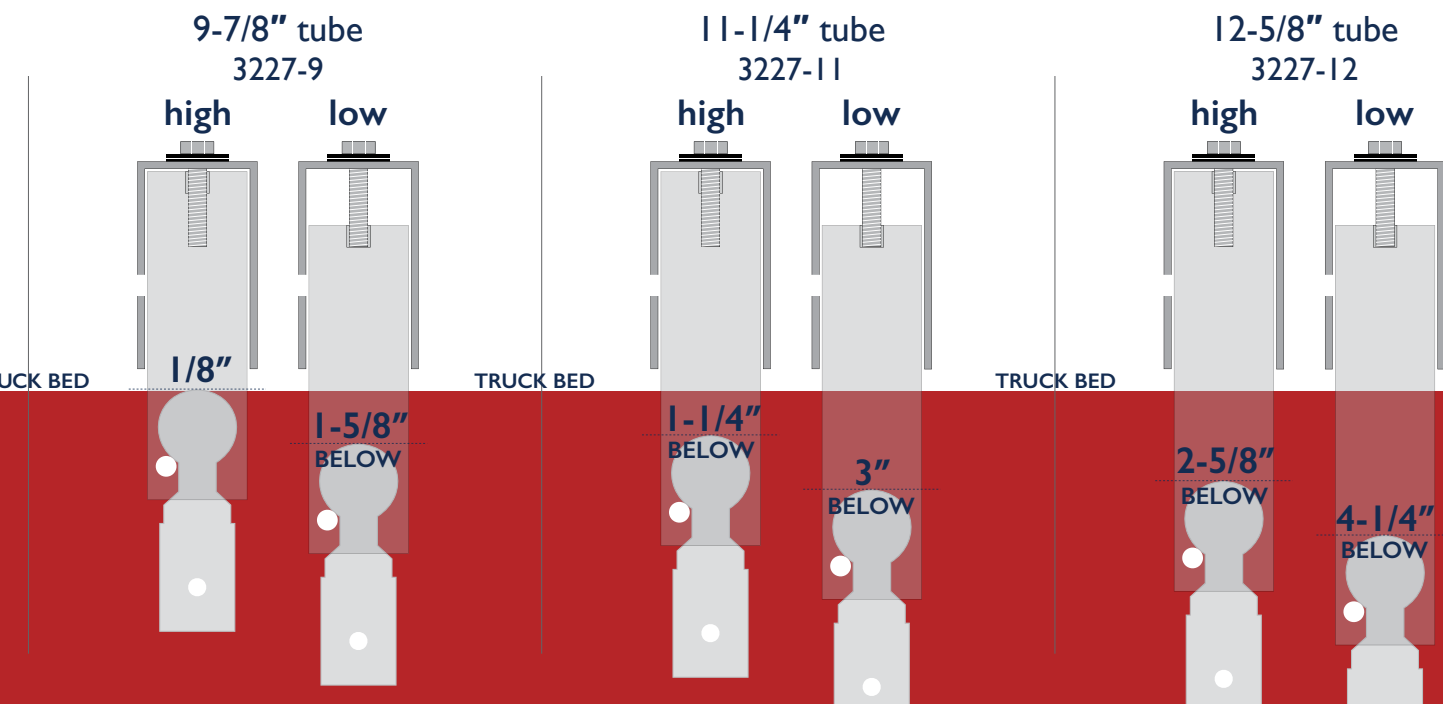
# COUPLER TUBE CHARTS

## & 3220-TBX



## & 3221-TBX (LOWERED)

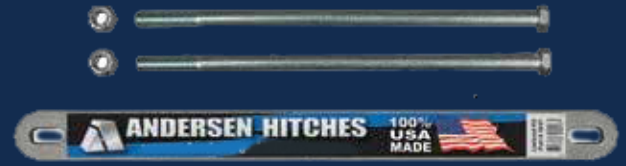
### STANDARD ON 3221



# ULTIMATE CONNECTION ACCESSORIES


## ROTA-FLEX "LOCKOUT" KIT (REQUIRED on Rota-Flex pin box with ANY Ultimate 5th Wheel Connection)

This kit is required when using an Ultimate 5th Wheel Connection with any Rota-Flex pin box to prevent damage to the hitch and/or tow vehicle. It also keeps the rubber pad in the Rota-Flex pin box from shifting over time.



PART #3247 (13-1/8")

Fits Rota-Flex box with outside edges from 10-7/8" to 11-5/8".



Extended version available.

Part # 3247-XTD (15-1/8")

Fits Rota-Flex box with outside edges from 12-7/8" to 13-5/8".

## ULTIMATE CONNECTION SAFETY CHAINS (available for ALL Ultimate Connection setups)

*Our Ultimate Connection Safety Chains are built tough!*

Ultimate Connection Safety Chains - Part # 3230

Safety Chains with Gooseneck Plate - Part # 3249

Safety Chains with Rail Tabs - Part # 3215



Part # 3230



Part # 3249



Part # 3215



## ANDERSEN BED SHAFT (for GOOSENECK MOUNT Ultimate Connection bases - fits factory OEM ball systems)

Creates a strong, fast connection between your Ultimate 5th Wheel Connection gooseneck mount base and your factory OEM ball system.

*Make your Ultimate Connection  
33% **STRONGER** (tested by third party engineer)  
with the Andersen Bed Shaft.*

Part # 3219




Ultimate Connection  
Gooseneck Mount Base



## ULTIMATE ANTI-SLIP KIT (available for ALL Ultimate Connection setups)

The Anti-Slip Kit prevents any potential scratching and slipping of the Ultimate Connection on the bed of the truck, providing extra grip between the Ultimate and the bed.

Part #3252



*(Does not include Ultimate  
5th Wheel Connection)*

## FULL BED SUPPORT KIT

The Full Bed Support System is a set of brackets meant to accompany the Ultimate 5th Wheel Connection (3220 and 3220-TBX only) when the Ultimate is installed on a **2015-2019 model of GMC or Chevy truck with NO OEM.**



Part #3243

The brackets will not work on models of GMC or Chevy trucks before 2015, after 2019, or if the truck has OEM.



# ULTIMATE GOOSENECK CONNECTION

GET THE **SMOOTH, STABLE RIDE**  
FOR YOUR **HORSE & LIVESTOCK**

Remote Latch  
Cable

Hooks to Bed Shaft  
(part 3219 on page  
29) or any standard  
2-5/16" gooseneck ball  
(sold separately).

See Coupler Tube Height  
Chart on page 26 for  
correct fitment.

The Ultimate Gooseneck Connection comes with a lowered version of the **Ultimate 5th Wheel Connection** and is paired with our Gooseneck Coupler (#3166-RDH).

#3165-RDH



## ULTIMATE GOOSENECK CONNECTION FEATURES:

- Maximum stability for the smoothest ride.
- Lightweight, easy, one-person installation.
- Elevates connection for improved visibility.
- Greaseless connection ditches the mess.
- Same benefits as the Ultimate Connection.



RATED FOR 20,000 LB GTWR AND 4,500 LBS TONGUE WEIGHT.

# RANCH HITCH ADAPTER

## THE PERFECT 5TH WHEEL HITCH ADAPTER BUILT FOR RANCHERS

### STRAIGHT ADAPTER




#3100

### 8" OFFSET ADAPTER



#3139

The 8" offset is our solution for short bed trucks. The extra 8 inches gives you more room between the overhang of your trailer and the cab of your truck, allowing you to turn more easily. This is all done without sacrificing the benefits and features of the straight version.



#3103 Slide Hammer  
Installation Tool  
Optional for installation



#3109 Safety chains  
Not included with Adapter



Funnel shaped coupler for quick and easy hookup—5-7/8" funnel guides your ball into place even when positioned off-center.

## RANCH HITCH ADAPTER FEATURES:

- Fits all 2-5/16" gooseneck ball hitches.
- Kit includes hardware to attach to your 5th wheel.
- Easy installation—do it yourself in less than an hour.
- Comes with a remote latch cable, to latch the coupler without getting in the bed of the truck.
- 3" vertical adjustment from 11-3/4" to 14-3/4".
- Meets VI9 standards.



**IMPORTANT:** The Ranch Hitch is NOT recommended for cushioned pin boxes. If you have a cushioned pin box, use the Ultimate 5th Wheel Connection (See page 24).

RATED FOR 24,000 LB GTWR AND 6,000 LBS TONGUE WEIGHT.

# DISPLAY STANDS & MARKETING MATERIALS



**BALL MOUNT FLOOR DISPLAY**

A variety of hitches on one display. Top offset position allows display of 2-1/2" or 3" shank hitches.

Part #3613

**2-1/2' Adapter Available**  
**Part #3613-ADP**



**4 FT GONDOLA DISPLAY**

Dual sided product displays. Works with standard gondola shelf brackets.

Part #3632 (upper rack)  
Part #3631 (lower rack -2" rack shown )  
Part #3631-25 (2-1/2" rack)  
Part #3631-225 (2" / 2-1/2" mixed rack)



**3 FT ROLLER DISPLAY**

2-sided, wheeled display with monitor. Includes motion-sensing monitor & 'self-selling' videos.

Part #3623



**TRAILER JACK BLOCK DISPLAY**

Works on floors or counters to let your customers see and experience the jack block.

Part #3628



**RANCH HITCH  
ADAPTER DISPLAY**

This shows off the design of the Ranch Hitch Adapter.

Part #3612



# LET OUR DISPLAY STANDS DO THE SELLING FOR YOU

*FREE display stands are available with a minimal purchase.*

*Contact your Andersen Sales Rep for details  
(See page 39 for help finding your sales rep).*



## WEIGHT DISTRIBUTION HITCH FLOOR DISPLAY

This free-standing floor display showcases How the Andersen WD Hitch connects to a trailer frame.

Part #3623



## ULTIMATE 5TH WHEEL CONNECTIONS DISPLAY

This showcases the gooseneck mount & rail mount models. It includes a motion-sensor monitor and 'self-selling' videos.

Part #3619

*Optional WD add-on displays the Andersen Weight Distribution Kit.*

Part #3619-WD



## PLASTICS DISPLAY STAND

Includes motion-sensing monitor & 'self-selling' videos.

Part #3618

## SHELF DISPLAY MONITOR

Video display monitor used to play videos of Andersen products

Part #3611



*Catalogs and a variety of brochures are provided free of charge to retailers of Andersen products (brochures come in packs of 5)  
Assorted wall banners and posters are also available upon request.*

*Speak to your Andersen rep for details.*

# PRODUCT LIST: SKU (NO.), DESCRIPTION, PACK PRICING AVAILABILITY, & UPC

This is our comprehensive list of all our products, so you can know the product no. (SKU), availability for pack pricing, and the product UPC (barcode no.). For information about pricing, contact your local Sales Rep (Refer to page 39).

Part No. MIX & MATCH PRODUCTS (Rapid Hitch, EZ Hitch, and Locks)					
RAPID HITCH	RAPID HITCH - GREASELESS AlumiBall				
	2 inch SHANK RAPID HITCH		PACK PRICING AVAILABLE?	Units per pack	UPC
	3461	4" Rapid Hitch 2" x 2-5/16" Greaseless AlumiBall (8K/10K GTWR)	YES	3 Per Master Pack	871155004614
	3463	4" Rapid Hitch 1-7/8" x 2" Greaseless AlumiBall (5K/8K GTWR)	YES		871155004638
	3405	6" Rapid Hitch 2" x 2-5/16" Greaseless AlumiBall (8K/10K GTWR)	YES		871155004058
	3406	6" Rapid Hitch 1-7/8" x 2" Greaseless AlumiBall (5K/8K GTWR)	YES		871155004065
	3443	8" Rapid Hitch 2" x 2-5/16" Greaseless AlumiBall (8K/10K GTWR)	YES		871155004430
	3444	8" Rapid Hitch 1-7/8" x 2" Greaseless AlumiBall (5K/8K GTWR)	YES		871155004447
	3417	10" Rapid Hitch 2" x 2-5/16" Greaseless AlumiBall (8K/10K GTWR)	YES		871155004171
	3418	10" Rapid Hitch 1-7/8" x 2" Greaseless AlumiBall (5K/8K GTWR)	YES		871155004188
	2-1/2 inch SHANK RAPID HITCH		PACK PRICING AVAILABLE?		UPC
	3461-25	4" Rapid Hitch 2-1/2" Shank, 2" x 2-5/16" Greaseless AlumiBall (10K/12.5K GTWR)	YES	3 Per Master Pack	871155009428
	3463-25	4" Rapid Hitch 2-1/2" Shank, 1-7/8" x 2" Greaseless AlumiBall (5K/10K GTWR)	YES		871155009435
	3405-25	6" Rapid Hitch 2-1/2" Shank, 2" x 2-5/16" Greaseless AlumiBall (10K/12.5K GTWR)	YES		871155009466
	3406-25	6" Rapid Hitch 2-1/2" Shank, 1-7/8" x 2" Greaseless AlumiBall (5K/10K GTWR)	YES		871155009473
	3443-25	8" Rapid Hitch 2-1/2" Shank, 2" x 2-5/16" Greaseless AlumiBall (10K/12.5K GTWR)	YES		871155009244
	3444-25	8" Rapid Hitch 2-1/2" Shank, 1-7/8" x 2" Greaseless AlumiBall (5K/10K GTWR)	YES		871155009336
	3417-25	10" Rapid Hitch 2-1/2" Shank, 2" x 2-5/16" Greaseless AlumiBall (10K/12.5K GTWR)	YES		871155009503
	3418-25	10" Rapid Hitch 2-1/2" Shank, 1-7/8" x 2" Greaseless AlumiBall (5K/10K GTWR)	YES		871155009510
	RAPID HITCH - PLATED STEEL Combo Ball			Can mix any 2" & 2-1/2" shank Rapid Hitches in 3-pack	UPC
	2 inch SHANK RAPID HITCH		PACK PRICING AVAILABLE?		
	3460	4" Rapid Hitch 2" x 2-5/16" Plated steel combo ball (8K/10K GTWR)	YES		871155004607
	3462	4" Rapid Hitch 1-7/8" x 2" Plated steel combo ball (7.5K/8K GTWR)	YES		871155004621
	3410	6" Rapid Hitch 2" x 2-5/16" Plated steel combo ball (8K/10K GTWR)	YES		871155004102
	3411	6" Rapid Hitch 1-7/8" x 2" Plated steel combo ball (7.5K/8K GTWR)	YES		871155004119
	3445	8" Rapid Hitch 2" x 2-5/16" Plated steel combo ball (8K/10K GTWR)	YES		871155004454
	3446	8" Rapid Hitch 1-7/8" x 2" Plated steel combo ball (7.5K/8K GTWR)	YES		871155004461
	3413	10" Rapid Hitch 2" x 2-5/16" Plated steel combo ball (8K/10K GTWR)	YES		871155004133
	3414	10" Rapid Hitch 1-7/8" x 2" Plated steel combo ball (7.5K/8K GTWR)	YES		871155004140
	2-1/2 inch SHANK RAPID HITCH		PACK PRICING AVAILABLE?		UPC
	3460-25	4" Rapid Hitch 2-1/2" Shank, 2" x 2-5/16" Plated steel combo ball (10K/12.5K GTWR)	YES		871155009404
	3462-25	4" Rapid Hitch 2-1/2" Shank, 1-7/8" x 2" Plated steel combo ball (7.5K/8K GTWR)	YES		871155009411
	3410-25	6" Rapid Hitch 2-1/2" Shank, 2" x 2-5/16" Plated steel combo ball (10K/12.5K GTWR)	YES		871155009442
	3411-25	6" Rapid Hitch 2-1/2" Shank, 1-7/8" x 2" Plated steel combo ball (7.5K/8K GTWR)	YES		871155009459
	3445-25	8" Rapid Hitch 2-1/2" Shank, 2" x 2-5/16" Plated steel combo ball (10K/12.5K GTWR)	YES		871155009343
	3446-25	8" Rapid Hitch 2-1/2" Shank, 1-7/8" x 2" Plated steel combo ball (7.5K/8K GTWR)	YES		871155009350
	3413-25	10" Rapid Hitch 2-1/2" Shank, 2" x 2-5/16" Plated steel combo ball (10K/12.5K GTWR)	YES		871155009480
	3414-25	10" Rapid Hitch 2-1/2" Shank, 1-7/8" x 2" Plated steel combo ball (7.5K/8K GTWR)	YES		871155009497
EZ HITCHES	EZ ADJUST				
	2 inch SHANK EZ ADJUST		PACK PRICING AVAILABLE?	Units per pack	UPC
	3290	4" EZ Adjust Hitch 2" x 2-5/16" Plated steel combo ball (8K/10K GTWR)	YES	3 Per Master Pack Can mix any 2" & 2-1/2" shank EZ Adjust Hitches in 3-pack	871155002900
	3295	4" EZ Adjust Hitch 1-7/8" x 2" Plated steel combo ball (7.5K/8K GTWR)	YES		871155002955
	3296	6" EZ Adjust Hitch 2" x 2-5/16" Plated steel combo ball (8K/10K GTWR)	YES		871155002962
	3297	6" EZ Adjust Hitch 1-7/8" x 2" Plated steel combo ball (7.5K/8K GTWR)	YES		871155002979
	2-1/2 inch SHANK EZ ADJUST				
	3290-25	4" drop EZ Adjust Hitch 2-1/2" Shank, 2" x 2-5/16" Plated steel combo ball 10K/12.5K GTWR	YES		871155009527
	EZ & EZ HD 'Heavy-Duty'				
	2-1/2 inch SHANK EZ ADJUST		PACK PRICING AVAILABLE?	Units per pack	UPC
	3296-25	8" drop EZ Adjust Hitch 2-1/2" Shank, 2" x 2-5/16" Plated steel combo ball 10K/12.5K GTWR	YES	2 Per Master Pack  Can mix any 2" EZ HD Hitches or 2-1/2", & 3" shank EZ & EZ HD Hitches in 2-pack	871155009534
	2 inch SHANK EZ HD 'Heavy-Duty'				
	3294	4" Drop EZ HD 'Heavy Duty' Hitch, 2" x 2-5/16" Combo Ball 10K/14K GTWR	YES		871155002948
	3298	6" Drop EZ HD 'Heavy Duty' Hitch, 2" x 2-5/16" Combo Ball 10K/14K GTWR	YES		871155002986
2-1/2 inch SHANK EZ HD 'Heavy-Duty'					
3291	4" drop EZ HD 'Heavy Duty' 2-1/2" Shank, 2" x 2-5/16" Combo Ball 10K/16K GTWR	YES	871155002917		
3299	6" drop EZ HD 'Heavy Duty' 2-1/2" Shank, 2" x 2-5/16" Combo Ball 10K/16K GTWR	YES	871155002993		
3 inch SHANK EZ HD 'Heavy-Duty'					
3294-3	4" drop EZ HD 'Heavy Duty' 3" Shank, 2" x 2-5/16" Combo Ball 10K/16K GTWR	YES		871155009930	
3298-3	6" drop EZ HD 'Heavy Duty' 3" Shank, 2" x 2-5/16" Combo Ball 10K/16K GTWR	YES		871155009978	
HARDBALLS	GREASELESS HARDBALLS -CAN BE MIXED TO FILL EACH MASTER-PACK				
			PACK PRICING AVAILABLE?	Units per pack	UPC
	3661	1-7/8" Greaseless Hardball (5,000 lbs GTWR, 1" x 2-1/8" shank)	YES	Total of 10 minimum Can mix all hardballs	871155006618
	3662	2" Greaseless Hardball (8,000 lbs GTWR, 1" x 2-1/8" shank)	YES		871155006625
3663	2-5/16" Greaseless Hardball (8,000 lbs GTWR, 1" x 2-1/8" shank)	YES	871155006632		
LOCKS & PINS	ALL LOCK PINS & LOCK SETS CAN BE MIXED (minimum order of 6 pcs)				
			PACK PRICING AVAILABLE?	Units per pack	UPC
	3429	Stainless Steel Locking Pin for all 2" or 2-1/2" receivers (3-1/2" x 5/8" dia.)	YES	Total of 6 minimum Can mix all locks	871155004294
	3492	Stainless Steel Rapid Hitch ONLY Locking Pin Set (4-3/8" x 5/8" dia., 3-1/2" x 5/8" dia.)	YES		871155004928
	3493	Stainless Steel EZ & EZ HD Hitch ONLY Locking Pin Set (1-7/8" x 3/4" dia., 3-1/2" x 5/8" dia.)	YES		871155004935
	NON-LOCKING PINS				
			PACK PRICING AVAILABLE?	Units per pack	UPC
	3364	Pin & clip for EZ Adjust, EZ HD & WD rack (non-locking adjustment pin, 2" x 3/4")	YES	Total of 12 minimum Can mix all pins	871155003648
	3430	Pin & clip for WD Sway Plate & All Receivers -fits all 2" & 2-1/2" receivers (non-locking, 3-1/3" x 5/8")	YES		871155004300
	3431	Pin & clip for Rapid Hitch rack (non-locking adjustment pin, 4-1/4" x 5/8")	YES		871155004317

	TRAILER PRODUCTS		PACK PRICING AVAILABLE?	Units per pack	UPC
PLASTICS	3600	Ultimate Trailer Gear™ Bag (duffel bag with 13-pc Kit for dual axle RV's & Trailers)	YES	2 pack	871155006007
	3602-M	Ultimate Trailer Gear™ Jack Block Bag (duffel bag with 9-pc Kit with TJB's for 5th wheel RV's)	YES	2 pack	871155006021
	3603	Ultimate Trailer Gear™ EZ-Block Bag (duffel bag with 9-pc Kit for single axle RV's & Trailers)	YES	2 pack	871155009589
	3630	Ultimate Trailer Gear™ Super EZ Bag (duffel bag with 11-pc Kit for dual axle bumper-pull Trailers)	YES	2 pack	871155006304
	3625	Quick Tire Change Kit with Mini Jack (duffel bag with tools for changing trailer tire) for TORSION AXLES	YES	6 pack	871155006250
	3626	Quick Tire Change Kit with Rapid Jack (duffel bag with tools for changing trailer tire) for LEAF SPRING AXLES	YES	6 pack	871155006267
	FREE logo print available on Ultimate Trailer Gear™ duffel bag w/order of 48 bags or more (need artwork to be emailed - ask your Rep for details)				
	3604	Camper Leveler™ w/chock - up to 4" lift. (10-pack \$280)	YES	10 pack	871155006045
	3605	Tuff Chock™ for RV's, trucks & trailers. (12-pack is \$50.40)	YES	12 pack	871155006052
	3606	Tuff Pads™ (Camper Pads) for RV's & trailers. (10-pack box is \$140, 4 pads per kit)	YES	10 pack	871155006069
	3607	Clean Step™ for RV's & trailers. Keep 90% of the dirt outside!	YES	10 pack	871155006076
	3608-M	Trailer Jack Block™ for RV's & trailers with magnets. Stabilize your trailer and extend jack life!	YES	10 pack	871155009602
	3608-2	DROP SHIP ONLY - Trailer Jack Block™ 2-PAK - with magnets	NO	1	871155009695
	3608-6-CS	Trailer Jack Block 6-pack with FREE Clean Step for Trailers and RV's	NO	1	871155000388
	3620	Rapid Jack™ 3-in-1 tool (Tire Jack, Wheel Holder and Jack Block)	YES	8 pack	871155006205

	4" DROP/RISE NO-SWAY WEIGHT DISTRIBUTION HITCH		PACK PRICING AVAILABLE?	Units per pack	UPC
WEIGHT DISTRIBUTION HITCHES	3343	4" drop/raise, 2" ball 10K (4-3/8" frame brackets)	*SEE BELOW	1	871155003433
	3324	4" drop/raise, 2" ball 10K (3", 4", 5", 6" frame brackets)	*SEE BELOW	1	871155003242
	3344	4" drop/raise, 2-5/16" ball 14K (4-3/8" frame brackets)	*SEE BELOW	1	871155003440
	3350	4" drop/raise, 2-5/16" ball 14K (3", 4", 5", 6" frame brackets)	*SEE BELOW	1	871155003501
	3385	4" drop/raise, 2-5/16" ball 14K (7" & 8" frame brackets)	*SEE BELOW	1	871155003853
	8" DROP/RISE NO-SWAY WEIGHT DISTRIBUTION HITCH		PACK PRICING AVAILABLE?	Units per pack	UPC
	3347	8" drop/raise, 2" ball 10K (4-3/8" frame brackets)	*SEE BELOW	1	871155003471
	3326	8" drop/raise, 2" ball 10K (3", 4", 5", 6" frame brackets)	*SEE BELOW	1	871155003266
	3348	8" drop/raise, 2-5/16" ball 14K (4-3/8" frame brackets)	*SEE BELOW	1	871155003488
	3380	8" drop/raise, 2-5/16" ball 14K (3", 4", 5", 6" frame brackets)	*SEE BELOW	1	871155003808
	3386	8" drop/raise, 2-5/16" ball 14K (7" & 8" frame brackets)	*SEE BELOW	1	871155003860
	2-1/2" SHANK (pre-packaged kit) NO-SWAY WEIGHT DISTRIBUTION HITCH		PACK PRICING AVAILABLE?	Units per pack	UPC
	3394	4" drop/raise, 2-5/16" ball 16K (3", 4", 5", 6" frame brackets)	*SEE BELOW	1	871155003945
	3398	8" drop/raise, 2-5/16" ball 16K (3", 4", 5", 6" frame brackets)	*SEE BELOW	1	871155003983
	BRACKET EXCHANGE CHARGE (for 7" & 8" frame brackets)		*SEE BELOW	1	
	3" SHANK (pre-packaged kit) NO-SWAY WEIGHT DISTRIBUTION HITCH		PACK PRICING AVAILABLE?	Units per pack	UPC
	3394-3	4" drop/raise, 2-5/16" ball 16K (3", 4", 5", 6" frame brackets)	*SEE BELOW	1	871155009916
	3398-3	8" drop/raise, 2-5/16" ball 16K (3", 4", 5", 6" frame brackets)	*SEE BELOW	1	871155009923
	BRACKET EXCHANGE CHARGE (for 7" & 8" frame brackets)		*SEE BELOW	1	

2-1/2" & 3" shank upgrade is available for any Weight Dist. Kit - for additional fee. \*Volume pricing available for all WD Kits (ask Rep for details)

TRAILER & 5th WHEEL HITCHES					
	RANCH HITCH ADAPTER		PACK PRICING AVAILABLE?	Units per pack	UPC
ULTIMATES & 5TH WHEEL HITCHES	3100	Ranch Hitch Adapter - Straight (24,000 lbs GTWR, 6,000 lbs tongue)	*SEE BELOW	1	871155001002
	3139	Ranch Hitch Adapter - 8" offset (24,000 lbs GTWR, 6,000 lbs tongue)	*SEE BELOW	1	871155001392
	3109	Safety Chains for Ranch Hitch Adapter	*SEE BELOW	1	871155001095
	EZ GOOSE		PACK PRICING AVAILABLE?	Units per pack	UPC
	3150-RDH	EZ Goose, Gooseneck Receiver GREASELESS - 4" round, with holes (24K GTWR)	NO	1	871155001507
	ULTIMATE CONNECTION		PACK PRICING AVAILABLE?	Units per pack	UPC
	3165-RDH	Ultimate Gooseneck Connection -Lowered base with ROUND gooseneck trailer stinger	NO	1	871155001651
	3165-SQH	Ultimate Gooseneck Connection -Lowered base with SQUARE gooseneck trailer stinger	NO	1	871155009862
	3200	Ultimate 5th Wheel Connection (Rail mount) -Steel, ONLY 40 lbs! (w/ ball-funnel)	*SEE BELOW	1	871155002009
	3220	Ultimate 5th Wheel Connection (Gooseneck Ball Mount) -Aluminum ONLY 37 lbs! (w/ ball-funnel)	*SEE BELOW	1	871155002207
	3220-TBX	Ultimate 5th Wheel Connection (Gooseneck Ball Mount) -Aluminum, FOR TRUCKS WITH LARGE TOOLBOXES (w-funnel)	*SEE BELOW	1	871155000401
	3221	Ultimate 5th Wheel Connection (Gooseneck Ball Mount) -Aluminum, lowered 4" for flat-bed trucks (w-funnel)	*SEE BELOW	1	871155002214
	3221-TBX	Ultimate 5th Wheel Connection (Gooseneck Ball Mount) -Aluminum, lowered for flat-bed trucks with large toolbox (w-funnel)	*SEE BELOW	1	871155000418
	3219	Andersen Bed Shaft (designed for GOOSENECK MOUNT Ultimate Connection bases - fits factory OEM ball systems)	NO	1	871155002191
	3230	Safety Chains ONLY for all Ultimate Connection models (incl special bolts and shackles)	NO	1	871155002306
	3215	Safety Chains WITH SPECIAL RAIL TABS for Ultimate Connection Rail models (incl special bolts and shackles)	NO	1	871155002153
	3243	Full Bed Support System for Chevy & GMC trucks 2015 and newer (helps prevent warping that may result from torque forces)	NO	1	871155002436
	3249	Safety Chains WITH SPECIAL TRIANGLE PLATE for Ultimate Connection GN models (incl special bolts and shackles)	NO	1	871155002498

\*Volume pricing available for all Ultimate Connection models and Ranch Hitch Adapters (ask Rep for details)

	ALUMISTINGER BALL MOUNT -Volume pack pricing		PACK PRICING AVAILABLE?	Units per pack	UPC
STINGERS	3503	2" Alumistinger	YES	5	871155005031
	3505	4" Alumistinger	YES	5	871155005055
	3507	6" Alumistinger	YES	5	871155005079
	3509	8" Alumistinger (2-pack or mix with 5 or more other Alumistingers)	YES	2	871155005093
	3511	10" Alumistinger (2-pack or mix with 5 or more other Alumistingers)	YES	2	871155005116

When ordering the minimum of 5 or more you can mix all Alumistinger sizes and quantities

	MISC. ITEMS		PACK PRICING AVAILABLE?	Units per pack	UPC
MISC.	3427	Universal hitch-pin clip (for all non-locking pins)	NO	1	871155004270
	3499	Key replacement for Stainless Locking Pins (need 4-digit key number)	NO	1	871155004997
	3601	Ultimate Trailer Gear duffel bag (BAG ONLY, no plastic items)	NO	1	871155006014
	3665	Long-Neck 2" Hardball for Dealers to use with forklift or tractor (prevents breaking of red Ultimate Connection funnel)	NO	1	871155006656
	3674	Rubber Pad (for Rapid Jack/Camper Leveler)	NO	1	871155006748
	3800	Reduction Sleeve for all 2-1/2" receivers. (2-1/2" x 2" aluminum)	YES	6	871155008001



PARTS & ACCESSORIES				
Part No.		PACK PRICING AVAILABLE?	Units per pack	UPC
<b>RAPID HITCH PARTS</b>				
<b>Rapid Hitch Ball Combos</b>				
3425	1-7/8" x 2" plated steel Combo Ball (7,500-8,000 lbs GTWR)	NO	1	871155004256
3424	2" x 2-5/16" plated steel Combo Ball (8-10,000 lbs GTWR)	NO	1	871155004249
3424-25	2" x 2-5/16" plated steel Combo Ball (10-12,500 lbs GTWR) for 2-1/2" rack ONLY	NO	1	871155009558
3436	1-7/8" x 2" Greaseless AlumBall (combo) (5-8,000 lbs GTWR)	NO	1	871155004362
3436-25	1-7/8" x 2" Greaseless AlumBall (combo) (5-10,000 lbs GTWR) for 2-1/2" rack ONLY	NO	1	871155009565
3435	2" x 2-5/16" Greaseless AlumBall (combo) (8-10,000 lbs GTWR)	NO	1	871155004355
3435-25	2" x 2-5/16" Greaseless AlumBall (combo) (10-12,500 lbs GTWR) for 2-1/2" rack ONLY	NO	1	871155009572
<b>Rapid Hitch Single Balls</b>				
3452	1-7/8" Greaseless Single AlumBall (5,000 lbs GTWR)	NO	1	871155004522
3453	2" Greaseless Single AlumBall (8,000 lbs GTWR)	NO	1	871155004539
3453-25	2" Greaseless Single AlumBall (10,000 lbs GTWR) for 2-1/2" rack ONLY	NO	1	871155009596
3454	2-5/16" Greaseless Single AlumBall (10,000 lbs GTWR)	NO	1	871155004546
3454-25	2-5/16" Greaseless Single AlumBall (12,500 lbs GTWR) for 2-1/2" rack ONLY	NO	1	871155009688
<b>Rapid Hitch Replacement Parts</b>				
3441	4" Drop/Rise Adjustment Rack for 2" receivers only	NO	1	871155004416
3441-25	4" Drop/Rise Adjustment Rack for 2-1/2" receivers ONLY	NO	1	871155009619
3422	6" Drop/Rise Adjustment Rack for 2" receivers	NO	1	871155004225
3422-25	6" Drop/Rise Adjustment Rack for 2-1/2" receivers ONLY	NO	1	871155009374
3447	8" Drop/Rise Adjustment Rack for 2" receivers	NO	1	871155004478
3447-25	8" Drop/Rise Adjustment Rack for 2-1/2" receivers ONLY	NO	1	871155009381
3442	10" Drop Adjustment Rack for 2" receivers only	NO	1	871155004423
3442-25	10" Drop/Rise Adjustment Rack for 2-1/2" receivers ONLY	NO	1	871155009398
3423	Ball Housing (includes internal pin)	NO	1	871155004232
3431	Pin & clip for Rapid Hitch rack (non-locking adjustment pin, 4-1/4" x 5/8")	NO	1	871155004317
3440	Internal Pin to Rapid Hitch Ball Housing	NO	1	871155004409
3672	Greaseless Cap, 2" (8K rating)	NO	1	871155006724
3672-25	Greaseless Cap, 2" (10K rating for 2-1/2" shank)	NO	1	871155000609
3673	Greaseless Cap, 2-5/16" (10K rating)	NO	1	871155006731
3673-25	Greaseless Cap, 2-5/16" (12.5K rating for 2-1/2" shank)	NO	1	871155000616
<b>EZ ADJUST PARTS</b>				
3292	EZ Adjust 4" drop/rise Rack Only (2" shank) -up to 10K	NO	1	871155002924
3292-25	EZ Adjust 4" drop/rise Rack Only (2-1/2" shank) -up to 12.5K	NO	1	871155009640
3293	EZ Adjust 8" drop/rise Rack Only (2" shank) -up to 10K	NO	1	871155002931
3293-25	EZ Adjust 8" drop/rise Rack Only (2-1/2" shank) -up to 12.5K	NO	1	871155009657
3288	EZ Adjust 1-7/8" x 2" Plated steel combo ball with pin & clip (7.5K/8K GTWR)	NO	1	871155002887
3289	EZ Adjust 2" x 2-5/16" Plated steel combo ball w/pin & clip (8K/10K GTWR)	NO	1	871155002894
3289-25	EZ Adjust 2" x 2-5/16" Plated steel combo ball for 2-1/2" rack ONLY w/pin & clip (10K/12.5K GTWR)	NO	1	871155009664
<b>EZ HD PARTS</b>				
3353	WD & EZ HD 4" drop/rise Rack Only (2" shank) -up to 14K (new version replaces 3373-4)	NO	1	871155003532
3351	WD & EZ HD 8" drop/rise Rack Only (2" shank) -up to 14K (new version replaces 3373-8)	NO	1	871155003518
3373-10	WD & EZ HD specialty rack with 10-1/2" drop (2" square shank)	NO	1	871155000494
3391	WD & EZ HD 4" drop/rise Rack Only (2-1/2" shank) -up to 16K (new version replaces 3373-425)	NO	1	871155003914
3399	WD & EZ HD 8" drop/rise Rack Only (2-1/2" shank) -up to 16K (new version replaces 3373-825)	NO	1	871155003990
3373-1025	WD & EZ HD specialty rack with 10-1/2" drop (2-1/2" square shank)	NO	1	871155000517
3391-3	WD & EZ HD 4" drop/rise Rack Only (3" shank) -up to 16K (new version replaces 3373-403)	NO	1	871155009817
3399-3	WD & EZ HD 8" drop/rise Rack Only (3" shank) -up to 16K (new version replaces 3373-803)	NO	1	871155009893
3373-1003	WD & EZ HD specialty rack with 10-1/2" drop (3" square shank)	NO	1	871155000500
3352	EZ HD/WD 2" x 2-5/16" Plated steel combo ball w/2 pins & clips (10K/14K GTWR)	NO	1	871155003525
3352-25	EZ HD/WD 2" x 2-5/16" Plated steel combo ball for 2-1/2" & 3" rack ONLY, w/2 pins & clips (10K/14K GTWR)	NO	1	871155009671
<b>WEIGHT DISTRIBUTION PARTS</b>				
3353	WD & EZ HD 4" drop/rise Rack Only (2" shank) -up to 14K (new version replaces 3373-4)	NO	1	871155003532
3351	WD & EZ HD 8" drop/rise Rack Only (2" shank) -up to 14K (new version replaces 3373-8)	NO	1	871155003518
3373-10	WD & EZ HD specialty rack with 10-1/2" drop (2" square shank)	NO	1	871155000494
3391	WD & EZ HD 4" drop/rise Rack Only (2-1/2" shank) -up to 16K (new version replaces 3373-425)	NO	1	871155003914
3399	WD & EZ HD 8" drop/rise Rack Only (2-1/2" shank) -up to 16K (new version replaces 3373-825)	NO	1	871155003990
3373-1025	WD & EZ HD specialty rack with 10-1/2" drop (2-1/2" square shank)	NO	1	871155000517
3391-3	WD & EZ HD 4" drop/rise Rack Only (3" shank) -up to 16K (new version replaces 3373-403)	NO	1	871155009817
3399-3	WD & EZ HD 8" drop/rise Rack Only (3" shank) -up to 16K (new version replaces 3373-803)	NO	1	871155009893
3373-1003	WD & EZ HD specialty rack with 10-1/2" drop (3" square shank)	NO	1	871155000500
3352	WD & EZ HD 2" x 2-5/16" Plated steel combo ball with 2 pins & clips (10K/14K GTWR)	NO	1	871155003525
3352-25	WD & EZ HD 2" x 2-5/16" Plated steel combo ball for 2-1/2" & 3" rack ONLY, w/2 pins & clips (10K/14K GTWR)	NO	1	871155009671
3382	WD 2" replacement ball, tapered (10K GTWR)	NO	1	871155003822
3354	WD 2-5/16" replacement ball, tapered (14K GTWR)	NO	1	871155003549
3395	WD 2-5/16" replacement ball, tapered (16K GTWR)	NO	1	871155003952
3374	WD shackle only (connects tension chain to sway plate)	NO	1	871155003747
3383	WD Anti-Sway assembly ONLY with 2" ball (incl. Ball housing, ball & brake material)	NO	1	871155003839
3355	WD Anti-Sway assembly ONLY with 2-5/16" (14K) ball (incl. Ball housing, ball & brake material)	NO	1	871155003556
3355AREVE	WD Anti-Sway assembly ONLY with 2-5/16" (16K) ball (incl. Ball housing, ball & brake material)	NO	1	871155003969
3356	WD Sway plate (plate ONLY--no hardware)	NO	1	871155003563
3357	WD Chain (single tension chain) with end bolt, shackle and nut	NO	1	871155003570
3358	WD Red spring (high-performance urethane) - ONE SPRING ONLY	NO	1	871155003587
3366	WD Chain extensions (1 pair) -each extension includes 6 links and 1 threaded link (approx 11.25")	NO	1	871155003662
3370	WD Tension nuts (1 pair)	NO	1	871155003709
3372	WD Trailer Kit -tension plate, chains, nuts, springs and brackets (specify bracket size) w/mounting hardware	NO	1	871155003723
3376	WD snap ring (spring-clip) for bottom of tapered ball (not for original model)	NO	1	871155003761
3378	WD rack bolts and nuts (2 bolts & 2 nuts)	NO	1	871155003785
3381	WD Cone (anti-sway friction material)	NO	1	871155003815
3384	WD 1-1/4" Deep Socket (for tightening tension nuts)	NO	1	871155003846
3388	WD Washers (1 pair) for tension chains (larger custom size)	NO	1	871155003884



WD Bracket sets				
3359	WD Bracket set - 3", 4", 5" & 6" (2 inside, 2 outside brackets w/hardware)	NO	1	871155003594
3359-XTD	WD Bracket set "EXTENDED UNIVERSAL" 3", 4", 5" & 6" (2 inside, 2 outside brackets w/hardware) - <i>for use with underslung couplers</i>	NO	1	871155009183
3361	WD Bracket set 4-3/8" (2 inside & 2 outside pieces and mounting hardware)	NO	1	871155003617
3369	WD Bracket set - RAISED 3", 4", 5", 6" (2 inside, 2 outside w/hardware) for low frames	NO	1	871155003693
3387	WD Bracket set 7" & 8" (2 inside & 2 outside pieces and mounting hardware)	NO	1	871155003877

RANCH HITCH PARTS	RANCH HITCH ADAPTER PARTS		PACK PRICING AVAILABLE?	Units per pack	UPC
	3140	Stinger and Cable System for 8 inch offset Ranch Hitch Adapter (no base)	NO	1	871155001408
	3101	Stinger and Cable System for standard Ranch Hitch Adapter (no base)	NO	1	871155001019
	3102	Base & hardware -includes collars, bolts & wrench for Ranch Hitch Adapter (NO stinger or cable)	NO	1	871155001026
	3103	Slide Hammer (optional install tool)	NO	1	871155001033
	3104	Spanner Wrench (required for install -included with Ranch Hitch Adapter box)	NO	1	871155001040
	3107	Bolt Kit only for Ranch Hitch Adapter	NO	1	871155001071
	3108	Internal "roller" pin for Ranch Hitch Adapter	NO	1	871155001088
	3110	Collar System for Ranch Hitch Adapter (3106/3113)	NO	1	871155001101
	3106	Split Collar Halves - "Collets" (2), for Ranch Hitch Adapter	NO	1	871155001064
	3113	Threaded Collar only, for Ranch Hitch Adapter	NO	1	871155001132
	3111	Cable Handle (for Remote Cable)	NO	1	871155001118
	3112	Remote Cable System (4 bolt plate) for Ranch Hitch Adapter	NO	1	871155001125
	3204	Remote Latch Cable for Ultimate Connection / EZ Goose	NO	1	871155002047

ULTIMATE CONNECTION PARTS	ULTIMATE CONNECTION PARTS		PACK PRICING AVAILABLE?	Units per pack	UPC
	Parts -- for ALL Ultimate Connection Hitches				
	3201	Ultimate Connection hardball, 2-5/16"	NO	1	871155002016
	3204	NEW STYLE - Remote Latch Cable for Ultimate Connection / Ranch Hitch Adapter / EZ Goose	NO	1	871155002047
	3205	Safety Chain Eye-bolts for U.C. safety chains (includes 2 eye-bolts, 2 nuts, 4 washers)	NO	1	871155002054
	3231	Kingpin Coupler (rectangle, complete assembly 3204/3232/3233)	NO	1	871155002313
	3233	Kingpin Coupler ONLY (rectangle, no other hardware)	NO	1	871155002337
	3232	Bolt kit for Kingpin Coupler (rectangle model ONLY, 2 bolts/nuts, 4 set screws)	NO	1	871155002320
	3244	Ultimate Connection Ball-funnel for Kingpin Coupler Block (may require updated ball)	NO	1	871155002443
	3245	Ultimate Connection Ball-funnel kit for KP coupler block (incl. Ball-funnel and current Ultimate ball)	NO	1	871155002450
	3246	Ultimate Connection Kingpin Coupler with Ball-funnel (3231/3244)	NO	1	871155002467
	3247	Rota-Flex "Lockout" kit (includes 2 flat bars, 2 threaded bolts, 4 washers and 2 lock nuts)	NO	1	871155002474
	3247-XTD	Extended Rota-Flex "Lockout" kit (includes 2 flat bars, 2 threaded bolts, 4 washers and 2 lock nuts) 2" longer	NO	1	871155000470
	Parts -- Gooseneck Ball mount or Ultimate Gooseneck Connection ONLY				
	3224	Base & hardware (SHORT, alum) -incl. ball, tube, bolts & pin, NO kingpin coupler or stinger	NO	1	871155002245
	3224-TBX	Base & hardware (SHORT, alum) -incl. ball, tube, bolts & pin, NO kingpin coupler or stinger -TOOLBOX version	NO	1	871155000425
	3240	Base & hardware (aluminum) -incl. ball, tube, bolts, pin, NO kingpin coupler or stinger	NO	1	871155002405
	3240-TBX	Base & hardware (aluminum) -incl. ball, tube, bolts, pin, NO kingpin coupler or stinger -TOOLBOX version	NO	1	871155000449
	3238	Base ONLY (SHORT, aluminum) -no hardware, 4" lower than std height	NO	1	871155002382
	3238-TBX	Base ONLY (SHORT, aluminum) -no hardware, 4" lower than std height -TOOLBOX version	NO	1	871155000432
	3241	Base ONLY (aluminum) -no hardware	NO	1	871155002412
	3241-TBX	Base ONLY (aluminum) -no hardware -TOOLBOX version	NO	1	871155000456
	3228	Bolt Kit for Aluminum Bases (includes bolts to install Gooseneck Ball mount or Ultimate Gooseneck Connection base)	NO	1	871155002283
	3223	6" Gooseneck ball Coupler Tube with bolts (standard with 3165)	NO	1	871155000463
	3227-7	7-1/8" Gooseneck ball Coupler Tube with bolts	NO	1	871155000173
	3227-8	8-1/2" Gooseneck ball Coupler Tube with bolts (standard with 3220 & 3220-TBX)	NO	1	871155000180
	3227-9	9-7/8" Gooseneck ball Coupler Tube with bolts (standard with 3221 & 3221-TBX)	NO	1	871155000197
	3227-11	11-1/4" Gooseneck ball Coupler Tube with bolts	NO	1	871155000210
	3227-12	12-5/8" Gooseneck ball Coupler Tube with bolts	NO	1	871155000227
	3234	13-1/4" Gooseneck ball Coupler Tube with bolts	NO	1	871155002344
	3252	Anti-Slip kit for Ultimate Connection (41 1/2" x 37 1/2" Rubber Mat)	NO	1	871155002528
	3248	Triangle Plate for Ultimate Connection Safety Chains - PLATE ONLY	NO	1	871155002481

UC PARTS (cont.)	ULTIMATE CONNECTION PARTS (continued)		PACK PRICING AVAILABLE?	Units per pack	UPC
	Parts -- Rail mount ONLY				
	3202	Base & hardware (steel) -incl. ball, bolts & pins, NO kingpin coupler (Rail ONLY)	NO	1	871155002023
	3208	Base Bolt Kit (includes all bolts to install Rail mount Ultimate base)	NO	1	871155002085
	3209	Base ONLY (steel) -no hardware (Rail Mount ONLY)	NO	1	871155002092
	3214	Rail Tabs for Ultimate Connection Safety Chains - RAIL TABS ONLY	NO	1	871155002146
	N				
	3166-RDH	ROUND Gooseneck Trailer Stinger for use with Ultimate Connection "Gooseneck Trailer" mount ONLY	NO	1	871155001668
	3166-SQH	SQUARE Gooseneck Trailer Stinger for use with Ultimate Connection "Gooseneck Trailer" mount ONLY	NO	1	871155007806

DISPLAYS	MARKETING ITEMS			Units per pack	UPC
	3611	Monitor ONLY for shelf display	—	or FREE - ask rep	871155006113
	3612	Display Stand - Ranch Hitch Adapter, tall floor model	—	or FREE - ask rep	871155006120
	3613	Display Stand - Rapid Hitch/EZ Hitch/Alumistinger, floor model (with 2-1/2" adapter for larger racks)	—	or FREE - ask rep	871155006137
	3613-ADP	2-1/2" Adapter plate for the 3613 display stand. (Includes adapter, two pins and two clips.)	—	or FREE - ask rep	871155000487
	3616	Display Stand - Weight Distribution Hitch, floor model	—	or FREE - ask rep	871155006168
	3618	Display Stand/Monitor - "Plastics" w/ Camper Leveler, Rapid Jack, Ultimate Gear bag, etc.	—	or FREE - ask rep	871155006182
	3619	Dual Display Stand with Monitor for Ultimate 5th Wheel Connection	—	or FREE - ask rep	871155006199
	3619-WD	WD add-on to Ultimate Dual Display Stand (above) - adds "moving" WD Display	—	or FREE - ask rep	871155000623
	3623	3 ft. wide "Rolling" Display Stand w-Monitor (for "Plastics", adjustable ball mounts, and more)	—	or FREE - ask rep	871155006236
	3628	Display Stand - Trailer Jack Block (works on floor or counter)	—	or FREE - ask rep	871155006281
	3631	Gondola Display #1 for Rapid Hitch, EZ, Alumistinger & Locks (2" racks only)	—	or FREE - ask rep	871155006311
	3631-25	Gondola Display #1 for Rapid Hitch, EZ, Alumistinger & Locks (2-1/2" racks only)	—	or FREE - ask rep	871155000593
	3631-225	Gondola Display #1 for Rapid Hitch, EZ, Alumistinger & Locks (mix of 2" & 2-1/2" racks)	—	or FREE - ask rep	871155000586
	3632	Gondola Display #2 - Alumistingers, 2 mounts with ball attached, Locks	—	or FREE - ask rep	871155006328
	3633	Gondola Display #3 - (Mini Display) Rapid, EZ, Alumistinger w/ball, Alumistinger x 3	—	or FREE - ask rep	871155006335

BROCHURES	3901	4-Fold Brochure, Mini Catalog (all std products)	—	1	871155009015
	3904	Wall banner (specify style and size where applicable)	—	1	871155009046
	3906	4-Fold Brochure, Ultimate 5th Wheel (Gooseneck and Rail mount)	—	1	871155009060
	3907	4-Fold Brochure, Weight Distribution Hitch	—	1	871155009077
	3920	Current Product Catalog for Dealers (8-1/2" x 11" full color)	—	1	871155009206
	3921	New Dealer Packet - 2 Catalogs, 5 of each Brochure, Area Rep's Price Sheet, and New Dealer Information Packet	—	1	871155009015

FREE shipping in the contiguous US unless otherwise specified • Additional pricing regions available  
Price and availability subject to change without notice • Inventory returns must include an RMA number and are subject to a 20% restocking fee

Discover other trailer hitches and towing on our website.