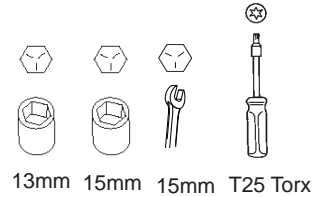
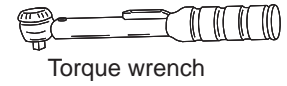
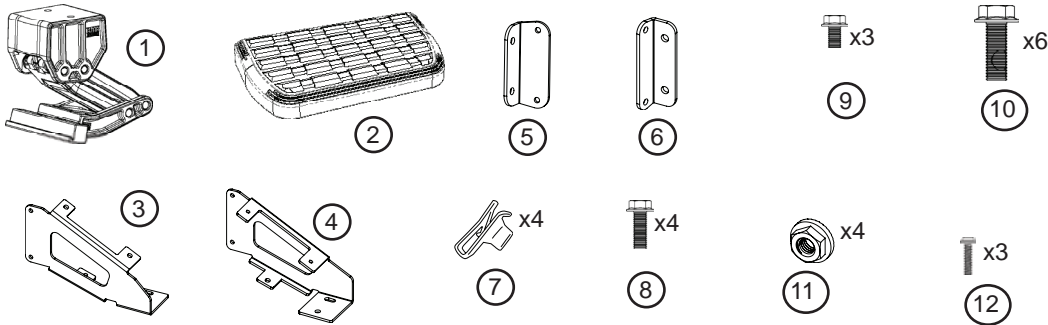


AMP RESEARCH BedStep 2™

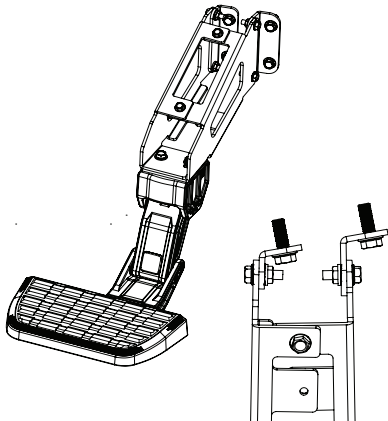
Ford F150
(Fits 5.5 Bed)
2015

PART NUMBER:
75412-01A



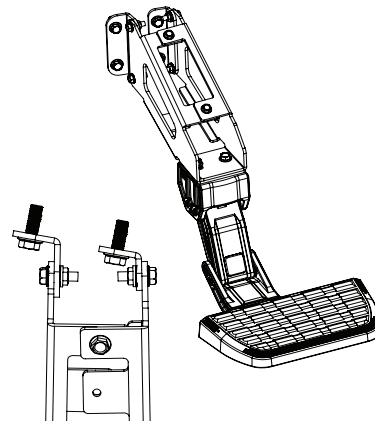
PLEASE REFER TO P/N #79412 FOR THE 6.5FT BED INSTALL.

Brackets must be configured for **Driver Side 5 1/2 ft Bed as Shown.**

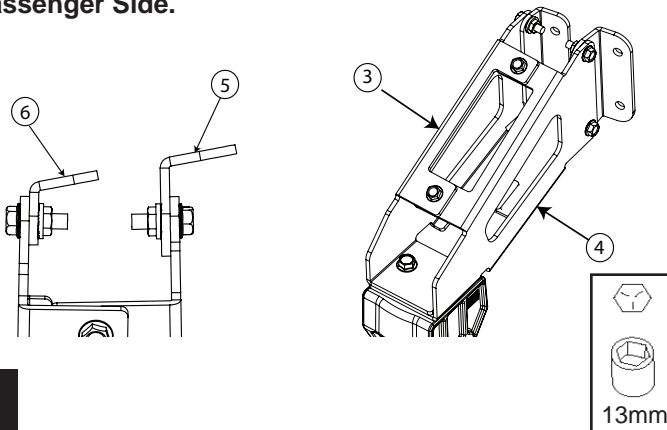


1

Brackets must be configured for **Passenger Side 5 1/2 ft Bed as Shown.**

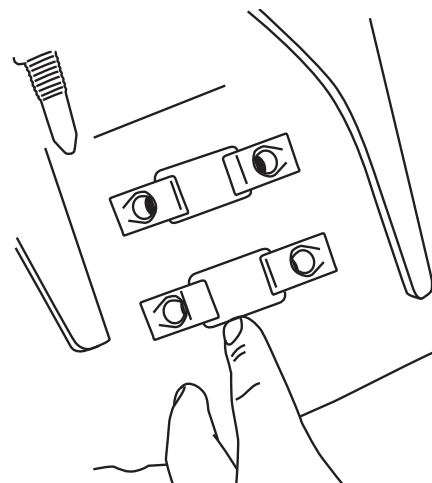


On Driver side, first bolt (3) over (4) and tighten all three (9) M8 Bolts (2 on the top, 1 on the bottom) to 20ft lbs. below as shown. Second, use bolt (8) to bolt (6) to (3) and (5) to (4) to flanged nut (11). Mirror for Passenger Side.

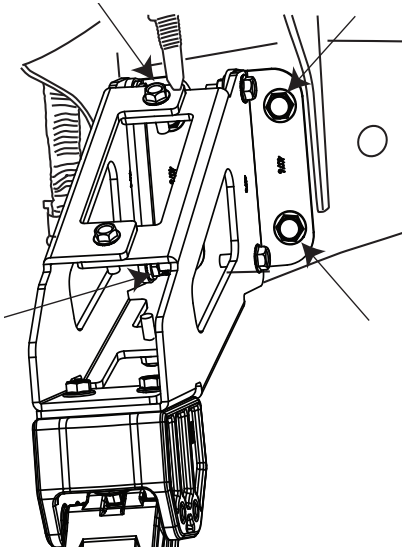


2

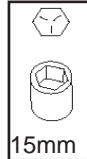
Insert four U clips into cutouts in frame. *Note: Image shows Crew Cab short bed.*



Set linkage in place and tighten bolts using a 15mm socket. Torque bolts to 20 ft-lbs.

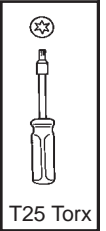
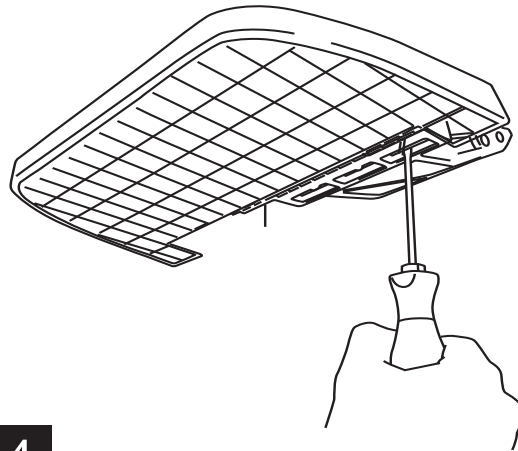


3

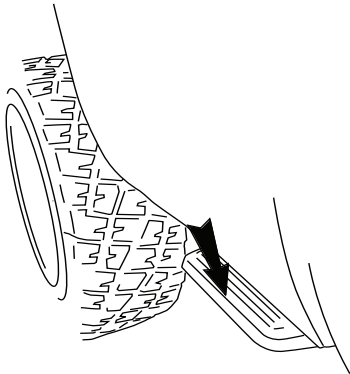


4

Offset the step pad forward and secure using provided PT Screws. Tighten to 5 ft-lbs using T25 torx bit.
Note: Drivers side shown

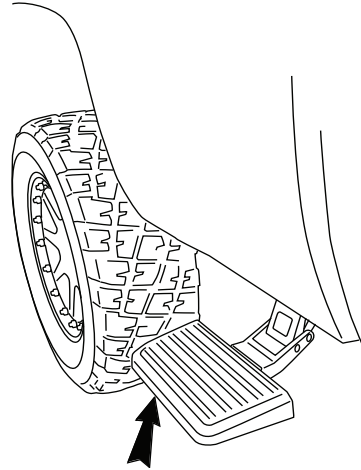


To deploy the step, press down using your foot on the outside edge of the step pad.



5

To retract, gently kick up on the underside of the step pad.



6



BEDSTEP2™ OPERATION

The AMP Research BedStep2™ is foot operated and deploys and retracts with a nudge of your foot. To deploy, press down using your foot, on the outside edge of the step pad.

Maximum load capacity of the deployed step pad is 300 lbs.

Always use appropriate hand holds when stepping up to or down from your truck's cargo bed.



To retract, gently kick up on the underside of the step pad.



MAINTENANCE TIPS - The stepping surface and linkage should be periodically washed with mild soap and water using a soft brush or sponge to dislodge any mud, dirt or accumulated road grime.

In severe driving conditions, pressure washing the linkage is strongly recommended.

Do not apply silicone spray, waxes or protectants like Armor All® to the stepping surfaces.

CAUTION! BEDSTEP2™ SHOULD ALWAYS BE STOWED IN THE RETRACTED POSITION WHEN DRIVING.