




15239

PRIMO SUPER STACKER CRIBBING

NEW!



NEW Solid Design
for higher working
load limit!

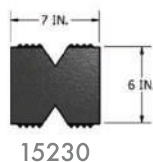
NEW color-coded lanyard indicates heavy duty application

- Improved design for use with heavy equipment, machinery, and vehicles
- Solid block for higher working load limit
- Hybrid profile
- Super Stacker Cribbing Family

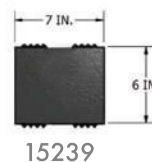


- Use Locky Top jack plate (#14468LT) for increased stability

SUPER STACKER CRIBBING



PRIMO SUPER STACKER CRIBBING






| Product Specifications | |
|-------------------------|--|
| Product Name: | Primo Cribbing Blocks |
| Manufacturer's Part No: | 15239 |
| Dimensions: | 6" (15 cm) x 7" (18 cm) x 24 (61 cm)" |
| Product Weight: | 27 lbs (12 kg) |
| Surface: | Interlocking Pyramid Design |
| Working Load Limit: | 129,632 lbs (58,000 kg) |
| PSI: | 865 |
| Material | 100% Recycled HDPE, LDPE, PET Plastics |
| Made in the USA | |



Please conspicuously
post this
Working Load Guide.



WORKING LOAD LIMIT BASED ON SINGLE LAYER APPLICATION.

| Lanyard Color | Total Block Working Load Limit Range | Part # | WLL (kg) | WLL (lbs) |
|---|---|--------|----------|-----------|
|  High-Vis Orange | 50,000 kg – 100,000 kg (110,231 lbs – 220,462 lbs) Orange = Heavy | 15232 | 55,000 | 121,254 |
| | | 15231 | 110,000 | 242,508 |
| | | 15201 | 78,400 | 172,842 |
| | | 15203 | 50,800 | 111,994 |
| | | 15235 | 71,600 | 157,850 |
| | | 15239 | 58,800 | 129,631 |
|  Blue | 21,000 kg – 50,000 kg (46,297 lbs – 110,231 lbs) Blue = Medium | 15230 | 49,900 | 110,010 |
| | | | | |
|  High-Vis Yellow | 0 kg – 21,000 kg (0 lbs – 46,297 lbs) Yellow = Light | 14490* | 31,000 | 68,343 |
| | | 14491* | 31,000 | 68,343 |
| | | 14492* | 31,000 | 68,343 |
| | | 15210 | 20,500 | 45,194 |
| | | 15202 | 53,200 | 117,285 |
| | | 15241 | 23,700 | 52,249 |
| | | 15600 | 2,600 | 5,732 |

*Does not include lanyard.




Always avoid point source load with any product.

Working Load Limit

Pounds Per Square Inch

Turtle Plastics Part Number

WLL: 129,632 lbs (58,000 kg) @25°C
PSI: 865
PART NO: 15239




re:imagine stability

For years, fire departments, industrial plants, mining, and construction workers have used wood to crib, block, or stabilize equipment, products and vehicles. 99% of cribbing being used today is wood. Wood is relatively inexpensive but comes with knots, is absorbent, cracks, splits and splinters. **The only guarantee with wood is that you will eventually need to replace it.**

Plastic cribbing does not absorb blood, oil, or most chemicals. **AME Intl.'s 50-year environmental warranty covers rot, mold, mildew and absorption. This saves you time and money in the long run.**



Always avoid point source load with any product.

Active cribbing is used when a person is working near or under the cribbing. Static cribbing is used to keep material off the ground to allow a forklift to operate, or to separate materials for storage.

• design strength

Crossgrain bearing design strength for traditional wood cribbing varies by wood species from 200 PSI to 1,000 PSI. For example, using: 500 PSI; Strength $500 \times 3.5 \times 3.5 \times 4 = 24,000$ lbs. Plastic cribbing can sustain between 800 to 1,200 PSI. Creating a safer, longer lasting and more durable cribbing base.

THE USER MUST BE FAMILIAR WITH THE ARMY CORPS OF ENGINEERS CRIBBING GUIDE (DURA CRIB) AND ONLY THE END USER CAN DETERMINE LOAD CAPACITY. ANY BENDING, DEFLECTION, SAGGING, BULGING, OR DEFORMITY WILL NECESSITATE ADDITIONAL CRIBS.

As the use of our products under user's conditions are beyond our control, no warranty, expressed or implied, including but not limited to, merchantability or fitness for a particular use, is made concerning our products. **DISCLAIMER:** Under no circumstances shall company be liable to the original purchaser at retail or any other person for any special or consequential damages, whether arising out of breach of warranty, breach of contract, or otherwise. Company shall in no event be liable for any breach of warranty in an amount exceeding the purchase price of any product, nor will company be bound by any statement or representation to the quality or performance of any product. All statements, technical information, and recommendations contained in this publication are for informational purposes only. Turtle Plastics does not guarantee the accuracy or completeness of any information contained herein and it is the customer's responsibility to conduct its own review and make its own determination regarding the suitability of specific products for any given application.

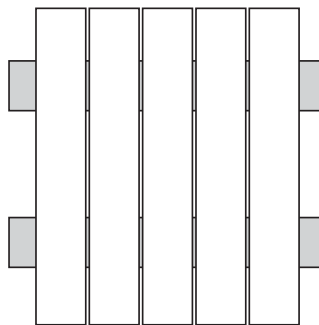
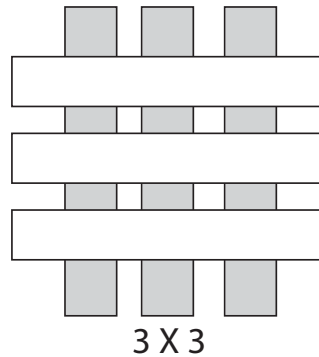
U.S. Army Corps of Engineers Crib Layout Guide

IMPORTANT

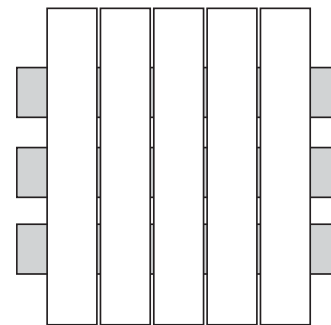
- Bottom layer should be solid to spread the load, especially on soil or asphalt paving.
- Limit height to 3 times width (shortest width for non-square cribs).
- Overlap corners by 4 inches to assure slow crush-type failure.



IMPORTANT: Use only with AME cribbing products.



SOLID PLATFORM



SOLID PLATFORM