



## MSD Box Mount

# INSTRUCTIONS

Box mount provides a quick release method for replacing MSD6420, 6425, 6430 and other ignition boxes with 7-1/2" x 3-1/2" center to center mounting dimensions.

### CONTENTS:

- A. Box Mount
- B. Quick Turn Fastener (x4)
- C. Steel Spring (x4)
- D. 1/8" Aluminum Rivet

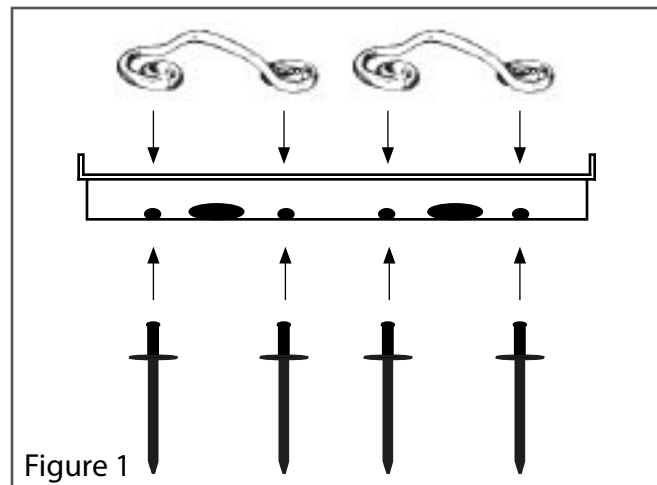



Figure 1

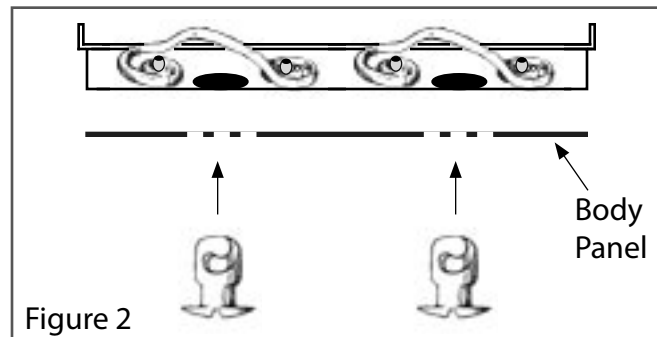


Figure 2

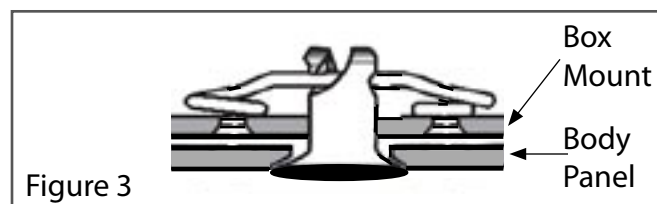


Figure 3



Figure 4

### Step 1:

Determine placement of box mount - use Box Mount (A) as a template to trace the four large holes onto body panel. Next, carefully drill each traced hole to 7/16". Use of a stepped drill bit is recommended. If a stepped drill bit is not available, start out with a smaller size bit and work up to a 7/16".

### Step 2:

Secure Steel Springs (C) to Box Mount (A) using Aluminum Rivets (D). Figure 1.

### Step 3:

Secure assembled Box Mount (A) to holes previously drilled in body panel using four Quick Turn Fasteners (B). Figure 2 and 3.

### Step 4:

The basic box mount assembly is now complete. Secure MSD ignition box to four remaining holes of Box Mount (A). Note, hardware for this step not included but is typically supplied with the MSD ignition box. Final assembly should appear as shown in Figure 4.