

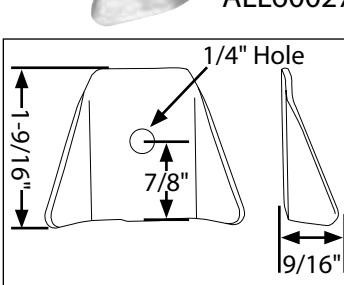
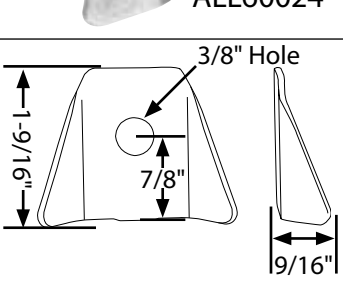
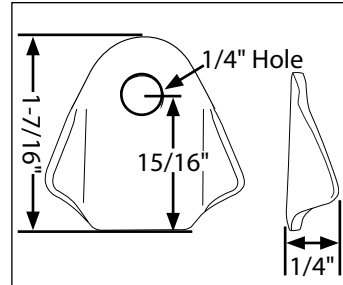
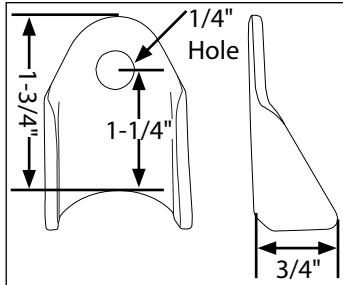
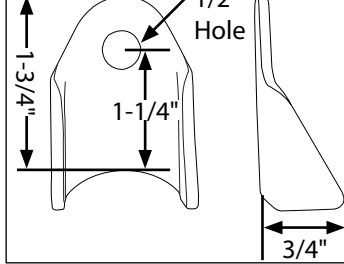
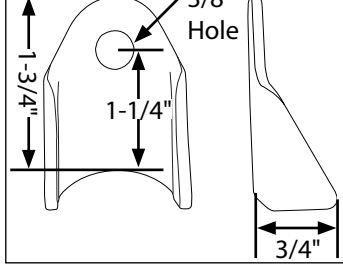
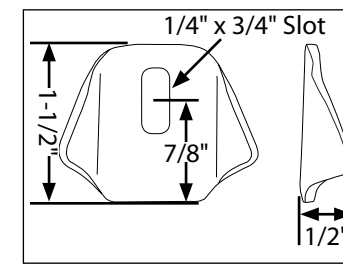
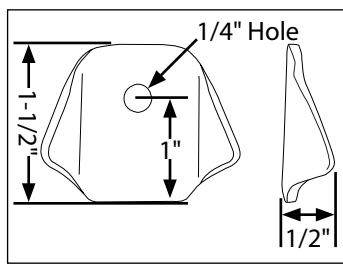


Part No. ALL60014-60027
ALL60041
ALL60086
ALL60087

Body Brace Tabs

Mild steel tabs have built-in gussets for added support. Choose tabs that mount parallel or perpendicular to tubing. Package of four.

Part No.	Description	Thickness	Overall Height	Center Of Hole Height	Hole Diameter
ALL60014	Round Tube, 1/4" Hole	1/8"	1-1/2"	1"	1/4"
ALL60015	Round Tube, Slotted	1/8"	1-1/2"	7/8"	1/4" x 3/4"
ALL60016	Round Tube, 3/8" Hole	1/8"	1-3/4"	1-1/4"	3/8"
ALL60017	Round Tube, 1/2" Hole	1/8"	1-3/4"	1-1/4"	1/2"
ALL60041	Round Tube, 1/4" Hole	1/8"	1-3/4"	1-1/4"	1/4"
ALL60086	Round Tube, 1/4" Hole	.085"	1-7/16"	15/16"	1/4"
ALL60087	Round Tube, 1/4" Hole	1/8"	1-7/16"	15/16"	1/4"
ALL60024	Flat Mount, 3/8" Hole	.085"	1-9/16"	7/8"	3/8"
ALL60027	Flat Mount, 1/4" Hole	.085"	1-9/16"	7/8"	1/4"



REV062016

Rely only on high-grade chassis frames & body offered on our virtual shelves.