



Part No. ALL48270  
ALL48275

## Power Steering Hose

The same quality hose included in our power steering hose kits available in a variety of lengths for building custom power steering lines or making repairs. Hose is suitable for most steering applications.

### Part No. Description

ALL48270-3.....-6 Power Steering Hose, 3' Long  
ALL48270-6.....-6 Power Steering Hose, 6' Long  
ALL48270-10 .....-6 Power Steering Hose, 10' Long  
ALL48270-15 .....-6 Power Steering Hose, 15' Long  
ALL48270-20 .....-6 Power Steering Hose, 20' Long



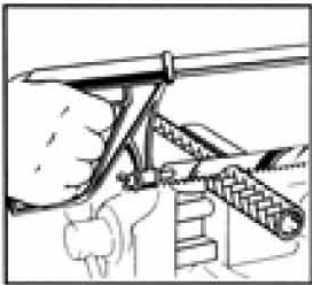
ALL48270

ALL48275-3.....-10 Stainless Hose, 3' Long  
ALL48275-6.....-10 Stainless Hose, 6' Long



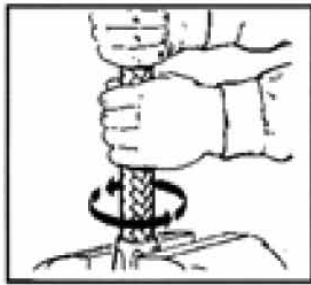
ALL48275

### Step 1



Cut hose square with fine tooth hacksaw or cut off wheel.

### Step 2



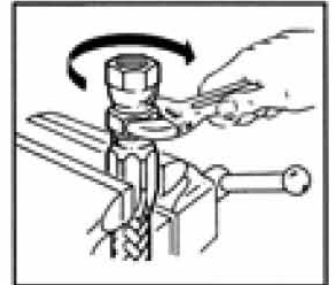
Put socket in vise and rotate hose counterclockwise into socket until it bottoms, then back off 1/4 turn. When assembling long lengths of hose put the hose in vise just tight enough to prevent turning and turn socket into the hose counterclockwise until it bottoms.

### Step 3



Lubricate nipple and threads LIBERALLY. Use heavy oil or hose assembly lube.

### Step 4



Thread nipple clockwise into socket and hose. Leave 1/32" to 1/16" clearance between nipple hex and socket.

### WARNING!

Clean inside of hose after cutting. Small metal and rubber particles will damage pump and gearbox.