




Throttle Body Spacer Installation Instructions: 2003-2008 Dodge Ram Hemi V8-5.7L


Kit Part #	46-32006	Tools Required:	Part List:		
Make:	Dodge	5/16" nut driver or slotted screwdriver	1 Tube, Intake		
Model	Year	Phillips screwdriver	1 Coupling (05-00307)		
Ram	2003-2008	1/2" open end wrench	2 Clamp #056		
	Engine	Medium size pliers	1 Throttle body Spacer		
	V8-5.7L HEMI		1 Grommet		




Step 1 Stock vehicle




Step 2 Loosen clamp on inlet tube to intake plenum



Step 3 Disconnect electrical connector from temp sensor




Step 4 Remove intake plenum mounting bolt




Step 5 Remove intake plenum mounting bolt




Step 6 Remove intake plenum from vehicle




Step 7 View of intake plenum removed from vehicle




Step 8 Remove temp sensor from intake plenum



Step 9 Remove rubber seal from throttle body




Step 10 Disconnect electrical connector from throttle body




Step 11 Remove bolts (4) from throttle body




Step 12 Remove throttle body from vehicle



Step 13 Install throttle body on intake manifold. Place supplied gasket between throttle body and spacer.



Step 14 Secure throttle body to intake manifold using supplied hardware.



Step 15 Insert supplied grommet into hole on intake tube



Throttle Body Spacer Installation Instructions: 2003-2008 Dodge Ram Hemi V8-5.7L


Kit Part # 46-32006	Tools Required: 5/16" nut driver or slotted screwdriver Phillips screwdriver 1/2" open end wrench Medium size pliers	Part List: 1 Tube, Intake 1 Coupling (05-00307) 2 Clamp #056 1 Throttle body Spacer 1 Grommet		
Make: Dodge				
Model: Ram	Year: 2003-2008	Engine: V8-5.7L HEMI		




Step 16
Insert temp sensor into grommet in intake tube




Step 17
Install supplied coupler and clamps on throttle body, do not tighten




Step 18
Re-connect electrical connector to temp sensor and throttle body



Step 19
Insert intake tube to factory accordion tube.



Step 20
Insert intake tube into throttle body coupler. Tighten clamps (3) on both ends of intake tube



Step 21
Installation complete