



# Intake Kit Installation Instructions: '03-'05 BMW Z4 L6-2.5L / 3.0L

<b>Kit Part #</b>	54-10651 fits the L6-2.5L 54-10661 fits the L6-3.0L	<b>Tools Required:</b>	<b>Part List:</b>
<b>Make:</b>	BMW	5/16" nut driver or slotted screwdriver 10mm socket or wrench Ratchet and extension	1 Air filter (replacement # 24-55505) 1 Intake housing 1 Housing Cover 1 Air Filter Adapter 8 M6 x 1 x 10 Button Head Screws 2 Spring clips
<b>Model</b>	<b>Year</b>	<b>Engine</b>	
Z4 (E85)	'03-'05	L6-2.5L	
Z4 (E85)	'03-'05	L6-3.0L	




Step 1  
Complete kit



Step 2  
Complete stock intake.



Step 3  
Disconnect negative terminal from battery. Loosen the hose clamp on the intake tube. Disconnect the two metal clips on the side of the MAF sensor.




Step 4  
Remove the two 10mm bolts on the side of the airbox. Set the two bolts to the side you will be re-installing these later.




Step 5  
Remove MAF sensor from airbox. Make sure you do not damage the rubber gasket. Lift airbox out and remove from vehicle.



Step 6  
Install the two spring clips to the MAF sensor.



Step 7  
Insert the air filter adapter into the housing. Line up the four mounting holes and fasten with the supplied button head screws.




Step 8  
Carefully place the rubber MAF sensor gasket into the slot inside the air filter adapter




Step 9  
Lower housing into the engine bay. Fasten the MAF sensor to the housing and secure with the two spring clips.



Step 10  
Re-install the two screws removed in step 4. Tighten down assembly.



Step 11  
Install and tighten your pre-oiled filter. Do not use any grease or oil.



Step 12  
Place aluminum cover over housing. Secure with the four remaining button head screws.



Step 13  
Place enclosed CARB EO sticker on a clean/smooth surface on or near the intake system. EO identification label is required in passing the Smog Check inspection. Your installation is now complete. Tighten all connections and clamps. Re-check after a few hours.

Note: Filter Cleaning and Re-oiling: When cleaning your aFe filter, be sure to use only aFe's "Restore Kit" (aFe P/N: 90-50001 blue oil aerosol, or aFe P/N: 90-50501 blue squeeze bottle oil or aFe P/N: 90-50000 gold oil aerosol, or aFe P/N: 90-50500 gold squeeze oil).  
Filter Replacement: Magnum FLOW PN: 24-55505 (black w/blue media).