




Intake kit Installation Instructions: 2004-2005 BMW E60 525i/530i L6-2.5L/3.0L Stage 2

Kit P/N: 51/54-11572	Tools Required: 5/16" nut driver 1/4" nut driver Flat head screwdriver 10mm socket or wrench Ratchet w/extension T25 torx bit T30 torx bit	Parts list 1 Air filter (Pro-5R™ 24-60505 or Pro Dry S™ 21-60505) 1 Housing 1 Tube 1 7/16" trim seal @ 33" L 1 Adaptor, 6" filter 4 Screw, M6 x1 x 25 4 Washer, flat M6	1 Gasket, MAS 2 Screw, #8-32 x 5/8"L 1 Gasket, tube
-----------------------------	--	--	---




Complete Stock Intake.



Disconnect MAF sensor. Loosen clamp on air box.




Unclip upper half of air box to remove lid and filter.




A) Loosen bolt with 10mm socket or wrench and save for later use (See step 11). B) Loosen Torx bolt with T30 torx bit. Remove air box out of vehicle.




Carefully remove MAF sensor using T25 torx bit.



Using the 4 hex screws w/washers provided, attach tube with gasket and adaptor through housing. Make sure gasket is between tube and housing. Tighten using 10mm socket or wrench.




Install MAF sensor using gasket and #8-32 screws provided. Tighten using flat head screwdriver.




Loosen and remove bolt holding in washer reservoir with 10mm socket or wrench. Save bolt for later install (See step 10).




Attach trim seal to housing. Install housing into vehicle and position.




Secure housing using bolt from step 8 and tighten using 10mm socket or wrench.



With bolt from step 4A, tighten down housing using 10mm socket or wrench.



Attach stock tube to intake. Pull stock tube, hold, and tighten clamp using 1/4" nut driver. Connect MAF sensor harness.



Install air filter and tighten using 5/16" nut driver.



Your installation is now complete. Please check all clamps and hoses periodically and tighten. Thank you for choosing aFe!

Note: Filter Cleaning and Re-oiling: When cleaning your aFe filter, be sure to use only aFe's "Restore Kit" (aFe P/N: 90-50001 blue oil aerosol, aFe P/N: 90-50501 blue squeeze bottle oil, aFe P/N: 90-59999 Pro Dry S™ cleaner only.) Filter Replacement: Pro-5R™ PN: 24-60505 (black w/blue media). Pro Dry S™ P/N: 21-60505 (black w/white media)
Pro Dry S™ cleaning: see cleaning instruction sheet 06-00074. For