

AEM
INDUCTION SYSTEMS



CHAMPIONSHIP PERFORMANCE

2017 PRODUCTS
AEM® INDUCTION SYSTEMS

DRYFLOW® FILTER TECHNOLOGY





ABOUT AIR FILTERS | INTAKES | ACCESSORIES

R&D RACERS

INNOVATION

RESEARCH AND DESIGN

PERFORMANCE AIR INTAKE SYSTEMS*

AEM® engineers design their intake systems as a fully integrated component of the vehicle. The intakes take advantage of several tuning methods to create power gains that are repeatable, safe and consistent.

SENSOR PLACEMENT

AEM® engineers place the OEM sensors at an ideal location similar to the OEM's location to simulate ideal airflow readings at the same time the intake itself is able to efficiently function as a performance intake without triggering engine codes.

ENCLOSED AIRBOX**

Custom fitted into each application, the enclosed airbox helps to isolate the air filter from the engine, preventing the intake from drawing ambient engine temperature. Our engineers strategically place the enclosed airbox to co-exist seamlessly with OEM engine components.

DRYFLOW[®] AIR FILTER

The Dryflow[®] Air filter is a proprietary synthetic air filter designed that requires no oil.

DURABLE FINISHES**

A variety of attractive, resilient finishes protect intake from scratching and oxidation. Our advanced vacuum rotomolded technique creates a brilliant texture appearance that is amazingly durable.

* Some intakes systems are not legal for sale or use on any pollution controlled motor vehicle in California or states adopting CA emission procedures.

** Not included on all intakes. These specific features are incorporated into individual kits as required by engineering in order to assist with achieving increased durability, power gains, or to reduce the occurrence of check-engine lights.



ABOUT AIR FILTERS | INTAKES | ACCESSORIES

R&D RACERS

CHAMPIONSHIP DRYFLOW® PERFORMANCE




CHRIS FORSBERG

// 3X FORMULA DRIFT WORLD CHAMPION



FREDRIC AASBO

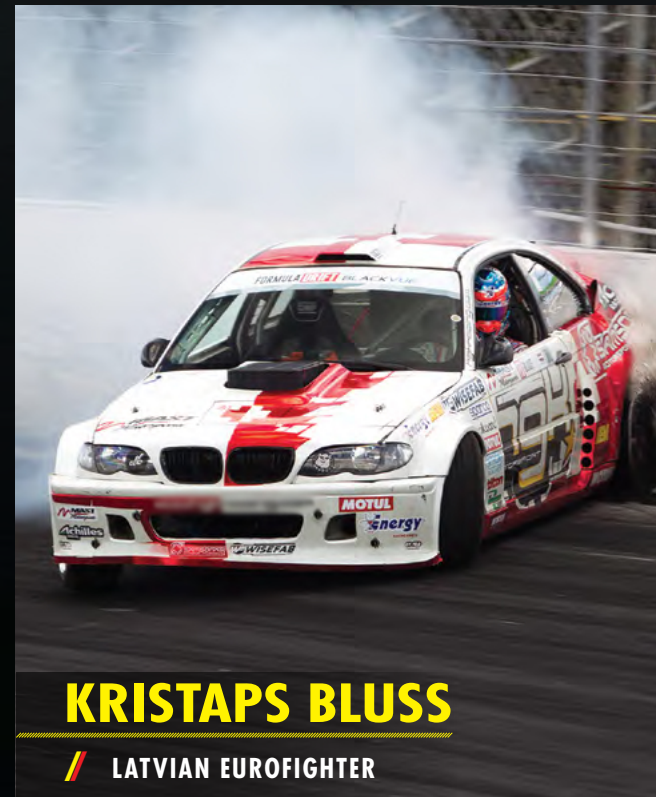
// 2X FORMULA DRIFT WORLD CHAMPION





JEFF PROCTOR

// SCORE BAJA 1000 CHAMPION



KRISTAPS BLUSS

// LATVIAN EUROFIGHTER



MARK JAGER

// 2X REDLINE TIME ATTACK CHAMPION



ABOUT AIR FILTERS INTAKES | ACCESSORIES

DRYFLOW® BRUTE FORCE® FILTER MAINTENANCE

UNIVERSALFITMENT DRYFLOW® AIR FILTERS

OVAL STRAIGHT AND TAPERED AIR FILTERS

PART#	FLANGE I.D.	LENGTH	BASE O.L.	BASE O.W.	TOP O.L.	TOP O.W.	FLANGE LENGTH
21-2145DK	3.5 IN (89 MM)	5.5 IN (140 MM)	8.5 IN (216 MM)	5.5 IN (140 MM)	6.25 IN (159 MM)	4 IN (102 MM)	1.563 IN (40 MM)
21-2257DK	4 IN (102 MM)	7 IN (178 MM)	10.5 IN (267 MM)	7.75 IN (197 MM)	9.5 IN (241 MM)	6.75 IN (171 MM)	1.625 IN (41 MM)
21-2259DK	4 IN (102 MM)	9 IN (229 MM)	10.5 IN (267 MM)	8 IN (203 MM)	9.5 IN (241 MM)	6.75 IN (171 MM)	1.5 IN (38 MM)
21-2267DK	4.5 IN (114 MM)	7 IN (178 MM)	10.5 IN (267 MM)	8 IN (203 MM)	9.5 IN (241 MM)	6.75 IN (171 MM)	1.5 IN (38 MM)
21-2269DK	4.5 IN (114 MM)	9.313 IN (237 MM)	9 IN (229 MM)	5 IN (127 MM)	9.5 IN (241 MM)	6.75 IN (171 MM)	1.5 IN (38 MM)
21-2277DK	5 IN (127 MM)	7 IN (178 MM)	10.5 IN (267 MM)	8 IN (203 MM)	9.5 IN (241 MM)	6.75 IN (171 MM)	1.5 IN (38 MM)
21-2278DK	5 IN (127 MM)	8 IN (203 MM)	8 IN (203 MM)	10 IN (254 MM)	9.5 IN (241 MM)	6.75 IN (171 MM)	1.5 IN (38 MM)
21-2279DK	5 IN (127 mm)	9.313 in (237 mm)	10.5 in (267 mm)	8 in (203 mm)	9.5 in (241 mm)	6.75 in (171 mm)	1.5 in (38 mm)

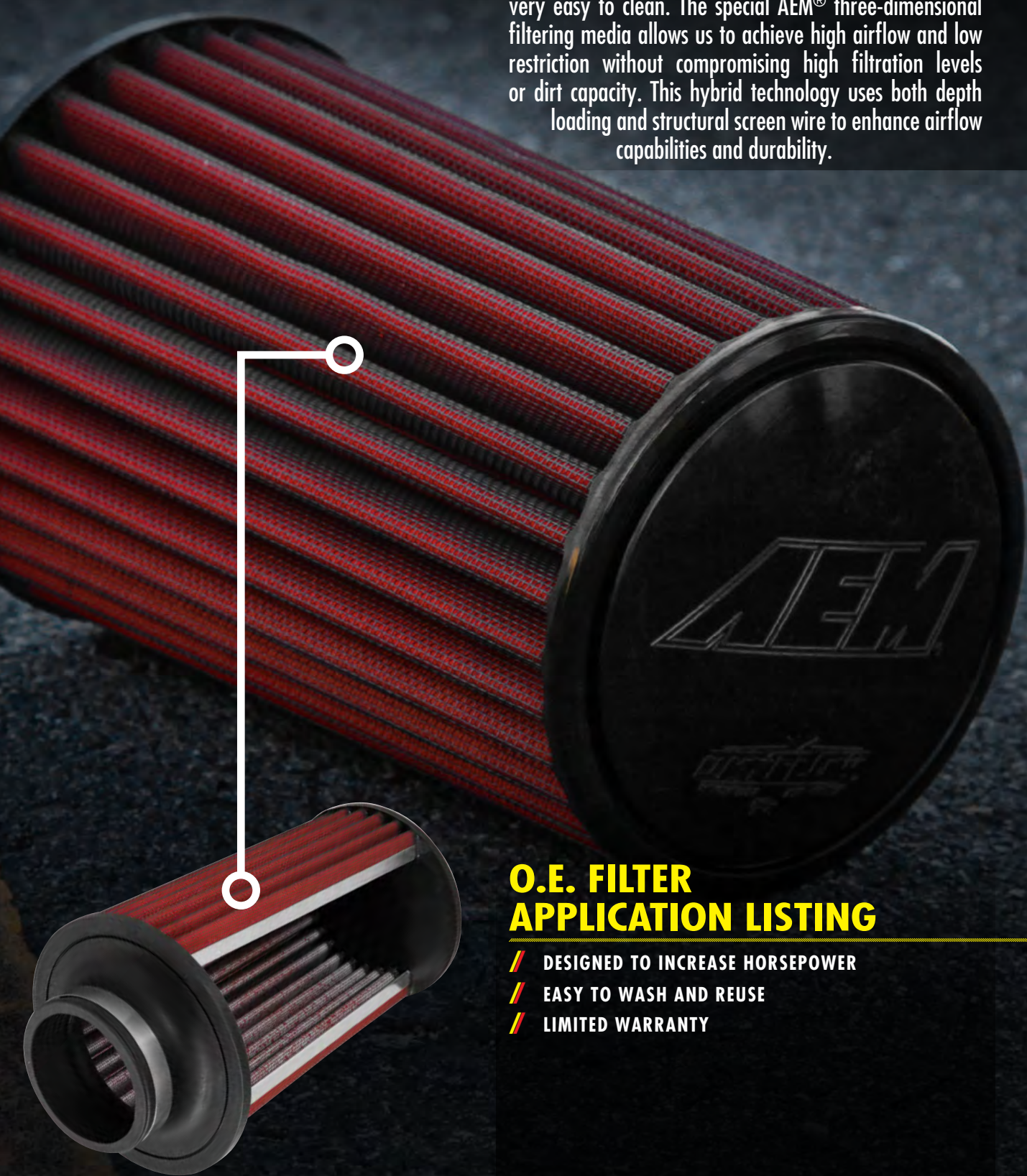
CONE AIR FILTERS

PART#	FLANGE I.D.	LENGTH	BASE O.D.	TOP O.D.	FLANGE LENGTH
21-200DK	2.25 IN (57 MM)	5.125 IN (130 MM)	6 IN (152 MM)	5.125 IN (130 MM)	1.625 IN (41 MM)
21-2011DK	2.5 IN (64 MM)	5 IN (127 MM)	5.5 IN (140 MM)	4.75 IN (121 MM)	1.125 IN (29 MM)
21-2019DK	2.5 IN (64 MM)	9.25 IN (235 MM)	6 IN (152 MM)	5.125 IN (130 MM)	1.5 IN (38 MM)
21-201D-HK	2.5 IN (64 MM)	5.063 IN (129 MM)	6 IN (152 MM)	5.125 IN (130 MM)	1.5 IN (38 MM)
21-201DK	2.5 IN (64 MM)	5.125 IN (130 MM)	6 IN (152 MM)	5.125 IN (130 MM)	1.5 IN (38 MM)
21-2027D-HK	2.75 IN (70 MM)	7.5 IN (191 MM)	5.5 IN (140 MM)	4.75 IN (121 MM)	1.813 IN (46 MM)
21-2027DK	2.75 IN (70 MM)	7 IN (178 MM)	6.25 IN (159 MM)	5.25 IN (133 MM)	1.25 IN (32 MM)
21-2028DK	2.75 IN (70 MM)	8 IN (203 MM)	6 IN (152 MM)	5.5 IN (140 MM)	1.5 IN (38 MM)
21-2029DK	2.75 IN (70 MM)	9.125 IN (232 MM)	6 IN (152 MM)	5.125 IN (130 MM)	1.563 IN (40 MM)
21-202D-HK	2.75 IN (70 MM)	5.125 IN (130 MM)	6 IN (152 MM)	5.125 IN (130 MM)	1.625 IN (41 MM)
21-202DK	2.75 IN (70 MM)	5.25 IN (133 MM)	6 IN (152 MM)	5.125 IN (130 MM)	1.25 IN (32 MM)
21-202DOSK	2.75 IN (70 MM)	5 IN (127 MM)	5.5 IN (140 MM)	4.75 IN (121 MM)	0.875 IN (22 MM)
21-2031D-HK	3 IN (76 MM)	5 IN (127 MM)	6 IN (152 MM)	5.125 IN (130 MM)	1.5 IN (38 MM)
21-2038DK	3 IN (76 MM)	8.125 IN (206 MM)	6 IN (152 MM)	5.125 IN (130 MM)	1.5 IN (38 MM)
21-2039DK	3 IN (76 MM)	9.25 IN (235 MM)	6 IN (152 MM)	5.125 IN (130 MM)	1.5 IN (38 MM)
21-203D	3 IN (76 MM)	5.125 IN (130 MM)	6 IN (152 MM)	5.125 IN (130 MM)	1.5 IN (38 MM)
21-203D-HK	3 IN (76 MM)	5.125 IN (130 MM)	6 IN (152 MM)	5.125 IN (130 MM)	1.625 IN (41 MM)
21-203DK	3 IN (76 MM)	5.125 IN (130 MM)	6 IN (152 MM)	5.125 IN (130 MM)	1.5 IN (38 MM)
21-203DOSK	3 IN (76 MM)	5 IN (127 MM)	5.5 IN (140 MM)	4.75 IN (121 MM)	0.938 IN (24 MM)
21-2109DK	3.25 IN (83 MM)	8.875 IN (225 MM)	6 IN (152 MM)	5.125 IN (130 MM)	1.438 IN (37 MM)
21-2110DK	3.25 IN (83 MM)	5.25 IN (133 MM)	6 IN (152 MM)	5.125 IN (130 MM)	1.438 IN (37 MM)
21-2113DK	3.25 IN (83 MM)	7 IN (178 MM)	6 IN (152 MM)	5.125 IN (130 MM)	1.5 IN (38 MM)
21-2147DK	3.5 IN (89 MM)	7 IN (178 MM)	6 IN (152 MM)	5.25 IN (133 MM)	1.5 IN (38 MM)
21-2047DK	3.5 IN (89 MM)	7 IN (178 MM)	5.25 IN (133 MM)	4.75 IN (121 MM)	0.938 IN (24 MM)
21-2049DK	3.5 IN (89 MM)	8.938 IN (227 MM)	6 IN (152 MM)	5.125 IN (130 MM)	1.375 IN (35 MM)
21-204DK	3.5 IN (89 MM)	5.25 IN (133 MM)	6 IN (152 MM)	5.125 IN (130 MM)	1.375 IN (35 MM)
21-2057DK	4 IN (102 MM)	7 IN (178 MM)	5.75 IN (146 MM)	4.75 IN (121 MM)	0.938 IN (24 MM)
21-2059DK	4 IN (102 MM)	9.188 IN (233 MM)	6 IN (152 MM)	5.125 IN (130 MM)	1.438 IN (37 MM)
21-205DK	4 IN (102 MM)	5.25 IN (133 MM)	6 IN (152 MM)	5.125 IN (130 MM)	1.5 IN (38 MM)
21-3059DK	4 IN (102 mm)	9.25 in (235 mm)	6.5 in (165 mm)	5.125 in (130 mm)	1.5 in (38 mm)
21-2069DK	4.5 IN (114 MM)	9.063 IN (230 MM)	6 IN (152 MM)	5.125 IN (130 MM)	1 IN (25 MM)
21-206DK	4.5 IN (114 MM)	5.125 IN (130 MM)	6.5 IN (165 MM)	5.125 IN (130 MM)	1 IN (25 MM)
21-2099DK	6 IN (152 MM)	9.125 IN (232 MM)	7.5 IN (191 MM)	5.063 IN (129 MM)	1 IN (25 MM)
21-209DK	6 IN (152 MM)	5.25 IN (133 MM)	7.5 IN (191 MM)	4.75 IN (121 MM)	1 IN (25 MM)
21-209ED-HK	6 IN (152 MM)	5 IN (127 MM)	7.5 IN (191 MM)	5.125 IN (130 MM)	1 IN (25 MM)
21-209EDK	6 IN (152 MM)	5 IN (127 MM)	7.5 IN (191 MM)	5.125 IN (130 MM)	1 IN (25 MM)
21-210EDK	6 IN (152 MM)	6 IN (152 MM)	6 IN (152 MM)	5.125 IN (130 MM)	1 IN (25 MM)
21-2100DK	6 IN (152 MM)	8.125 IN (206 MM)	7.5 IN (191 MM)	5.125 IN (130 MM)	1 IN (25 MM)

DRYFLOW® AIR FILTER MEDIA

FIND YOUR FILTER ON
PAGE 93

AEM® Dryflow® air filters are high-quality reusable performance air filters that do not require oil and are very easy to clean. The special AEM® three-dimensional filtering media allows us to achieve high airflow and low restriction without compromising high filtration levels or dirt capacity. This hybrid technology uses both depth loading and structural screen wire to enhance airflow capabilities and durability.



O.E. FILTER APPLICATION LISTING

- // DESIGNED TO INCREASE HORSEPOWER
- // EASY TO WASH AND REUSE
- // LIMITED WARRANTY

FIND YOUR FILTER ON
PAGE 97



ABOUT AIR FILTERS INTAKES | ACCESSORIES

DRYFLOW® BRUTE FORCE® FILTER MAINTENANCE

UNIVERSALFITMENT BRUTE FORCE® AIR FILTERS

BRUTE FORCE® AIR FILTERS

Our Brute Force® air filters are specially designed for tough off-road applications. They provide outstanding levels of filtration efficiency and capacity and are easy to clean. Even more impressive, they are so durable that they maintain their shape even under severe abuse. If you aren't in a position to clean your filter, just knock the dirt off of your filter and you are ready to get back into the dirt.

ROUND BASE FILTERS	PART#
2.25" FLANGE, 6" BASE, 5.125" TOP, 5.125" HEIGHT	21-200BF
2.5" FLANGE, 6" BASE, 5.125" TOP, 5.125" HEIGHT	21-201BF
2.5" FLANGE, 6" BASE, 5.125" TOP, 5.125" HEIGHT, 0.875" VENT	21-201BF-H
2.75" FLANGE, 6" BASE, 5.125" TOP, 5.25" HEIGHT	21-202BF
2.75" FLANGE, 6" BASE, 5.5" TOP, 7" HEIGHT	21-2027BF
2.75" FLANGE, 6" BASE, 5.125" TOP, 9.125" HEIGHT	21-2029BF
2.75" FLANGE, 6" BASE, 5.125" TOP, 5.125" HEIGHT, 0.875" VENT	21-202BF-H
2.75" FLANGE, 5.5" BASE, 4.75" TOP, 5" HEIGHT	21-2038BF
2.75" OFFSET FLANGE, 5.5" BASE, 4.75" TOP, 5" HEIGHT	21-202BF-OS
3" FLANGE, 6" BASE, 5.125" TOP, 5.125" HEIGHT	21-203BF
3" FLANGE, 6" BASE, 5.125" TOP, 5.125" HEIGHT, 0.875" VENT	21-203BF-H
3" OFFSET FLANGE, 5.5" BASE, 4.75" TOP, 5" HEIGHT	21-203BF-OS
3" FLANGE, 6" BASE, 5.125" TOP, 9.25" HEIGHT	21-2039BF
3.25" FLANGE, 6" BASE, 5.125" TOP, 5.25" HEIGHT	21-2110BF
3.25" FLANGE, 6" BASE, 5.125" TOP, 7" HEIGHT	21-2113BF
3.25" FLANGE, 6" BASE, 5.125" TOP, 8.875" HEIGHT	21-2109BF
3.5" FLANGE, 5.25" BASE, 4.75" TOP, 7" HEIGHT	21-2047BF
3.5" FLANGE, 6" BASE, 5.125" TOP, 8.938" HEIGHT	21-2049BF
3.5" FLANGE, 6" BASE, 5.125" TOP, 5.25" HEIGHT	21-204BF
4" FLANGE, 5.75" BASE, 4.75" TOP, 7" HEIGHT	21-2057BF
4" FLANGE, 6" BASE, 5.125" TOP, 9.188" HEIGHT	21-2059BF
4" FLANGE, 6" BASE, 5.125" TOP, 5.25" HEIGHT	21-205BF
4.5" FLANGE, 6" BASE, 5.125" TOP, 9.063" HEIGHT	21-2069BF
4.5" FLANGE, 6.5" BASE, 5.125" TOP, 5.125" HEIGHT	21-206BF
6" FLANGE, 7.5" BASE, 5.063" TOP, 9.125" HEIGHT	21-2099BF
6" FLANGE, 7.5" BASE, 5.125" TOP, 5" HEIGHT, 0.438" VENT	21-209BF-H
6" FLANGE, 7.5" BASE, 5.125" TOP, 6.125" HEIGHT	21-209DBF
6" FLANGE, 7.5" BASE, 5.125" TOP, 8.125" HEIGHT	21-2100BF
OVAL BASE FILTERS	
4" FLANGE, 10.5"X7.75" OVAL BASE, 9.5"X6.75" OVAL TOP, 7" HEIGHT	21-2257BF
4" FLANGE, 10.5"X8" OVAL BASE, 9.5"X6.75" OVAL TOP, 9" HEIGHT	21-2259BF
5" FLANGE, 10.5"X8" OVAL BASE, 9.5"X6.75" OVAL TOP, 7" HEIGHT	21-2277BF

BRUTE FORCE® AIR FILTERS

FIND YOUR FILTER ON
PAGE 93

- // INTERNAL CAGE HELPS PREVENT FILTER COLLAPSE WHEN FULLY LOADED
- // DESIGNED TO IMPROVE HORSEPOWER
- // OUTSTANDING FILTRATION EFFICIENCY
- // INCREDIBLY EASY TO CLEAN
- // AMAZINGLY DURABLE





ABOUT **AIR FILTERS** INTAKES | ACCESSORIES

DRYFLOW® BRUTE FORCE® FILTER MAINTENANCE

AIR FILTER CLEANING INSTRUCTIONS

STEP 1: REMOVE FILTER

Remove the air filter from the intake pipe, the OE air box, or the custom assembly. Handling carefully, lightly tap off all loose dirt and debris.




STEP 2: APPLY CLEANER

Liberal spray AEM® Dryflow® cleaner onto both sides of the filter, with the majority of it applied to the dirty side. Allow to soak in for 10 minutes. Do not allow it to dry on the air filter.



STEP 3: RINSE FILTER

Rinse off the filter element with cool or warm (not hot) water from the clean side out in order to flush the dirt out of the filter. It may be necessary to use your fingers on the hose, to apply light water pressure. Repeat steps 2 and 3, until the water flowing through the media is completely clear of any dirt and debris.



STEP 4: DRY AND RE-INSTALL FILTER

After rinsing, gently shake off excessive water and allow to dry naturally or use compressed air from 12" away to speed the drying cycle. The filter should be dry, or just slightly damp before re-installing. Re-install the filter onto the intake system or into the air box. Follow all original installation instructions.

*The above process is the only approved procedure for maintaining your AEM® Dryflow® air filter.

DRYFLOW® AIR FILTER CLEANER

Specially formulated to remove dirt and debris from Dryflow® air filters. Restore the filtration efficiency and airflow of your AEM® Dryflow® air filter quickly and easily.

32 OZ. BOTTLE WITH TRIGGER SPRAYER

1-1000



AEM
ENGINEERED TO OUTPERFORM®

DRYFLOW®
AIR FILTER CLEANER

Specially formulated for Dryflow® Synthetic Air Filters



CAUTION:
SKIN AND EYE IRRITANT
carefully read other cautions on back.

MAY BE HARMFUL OR FATAL IF SWALLOWED.
KEEP OUT OF REACH OF CHILDREN.

NET WT. 32 FL. OZ. (946 ml)

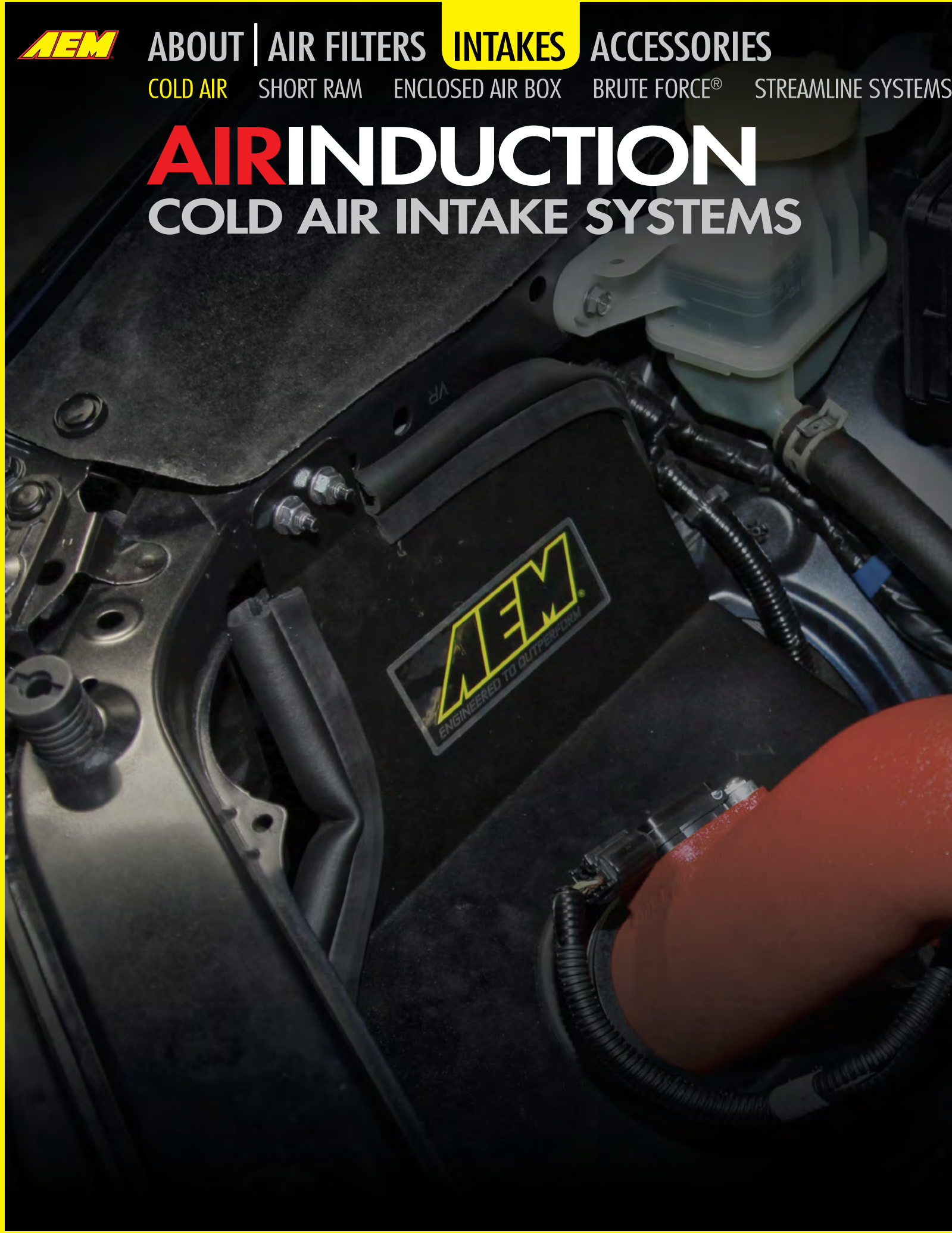


ABOUT | AIR FILTERS | **INTAKES** | ACCESSORIES

COLD AIR | SHORT RAM | ENCLOSED AIR BOX | BRUTE FORCE® | STREAMLINE SYSTEMS

AIR INDUCTION

COLD AIR INTAKE SYSTEMS





COLD AIR PERFORMANCE

A cold air intake system relocates the filter outside of the engine compartment to deliver cool air inlet temperatures. Cooler air carries more oxygen, which translates into a more intense explosion in the combustion chamber to create more horsepower and torque.

2015-17 SUBARU WRX STI

- // +32 EST. HP†
- // +31 EST. TQ†
- // 2.5L H4
- // #21-735WR*

* Some intake systems are not legal for sale or use on any pollution controlled motor vehicle in California or states adopting CA emission procedures.

† Estimated horsepower and torque gains based on specific or similar vehicle dynamometer tests. Results will vary.

FIND YOUR INTAKE ON
PAGE 26

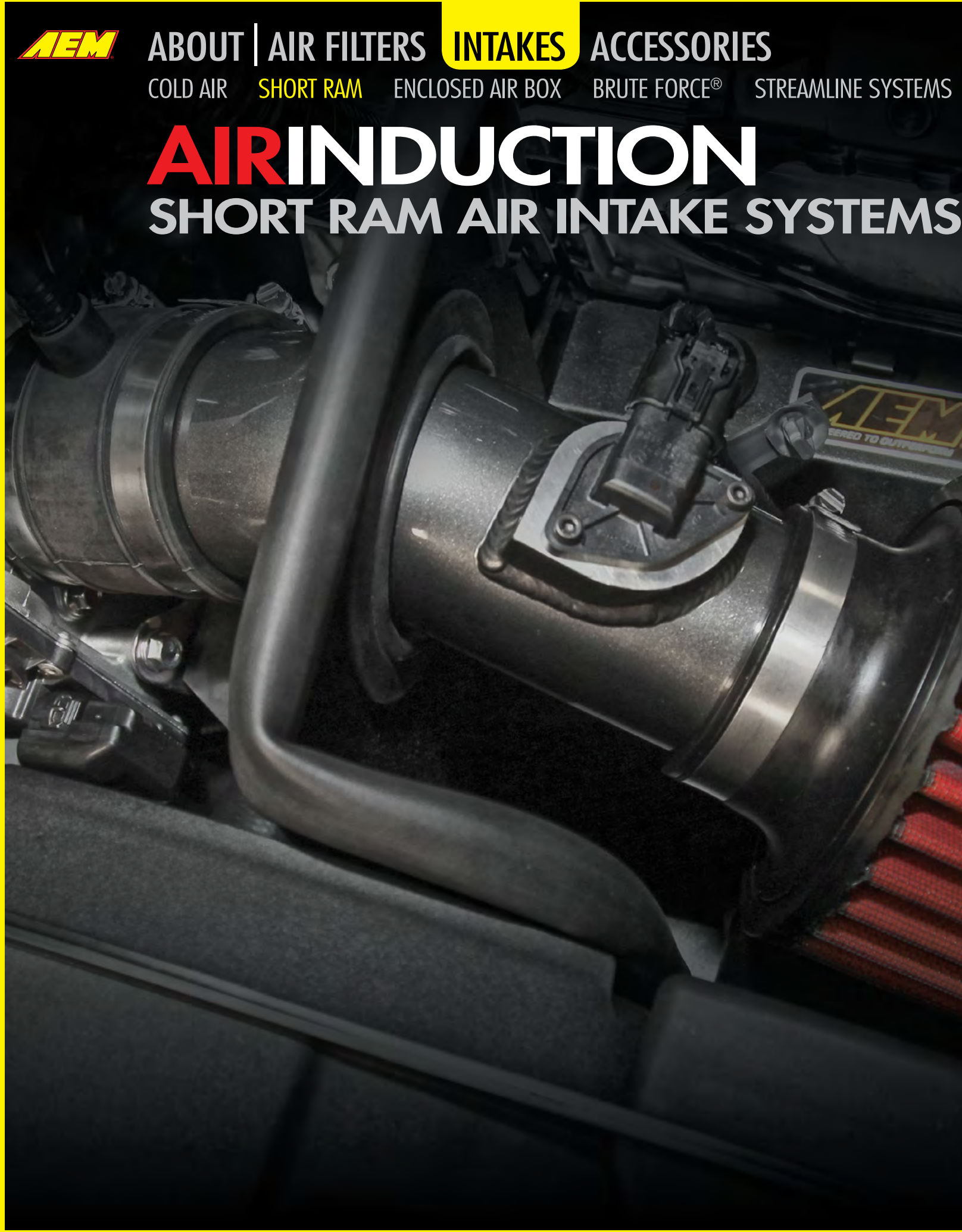


ABOUT | AIR FILTERS **INTAKES** ACCESSORIES

COLD AIR **SHORT RAM** ENCLOSED AIR BOX BRUTE FORCE® STREAMLINE SYSTEMS

AIR INDUCTION

SHORT RAM AIR INTAKE SYSTEMS





SHORT RAM PERFORMANCE

AEM® short ram intake systems are an economical alternative to our cold air systems and deliver performance, value and ease of installation. During the development process, we found that certain applications respond favorably to shorter inlet lengths over our longer cold air designs. For these applications, we offer a short ram system only.

2015-16 MAZDA 3

- // +7 EST. HP†
- // +11 EST. TQ†
- // 2.0L I4
- // #21-773C*

* Not legal for sale or use on any pollution controlled motor vehicle in California or states adopting California emission procedures.

† Estimated horsepower and torque gains based on specific or similar vehicle dynamometer tests. Results will vary.

FIND YOUR INTAKE ON
PAGE 26

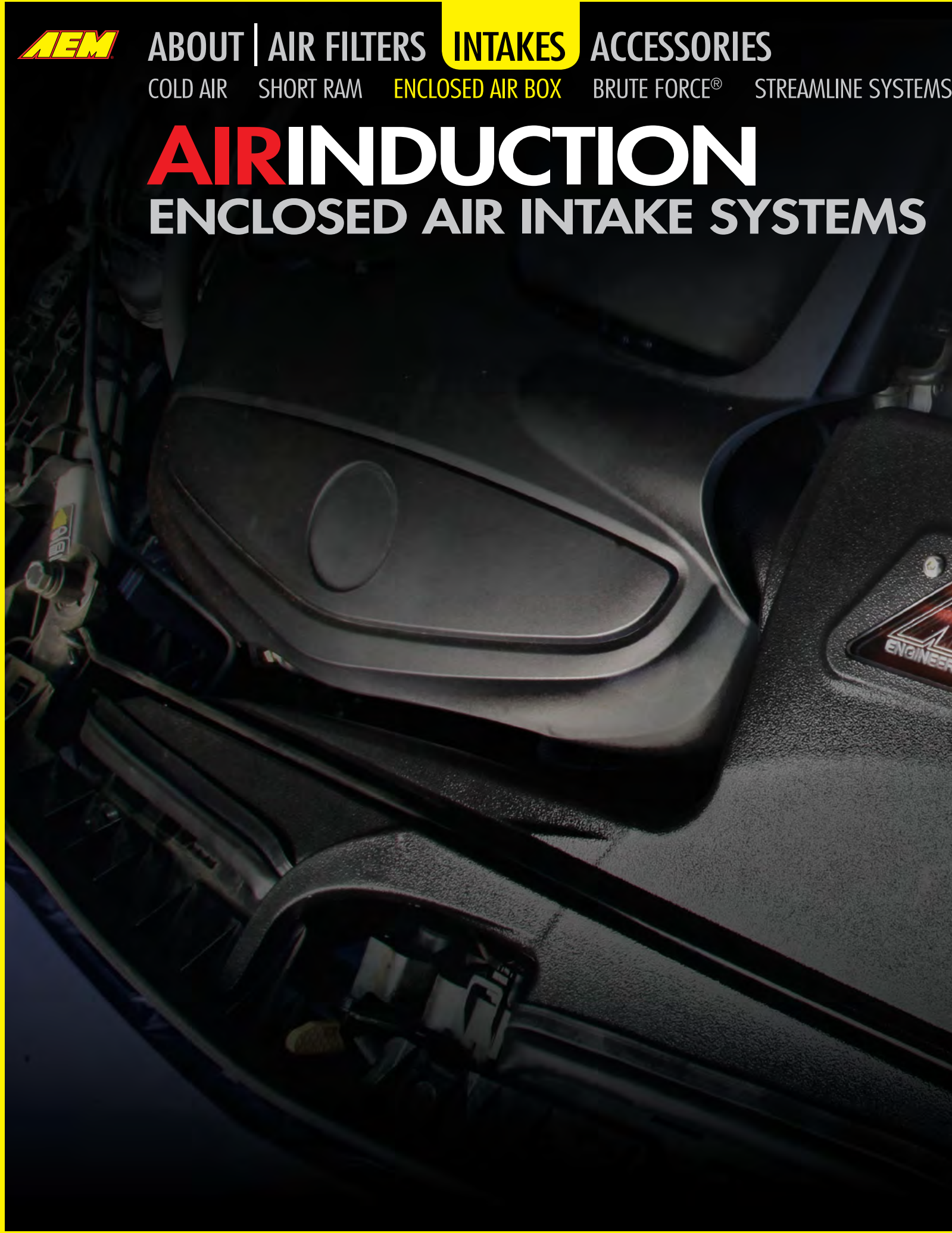


ABOUT | AIR FILTERS | **INTAKES** | ACCESSORIES

COLD AIR | SHORT RAM | **ENCLOSED AIR BOX** | BRUTE FORCE® | STREAMLINE SYSTEMS

AIRINDUCTION

ENCLOSED AIR INTAKE SYSTEMS





ENCLOSED PERFORMANCE

The enclosed air box systems are constructed so that the box is sealed from under hood heat and receives its air supply from an air source(s) that is at ambient temperature. In many cases, the tube is constructed of rotomolded plastic which allows us to make shapes that are conformal to the openings to a fresh air source.

FIND YOUR INTAKE ON
PAGE 26

2013-16 MERCEDES BENZ CLA250

- // +10 EST. HP[†]
- // +8 EST. TQ[†]
- // 2.0L L4
- // #21-781DS*

* Not legal for sale or use on any pollution controlled motor vehicle in California or states adopting California emission procedures.

[†] Estimated horsepower and torque gains based on specific or similar vehicle dynamometer tests. Results will vary.



ABOUT | AIR FILTERS **INTAKES** ACCESSORIES

COLD AIR SHORT RAM ENCLOSED AIR BOX **BRUTE FORCE®** STREAMLINE SYSTEMS

AIRINDUCTION

BRUTE FORCE®

AIR INTAKE SYSTEMS





BRUTE FORCE® PERFORMANCE

AEM® Brute Force® intake systems are made for popular gas and diesel trucks, SUVs and late-model, fuel injected muscle cars. The Brute Force® features a large Dryflow® air filter, which offers more surface area and utilizes deep, bull-nosed pleats to improve dust holding capacity and increase intervals between cleanings.

2015-16 FORD F150 2.7L/3.5L

- // +17 EST. HP†
- // +18 EST. TQ†
- // 3.5L V6 ECOBOOST
- // #21-8128DC*

* Not legal for sale or use on any pollution controlled motor vehicle in California or states adopting California emission procedures.

† Estimated horsepower and torque gains based on specific or similar vehicle dynamometer tests. Results will vary.

FIND YOUR INTAKE ON
PAGE 26

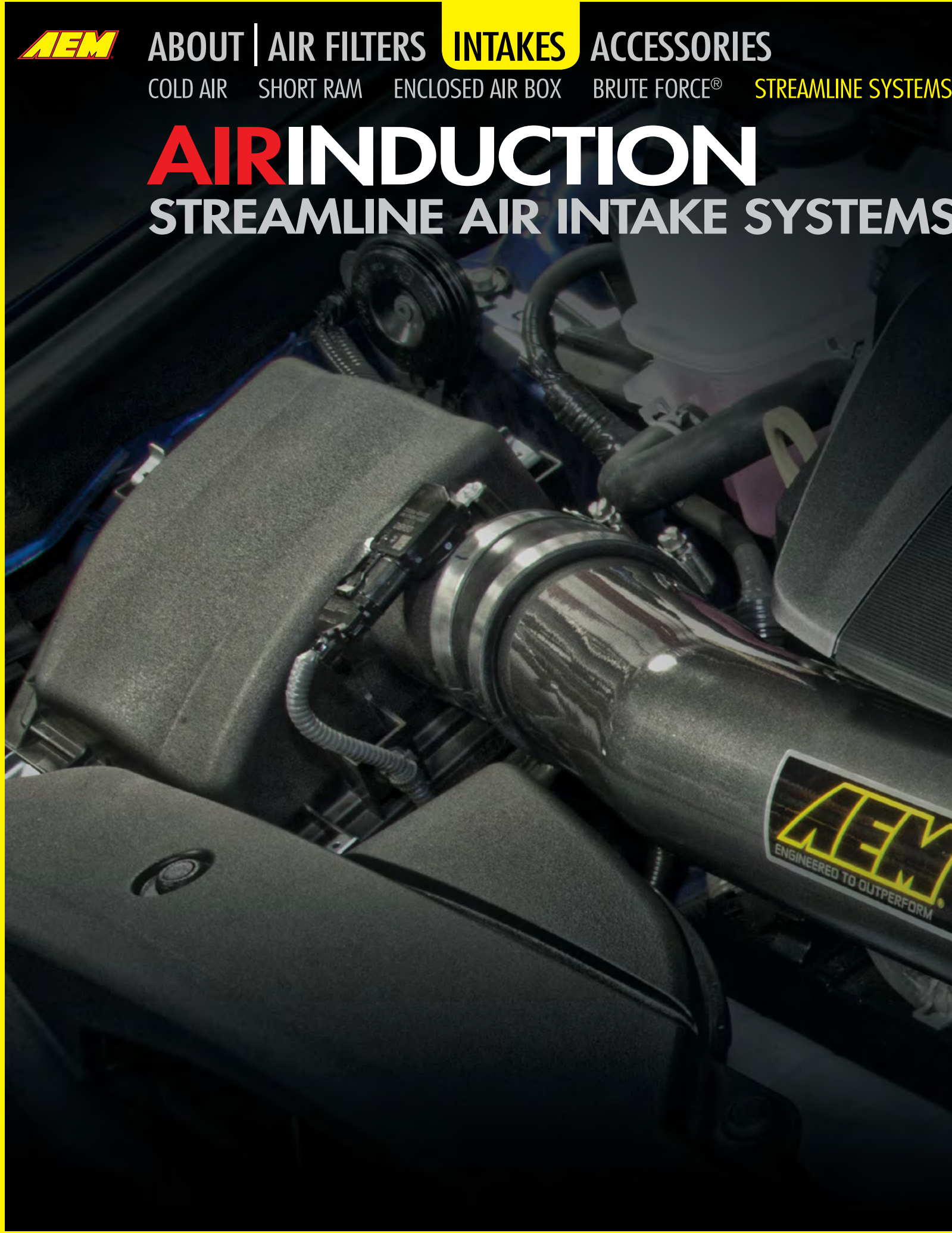



ABOUT | AIR FILTERS | **INTAKES** | ACCESSORIES

COLD AIR SHORT RAM ENCLOSED AIR BOX BRUTE FORCE® **STREAMLINE SYSTEMS**

AIRINDUCTION

STREAMLINE AIR INTAKE SYSTEMS





STREAMLINE PERFORMANCE

AEM® Streamline Performance Intakes were design as an easy bolt-on and a direct fit to OE intake components. Simply replace the factory intake tube with an AEM® aluminum mandrel bent tube and the factory air filter with an AEM® OE replacement Dryflow®.

2016 LEXUS IS200†

- // +10 EST. HP†
- // +9 EST. TQ†
- // 2.0L I4 TURBO
- // #22-692C*

* Not legal for sale or use on any pollution controlled motor vehicle in California or states adopting California emission procedures.

† Estimated horsepower and torque gains based on specific or similar vehicle dynamometer tests. Results will vary.

FIND YOUR PARTS AT
PAGE 26



ABOUT | AIR FILTERS | INTAKES **ACCESSORIES**

CHARGE PIPE STRUT BARS INTAKE COMPONENTS

BOOST

AFTERMARKET CHARGE PIPE

INTERCOOLERS

AEM® intercoolers are designed to significantly reduce inlet air temperature and provide more volume than the stock intercooler. Our Intercoolers also have an extra port in the intercooler discharging tube for auxiliary devices like boost pressure sensor, temp probe or water injection nozzles. Check your state laws for legality of water injection on your car.

CAT-BACK EXHAUST

AEM® Exhaust Systems are designed to meet strict OEM standards and provide a sporty sound without the annoying drone prevalent in many aftermarket exhaust systems. They are made of durable steel with clean and understated tips. Includes a sound test report to be used to verify compliance with sound regulations.



CHARGE PIPE

AEM® charge pipes have been engineered to reduce turbo charged air pressure loss as well as dramatically increase air flow from the turbo to the intercooler. The specialized aerodynamic tubes are designed with extra appendages to accept aftermarket modifications such as a blow-off valve, water-methanol injection or a nitrous oxide injection.

2015 FORD MUSTANG 2.3L ECOBOOST

- // +19 EST. HP†
- // +18 EST. TQ†
- // 2.3L I4 ECOBOOST
- // #26-3001C* & 21-740C*

* Not legal for sale or use on any pollution controlled motor vehicle in California or states adopting California emission procedures.

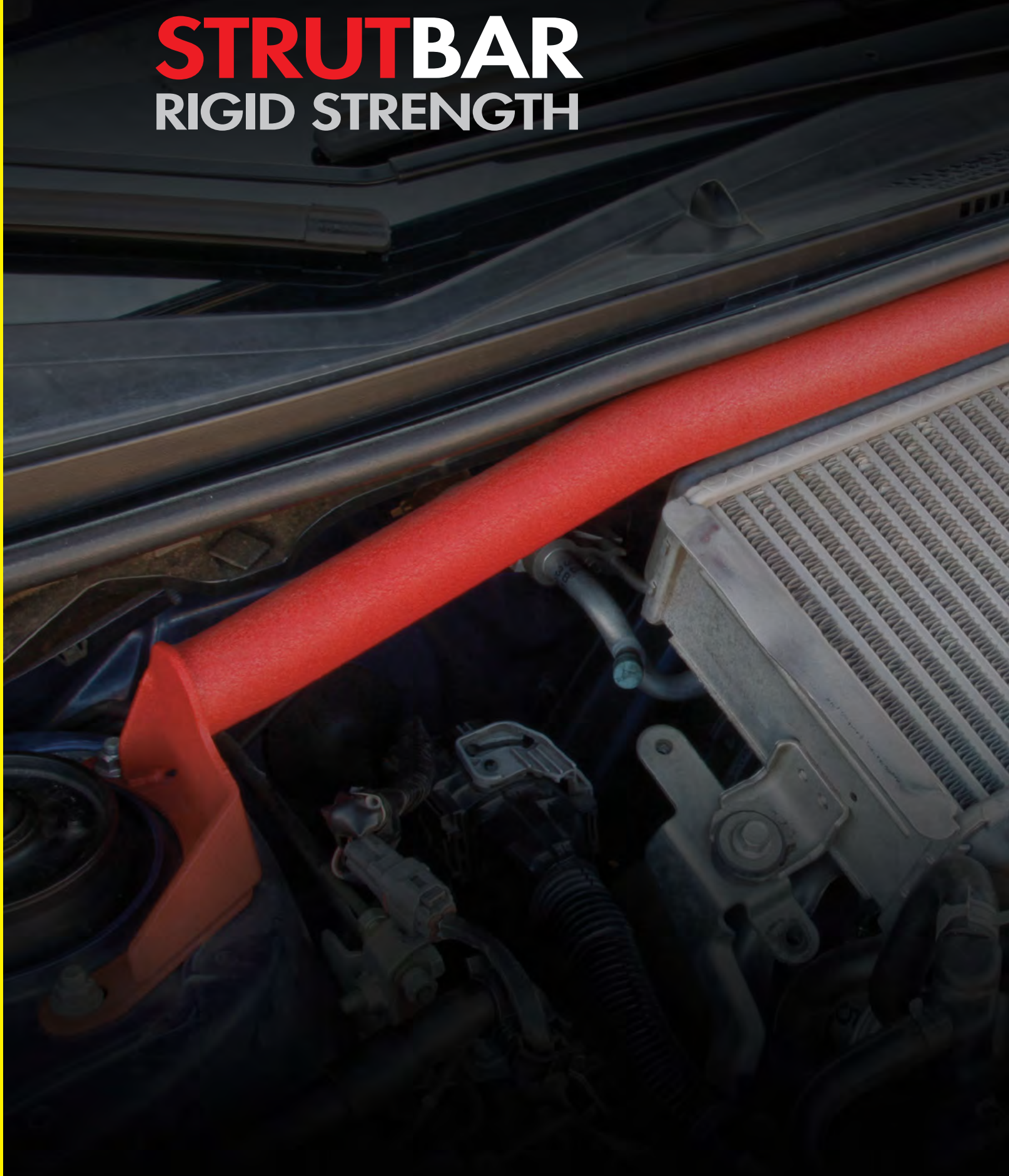
† Estimated horsepower and torque gains based on specific or similar vehicle dynamometer tests. Results will vary.



ABOUT | AIR FILTERS | INTAKES **ACCESSORIES**

CHARGE PIPE **STRUT BARS** INTAKE COMPONENTS

STRUTBAR RIGID STRENGTH



STRUT BARS

AEM® performance strut bars lock the top of the struts together, reducing strut movement in extreme situations. They are constructed of 1-1/2" milled steel tubing, providing great strength and low weight. One benefit with the addition of a correctly made strut bar is that noise vibration and harshness (NVH) can be reduced as well.

DESCRIPTION	MAKE	YEAR	ENGINE	PART#
HONDA	S2000	2006-09	2.0L, 2.2L	29-0001
HONDA	CIVIC	2006-11	1.3L, 1.8L, 2.0L	29-0002
HYUNDAI	GENESIS COUPE	2010-14	2.0L	29-0006
HYUNDAI	SONATA	2015	2.0L, 2.4L	29-0012C
KIA	FORTE	2010-13	2.4L	29-0008
KIA	OPTIMA	2015	2.0L, 2.4L	29-0012C
MAZDA	MAZDASPEED 3	2010-13	2.3L	29-0003
MINI	COOPER S	2007-13	1.6L	29-0005
MINI	COOPER S	2007-13	1.6L	29-0005R
MITSUBISHI	EVO	2008-14	2.0L	29-0000
MITSUBISHI	LANCER	2008-15	2.0L	29-0010
SCION	FR-S	2013-15	2.0L	29-0009
SCION	TC	2011-15	2.5L	29-0007
SUBARU	BRZ	2013-15	2.0L	29-0009
SUBARU	WRX/STI	2009-14	2.5L	29-0004
SUBARU	WRX/STI	2009-14	2.5L	29-0004WR
SUBARU	WRX/STI	2015-16	2.0L, 2.5L	29-0011WR

Gun metal gray finish unless otherwise noted in part number.

R = Red

WR = Wrinkle Red



ABOUT | AIR FILTERS | INTAKES ACCESSORIES

CHARGE PIPE STRUT BARS INTAKE COMPONENTS

FABRICATION CUSTOM DUCTING

ALUMINUM TUBES

Available in a variety of diameters and bend angles. 6063 aluminum alloy tubes come raw and unfinished with the ends cut and de-burred.

DESCRIPTION	PART#
2.25 DIAMETER, STRAIGHT PIPE 36"	2-000-00
2.50 DIAMETER, STRAIGHT PIPE 36"	2-001-00
2.75 DIAMETER, STRAIGHT PIPE 36"	2-002-00
3.00 DIAMETER, STRAIGHT PIPE 36"	2-003-00
3.25 DIAMETER, STRAIGHT PIPE 36"	2-004-00
3.50 DIAMETER, STRAIGHT PIPE 36"	2-005-00
4.00 DIAMETER, STRAIGHT PIPE 36"	2-007-00
2.25 DIAMETER, 120° DEGREE BEND	2-000-120
2.50 DIAMETER, 120° DEGREE BEND	2-001-120
2.75 DIAMETER, 120° DEGREE BEND	2-002-120
3.00 DIAMETER, 120° DEGREE BEND	2-003-120
3.25 DIAMETER, 120° DEGREE BEND	2-004-120
3.50 DIAMETER, 120° DEGREE BEND	2-005-120
4.00 DIAMETER, 120° DEGREE BEND	2-007-120
2.25 DIAMETER, 90° DEGREE BEND	2-000-90
2.50 DIAMETER, 90° DEGREE BEND	2-001-90
2.75 DIAMETER, 90° DEGREE BEND	2-002-90
3.00 DIAMETER, 90° DEGREE BEND	2-003-90
3.25 DIAMETER, 90° DEGREE BEND	2-004-90
3.50 DIAMETER, 90° DEGREE BEND	2-005-90
4.00 DIAMETER, 90° DEGREE BEND	2-007-90
2.25 DIAMETER, 60° DEGREE BEND	2-000-60
2.50 DIAMETER, 60° DEGREE BEND	2-001-60
2.75 DIAMETER, 60° DEGREE BEND	2-002-60
3.00 DIAMETER, 60° DEGREE BEND	2-003-60
3.25 DIAMETER, 60° DEGREE BEND	2-004-60
3.50 DIAMETER, 60° DEGREE BEND	2-005-60
4.00 DIAMETER, 60° DEGREE BEND	2-007-60
2.25 DIAMETER, 45° DEGREE BEND	2-000-45
2.50 DIAMETER, 45° DEGREE BEND	2-001-45
2.75 DIAMETER, 45° DEGREE BEND	2-002-45
3.00 DIAMETER, 45° DEGREE BEND	2-003-45
3.25 DIAMETER, 45° DEGREE BEND	2-004-45
3.50 DIAMETER, 45° DEGREE BEND	2-005-45
4.00 DIAMETER, 45° DEGREE BEND	2-007-45
2.25 DIAMETER, 30° DEGREE BEND	2-000-30
2.50 DIAMETER, 30° DEGREE BEND	2-001-30
2.75 DIAMETER, 30° DEGREE BEND	2-002-30
3.00 DIAMETER, 30° DEGREE BEND	2-003-30
3.25 DIAMETER, 30° DEGREE BEND	2-004-30
3.50 DIAMETER, 30° DEGREE BEND	2-005-30
4.00 DIAMETER, 30° DEGREE BEND	2-007-30

HOSE CLAMPS

Made of high quality stainless steel and double-wound so the hose under the clamp is protected from the clamp slots.

DESCRIPTION	PIECES	PART#
2" DIAMETER WORM GEAR	6	23-204
2" DIAMETER WORM GEAR	6	23-205
3" DIAMETER WORM GEAR	6	23-206
3.25" DIAMETER WORM GEAR	6	23-207
3.5" DIAMETER WORM GEAR	6	23-208
3.75" DIAMETER WORM GEAR	6	23-209
4" DIAMETER WORM GEAR	6	23-210
4.25" DIAMETER WORM GEAR	6	23-211
4.5" DIAMETER WORM GEAR	6	23-212
5" DIAMETER WORM GEAR	6	23-213
7" DIAMETER WORM GEAR	6	23-214

AIR BYPASS VALVE

The air bypass valve installs along the intake pipe and significantly reduces the chance of water entering the engine should the air filter become submerged during operation.

DESCRIPTION	PART#
2.25" BYPASS VALVE KIT	20-400S
2.5" BYPASS VALVE KIT	20-401S
2.75" BYPASS VALVE KIT	20-402S
3.0" BYPASS VALVE KIT	20-403S

COUPLERS

The same high-quality couplers used in AEM® intake system's silicone couplers available for boost pipes and high heat applications.

DESCRIPTION	PART#
BLACK SILICONE HOSE, 2.5" X 3"	5-250
BLACK SILICONE HOSE, 2.75" X 3"	5-275
BLACK SILICONE HOSE, 3" X 3"	5-300
BLACK SILICONE HOSE, 3.25" X 3"	5-325
BLACK SILICONE HOSE, 3.5" X 3"	5-350
BLACK SILICONE HOSE, 4" X 3"	5-400
BLACK ADAPTER HOSE, 2.5" / 2.75" X 3"	5-254
BLACK ADAPTER HOSE, 2.75" / 3" X 3"	5-273
BLACK ADAPTER HOSE, 3" / 3.25" X 3"	5-320
BLACK ADAPTER HOSE, 4" / 3.5" X 3"	5-435
BLACK ADAPTER HOSE, 3.5" / 3.25" X 2.5"	5-352
BLACK HUMP HOSE, 2.5" / 2.5" X 3"	5-525
BLACK HUMP HOSE, 2.75" / 2.75" X 3"	5-575
BLACK HUMP HOSE, 2.5" / 3" X 3"	5-574
BLACK HUMP HOSE, 2.75" / 3" X 3"	5-573
BLACK HUMP HOSE, 3" / 3" X 3"	5-530
BRACKETS12" BLANK, STYLE A	7-80012

FILTER MINDER® GAUGE

The AEM® Filter Minder® gauge allows users to easily monitor the performance level of their AEM® air filter. A vacuum line connects the air filter to the Filter Minder®, which can be mounted under the hood or inside the cabin. Filter Minder® is a registered trademark of Engineered Products Company.

DESCRIPTION	PART#
10" H ₂ O GAUGE KIT	30-5110
10" H ₂ O REMOTE MOUNT GAUGE KIT	30-5111
20" H ₂ O GAUGE KIT	30-5120
20" H ₂ O REMOTE MOUNT GAUGE KIT	30-5121

WELD-ON MAF SENSOR MOUNTS

Made of weldable aluminum for various tube diameters. Available for Hitachi and Denso MAF sensors.

DESCRIPTION	PART#
FORD 4.00X.280 STY	2-688
FORD 2.50X.315 STY	2-653
HITACHI A 3.00" OD	2-685
HITACHI A 3.25" OD	2-699
mitsubishi 2.50X.300 ST	2-775
HITACHI A 2.75" OD	2-782
DENSO B 3.00" OD	2-787
CHEVROLET 4.0 X .375 ST	2-679
DENSO B 2.75" OD	2-781
HITACHI A 2.50" OD	2-785
MITSUBISHI 3.0 OD	2-925

PRE-FILTER

AEM® Dryflow® pre-filters are manufactured from a durable micro-screen material and pretreated with a proprietary hydrophobic process designed to prevent splashes of water, mud or dirt particles from saturating your Dryflow® air filter.

DESCRIPTION	PART#
6" BASE, 5.25" TOP, 5" TALL	1-4000
6" BASE, 5.25" TOP, 9" TALL	1-4001
6" BASE, 5.125" TOP, 7.125" TALL	1-4007
7.5" BASE, 5" TOP, 5" TALL	1-4002
7.5" BASE, 5" TOP, 9" TALL	1-4003
OVAL TAPERED 10.5" X 7.5" BASE, 9.5" X 7" TOP, 9" TALL	1-4004



Vehicle	Engine Type	Style	Part Number	Vehicle	Engine Type	Style	Part Number
2017 ACURA				2005 ACURA			
ILX	2.4L L4 F/I	Cold Air	21-784C ²	RSX	2.0L L4 F/I	Dual Chamber	24-6105C ¹
2016 ACURA						Short Ram	22-505P ¹
ILX	2.4L L4 F/I	Cold Air	21-784C ²			Short Ram	22-505R ¹
TLX	3.5L V6 F/I	Cold Air	21-801C ²			Short Ram	22-505B ¹
2015 ACURA				RSX	2.0L L4 F/I - w/Auto	Cold Air	21-507C ¹
TLX	3.5L V6 F/I	Cold Air	21-801C ²		Trans.		
2014 ACURA				RSX	2.0L L4 F/I -	Cold Air	21-505C ¹
ILX	2.4L L4 F/I	Cold Air	21-716P ¹		w/Manual Trans.		
		Cold Air	21-716C ¹	RSX Type-S	2.0L L4 F/I	Cold Air	21-506B ¹
TSX	2.4L L4 F/I	Cold Air	21-697C ¹			Short Ram	22-506B ¹
		Cold Air	21-697P ¹			Short Ram	22-506R ¹
2013 ACURA						Cold Air	21-506C ¹
ILX	2.4L L4 F/I	Cold Air	21-716P ¹			Short Ram	22-506P ¹
		Cold Air	21-716C ¹	TL	3.2L V6 F/I	Cold Air	21-506R ¹
TSX	2.4L L4 F/I	Cold Air	21-697C ¹			Cold Air	21-513P ¹
		Cold Air	21-697P ¹			Cold Air	21-513B ¹
2012 ACURA				TSX	2.4L L4 F/I	Short Ram	22-512B ¹
TSX	2.4L L4 F/I	Cold Air	21-697P ¹			Short Ram	22-512P ¹
		Cold Air	21-697C ¹			Short Ram	22-512R ¹
2011 ACURA				2004 ACURA			
TSX	2.4L L4 F/I	Cold Air	21-697C ¹	RSX	2.0L L4 F/I	Dual Chamber	24-6105C ¹
		Cold Air	21-697P ¹			Short Ram	22-505P ¹
2010 ACURA						Short Ram	22-505R ¹
TSX	2.4L L4 F/I	Cold Air	21-697C ¹			Short Ram	22-505B ¹
		Cold Air	21-697P ¹	RSX	2.0L L4 F/I - w/Auto	Cold Air	21-507C ¹
2009 ACURA					Trans.		
TSX	2.4L L4 F/I	Cold Air	21-697P ¹	RSX	2.0L L4 F/I -	Cold Air	21-505C ¹
		Cold Air	21-697C ¹		w/Manual Trans.		
2008 ACURA				RSX Type-S	2.0L L4 F/I	Short Ram	22-506R ¹
TL	3.2L V6 F/I	Cold Air	21-513P ¹			Short Ram	22-506P ¹
		Cold Air	21-513C ¹			Cold Air	21-506B ¹
		Cold Air	21-513B ¹			Cold Air	21-506C ¹
TL	3.5L V6 F/I	Cold Air	21-513C ¹			Short Ram	22-506B ¹
		Cold Air	21-513P ¹			Cold Air	21-506R ¹
		Cold Air	21-513B ¹	TL	3.2L V6 F/I	Dual Chamber	24-6106C ¹
2007 ACURA						Cold Air	21-513P ¹
TL	3.2L V6 F/I	Cold Air	21-513P ¹			Cold Air	21-513B ¹
		Cold Air	21-513B ¹			Cold Air	21-513C ¹
		Cold Air	21-513C ¹	TSX	2.4L L4 F/I	Short Ram	22-512B ¹
TL	3.5L V6 F/I	Cold Air	21-513P ¹			Short Ram	22-512R ¹
		Cold Air	21-513B ¹			Short Ram	22-512P ¹
		Cold Air	21-513C ¹	2003 ACURA			
2006 ACURA				CL	3.2L V6 F/I	Dual Chamber	24-6016C ¹
RSX	2.0L L4 F/I	Dual Chamber	24-6105C ¹			Cold Air	21-416B ¹
		Short Ram	22-505B ¹			Short Ram	22-416R ¹
		Short Ram	22-505R ¹			Cold Air	21-416P ¹
		Short Ram	22-505P ¹			Cold Air	21-416C ¹
RSX	2.0L L4 F/I - w/Auto	Cold Air	21-507C ¹	CL Type-S	3.2L V6 F/I - w/Auto	Cold Air	21-419C ¹
	Trans.				Trans.		
RSX Type-S	2.0L L4 F/I	Short Ram	22-506P ¹			Cold Air	21-419P ¹
		Cold Air	21-506C ¹			Cold Air	21-419R ¹
		Short Ram	22-506R ¹	CL Type-S	3.2L V6 F/I -	Cold Air	21-509C ¹
		Cold Air	21-506R ¹		w/Manual Trans.		
		Cold Air	21-506B ¹			Cold Air	21-509P ¹
		Short Ram	22-506B ¹	RSX	2.0L L4 F/I	Dual Chamber	24-6105C ¹
TL	3.2L V6 F/I	Cold Air	21-513C ¹			Short Ram	22-505B ¹
		Cold Air	21-513B ¹			Short Ram	22-505P ¹
		Cold Air	21-513P ¹			Short Ram	22-505R ¹

1) Street legal in all US states. 2) Not legal for sale or use on any pollution controlled motor vehicle in California or states adopting California emission procedures. Part numbers ending in DP or P=Polished Aluminum tube, DC or C=Gunmetal Grey, R=Red, B=Blue, WR=Wrinkle Red, DS=Rotomolded tube.



AIR INTAKE SYSTEMS

ACURA

Vehicle	Engine Type	Style	Part Number	Vehicle	Engine Type	Style	Part Number
2003 ACURA				2001 ACURA			
RSX	2.0L L4 F/I - w/Auto Trans.	Cold Air	21-507C ¹	CL	3.2L V6 F/I	Short Ram	22-416R ¹
RSX	2.0L L4 F/I - w/Manual Trans.	Cold Air	21-505C ¹	CL Type-S	3.2L V6 F/I	Cold Air	21-419P ¹
RSX Type-S	2.0L L4 F/I	Cold Air	21-506R ¹			Cold Air	21-419R ¹
		Short Ram	22-506P ¹			Cold Air	21-419C ¹
		Dual Chamber	24-6106C ¹	Integra	1.8L L4 F/I	Cold Air	21-403P ¹
		Cold Air	21-506B ¹			Short Ram	22-403P ¹
		Cold Air	21-506C ¹			Cold Air	21-403C ¹
		Short Ram	22-506R ¹			Short Ram	22-403R ¹
		Short Ram	22-506B ¹			Cold Air	21-403B ¹
						Short Ram	22-403B ¹
TL	3.2L V6 F/I	Dual Chamber	24-6016C ¹			Cold Air	21-403R ¹
		Cold Air	21-416C ¹	Integra	1.8L L4 F/I - w/Manual Trans.	Dual Chamber	24-6003C ¹
		Cold Air	21-416B ¹			Cold Air	21-404R ¹
		Cold Air	21-416P ¹	Integra GS-R	1.8L L4 F/I	Cold Air	21-404R ¹
TL Type-S	3.2L V6 F/I - w/o Fog Lights	Cold Air	21-419C ¹			Short Ram	22-404B ¹
						Cold Air	21-404P ¹
		Cold Air	21-419P ¹			Cold Air	21-404B ¹
						Short Ram	22-404P ¹
		Cold Air	21-419R ¹			Short Ram	22-404R ¹
						Dual Chamber	24-6004C ¹
2002 ACURA						Cold Air	21-404C ¹
CL	3.2L V6 F/I	Cold Air	21-416B ¹	Integra Type R	1.8L L4 F/I	Cold Air	21-412P ¹
		Cold Air	21-416C ¹			Cold Air	21-412R ¹
		Short Ram	22-416B ¹			Cold Air	21-412C ¹
		Short Ram	22-416R ¹	TL	3.2L V6 F/I	Cold Air	21-416C ¹
		Cold Air	21-416P ¹			Cold Air	21-416P ¹
		Dual Chamber	24-6016C ¹			Dual Chamber	24-6016C ¹
		Short Ram	22-416P ¹			Cold Air	21-416B ¹
CL Type-S	3.2L V6 F/I	Cold Air	21-419P ¹	2000 ACURA			
		Cold Air	21-419C ¹	Integra	1.8L L4 F/I	Cold Air	21-403P ¹
		Cold Air	21-419R ¹			Short Ram	22-403R ¹
RSX	2.0L L4 F/I	Short Ram	22-505B ¹			Cold Air	21-403B ¹
		Dual Chamber	24-6105C ¹			Short Ram	22-403B ¹
		Short Ram	22-505P ¹			Cold Air	21-403C ¹
		Short Ram	22-505R ¹			Short Ram	22-403P ¹
RSX	2.0L L4 F/I - w/Auto Trans.	Cold Air	21-507C ¹			Cold Air	21-403R ¹
RSX	2.0L L4 F/I - w/Manual Trans.	Cold Air	21-505C ¹	Integra	1.8L L4 F/I - w/Manual Trans.	Dual Chamber	24-6003C ¹
RSX Type-S	2.0L L4 F/I	Short Ram	22-506B ¹	Integra GS-R	1.8L L4 F/I	Short Ram	22-404R ¹
		Short Ram	22-506R ¹			Dual Chamber	24-6004C ¹
		Cold Air	21-506C ¹			Short Ram	22-404B ¹
		Cold Air	21-506R ¹			Cold Air	21-404P ¹
		Short Ram	22-506P ¹			Cold Air	21-404C ¹
		Cold Air	21-506B ¹			Cold Air	21-404R ¹
		Dual Chamber	24-6106C ¹			Short Ram	22-404P ¹
TL	3.2L V6 F/I	Cold Air	21-416P ¹			Cold Air	21-404B ¹
		Cold Air	21-416C ¹	Integra Type R	1.8L L4 F/I	Cold Air	21-412P ¹
		Cold Air	21-416B ¹			Cold Air	21-412C ¹
		Dual Chamber	24-6016C ¹			Cold Air	21-412R ¹
TL Type-S	3.2L V6 F/I - w/o Fog Lights	Cold Air	21-419R ¹	TL	3.2L V6 F/I	Cold Air	21-416P ¹
						Dual Chamber	24-6016C ¹
		Cold Air	21-419C ¹			Cold Air	21-416C ¹
						Cold Air	21-416B ¹
		Cold Air	21-419P ¹	1999 ACURA			
2001 ACURA				Integra	1.8L L4 F/I	Cold Air	21-403R ¹
CL	3.2L V6 F/I	Cold Air	21-416B ¹			Cold Air	21-403P ¹
		Dual Chamber	24-6016C ¹			Short Ram	22-403B ¹
		Cold Air	21-416C ¹			Short Ram	22-403R ¹
		Cold Air	21-416P ¹			Cold Air	21-403C ¹
		Short Ram	22-416P ¹			Cold Air	21-403B ¹
		Short Ram	22-416B ¹			Short Ram	22-403P ¹

1) Street legal in all US states. 2) Not legal for sale or use on any pollution controlled motor vehicle in California or states adopting California emission procedures. Part numbers ending in DP or P=Polished Aluminum tube, DC or C=Gunmetal Grey, R=Red, B=Blue, WR=Wrinkle Red, DS=Rotomolded tube.



Vehicle	Engine Type	Style	Part Number	Vehicle	Engine Type	Style	Part Number
1999 ACURA				1996 ACURA			
Integra	1.8L L4 F/I - w/Manual Trans.	Dual Chamber	24-6003C ¹	Integra	1.8L L4 F/I	Cold Air	21-403B ¹
Integra GS-R	1.8L L4 F/I	Cold Air	21-404C ¹			Short Ram	22-403B ¹
		Dual Chamber	24-6004C ¹	Integra	1.8L L4 F/I - w/Manual Trans.	Dual Chamber	24-6003C ¹
		Cold Air	21-404R ¹	Integra GS-R	1.8L L4 F/I	Short Ram	22-404R ¹
		Cold Air	21-404B ¹			Short Ram	22-404P ¹
		Short Ram	22-404R ¹			Cold Air	21-404B ¹
		Short Ram	22-404P ¹			Cold Air	21-404P ¹
		Cold Air	21-404P ¹			Cold Air	21-404C ¹
		Short Ram	22-404B ¹			Dual Chamber	24-6004C ¹
Integra Type R	1.8L L4 F/I	Cold Air	21-412P ¹			Short Ram	22-404B ¹
		Cold Air	21-412R ¹			Cold Air	21-404R ¹
		Cold Air	21-412C ¹				
1998 ACURA				1995 ACURA			
Integra	1.8L L4 F/I	Short Ram	22-403B ¹	Integra	1.8L L4 F/I	Short Ram	22-403R ¹
		Cold Air	21-403C ¹			Short Ram	22-403B ¹
		Short Ram	22-403P ¹			Cold Air	21-403P ¹
		Cold Air	21-403R ¹			Cold Air	21-403R ¹
		Cold Air	21-403B ¹			Short Ram	22-403P ¹
		Cold Air	21-403P ¹			Cold Air	21-403C ¹
		Short Ram	22-403R ¹			Cold Air	21-403B ¹
Integra	1.8L L4 F/I - w/Manual Trans.	Dual Chamber	24-6003C ¹	Integra	1.8L L4 F/I - w/Manual Trans.	Dual Chamber	24-6003C ¹
Integra GS-R	1.8L L4 F/I	Cold Air	21-404B ¹	Integra GS-R	1.8L L4 F/I	Short Ram	22-404R ¹
		Cold Air	21-404R ¹			Dual Chamber	24-6004C ¹
		Cold Air	21-404C ¹			Short Ram	22-404B ¹
		Short Ram	22-404R ¹			Cold Air	21-404R ¹
		Dual Chamber	24-6004C ¹			Cold Air	21-404C ¹
		Short Ram	22-404B ¹			Cold Air	21-404P ¹
		Short Ram	22-404P ¹			Cold Air	21-404B ¹
		Cold Air	21-404P ¹			Short Ram	22-404P ¹
Integra Type R	1.8L L4 F/I	Cold Air	21-412R ¹	1994 ACURA			
		Cold Air	21-412P ¹	Integra	1.8L L4 F/I	Cold Air	21-403P ¹
		Cold Air	21-412C ¹			Cold Air	21-403R ¹
1997 ACURA						Short Ram	22-403R ¹
Integra	1.8L L4 F/I	Cold Air	21-403B ¹			Short Ram	22-403B ¹
		Cold Air	21-403R ¹			Cold Air	21-403B ¹
		Short Ram	22-403P ¹			Cold Air	21-403C ¹
		Cold Air	21-403C ¹	Integra	1.8L L4 F/I - w/Manual Trans.	Dual Chamber	24-6003C ¹
		Short Ram	22-403B ¹	Integra GS-R	1.8L L4 F/I	Short Ram	22-404B ¹
		Cold Air	21-403P ¹			Dual Chamber	24-6004C ¹
		Short Ram	22-403R ¹			Cold Air	21-404R ¹
Integra	1.8L L4 F/I - w/Manual Trans.	Dual Chamber	24-6003C ¹			Cold Air	21-404P ¹
Integra GS-R	1.8L L4 F/I	Dual Chamber	24-6004C ¹			Short Ram	22-404P ¹
		Short Ram	22-404P ¹			Short Ram	22-404R ¹
		Cold Air	21-404B ¹			Cold Air	21-404B ¹
		Cold Air	21-404R ¹			Cold Air	21-404C ¹
		Short Ram	22-404B ¹	1993 ACURA			
		Cold Air	21-404P ¹	Integra	1.8L L4 F/I	Cold Air	21-402P ¹
		Cold Air	21-404C ¹			Cold Air	21-402R ¹
		Short Ram	22-404R ¹			Short Ram	22-402P ¹
Integra Type R	1.8L L4 F/I	Cold Air	21-412C ¹			Cold Air	21-402C ¹
		Cold Air	21-412P ¹			Short Ram	22-402R ¹
		Cold Air	21-412R ¹			Cold Air	21-402B ¹
1996 ACURA						Short Ram	22-402B ¹
Integra	1.8L L4 F/I	Cold Air	21-403P ¹	Integra GS-R	1.7L L4 F/I	Cold Air	21-402P ¹
		Short Ram	22-403P ¹			Short Ram	22-402P ¹
		Short Ram	22-403R ¹			Short Ram	22-402B ¹
		Cold Air	21-403C ¹			Short Ram	22-402R ¹
		Cold Air	21-403R ¹			Cold Air	21-402C ¹

1) Street legal in all US states. 2) Not legal for sale or use on any pollution controlled motor vehicle in California or states adopting California emission procedures. Part numbers ending in DP or P=Polished Aluminum tube, DC or C=Gunmetal Grey, R=Red, B=Blue, WR=Wrinkle Red, DS=Rotomolded tube.



AIR INTAKE SYSTEMS

ACURA

Vehicle	Engine Type	Style	Part Number	Vehicle	Engine Type	Style	Part Number	
1993 ACURA				2006 AUDI				
Integra GS-R	1.7L L4 F/I	Cold Air	21-402B ¹	A4	2.0L L4 F/I	Cold Air	21-681C ¹	
		Cold Air	21-402R ¹	2005 AUDI				
1992 ACURA				A4	2.0L L4 F/I - from 6/05	Cold Air	21-681C ¹	
Integra	1.8L L4 F/I	Short Ram	22-402R ¹	2016 BMW				
		Cold Air	21-402C ¹	M235i	3.0L L6 F/I	Cold Air	21-754DS ²	
		Cold Air	21-402B ¹	2015 BMW				
		Short Ram	22-402B ¹	335i	3.0L L6 F/I	Cold Air	21-754DS ²	
		Short Ram	22-402P ¹	M235i	3.0L L6 F/I	Cold Air	21-754DS ²	
		Cold Air	21-402P ¹	2014 BMW				
		Cold Air	21-402R ¹	335i	3.0L L6 F/I	Cold Air	21-754DS ²	
		Cold Air	21-402R ¹	M235i	3.0L L6 F/I	Cold Air	21-754DS ²	
		Cold Air	21-402C ¹	2013 BMW				
		Cold Air	21-402B ¹	335i	3.0L L6 F/I	Cold Air	21-754DS ²	
Short Ram	22-402P ¹	335i Coupe	3.0L L6 F/I	Cold Air	21-754DS ²			
1991 ACURA				2012 BMW				
Integra	1.8L L4 F/I	Short Ram	22-402B ¹	335i	3.0L L6 F/I	Cold Air	21-754DS ²	
		Cold Air	21-402B ¹	2003 BMW				
		Short Ram	22-402R ¹	325Ci	2.5L L6 F/I - Exc. LEV2 SULEV Test Group	Cold Air	21-672P ¹	
		Cold Air	21-402P ¹	325i	2.5L L6 F/I - Exc. LEV2 SULEV Test Group	3BMXV02.5M56	Cold Air	21-672P ¹
		Cold Air	21-402C ¹					
		Short Ram	22-402P ¹					
Cold Air	21-402R ¹	325Xi	2.5L L6 F/I - Exc. LEV2 SULEV Test Group	Cold Air	21-672P ¹			
1990 ACURA				2002 BMW				
Integra	1.8L L4 F/I	Cold Air	21-402B ¹	325Ci	2.5L L6 F/I	Cold Air	21-672P ¹	
		Short Ram	22-402P ¹	325i	2.5L L6 F/I	Short Ram	22-672P ¹	
		Short Ram	22-402R ¹			Cold Air	21-672P ¹	
		Cold Air	21-402C ¹	325Xi	2.5L L6 F/I	Cold Air	21-672P ¹	
		Cold Air	21-402P ¹			Short Ram	22-672P ¹	
		Short Ram	22-402B ¹			2001 BMW		
Cold Air	21-402R ¹	325Ci	2.5L L6 F/I	Short Ram	22-672P ¹			
2016 AUDI				325i	2.5L L6 F/I	Short Ram	22-672P ¹	
A3	2.0L L4 F/I	Cold Air	21-802C ²	325Xi	2.5L L6 F/I	Cold Air	21-672P ¹	
A3 Quattro	2.0L L4 F/I	Cold Air	21-802C ²			Short Ram	22-672P ¹	
A4	2.0L L4 F/I	Cold Air	21-750 ¹	2000 BMW				
A5	2.0L L4 F/I	Cold Air	21-750 ¹	323Ci	2.5L L6 F/I - Exc. HID Equipped Headlights	Short Ram	22-670R ¹	
2015 AUDI				323i	2.5L L6 F/I - Exc. HID Equipped Headlights	Short Ram	22-670P ¹	
A3	2.0L L4 F/I	Cold Air	21-802C ²			328Ci	2.8L L6 F/I	Short Ram
A3 Quattro	2.0L L4 F/I	Cold Air	21-802C ²	328i	2.8L L6 F/I	Cold Air	21-672P ¹	
A4	2.0L L4 F/I	Cold Air	21-750 ¹			Short Ram	22-672P ¹	
A5	2.0L L4 F/I	Cold Air	21-750 ¹	2008 AUDI				
2014 AUDI				A3	2.0L L4 F/I - Exc. LEV2 SULEV Test Group	Cold Air	21-496C ¹	
A4	2.0L L4 F/I	Cold Air	21-750 ¹	A4	2.0L L4 F/I	Cold Air	21-681C ¹	
A5	2.0L L4 F/I	Cold Air	21-750 ¹			2007 AUDI		
2013 AUDI				A3	2.0L L4 F/I	Cold Air	21-496C ¹	
2008 AUDI				A4	2.0L L4 F/I	Cold Air	21-681C ¹	
A3	2.0L L4 F/I - Exc. LEV2 SULEV Test Group	Cold Air	21-496C ¹	2006 AUDI				
A4	2.0L L4 F/I	Cold Air	21-681C ¹	A3	2.0L L4 F/I	Cold Air	21-496C ¹	
2007 AUDI								
A3	2.0L L4 F/I	Cold Air	21-496C ¹					
A4	2.0L L4 F/I	Cold Air	21-681C ¹					
2006 AUDI								
A3	2.0L L4 F/I	Cold Air	21-496C ¹					

1) Street legal in all US states. 2) Not legal for sale or use on any pollution controlled motor vehicle in California or states adopting California emission procedures. Part numbers ending in DP or P=Polished Aluminum tube, DC or C=Gunmetal Grey, R=Red, B=Blue, WR=Wrinkle Red, DS=Rotomolded tube.



Vehicle	Engine Type	Style	Part Number	Vehicle	Engine Type	Style	Part Number
1999 BMW				2007 CADILLAC			
323i	2.5L L6 F/I - Exc. HID Equipped Headlights	Short Ram	22-670R ¹	Escalade EXT	6.2L V8 F/I - Exc. Mechanical Fan	Brute Force	21-8023DC ¹
		Short Ram	22-670P ¹			Brute Force	21-8023DP ¹
323iS	2.5L L6 F/I - Exc. HID Equipped Headlights	Short Ram	22-670R ¹	2006 CADILLAC			
		Short Ram	22-670P ¹	Escalade	6.0L V8 F/I	Brute Force	21-8000DC ¹
328i	2.8L L6 F/I	Cold Air	21-672P ¹			Brute Force	21-8000DP ¹
328iS	2.8L L6 F/I	Short Ram	22-672P ¹	Escalade ESV	6.0L V8 F/I	Brute Force	21-8000DC ¹
		Cold Air	21-672P ¹			Brute Force	21-8000DP ¹
2016 CADILLAC				2005 CADILLAC			
Escalade	6.2L V8 F/I	Brute Force	21-8033DC ¹	Escalade	5.3L V8 F/I	Brute Force	21-8000DC ¹
Escalade ESV	6.2L V8 F/I	Brute Force	21-8033DC ¹			Brute Force	21-8000DP ¹
2015 CADILLAC				Escalade	6.0L V8 F/I	Brute Force	21-8000DP ¹
Escalade	6.2L V8 F/I	Brute Force	21-8033DC ¹	Escalade EXT	6.0L V8 F/I	Brute Force	21-8000DC ¹
Escalade ESV	6.2L V8 F/I	Brute Force	21-8033DC ¹			Brute Force	21-8000DP ¹
2013 CADILLAC				2004 CADILLAC			
Escalade	6.2L V8 F/I	Cold Air	21-8030DC ¹	Escalade	5.3L V8 F/I	Brute Force	21-8000DP ¹
Escalade ESV	6.2L V8 F/I	Cold Air	21-8030DC ¹			Brute Force	21-8000DC ¹
Escalade EXT	6.2L V8 F/I	Cold Air	21-8030DC ¹	Escalade	6.0L V8 F/I	Brute Force	21-8000DP ¹
2012 CADILLAC						Brute Force	21-8000DC ¹
Escalade	6.2L V8 F/I	Cold Air	21-8030DC ¹	Escalade ESV	6.0L V8 F/I	Brute Force	21-8000DC ¹
Escalade ESV	6.2L V8 F/I	Cold Air	21-8030DC ¹			Brute Force	21-8000DP ¹
Escalade EXT	6.2L V8 F/I	Cold Air	21-8030DC ¹	Escalade EXT	6.0L V8 F/I	Brute Force	21-8000DC ¹
2011 CADILLAC						Brute Force	21-8000DP ¹
Escalade	6.2L V8 F/I	Cold Air	21-8030DC ¹	2003 CADILLAC			
Escalade ESV	6.2L V8 F/I	Cold Air	21-8030DC ¹	Escalade	5.3L V8 F/I	Brute Force	21-8000DP ¹
Escalade EXT	6.2L V8 F/I	Cold Air	21-8030DC ¹			Brute Force	21-8000DC ¹
2010 CADILLAC				Escalade	6.0L V8 F/I	Brute Force	21-8000DP ¹
Escalade	6.2L V8 F/I	Cold Air	21-8030DC ¹			Brute Force	21-8000DC ¹
Escalade ESV	6.2L V8 F/I	Cold Air	21-8030DC ¹	Escalade ESV	6.0L V8 F/I	Brute Force	21-8000DC ¹
Escalade EXT	6.2L V8 F/I	Cold Air	21-8030DC ¹			Brute Force	21-8000DP ¹
2009 CADILLAC				Escalade EXT	6.0L V8 F/I	Brute Force	21-8000DC ¹
Escalade	6.2L V8 F/I	Cold Air	21-8030DC ¹			Brute Force	21-8000DP ¹
Escalade ESV	6.2L V8 F/I	Cold Air	21-8030DC ¹	2002 CADILLAC			
Escalade EXT	6.2L V8 F/I	Cold Air	21-8030DC ¹	Escalade	5.3L V8 F/I	Brute Force	21-8000DC ¹
2008 CADILLAC						Brute Force	21-8000DP ¹
Escalade	6.2L V8 F/I - Exc. Mechanical Fan	Brute Force	21-8023DP ¹	Escalade	6.0L V8 F/I	Brute Force	21-8000DC ¹
		Brute Force	21-8023DC ¹			Brute Force	21-8000DP ¹
Escalade ESV	6.2L V8 F/I - Exc. Mechanical Fan	Brute Force	21-8023DC ¹	2017 CHEVROLET			
		Brute Force	21-8023DP ¹	Cruze	1.4L L4 F/I	Cold Air	21-805C ²
Escalade EXT	6.2L V8 F/I - Exc. Mechanical Fan	Brute Force	21-8023DC ¹	Malibu	2.0L L4 F/I	Cold Air	21-803C ²
		Brute Force	21-8023DP ¹	2016 CHEVROLET			
2007 CADILLAC				Cruze	1.4L L4 F/I	Cold Air	21-744C ²
Escalade	6.2L V8 F/I - Exc. Mechanical Fan	Brute Force	21-8023DP ¹	Cruze Limited	1.4L L4 F/I	Cold Air	21-744C ²
		Brute Force	21-8023DC ¹	Malibu	2.0L L4 F/I	Cold Air	21-803C ²
Escalade ESV	6.2L V8 F/I - Exc. Mechanical Fan	Brute Force	21-8023DP ¹	Silverado 1500	5.3L V8 F/I	Brute Force	21-8032DS ²
		Brute Force	21-8023DC ¹			Brute Force	21-8033DC ¹
2017 CHEVROLET				Silverado 1500	6.2L V8 F/I	Brute Force	21-8032DS ²
Cruze	1.4L L4 F/I	Cold Air	21-805C ²			Brute Force	21-8033DC ¹
Malibu	2.0L L4 F/I	Cold Air	21-803C ²	Sonic	1.4L L4 F/I	Cold Air	21-788C ²
2016 CHEVROLET				Suburban	5.3L V8 F/I	Brute Force	21-8033DC ¹
Cruze	1.4L L4 F/I	Cold Air	21-744C ²	Tahoe	5.3L V8 F/I	Brute Force	21-8033DC ¹
Cruze Limited	1.4L L4 F/I	Cold Air	21-744C ²	2015 CHEVROLET			
Malibu	2.0L L4 F/I	Cold Air	21-803C ²	Colorado	2.5L L4 F/I	Cold Air	21-8035DC ²
Silverado 1500	5.3L V8 F/I	Brute Force	21-8032DS ²	Cruze	1.4L L4 F/I	Cold Air	21-744C ²
		Brute Force	21-8033DC ¹	2015 CHEVROLET			
		Brute Force	21-8032DS ²	Colorado	2.5L L4 F/I	Cold Air	21-8035DC ²
		Brute Force	21-8033DC ¹	Cruze	1.4L L4 F/I	Cold Air	21-744C ²
		Brute Force	21-8033DC ¹	2015 CHEVROLET			
		Brute Force	21-8023DC ¹	Colorado	2.5L L4 F/I	Cold Air	21-8035DC ²
		Brute Force	21-8023DC ¹	Cruze	1.4L L4 F/I	Cold Air	21-744C ²

1) Street legal in all US states. 2) Not legal for sale or use on any pollution controlled motor vehicle in California or states adopting California emission procedures. Part numbers ending in DP or P=Polished Aluminum tube, DC or C=Gunmetal Grey, R=Red, B=Blue, WR=Wrinkle Red, DS=Rotomolded tube.



AIR INTAKE SYSTEMS

CHEVROLET

Vehicle	Engine Type	Style	Part Number	Vehicle	Engine Type	Style	Part Number
2015 CHEVROLET				2011 CHEVROLET			
Cruze	2.0L L4 DSL	Cold Air	21-741 ²	Cruze	1.4L L4 F/I	Cold Air	21-744C ¹
Malibu	2.0L L4 F/I	Cold Air	21-794C ²	Silverado 1500	4.8L V8 F/I	Cold Air	21-8030DC ¹
Silverado 1500	5.3L V8 F/I	Brute Force	21-8033DC ¹	Silverado 1500	5.3L V8 F/I	Cold Air	21-8030DC ¹
		Brute Force	21-8032DS ²	Silverado 1500	6.2L V8 F/I	Cold Air	21-8030DC ¹
Silverado 1500	6.2L V8 F/I	Brute Force	21-8033DC ¹	Silverado 2500 HD	6.0L V8 F/I	Brute Force HD	21-8031DC ¹
		Brute Force	21-8032DS ²	Silverado 2500 HD	6.6L V8 DSL	Brute Force HD	21-9032DS ¹
Sonic	1.4L L4 F/I	Cold Air	21-788C ²	Silverado 3500 HD	6.0L V8 F/I	Brute Force HD	21-8031DC ¹
Spark	1.2L L4 F/I	Cold Air	21-766C ²	Silverado 3500 HD	6.6L V8 DSL	Brute Force HD	21-9032DS ¹
Suburban	5.3L V8 F/I	Brute Force	21-8033DC ¹	Suburban 1500	5.3L V8 F/I	Cold Air	21-8030DC ¹
Tahoe	5.3L V8 F/I	Brute Force	21-8033DC ¹	Tahoe	5.3L V8 F/I	Cold Air	21-8030DC ¹
2014 CHEVROLET				2010 CHEVROLET			
Camaro	3.6L V6 F/I	Cold Air	22-683C ¹	Avalanche	5.3L V8 F/I	Cold Air	21-8030DC ¹
Camaro SS	6.2L V8 F/I	Cold Air	22-679C ¹	Camaro	3.6L V6 F/I	Brute Force	21-8028DC ²
Cruze	1.4L L4 F/I	Cold Air	21-744C ¹			Brute Force	21-8028DP ²
Cruze	2.0L L4 DSL	Cold Air	21-741 ²			Cold Air	22-683C ¹
Malibu	2.0L L4 F/I	Cold Air	21-794C ²	Camaro SS	6.2L V8 F/I	Cold Air	22-679C ¹
Silverado 1500	5.3L V8 F/I	Brute Force	21-8032DS ¹			Cold Air	21-8029C ²
		Brute Force	21-8033DC ¹			Cold Air	22-679C ¹
Silverado 1500	6.2L V8 F/I	Brute Force	21-8033DC ¹			Cold Air	21-8029C ²
		Brute Force	21-8032DS ¹			Cold Air	22-679C ¹
Sonic	1.4L L4 F/I	Cold Air	21-788C ²			Cold Air	21-744C ¹
Spark	1.2L L4 F/I	Cold Air	21-766C ²	Silverado 1500	4.8L V8 F/I	Cold Air	21-8030DC ¹
Suburban 1500	5.3L V8 F/I	Cold Air	21-8030DC ¹	Silverado 1500	5.3L V8 F/I	Cold Air	21-8030DC ¹
Tahoe	5.3L V8 F/I	Cold Air	21-8030DC ¹	Silverado 1500	6.2L V8 F/I	Cold Air	21-8030DC ¹
2013 CHEVROLET				2009 CHEVROLET			
Avalanche	5.3L V8 F/I	Cold Air	21-8030DC ¹	Avalanche	5.3L V8 F/I	Cold Air	21-8030DC ¹
Camaro	3.6L V6 F/I	Cold Air	22-683C ¹	Avalanche	6.0L V8 F/I	Cold Air	21-8030DC ¹
Camaro SS	6.2L V8 F/I	Cold Air	21-8029C ²	Cheyenne 2500	5.3L V8 F/I - Exc. Mechanical Fan	Brute Force	21-8023DP ¹
		Cold Air	22-679C ¹			Brute Force	21-8023DC ¹
Cruze	1.4L L4 F/I	Cold Air	21-744C ¹			Brute Force	21-8023DC ¹
Silverado 1500	4.8L V8 F/I	Cold Air	21-8030DC ¹	Cobalt	2.0L L4 F/I	Cold Air	21-682C ¹
Silverado 1500	5.3L V8 F/I	Cold Air	21-8030DC ¹			Cold Air	21-682P ¹
Silverado 1500	6.2L V8 F/I	Cold Air	21-8030DC ¹			Cold Air	21-8030DC ¹
Sonic	1.4L L4 F/I	Cold Air	21-788C ²	Silverado 1500	4.8L V8 F/I	Cold Air	21-8030DC ¹
Spark	1.2L L4 F/I	Cold Air	21-766C ²	Silverado 1500	5.3L V8 F/I	Cold Air	21-8030DC ¹
Suburban 1500	5.3L V8 F/I	Cold Air	21-8030DC ¹	Silverado 1500	6.0L V8 F/I	Cold Air	21-8030DC ¹
Tahoe	5.3L V8 F/I	Cold Air	21-8030DC ¹	Silverado 1500	6.2L V8 F/I	Cold Air	21-8030DC ¹
2012 CHEVROLET				2008 CHEVROLET			
Avalanche	5.3L V8 F/I	Cold Air	21-8030DC ¹	Avalanche	5.3L V8 F/I - Exc. Mechanical Fan	Brute Force	21-8023DC ¹
Camaro	3.6L V6 F/I	Cold Air	22-683C ¹			Brute Force	21-8023DP ¹
Camaro SS	6.2L V8 F/I	Cold Air	21-8029C ²			Brute Force	21-8023DP ¹
		Cold Air	22-679C ¹	Avalanche	6.0L V8 F/I - Exc. Mechanical Fan	Brute Force	21-8023DP ¹
Cruze	1.4L L4 F/I	Cold Air	21-744C ¹			Brute Force	21-8023DC ¹
Silverado 1500	4.8L V8 F/I	Cold Air	21-8030DC ¹	Cheyenne 2500	5.3L V8 F/I - Exc. Mechanical Fan	Brute Force	21-8023DP ¹
Silverado 1500	5.3L V8 F/I	Cold Air	21-8030DC ¹			Brute Force	21-8023DC ¹
Silverado 1500	6.2L V8 F/I	Cold Air	21-8030DC ¹			Brute Force	21-8023DC ¹
Silverado 2500 HD	6.0L V8 F/I	Brute Force HD	21-8031DC ¹	Cobalt	2.0L L4 F/I	Cold Air	21-682P ¹
Silverado 2500 HD	6.6L V8 DSL	Brute Force HD	21-9032DS ¹			Cold Air	21-682C ¹
Silverado 3500 HD	6.0L V8 F/I	Brute Force HD	21-8031DC ¹				
Silverado 3500 HD	6.6L V8 DSL	Brute Force HD	21-9032DS ¹				
Sonic	1.4L L4 F/I	Cold Air	21-788C ²				
Suburban 1500	5.3L V8 F/I	Cold Air	21-8030DC ¹				
Tahoe	5.3L V8 F/I	Cold Air	21-8030DC ¹				
2011 CHEVROLET							
Avalanche	5.3L V8 F/I	Cold Air	21-8030DC ¹				
Camaro	3.6L V6 F/I	Brute Force	21-8028DP ²				
		Cold Air	22-683C ¹				
		Brute Force	21-8028DC ²				
Camaro SS	6.2L V8 F/I	Cold Air	21-8029C ²				
		Cold Air	22-679C ¹				

1) Street legal in all US states. 2) Not legal for sale or use on any pollution controlled motor vehicle in California or states adopting California emission procedures. Part numbers ending in DP or P=Polished Aluminum tube, DC or C=Gunmetal Grey, R=Red, B=Blue, WR=Wrinkle Red, DS=Rotomolded tube.

CHEVROLET

AIR INTAKE SYSTEMS



Vehicle	Engine Type	Style	Part Number	Vehicle	Engine Type	Style	Part Number
2008 CHEVROLET				2007 CHEVROLET			
Silverado 1500	4.8L V8 F/I - Exc. Mechanical Fan	Brute Force	21-8023DP ¹	Silverado 1500 Classic	5.3L V8 F/I	Brute Force	21-8000DP ¹
		Brute Force	21-8023DC ¹			Brute Force	21-8000DC ¹
Silverado 1500	5.3L V8 F/I - Exc. Mechanical Fan	Brute Force	21-8023DC ¹	Silverado 1500 Classic	6.0L V8 F/I	Brute Force	21-8000DC ¹
		Brute Force	21-8023DP ¹			Brute Force	21-8000DP ¹
Silverado 1500	6.0L V8 F/I - Exc. Mechanical Fan	Brute Force	21-8023DC ¹	Silverado 1500 HD Classic	6.0L V8 F/I	Brute Force	21-8000DP ¹
		Brute Force	21-8023DP ¹			Brute Force	21-8000DC ¹
Silverado 2500 HD	6.0L V8 F/I	Brute Force	21-8026DP ¹	Silverado 2500 HD	6.0L V8 F/I	Brute Force	21-8026DP ¹
		Brute Force	21-8026DC ¹			Brute Force	21-8026DC ¹
Silverado 2500 HD	6.6L V8 DSL	Brute Force HD	21-9033DS ¹	Silverado 2500 HD	6.6L V8 DSL	Brute Force HD	21-9033DS ¹
Silverado 3500 HD	6.0L V8 F/I	Brute Force	21-8026DC ¹	Silverado 2500 HD Classic	6.0L V8 F/I	Brute Force	21-8000DC ¹
		Brute Force	21-8026DP ¹			Brute Force	21-8000DP ¹
Silverado 3500 HD	6.6L V8 DSL	Brute Force HD	21-9033DS ¹	Silverado 2500 HD Classic	6.6L V8 DSL	Brute Force HD	21-9034DS ¹
		Brute Force	21-8023DC ¹			Brute Force HD	21-9034DS ¹
Suburban 1500	5.3L V8 F/I - Exc. Mechanical Fan	Brute Force	21-8023DC ¹	Silverado 3500 Classic	6.6L V8 DSL	Brute Force HD	21-9034DS ¹
		Brute Force	21-8023DP ¹			Brute Force	21-8026DC ¹
Suburban 1500	6.0L V8 F/I - Exc. Mechanical Fan	Brute Force	21-8023DP ¹	Silverado 3500 HD	6.0L V8 F/I	Brute Force	21-8026DP ¹
		Brute Force	21-8023DC ¹			Brute Force HD	21-9033DS ¹
Suburban 2500	6.0L V8 F/I - Exc. Mechanical Fan	Brute Force	21-8023DP ¹	Silverado SS Classic	6.0L V8 F/I	Brute Force	21-8000DP ¹
		Brute Force	21-8023DC ¹			Brute Force	21-8000DC ¹
Tahoe	4.8L V8 F/I - Exc. Mechanical Fan	Brute Force	21-8023DC ¹	Suburban 1500	5.3L V8 F/I - Exc. Mechanical Fan	Brute Force	21-8023DC ¹
		Brute Force	21-8023DP ¹			Brute Force	21-8023DP ¹
Tahoe	5.3L V8 F/I - Exc. Mechanical Fan	Brute Force	21-8023DP ¹	Suburban 1500	6.0L V8 F/I - Exc. Mechanical Fan	Brute Force	21-8023DP ¹
		Brute Force	21-8023DC ¹			Brute Force	21-8023DC ¹
2007 CHEVROLET				Suburban 2500	6.0L V8 F/I - Exc. Mechanical Fan	Brute Force	21-8023DC ¹
Avalanche	5.3L V8 F/I - Exc. Mechanical Fan	Brute Force	21-8023DP ¹			Brute Force	21-8023DP ¹
		Brute Force	21-8023DC ¹	Tahoe	4.8L V8 F/I - Exc. Mechanical Fan	Brute Force	21-8023DC ¹
Avalanche	6.0L V8 F/I - Exc. Mechanical Fan	Brute Force	21-8023DC ¹			Brute Force	21-8023DP ¹
		Brute Force	21-8023DP ¹	Tahoe	5.3L V8 F/I - Exc. Mechanical Fan	Brute Force	21-8023DC ¹
Aveo	1.6L L4 F/I	Cold Air	21-537C ¹			Brute Force	21-8023DP ¹
		Cold Air	21-537P ¹	2006 CHEVROLET			
Cheyenne 2500	5.3L V8 F/I - Exc. Mechanical Fan	Brute Force	21-8023DC ¹	Avalanche 1500	5.3L V8 F/I	Brute Force	21-8000DP ¹
		Brute Force	21-8023DP ¹			Brute Force	21-8000DC ¹
Cobalt	2.0L L4 F/I	Cold Air	21-532P ¹	Aveo	1.6L L4 F/I	Cold Air	21-537C ¹
		Cold Air	21-532B ¹			Cold Air	21-537P ¹
		Cold Air	21-532C ¹			Cold Air	21-532R ¹
		Cold Air	21-532R ¹			Cold Air	21-532C ¹
Silverado 1500	4.8L V8 F/I - Exc. Mechanical Fan	Brute Force	21-8023DC ¹	Cobalt	2.0L L4 F/I	Cold Air	21-532P ¹
		Brute Force	21-8023DP ¹			Cold Air	21-532C ¹
Silverado 1500	5.3L V8 F/I - Exc. Mechanical Fan	Brute Force	21-8023DP ¹	Cobalt	2.4L L4 F/I	Cold Air	21-532P ¹
		Brute Force	21-8023DC ¹			Cold Air	21-532B ¹
Silverado 1500	6.0L V8 F/I - Exc. Mechanical Fan	Brute Force	21-8023DC ¹	Cobalt	2.4L L4 F/I	Cold Air	21-533P ¹
		Brute Force	21-8023DP ¹			Cold Air	21-533C ¹
Silverado 1500 Classic	4.8L V8 F/I	Brute Force	21-8000DC ¹	Colorado	2.8L L4 F/I	Brute Force	21-8019DC ¹
		Brute Force	21-8000DP ¹			Brute Force	21-8019DP ¹
				Colorado	3.5L L5 F/I	Brute Force	21-8018DP ¹
						Brute Force	21-8018DC ¹
				Silverado 1500	4.8L V8 F/I	Brute Force	21-8000DP ¹
						Brute Force	21-8000DC ¹
				Silverado 1500	5.3L V8 F/I	Brute Force	21-8000DP ¹
						Brute Force	21-8000DC ¹
				Silverado 1500	6.0L V8 F/I	Brute Force	21-8000DP ¹
						Brute Force	21-8000DC ¹
				Silverado 1500 HD	6.0L V8 F/I	Brute Force	21-8000DP ¹
						Brute Force	21-8000DC ¹

1) Street legal in all US states. 2) Not legal for sale or use on any pollution controlled motor vehicle in California or states adopting California emission procedures. Part numbers ending in DP or P=Polished Aluminum tube, DC or C=Gunmetal Grey, R=Red, B=Blue, WR=Wrinkle Red, DS=Rotomolded tube.



AIR INTAKE SYSTEMS

CHEVROLET

Vehicle	Engine Type	Style	Part Number	Vehicle	Engine Type	Style	Part Number
2006 CHEVROLET				2005 CHEVROLET			
Silverado 1500 HD	6.0L V8 F/I	Brute Force	21-8000DC ¹	Suburban 1500	5.3L V8 F/I	Brute Force	21-8000DC ¹
Silverado 2500 HD	6.0L V8 F/I	Brute Force	21-8000DP ¹	Suburban 2500	6.0L V8 F/I	Brute Force	21-8000DC ¹
		Brute Force	21-8000DC ¹			Brute Force	21-8000DP ¹
Silverado 2500 HD	6.6L V8 DSL	Brute Force HD	21-9034DS ¹	Tahoe	4.8L V8 F/I	Brute Force	21-8000DC ¹
Silverado 3500	6.0L V8 F/I	Brute Force	21-8000DP ¹			Brute Force	21-8000DP ¹
		Brute Force	21-8000DC ¹	Tahoe	5.3L V8 F/I	Brute Force	21-8000DC ¹
Silverado 3500	6.6L V8 DSL	Brute Force HD	21-9034DS ¹			Brute Force	21-8000DP ¹
Silverado SS	6.0L V8 F/I	Brute Force	21-8000DC ¹	2004 CHEVROLET			
		Brute Force	21-8000DP ¹	Avalanche 1500	5.3L V8 F/I	Brute Force	21-8000DP ¹
Suburban 1500	5.3L V8 F/I	Brute Force	21-8000DC ¹			Brute Force	21-8000DC ¹
		Brute Force	21-8000DP ¹	Avalanche 2500	8.1L V8 F/I	Brute Force	21-8014DC ¹
Suburban 1500	6.0L V8 F/I	Brute Force	21-8000DP ¹			Brute Force	21-8014DP ¹
		Brute Force	21-8000DC ¹	Aveo	1.6L L4 F/I	Cold Air	21-537P ¹
Suburban 2500	6.0L V8 F/I	Brute Force	21-8000DP ¹			Cold Air	21-537C ¹
		Brute Force	21-8000DC ¹	Blazer	4.3L V6 F/I	Brute Force	21-8005DC ¹
Tahoe	4.8L V8 F/I	Brute Force	21-8000DC ¹			Brute Force	21-8005DP ¹
		Brute Force	21-8000DP ¹	Cavalier	2.2L L4 F/I	Cold Air	21-448P ¹
Tahoe	5.3L V8 F/I	Brute Force	21-8000DC ¹			Cold Air	21-448B ¹
		Brute Force	21-8000DP ¹			Cold Air	21-448C ¹
2005 CHEVROLET						Cold Air	21-448R ¹
Avalanche 1500	5.3L V8 F/I	Brute Force	21-8000DP ¹	Cavalier	2.2L L4 F/I - w/Ecotec	Cold Air	21-448C ¹
		Brute Force	21-8000DC ¹			Cold Air	21-448P ¹
Avalanche 2500	8.1L V8 F/I	Brute Force	21-8014DC ¹			Cold Air	21-448B ¹
		Brute Force	21-8014DP ¹			Cold Air	21-448R ¹
Aveo	1.6L L4 F/I	Cold Air	21-537C ¹			Cold Air	21-448P ¹
		Cold Air	21-537P ¹			Cold Air	21-448R ¹
Cavalier	2.2L L4 F/I	Cold Air	21-448P ¹	Colorado	2.8L L4 F/I	Brute Force	21-8019DC ¹
		Cold Air	21-448C ¹			Brute Force	21-8019DP ¹
		Cold Air	21-448B ¹	Colorado	3.5L L5 F/I	Brute Force	21-8018DP ¹
		Cold Air	21-448R ¹			Brute Force	21-8018DC ¹
Cobalt	2.0L L4 F/I	Cold Air	21-532B ¹	S10 Pickup	4.3L V6 F/I	Brute Force	21-8005DP ¹
		Cold Air	21-532C ¹			Brute Force	21-8005DC ¹
		Cold Air	21-532R ¹	Silverado 1500	4.8L V8 F/I	Brute Force	21-8000DC ¹
		Cold Air	21-532P ¹			Brute Force	21-8000DP ¹
Cobalt	2.2L L4 F/I	Cold Air	21-533C ¹	Silverado 1500	5.3L V8 F/I	Brute Force	21-8000DC ¹
		Cold Air	21-533P ¹			Brute Force	21-8000DP ¹
Colorado	2.8L L4 F/I	Brute Force	21-8019DP ¹	Silverado 2500	6.0L V8 F/I	Brute Force	21-8000DC ¹
		Brute Force	21-8019DC ¹			Brute Force	21-8000DP ¹
Colorado	3.5L L5 F/I	Brute Force	21-8018DP ¹	Silverado 2500 HD	6.0L V8 F/I	Brute Force	21-8000DC ¹
		Brute Force	21-8018DC ¹			Brute Force	21-8000DP ¹
Silverado 1500	4.8L V8 F/I	Brute Force	21-8000DP ¹	Silverado 2500 HD	6.6L V8 DSL - LB7	Brute Force HD	21-9021DC ¹
		Brute Force	21-8000DC ¹			Brute Force HD	21-9021DP ¹
Silverado 1500	5.3L V8 F/I	Brute Force	21-8000DC ¹			Brute Force	21-8013DP ¹
		Brute Force	21-8000DP ¹	Silverado 2500 HD	6.6L V8 DSL - LLY	Brute Force	21-8013DC ¹
Silverado 1500 HD	6.0L V8 F/I	Brute Force	21-8000DC ¹			Brute Force HD	21-8017DP ¹
		Brute Force	21-8000DP ¹			Brute Force HD	21-9022DP ¹
Silverado 2500 HD	6.0L V8 F/I	Brute Force	21-8000DP ¹			Brute Force HD	21-9022DC ¹
		Brute Force	21-8000DC ¹	Silverado 2500 HD	8.1L V8 F/I	Brute Force	21-8017DC ¹
Silverado 2500 HD	6.6L V8 DSL	Brute Force HD	21-9022DP ¹			Brute Force	21-8014DP ¹
		Brute Force HD	21-9022DC ¹	Silverado 2500 HD	8.1L V8 F/I	Brute Force	21-8014DC ¹
		Brute Force	21-8017DP ¹			Brute Force	21-8000DC ¹
		Brute Force	21-8017DC ¹	Silverado 3500	6.0L V8 F/I	Brute Force	21-8000DP ¹
Silverado 3500	6.0L V8 F/I	Brute Force	21-8000DP ¹			Brute Force	21-8000DP ¹
		Brute Force	21-8000DC ¹	Silverado 3500	6.6L V8 DSL - LB7	Brute Force HD	21-9021DP ¹
		Brute Force	21-8000DC ¹			Brute Force HD	21-9021DC ¹
Silverado 3500	6.6L V8 DSL	Brute Force HD	21-9022DC ¹			Brute Force	21-8013DP ¹
		Brute Force	21-8017DC ¹			Brute Force	21-8013DC ¹
		Brute Force HD	21-9022DP ¹	Silverado 3500	6.6L V8 DSL - LLY	Brute Force HD	21-9022DC ¹
		Brute Force	21-8017DP ¹			Brute Force HD	21-9022DP ¹
Silverado SS	6.0L V8 F/I	Brute Force	21-8000DP ¹			Brute Force	21-8017DP ¹
		Brute Force	21-8000DC ¹			Brute Force	21-8017DC ¹
Suburban 1500	5.3L V8 F/I	Brute Force	21-8000DP ¹			Brute Force	21-8017DC ¹

1) Street legal in all US states. 2) Not legal for sale or use on any pollution controlled motor vehicle in California or states adopting California emission procedures. Part numbers ending in DP or P=Polished Aluminum tube, DC or C=Gunmetal Grey, R=Red, B=Blue, WR=Wrinkle Red, DS=Rotomolded tube.



Vehicle	Engine Type	Style	Part Number	Vehicle	Engine Type	Style	Part Number
2004 CHEVROLET				2003 CHEVROLET			
Silverado 3500	8.1L V8 F/I	Brute Force	21-8014DC ¹	Suburban 1500	5.3L V8 F/I	Brute Force	21-8000DC ¹
		Brute Force	21-8014DP ¹	Suburban 2500	6.0L V8 F/I	Brute Force	21-8000DC ¹
Silverado SS	6.0L V8 F/I	Brute Force	21-8000DC ¹			Brute Force	21-8000DP ¹
		Brute Force	21-8000DP ¹	Tahoe	4.8L V8 F/I	Brute Force	21-8000DP ¹
Suburban 1500	5.3L V8 F/I	Brute Force	21-8000DP ¹			Brute Force	21-8000DC ¹
		Brute Force	21-8000DC ¹	Tahoe	5.3L V8 F/I	Brute Force	21-8000DP ¹
Suburban 2500	6.0L V8 F/I	Brute Force	21-8000DP ¹			Brute Force	21-8000DC ¹
		Brute Force	21-8000DC ¹	2002 CHEVROLET			
Tahoe	4.8L V8 F/I	Brute Force	21-8000DC ¹	Avalanche 1500	5.3L V8 F/I	Brute Force	21-8000DC ¹
		Brute Force	21-8000DP ¹			Brute Force	21-8000DP ¹
		Brute Force	21-8000DC ¹	Avalanche 2500	8.1L V8 F/I	Brute Force	21-8014DC ¹
Tahoe	5.3L V8 F/I	Brute Force	21-8000DC ¹			Brute Force	21-8014DP ¹
		Brute Force	21-8000DP ¹	Blazer	4.3L V6 F/I	Brute Force	21-8005DC ¹
		Brute Force	21-8000DP ¹			Brute Force	21-8005DP ¹
2003 CHEVROLET				Cavalier	2.2L L4 F/I - Manual Trans also requires 20-445	Cold Air	21-447B ¹
Avalanche 1500	5.3L V8 F/I	Brute Force	21-8000DP ¹			Cold Air	21-447C ¹
		Brute Force	21-8000DC ¹			Cold Air	21-447P ¹
Avalanche 2500	8.1L V8 F/I	Brute Force	21-8014DC ¹			Cold Air	21-447R ¹
		Brute Force	21-8014DP ¹	Cavalier	2.4L L4 F/I - Manual Trans also requires 20-445	Short Ram	22-445B ¹
Blazer	4.3L V6 F/I	Brute Force	21-8005DP ¹			Short Ram	22-445P ¹
		Brute Force	21-8005DC ¹			Short Ram	22-445R ¹
Cavalier	2.2L L4 F/I	Cold Air	21-448P ¹			Short Ram	22-445R ¹
		Cold Air	21-448B ¹	Cavalier	2.4L L4 F/I - w/Auto Trans.	Short Ram	22-445B ¹
		Cold Air	21-448C ¹			Short Ram	22-445P ¹
		Cold Air	21-448R ¹			Short Ram	22-445P ¹
Cavalier	2.2L L4 F/I - w/Ecotec	Cold Air	21-448R ¹			Short Ram	22-445P ¹
		Cold Air	21-448B ¹			Short Ram	22-445R ¹
		Cold Air	21-448C ¹			Short Ram	22-445R ¹
		Cold Air	21-448P ¹	Cavalier	2.4L L4 F/I - w/Auto Trans.	Short Ram	22-445B ¹
S10 Pickup	2.2L L4 F/I	Brute Force	21-8009DC ¹			Short Ram	22-445P ¹
		Brute Force	21-8009DP ¹	Cavalier	2.4L L4 F/I - w/Auto Trans.	Short Ram	22-445R ¹
S10 Pickup	4.3L V6 F/I	Brute Force	21-8005DP ¹			Short Ram	22-445B ¹
		Brute Force	21-8005DC ¹			Short Ram	22-445P ¹
Silverado 1500	4.8L V8 F/I	Brute Force	21-8000DC ¹	S10 Pickup	2.2L L4 F/I	Brute Force	21-8009DP ¹
		Brute Force	21-8000DP ¹			Brute Force	21-8009DC ¹
Silverado 1500	5.3L V8 F/I	Brute Force	21-8000DP ¹			Brute Force	21-8005DP ¹
		Brute Force	21-8000DC ¹	S10 Pickup	4.3L V6 F/I	Brute Force	21-8005DC ¹
Silverado 1500 HD	6.0L V8 F/I	Brute Force	21-8000DP ¹			Brute Force	21-8005DC ¹
		Brute Force	21-8000DC ¹	Silverado 1500	4.8L V8 F/I	Brute Force	21-8000DC ¹
Silverado 2500	6.0L V8 F/I	Brute Force	21-8000DP ¹			Brute Force	21-8000DP ¹
		Brute Force	21-8000DC ¹	Silverado 1500	5.3L V8 F/I	Brute Force	21-8000DC ¹
Silverado 2500 HD	6.0L V8 F/I	Brute Force	21-8000DP ¹			Brute Force	21-8000DP ¹
		Brute Force	21-8000DC ¹	Silverado 1500 HD	6.0L V8 F/I	Brute Force	21-8000DC ¹
Silverado 2500 HD	6.6L V8 DSL	Brute Force	21-8013DC ¹			Brute Force	21-8000DP ¹
		Brute Force	21-8013DP ¹	Silverado 2500	5.3L V8 F/I	Brute Force	21-8000DC ¹
		Brute Force HD	21-9021DC ¹			Brute Force	21-8000DP ¹
		Brute Force HD	21-9021DP ¹	Silverado 2500	6.0L V8 F/I	Brute Force	21-8000DC ¹
Silverado 2500 HD	8.1L V8 F/I	Brute Force	21-8014DP ¹			Brute Force	21-8000DP ¹
		Brute Force	21-8014DC ¹	Silverado 2500 HD	6.0L V8 F/I	Brute Force	21-8000DC ¹
Silverado 3500	6.0L V8 F/I	Brute Force	21-8000DC ¹			Brute Force	21-8000DP ¹
		Brute Force	21-8000DP ¹	Silverado 2500 HD	6.6L V8 DSL	Brute Force	21-8013DP ¹
Silverado 3500	6.6L V8 DSL	Brute Force	21-8013DC ¹			Brute Force HD	21-9021DC ¹
		Brute Force	21-8013DP ¹			Brute Force	21-8013DC ¹
		Brute Force HD	21-9021DP ¹			Brute Force HD	21-9021DP ¹
		Brute Force HD	21-9021DC ¹	Silverado 2500 HD	8.1L V8 F/I	Brute Force	21-8014DP ¹
Silverado 3500	8.1L V8 F/I	Brute Force	21-8014DP ¹			Brute Force	21-8014DC ¹
		Brute Force	21-8014DC ¹	Silverado 3500	5.3L V8 F/I	Brute Force	21-8000DP ¹
Silverado SS	6.0L V8 F/I	Brute Force	21-8000DC ¹			Brute Force	21-8000DC ¹
		Brute Force	21-8000DP ¹	Silverado 3500	6.0L V8 F/I	Brute Force	21-8000DC ¹
Suburban 1500	5.3L V8 F/I	Brute Force	21-8000DP ¹			Brute Force	21-8000DC ¹

1) Street legal in all US states. 2) Not legal for sale or use on any pollution controlled motor vehicle in California or states adopting California emission procedures. Part numbers ending in DP or P=Polished Aluminum tube, DC or C=Gunmetal Grey, R=Red, B=Blue, WR=Wrinkle Red, DS=Rotomolded tube.



AIR INTAKE SYSTEMS

CHEVROLET

Vehicle	Engine Type	Style	Part Number	Vehicle	Engine Type	Style	Part Number
2002 CHEVROLET				2001 CHEVROLET			
Silverado 3500	6.0L V8 F/I	Brute Force	21-8000DP ¹	Silverado 3500	6.0L V8 F/I	Brute Force	21-8000DP ¹
Silverado 3500	6.6L V8 DSL	Brute Force	21-8013DC ¹	Silverado 3500	6.6L V8 DSL	Brute Force	21-8013DP ¹
		Brute Force HD	21-9021DC ¹			Brute Force	21-8013DC ¹
		Brute Force	21-8013DP ¹			Brute Force HD	21-9021DC ¹
		Brute Force HD	21-9021DP ¹			Brute Force HD	21-9021DP ¹
Silverado 3500	8.1L V8 F/I	Brute Force	21-8014DP ¹	Silverado 3500	8.1L V8 F/I	Brute Force	21-8014DP ¹
		Brute Force	21-8014DC ¹			Brute Force	21-8014DC ¹
Suburban 1500	5.3L V8 F/I	Brute Force	21-8000DC ¹	Suburban 1500	5.3L V8 F/I	Brute Force	21-8000DC ¹
		Brute Force	21-8000DP ¹			Brute Force	21-8000DP ¹
Suburban 2500	6.0L V8 F/I	Brute Force	21-8000DC ¹	Suburban 2500	6.0L V8 F/I	Brute Force	21-8000DC ¹
		Brute Force	21-8000DP ¹			Brute Force	21-8000DP ¹
Tahoe	4.8L V8 F/I	Brute Force	21-8000DC ¹	Tahoe	4.8L V8 F/I	Brute Force	21-8000DP ¹
		Brute Force	21-8000DP ¹			Brute Force	21-8000DC ¹
Tahoe	5.3L V8 F/I	Brute Force	21-8000DC ¹	Tahoe	5.3L V8 F/I	Brute Force	21-8000DC ¹
		Brute Force	21-8000DP ¹			Brute Force	21-8000DP ¹
2001 CHEVROLET				2000 CHEVROLET			
Blazer	4.3L V6 F/I	Brute Force	21-8005DC ¹	Blazer	4.3L V6 F/I	Brute Force	21-8005DC ¹
		Brute Force	21-8005DP ¹			Brute Force	21-8005DP ¹
Cavalier	2.2L L4 F/I - Manual Trans also requires 20-445	Cold Air	21-447C ¹	C35	5.7L V8 F/I	Brute Force	21-8011DP ¹
		Cold Air	21-447B ¹		Brute Force	21-8011DC ¹	
		Cold Air	21-447P ¹	C2500	5.7L V8 F/I	Brute Force	21-8011DC ¹
		Cold Air	21-447R ¹		Brute Force	21-8011DP ¹	
				C3500	5.7L V8 F/I	Brute Force	21-8011DC ¹
					Brute Force	21-8011DP ¹	
Cavalier	2.4L L4 F/I - Manual Trans also requires 20-445	Short Ram	22-445B ¹	Cavalier	2.2L L4 F/I - Manual Trans also requires 20-445	Cold Air	21-447B ¹
		Short Ram	22-445R ¹			Cold Air	21-447P ¹
		Short Ram	22-445P ¹			Cold Air	21-447R ¹
		Short Ram	22-445B ¹			Cold Air	21-447C ¹
Cavalier	2.4L L4 F/I - w/Auto Trans.	Short Ram	22-445R ¹	Cavalier	2.4L L4 F/I - Manual Trans also requires 20-445	Short Ram	22-445B ¹
		Short Ram	22-445P ¹			Short Ram	22-445P ¹
		Short Ram	22-445B ¹			Short Ram	22-445R ¹
S10 Pickup	2.2L L4 F/I	Brute Force	21-8009DC ¹	Cavalier	2.4L L4 F/I - w/Auto Trans.	Short Ram	22-445B ¹
		Brute Force	21-8009DP ¹			Short Ram	22-445P ¹
S10 Pickup	4.3L V6 F/I	Brute Force	21-8005DC ¹			Short Ram	22-445R ¹
		Brute Force	21-8005DP ¹			Short Ram	22-445R ¹
Silverado 1500	4.8L V8 F/I	Brute Force	21-8000DC ¹	K2500	5.7L V8 F/I	Brute Force	21-8011DC ¹
		Brute Force	21-8000DP ¹		Brute Force	21-8011DP ¹	
Silverado 1500	5.3L V8 F/I	Brute Force	21-8000DP ¹	K3500	5.7L V8 F/I	Brute Force	21-8011DC ¹
		Brute Force	21-8000DC ¹		Brute Force	21-8011DP ¹	
Silverado 1500 HD	6.0L V8 F/I	Brute Force	21-8000DP ¹	S10 Pickup	2.2L L4 F/I	Brute Force	21-8009DP ¹
		Brute Force	21-8000DC ¹		Brute Force	21-8009DC ¹	
Silverado 2500	6.0L V8 F/I	Brute Force	21-8000DP ¹	S10 Pickup	4.3L V6 F/I	Brute Force	21-8005DP ¹
		Brute Force	21-8000DC ¹		Brute Force	21-8005DC ¹	
Silverado 2500 HD	6.0L V8 F/I	Brute Force	21-8000DP ¹	Silverado 1500	4.8L V8 F/I	Brute Force	21-8000DC ¹
		Brute Force	21-8000DC ¹		Brute Force	21-8000DP ¹	
Silverado 2500 HD	6.6L V8 DSL	Brute Force	21-8013DC ¹	Silverado 1500	5.3L V8 F/I	Brute Force	21-8000DP ¹
		Brute Force	21-8013DP ¹		Brute Force	21-8000DC ¹	
		Brute Force HD	21-9021DP ¹	Silverado 2500	5.3L V8 F/I	Brute Force	21-8000DP ¹
		Brute Force HD	21-9021DC ¹		Brute Force	21-8000DC ¹	
Silverado 2500 HD	8.1L V8 F/I	Brute Force	21-8014DC ¹	Silverado 2500	6.0L V8 F/I	Brute Force	21-8000DC ¹
		Brute Force	21-8014DP ¹		Brute Force	21-8000DP ¹	
Silverado 3500	6.0L V8 F/I	Brute Force	21-8000DC ¹	Silverado 2500	6.0L V8 F/I	Brute Force	21-8000DC ¹

1) Street legal in all US states. 2) Not legal for sale or use on any pollution controlled motor vehicle in California or states adopting California emission procedures. Part numbers ending in DP or P=Polished Aluminum tube, DC or C=Gunmetal Grey, R=Red, B=Blue, WR=Wrinkle Red, DS=Rotomolded tube.

CHEVROLET

AIR INTAKE SYSTEMS



Vehicle	Engine Type	Style	Part Number	Vehicle	Engine Type	Style	Part Number
2000 CHEVROLET				1999 CHEVROLET			
Silverado 2500	6.0L V8 F/I	Brute Force	21-8000DP ¹	K3500	5.7L V8 F/I	Brute Force	21-8011DC ¹
Suburban 1500	5.3L V8 F/I	Brute Force	21-8000DC ¹	S10 Pickup	2.2L L4 F/I	Brute Force	21-8009DP ¹
		Brute Force	21-8000DP ¹			Brute Force	21-8009DC ¹
Suburban 2500	6.0L V8 F/I	Brute Force	21-8000DP ¹	S10 Pickup	4.3L V6 F/I	Brute Force	21-8005DP ¹
		Brute Force	21-8000DC ¹			Brute Force	21-8005DC ¹
Tahoe	4.8L V8 F/I	Brute Force	21-8000DC ¹	Silverado 1500	4.8L V8 F/I	Brute Force	21-8000DP ¹
		Brute Force	21-8000DP ¹			Brute Force	21-8000DC ¹
Tahoe	5.3L V8 F/I	Brute Force	21-8000DC ¹	Silverado 1500	5.3L V8 F/I	Brute Force	21-8000DP ¹
		Brute Force	21-8000DP ¹			Brute Force	21-8000DC ¹
Tahoe	5.7L V8 F/I	Brute Force	21-8011DC ¹	Silverado 2500	5.3L V8 F/I	Brute Force	21-8000DP ¹
		Brute Force	21-8011DP ¹			Brute Force	21-8000DC ¹
1999 CHEVROLET				Silverado 2500	6.0L V8 F/I	Brute Force	21-8000DC ¹
Blazer	4.3L V6 F/I	Brute Force	21-8005DC ¹			Brute Force	21-8000DP ¹
		Brute Force	21-8005DP ¹	Tahoe	5.7L V8 F/I	Brute Force	21-8011DP ¹
C35	5.7L V8 F/I	Brute Force	21-8011DP ¹			Brute Force	21-8011DC ¹
		Brute Force	21-8011DC ¹	1998 CHEVROLET			
C1500	5.0L V8 F/I	Brute Force	21-8011DC ¹	Blazer	4.3L V6 F/I	Brute Force	21-8005DP ¹
		Brute Force	21-8011DP ¹			Brute Force	21-8005DC ¹
C1500	5.7L V8 F/I	Brute Force	21-8011DC ¹	C35	5.7L V8 F/I	Brute Force	21-8011DC ¹
		Brute Force	21-8011DP ¹			Brute Force	21-8011DP ¹
C1500 Suburban	5.7L V8 F/I	Brute Force	21-8011DP ¹	C1500	5.0L V8 F/I	Brute Force	21-8011DP ¹
		Brute Force	21-8011DC ¹			Brute Force	21-8011DC ¹
C2500	5.7L V8 F/I	Brute Force	21-8011DC ¹	C1500	5.7L V8 F/I	Brute Force	21-8011DC ¹
		Brute Force	21-8011DP ¹			Brute Force	21-8011DP ¹
C2500 Suburban	5.7L V8 F/I	Brute Force	21-8011DP ¹	C1500 Suburban	5.7L V8 F/I	Brute Force	21-8011DP ¹
		Brute Force	21-8011DC ¹			Brute Force	21-8011DC ¹
C3500	5.7L V8 F/I	Brute Force	21-8011DC ¹	C2500	5.0L V8 F/I	Brute Force	21-8011DP ¹
		Brute Force	21-8011DP ¹			Brute Force	21-8011DC ¹
Cavalier	2.2L L4 F/I - Manual Trans also requires 20-445	Cold Air	21-447B ¹	C2500	5.7L V8 F/I	Brute Force	21-8011DP ¹
		Cold Air	21-447P ¹			Brute Force	21-8011DC ¹
		Cold Air	21-447C ¹	C2500 Suburban	5.7L V8 F/I	Brute Force	21-8011DP ¹
		Cold Air	21-447R ¹			Brute Force	21-8011DC ¹
Cavalier	2.4L L4 F/I - Manual Trans also requires 20-445	Short Ram	22-446R ¹	C3500	5.7L V8 F/I	Brute Force	21-8011DC ¹
		Short Ram	22-446B ¹			Brute Force	21-8011DP ¹
		Short Ram	22-446P ¹	Cavalier	2.2L L4 F/I - Manual Trans also requires 20-445	Cold Air	21-447C ¹
Cavalier	2.4L L4 F/I - w/Auto Trans.	Short Ram	22-446B ¹			Cold Air	21-447B ¹
		Short Ram	22-446P ¹			Cold Air	21-447P ¹
		Short Ram	22-446R ¹			Cold Air	21-447R ¹
K1500	5.0L V8 F/I	Brute Force	21-8011DC ¹	Cavalier	2.4L L4 F/I - Manual Trans also requires 20-445	Short Ram	22-446B ¹
		Brute Force	21-8011DP ¹			Short Ram	22-446P ¹
K1500	5.7L V8 F/I	Brute Force	21-8011DC ¹			Short Ram	22-446R ¹
		Brute Force	21-8011DP ¹	Cavalier	2.4L L4 F/I - w/Auto Trans.	Short Ram	22-446R ¹
K1500 Suburban	5.7L V8 F/I	Brute Force	21-8011DP ¹			Short Ram	22-446P ¹
		Brute Force	21-8011DC ¹			Short Ram	22-446B ¹
K2500	5.7L V8 F/I	Brute Force	21-8011DC ¹	K1500	5.0L V8 F/I	Brute Force	21-8011DC ¹
		Brute Force	21-8011DP ¹			Brute Force	21-8011DP ¹
K2500 Suburban	5.7L V8 F/I	Brute Force	21-8011DP ¹	K1500	5.7L V8 F/I	Brute Force	21-8011DP ¹
		Brute Force	21-8011DC ¹			Brute Force	21-8011DC ¹
K3500	5.7L V8 F/I	Brute Force	21-8011DP ¹	K1500 Suburban	5.7L V8 F/I	Brute Force	21-8011DC ¹

1) Street legal in all US states. 2) Not legal for sale or use on any pollution controlled motor vehicle in California or states adopting California emission procedures. Part numbers ending in DP or P=Polished Aluminum tube, DC or C=Gunmetal Grey, R=Red, B=Blue, WR=Wrinkle Red, DS=Rotomolded tube.



AIR INTAKE SYSTEMS

CHEVROLET

Vehicle	Engine Type	Style	Part Number	Vehicle	Engine Type	Style	Part Number
1998 CHEVROLET				1997 CHEVROLET			
K1500 Suburban	5.7L V8 F/I	Brute Force	21-8011DP ¹	S10 Pickup	4.3L V6 F/I	Brute Force	21-8005DC ¹
K2500	5.0L V8 F/I	Brute Force	21-8011DC ¹	Tahoe	5.7L V8 F/I	Brute Force	21-8011DP ¹
		Brute Force	21-8011DP ¹			Brute Force	21-8011DC ¹
K2500	5.7L V8 F/I	Brute Force	21-8011DC ¹	1996 CHEVROLET			
		Brute Force	21-8011DP ¹	Blazer	4.3L V6 F/I	Brute Force	21-8005DP ¹
K2500 Suburban	5.7L V8 F/I	Brute Force	21-8011DP ¹			Brute Force	21-8005DC ¹
		Brute Force	21-8011DC ¹	C35	5.7L V8 F/I	Brute Force	21-8011DP ¹
K3500	5.7L V8 F/I	Brute Force	21-8011DC ¹			Brute Force	21-8011DC ¹
		Brute Force	21-8011DP ¹	C1500	5.0L V8 F/I	Brute Force	21-8011DC ¹
S10 Pickup	2.2L L4 F/I	Brute Force	21-8009DP ¹			Brute Force	21-8011DP ¹
		Brute Force	21-8009DC ¹	C1500	5.7L V8 F/I	Brute Force	21-8011DP ¹
S10 Pickup	4.3L V6 F/I	Brute Force	21-8005DP ¹			Brute Force	21-8011DC ¹
		Brute Force	21-8005DC ¹	C1500 Suburban	5.7L V8 F/I	Brute Force	21-8011DP ¹
Tahoe	5.7L V8 F/I	Brute Force	21-8011DC ¹			Brute Force	21-8011DC ¹
		Brute Force	21-8011DP ¹	C2500	5.0L V8 F/I	Brute Force	21-8011DP ¹
1997 CHEVROLET						Brute Force	21-8011DC ¹
Blazer	4.3L V6 F/I	Brute Force	21-8005DC ¹	C2500	5.7L V8 F/I	Brute Force	21-8011DC ¹
		Brute Force	21-8005DP ¹			Brute Force	21-8011DP ¹
C35	5.7L V8 F/I	Brute Force	21-8011DC ¹	C2500 Suburban	5.7L V8 F/I	Brute Force	21-8011DP ¹
		Brute Force	21-8011DP ¹			Brute Force	21-8011DC ¹
C1500	5.0L V8 F/I	Brute Force	21-8011DP ¹	C3500	5.7L V8 F/I	Brute Force	21-8011DP ¹
		Brute Force	21-8011DC ¹			Brute Force	21-8011DC ¹
C1500	5.7L V8 F/I	Brute Force	21-8011DC ¹	Cavalier	2.4L L4 F/I - Manual Trans also requires 20-445	Short Ram	22-446P ¹
		Brute Force	21-8011DP ¹			Short Ram	22-446B ¹
C1500 Suburban	5.7L V8 F/I	Brute Force	21-8011DC ¹			Short Ram	22-446R ¹
		Brute Force	21-8011DP ¹	Cavalier	2.4L L4 F/I - w/Auto Trans.	Short Ram	22-446R ¹
C2500	5.0L V8 F/I	Brute Force	21-8011DP ¹			Short Ram	22-446P ¹
		Brute Force	21-8011DC ¹			Short Ram	22-446R ¹
C2500	5.7L V8 F/I	Brute Force	21-8011DC ¹	K1500	5.0L V8 F/I	Brute Force	21-8011DP ¹
		Brute Force	21-8011DP ¹			Brute Force	21-8011DC ¹
C2500 Suburban	5.7L V8 F/I	Brute Force	21-8011DP ¹	K1500	5.7L V8 F/I	Brute Force	21-8011DC ¹
		Brute Force	21-8011DC ¹			Brute Force	21-8011DP ¹
C3500	5.7L V8 F/I	Brute Force	21-8011DP ¹	K1500 Suburban	5.7L V8 F/I	Brute Force	21-8011DP ¹
		Brute Force	21-8011DC ¹			Brute Force	21-8011DC ¹
Cavalier	2.4L L4 F/I - Manual Trans also requires 20-445	Short Ram	22-446B ¹	K2500	5.0L V8 F/I	Brute Force	21-8011DP ¹
		Short Ram	22-446P ¹			Brute Force	21-8011DC ¹
		Short Ram	22-446R ¹	K2500	5.7L V8 F/I	Brute Force	21-8011DC ¹
Cavalier	2.4L L4 F/I - w/Auto Trans.	Short Ram	22-446B ¹			Brute Force	21-8011DP ¹
		Short Ram	22-446P ¹	K2500 Suburban	5.7L V8 F/I	Brute Force	21-8011DP ¹
		Short Ram	22-446R ¹			Brute Force	21-8011DC ¹
K1500	5.0L V8 F/I	Brute Force	21-8011DC ¹	K3500	5.7L V8 F/I	Brute Force	21-8011DC ¹
		Brute Force	21-8011DP ¹			Brute Force	21-8011DP ¹
K1500	5.7L V8 F/I	Brute Force	21-8011DP ¹	S10 Pickup	4.3L V6 F/I	Brute Force	21-8005DC ¹
		Brute Force	21-8011DC ¹			Brute Force	21-8005DP ¹
K1500 Suburban	5.7L V8 F/I	Brute Force	21-8011DC ¹	Tahoe	5.7L V8 F/I	Brute Force	21-8011DP ¹
		Brute Force	21-8011DP ¹			Brute Force	21-8011DC ¹
K2500	5.0L V8 F/I	Brute Force	21-8011DP ¹	1995 CHEVROLET			
		Brute Force	21-8011DC ¹	C35	5.7L V8 F/I	Brute Force	21-8001DP ¹
K2500	5.7L V8 F/I	Brute Force	21-8011DC ¹			Brute Force	21-8001DC ¹
		Brute Force	21-8011DP ¹	C1500	5.0L V8 F/I	Brute Force	21-8001DP ¹
K2500 Suburban	5.7L V8 F/I	Brute Force	21-8011DC ¹			Brute Force	21-8001DC ¹
		Brute Force	21-8011DP ¹	C1500	5.7L V8 F/I	Brute Force	21-8001DC ¹
K3500	5.7L V8 F/I	Brute Force	21-8011DP ¹			Brute Force	21-8001DP ¹
		Brute Force	21-8011DC ¹	C1500 Suburban	5.7L V8 F/I	Brute Force	21-8001DP ¹
S10 Pickup	4.3L V6 F/I	Brute Force	21-8005DP ¹			Brute Force	21-8001DC ¹

1) Street legal in all US states. 2) Not legal for sale or use on any pollution controlled motor vehicle in California or states adopting California emission procedures. Part numbers ending in DP or P=Polished Aluminum tube, DC or C=Gunmetal Grey, R=Red, B=Blue, WR=Wrinkle Red, DS=Rotomolded tube.



Vehicle	Engine Type	Style	Part Number	Vehicle	Engine Type	Style	Part Number
1995 CHEVROLET				1993 CHEVROLET			
C1500 Suburban	5.7L V8 F/I	Brute Force	21-8001DC ¹	C1500	5.7L V8 F/I	Brute Force	21-8001DP ¹
C2500	5.0L V8 F/I	Brute Force	21-8001DP ¹			Brute Force	21-8001DC ¹
		Brute Force	21-8001DC ¹	C1500 Suburban	5.7L V8 F/I	Brute Force	21-8001DC ¹
C2500	5.7L V8 F/I	Brute Force	21-8001DC ¹			Brute Force	21-8001DP ¹
		Brute Force	21-8001DP ¹	C2500	5.0L V8 F/I	Brute Force	21-8001DC ¹
C2500 Suburban	5.7L V8 F/I	Brute Force	21-8001DC ¹			Brute Force	21-8001DP ¹
		Brute Force	21-8001DP ¹	C2500	5.7L V8 F/I	Brute Force	21-8001DC ¹
C3500	5.7L V8 F/I	Brute Force	21-8001DC ¹			Brute Force	21-8001DP ¹
		Brute Force	21-8001DP ¹	C2500 Suburban	5.7L V8 F/I	Brute Force	21-8001DP ¹
K1500	5.0L V8 F/I	Brute Force	21-8001DC ¹			Brute Force	21-8001DC ¹
		Brute Force	21-8001DP ¹	C3500	5.7L V8 F/I	Brute Force	21-8001DC ¹
K1500	5.7L V8 F/I	Brute Force	21-8001DC ¹			Brute Force	21-8001DP ¹
		Brute Force	21-8001DP ¹	K1500	5.0L V8 F/I	Brute Force	21-8001DC ¹
K1500 Suburban	5.7L V8 F/I	Brute Force	21-8001DP ¹			Brute Force	21-8001DP ¹
		Brute Force	21-8001DC ¹	K1500	5.7L V8 F/I	Brute Force	21-8001DC ¹
K2500	5.0L V8 F/I	Brute Force	21-8001DC ¹			Brute Force	21-8001DP ¹
		Brute Force	21-8001DP ¹	K1500 Suburban	5.7L V8 F/I	Brute Force	21-8001DC ¹
K2500	5.7L V8 F/I	Brute Force	21-8001DP ¹			Brute Force	21-8001DP ¹
		Brute Force	21-8001DC ¹	K2500	5.0L V8 F/I	Brute Force	21-8001DC ¹
K2500 Suburban	5.7L V8 F/I	Brute Force	21-8001DC ¹			Brute Force	21-8001DP ¹
		Brute Force	21-8001DP ¹	K2500	5.7L V8 F/I	Brute Force	21-8001DC ¹
K3500	5.7L V8 F/I	Brute Force	21-8001DP ¹			Brute Force	21-8001DP ¹
		Brute Force	21-8001DC ¹	K2500 Suburban	5.7L V8 F/I	Brute Force	21-8001DP ¹
Tahoe	5.7L V8 F/I	Brute Force	21-8001DC ¹			Brute Force	21-8001DC ¹
		Brute Force	21-8001DP ¹	K3500	5.7L V8 F/I	Brute Force	21-8001DP ¹
						Brute Force	21-8001DC ¹
1994 CHEVROLET				1992 CHEVROLET			
Blazer	5.7L V8 F/I	Brute Force	21-8001DC ¹	Blazer	5.7L V8 F/I	Brute Force	21-8001DC ¹
		Brute Force	21-8001DP ¹			Brute Force	21-8001DP ¹
C1500	5.0L V8 F/I	Brute Force	21-8001DC ¹	C1500	5.0L V8 F/I	Brute Force	21-8001DC ¹
		Brute Force	21-8001DP ¹			Brute Force	21-8001DP ¹
C1500	5.7L V8 F/I	Brute Force	21-8001DC ¹	C1500	5.7L V8 F/I	Brute Force	21-8001DC ¹
		Brute Force	21-8001DP ¹			Brute Force	21-8001DP ¹
C1500 Suburban	5.7L V8 F/I	Brute Force	21-8001DC ¹	C1500 Suburban	5.7L V8 F/I	Brute Force	21-8001DC ¹
		Brute Force	21-8001DP ¹			Brute Force	21-8001DP ¹
C2500	5.0L V8 F/I	Brute Force	21-8001DP ¹	C2500	5.0L V8 F/I	Brute Force	21-8001DC ¹
		Brute Force	21-8001DC ¹			Brute Force	21-8001DP ¹
C2500	5.7L V8 F/I	Brute Force	21-8001DP ¹	C2500	5.7L V8 F/I	Brute Force	21-8001DC ¹
		Brute Force	21-8001DC ¹			Brute Force	21-8001DP ¹
C2500 Suburban	5.7L V8 F/I	Brute Force	21-8001DC ¹	C2500 Suburban	5.7L V8 F/I	Brute Force	21-8001DC ¹
		Brute Force	21-8001DP ¹			Brute Force	21-8001DP ¹
C3500	5.7L V8 F/I	Brute Force	21-8001DC ¹	C3500	5.7L V8 F/I	Brute Force	21-8001DC ¹
		Brute Force	21-8001DP ¹			Brute Force	21-8001DC ¹
K1500	5.0L V8 F/I	Brute Force	21-8001DC ¹	K1500	5.0L V8 F/I	Brute Force	21-8001DC ¹
		Brute Force	21-8001DP ¹			Brute Force	21-8001DP ¹
K1500	5.7L V8 F/I	Brute Force	21-8001DC ¹	K1500	5.7L V8 F/I	Brute Force	21-8001DC ¹
		Brute Force	21-8001DP ¹			Brute Force	21-8001DP ¹
K1500 Suburban	5.7L V8 F/I	Brute Force	21-8001DP ¹	K1500 Suburban	5.7L V8 F/I	Brute Force	21-8001DP ¹
		Brute Force	21-8001DC ¹			Brute Force	21-8001DC ¹
K2500	5.0L V8 F/I	Brute Force	21-8001DP ¹	K2500	5.0L V8 F/I	Brute Force	21-8001DC ¹
		Brute Force	21-8001DC ¹			Brute Force	21-8001DP ¹
K2500	5.7L V8 F/I	Brute Force	21-8001DC ¹	K2500	5.7L V8 F/I	Brute Force	21-8001DC ¹
		Brute Force	21-8001DP ¹			Brute Force	21-8001DP ¹
K2500 Suburban	5.7L V8 F/I	Brute Force	21-8001DP ¹	K2500 Suburban	5.7L V8 F/I	Brute Force	21-8001DC ¹
		Brute Force	21-8001DC ¹			Brute Force	21-8001DP ¹
K3500	5.7L V8 F/I	Brute Force	21-8001DP ¹	K3500	5.7L V8 F/I	Brute Force	21-8001DC ¹
		Brute Force	21-8001DC ¹			Brute Force	21-8001DP ¹
1993 CHEVROLET				1991 CHEVROLET			
Blazer	5.7L V8 F/I	Brute Force	21-8001DP ¹	C1500	5.0L V8 F/I	Brute Force	21-8001DP ¹
		Brute Force	21-8001DC ¹			Brute Force	21-8001DC ¹
C1500	5.0L V8 F/I	Brute Force	21-8001DC ¹	C1500	5.7L V8 F/I	Brute Force	21-8001DC ¹
		Brute Force	21-8001DP ¹			Brute Force	21-8001DP ¹

1) Street legal in all US states. 2) Not legal for sale or use on any pollution controlled motor vehicle in California or states adopting California emission procedures. Part numbers ending in DP or P=Polished Aluminum tube, DC or C=Gunmetal Grey, R=Red, B=Blue, WR=Wrinkle Red, DS=Rotomolded tube.



AIR INTAKE SYSTEMS

CHEVROLET

Vehicle	Engine Type	Style	Part Number	Vehicle	Engine Type	Style	Part Number
1991 CHEVROLET				1989 CHEVROLET			
C1500	5.7L V8 F/I	Brute Force	21-8001DP ¹	K2500	5.0L V8 F/I	Brute Force	21-8001DC ¹
C2500	5.0L V8 F/I	Brute Force	21-8001DC ¹			Brute Force	21-8001DP ¹
		Brute Force	21-8001DP ¹	K2500	5.7L V8 F/I	Brute Force	21-8001DC ¹
C2500	5.7L V8 F/I	Brute Force	21-8001DC ¹			Brute Force	21-8001DP ¹
		Brute Force	21-8001DP ¹	K3500	5.7L V8 F/I	Brute Force	21-8001DC ¹
C3500	5.7L V8 F/I	Brute Force	21-8001DP ¹			Brute Force	21-8001DP ¹
		Brute Force	21-8001DC ¹	R3500	5.7L V8 F/I	Brute Force	21-8001DP ¹
K1500	5.0L V8 F/I	Brute Force	21-8001DC ¹			Brute Force	21-8001DC ¹
		Brute Force	21-8001DP ¹	V3500	5.7L V8 F/I	Brute Force	21-8001DC ¹
K1500	5.7L V8 F/I	Brute Force	21-8001DC ¹			Brute Force	21-8001DP ¹
		Brute Force	21-8001DP ¹	1988 CHEVROLET			
K2500	5.0L V8 F/I	Brute Force	21-8001DC ¹	C1500	5.0L V8 F/I	Brute Force	21-8001DC ¹
		Brute Force	21-8001DP ¹			Brute Force	21-8001DP ¹
K2500	5.7L V8 F/I	Brute Force	21-8001DP ¹	C1500	5.7L V8 F/I	Brute Force	21-8001DP ¹
		Brute Force	21-8001DC ¹			Brute Force	21-8001DC ¹
K3500	5.7L V8 F/I	Brute Force	21-8001DC ¹	C2500	5.0L V8 F/I	Brute Force	21-8001DC ¹
		Brute Force	21-8001DP ¹			Brute Force	21-8001DP ¹
R3500	5.7L V8 F/I	Brute Force	21-8001DP ¹			Brute Force	21-8001DC ¹
		Brute Force	21-8001DC ¹	C2500	5.7L V8 F/I	Brute Force	21-8001DC ¹
V3500	5.7L V8 F/I	Brute Force	21-8001DC ¹			Brute Force	21-8001DP ¹
		Brute Force	21-8001DP ¹	C3500	5.7L V8 F/I	Brute Force	21-8001DP ¹
1990 CHEVROLET						Brute Force	21-8001DC ¹
C1500	5.0L V8 F/I	Brute Force	21-8001DP ¹			Brute Force	21-8001DP ¹
		Brute Force	21-8001DC ¹	K1500	5.0L V8 F/I	Brute Force	21-8001DC ¹
C1500	5.7L V8 F/I	Brute Force	21-8001DP ¹			Brute Force	21-8001DP ¹
		Brute Force	21-8001DC ¹	K1500	5.7L V8 F/I	Brute Force	21-8001DC ¹
C2500	5.0L V8 F/I	Brute Force	21-8001DP ¹			Brute Force	21-8001DP ¹
		Brute Force	21-8001DC ¹	K2500	5.0L V8 F/I	Brute Force	21-8001DP ¹
C2500	5.7L V8 F/I	Brute Force	21-8001DC ¹			Brute Force	21-8001DC ¹
		Brute Force	21-8001DP ¹	K2500	5.7L V8 F/I	Brute Force	21-8001DP ¹
C3500	5.7L V8 F/I	Brute Force	21-8001DP ¹			Brute Force	21-8001DC ¹
		Brute Force	21-8001DC ¹	K3500	5.7L V8 F/I	Brute Force	21-8001DC ¹
K1500	5.0L V8 F/I	Brute Force	21-8001DP ¹			Brute Force	21-8001DP ¹
		Brute Force	21-8001DC ¹	R20	5.0L V8 F/I	Brute Force	21-8001DP ¹
K1500	5.7L V8 F/I	Brute Force	21-8001DC ¹			Brute Force	21-8001DC ¹
		Brute Force	21-8001DP ¹	R20	5.7L V8 F/I	Brute Force	21-8001DC ¹
K2500	5.0L V8 F/I	Brute Force	21-8001DP ¹			Brute Force	21-8001DP ¹
		Brute Force	21-8001DC ¹	R30	5.7L V8 F/I	Brute Force	21-8001DP ¹
K2500	5.7L V8 F/I	Brute Force	21-8001DP ¹			Brute Force	21-8001DC ¹
		Brute Force	21-8001DC ¹	2016 CHRYSLER			
K3500	5.7L V8 F/I	Brute Force	21-8001DP ¹	200	2.4L L4 F/I - w/o Mass Air	Cold Air	21-753C ²
		Brute Force	21-8001DC ¹	2015 CHRYSLER			
R3500	5.7L V8 F/I	Brute Force	21-8001DC ¹	200	2.4L L4 F/I - w/o Mass Air	Cold Air	21-753C ²
		Brute Force	21-8001DP ¹	2010 CHRYSLER			
V3500	5.7L V8 F/I	Brute Force	21-8001DC ¹	300	3.5L V6 F/I	Brute Force	21-8213DP ¹
		Brute Force	21-8001DP ¹			Brute Force	21-8213DC ¹
1989 CHEVROLET				300C	5.7L V8 F/I	Brute Force	21-8208DC ¹
C1500	5.0L V8 F/I	Brute Force	21-8001DP ¹			Brute Force	21-8208DP ¹
		Brute Force	21-8001DC ¹	300C	6.1L V8 F/I	Brute Force	21-8219DC ¹
C1500	5.7L V8 F/I	Brute Force	21-8001DC ¹			Brute Force	21-8219DP ¹
		Brute Force	21-8001DP ¹	2009 CHRYSLER			
C2500	5.0L V8 F/I	Brute Force	21-8001DC ¹	300	3.5L V6 F/I	Brute Force	21-8213DC ¹
		Brute Force	21-8001DP ¹			Brute Force	21-8213DP ¹
C2500	5.7L V8 F/I	Brute Force	21-8001DP ¹	300C	5.7L V8 F/I	Brute Force	21-8208DC ¹
		Brute Force	21-8001DC ¹			Brute Force	21-8208DP ¹
C3500	5.7L V8 F/I	Brute Force	21-8001DC ¹	300C	6.1L V8 F/I	Brute Force	21-8219DP ¹
		Brute Force	21-8001DP ¹			Brute Force	21-8219DC ¹
K1500	5.0L V8 F/I	Brute Force	21-8001DC ¹	2008 CHRYSLER			
		Brute Force	21-8001DP ¹	300	3.5L V6 F/I	Brute Force	21-8213DC ¹
K1500	5.7L V8 F/I	Brute Force	21-8001DC ¹			Brute Force	21-8213DP ¹
		Brute Force	21-8001DP ¹				

1) Street legal in all US states. 2) Not legal for sale or use on any pollution controlled motor vehicle in California or states adopting California emission procedures. Part numbers ending in DP or P=Polished Aluminum tube, DC or C=Gunmetal Grey, R=Red, B=Blue, WR=Wrinkle Red, DS=Rotomolded tube.



Vehicle	Engine Type	Style	Part Number
2008 CHRYSLER			
300C	5.7L V8 F/I	Brute Force	21-8208DC ¹
		Brute Force	21-8208DP ¹
300C	6.1L V8 F/I	Brute Force	21-8219DC ¹
		Brute Force	21-8219DP ¹
Aspen	5.7L V8 F/I	Brute Force	21-8216DC ¹
		Brute Force	21-8216DP ¹

Vehicle	Engine Type	Style	Part Number
2007 CHRYSLER			
300	3.5L V6 F/I	Brute Force	21-8213DP ¹
		Brute Force	21-8213DC ¹
300C	5.7L V8 F/I	Brute Force	21-8208DC ¹
		Brute Force	21-8208DP ¹
300C	6.1L V8 F/I	Brute Force	21-8219DP ¹
		Brute Force	21-8219DC ¹
Aspen	5.7L V8 F/I	Brute Force	21-8216DC ¹
		Brute Force	21-8216DP ¹

Vehicle	Engine Type	Style	Part Number
2006 CHRYSLER			
300	3.5L V6 F/I	Brute Force	21-8213DP ¹
		Brute Force	21-8213DC ¹
300C	5.7L V8 F/I	Brute Force	21-8208DC ¹
		Brute Force	21-8208DP ¹
300C	6.1L V8 F/I	Brute Force	21-8219DP ¹
		Brute Force	21-8219DC ¹

Vehicle	Engine Type	Style	Part Number
2005 CHRYSLER			
300	3.5L V6 F/I	Brute Force	21-8213DC ¹
		Brute Force	21-8213DP ¹
300C	5.7L V8 F/I	Brute Force	21-8208DC ¹
		Brute Force	21-8208DP ¹
300C	6.1L V8 F/I	Brute Force	21-8219DC ¹
		Brute Force	21-8219DP ¹

Vehicle	Engine Type	Style	Part Number
2004 CHRYSLER			
PT Cruiser	2.4L L4 F/I - Turbo	Short Ram	22-427R ¹
		Short Ram	22-427P ¹
		Short Ram	22-427B ¹

Vehicle	Engine Type	Style	Part Number
2003 CHRYSLER			
PT Cruiser	2.4L L4 F/I - Turbo	Short Ram	22-427P ¹
		Short Ram	22-427R ¹
		Short Ram	22-427B ¹
Sebring	3.0L V6 F/I	Cold Air	21-432B ¹
		Cold Air	21-432C ¹
		Cold Air	21-432P ¹
		Cold Air	21-432R ¹

Vehicle	Engine Type	Style	Part Number
2002 CHRYSLER			
Neon	2.0L L4 F/I	Cold Air	21-422C ¹
		Cold Air	21-422P ¹
		Cold Air	21-422R ¹
		Cold Air	21-422B ¹
Sebring	3.0L V6 F/I	Cold Air	21-432C ¹
		Cold Air	21-432P ¹
		Cold Air	21-432R ¹
		Cold Air	21-432B ¹

Vehicle	Engine Type	Style	Part Number
2001 CHRYSLER			
Neon	2.0L L4 F/I	Cold Air	21-422C ¹
		Cold Air	21-422P ¹
		Cold Air	21-422R ¹
		Cold Air	21-422B ¹
Sebring	3.0L V6 F/I	Cold Air	21-432C ¹
		Cold Air	21-432P ¹
		Cold Air	21-432R ¹
		Cold Air	21-432B ¹

Vehicle	Engine Type	Style	Part Number
2000 CHRYSLER			
Neon	2.0L L4 F/I	Cold Air	21-422P ¹
		Cold Air	21-422B ¹
		Cold Air	21-422R ¹
		Cold Air	21-422C ¹

Vehicle	Engine Type	Style	Part Number
1997 CHRYSLER			
Neon	2.0L L4 F/I	Cold Air	21-420C ¹
		Cold Air	21-420P ¹

Vehicle	Engine Type	Style	Part Number
1996 CHRYSLER			
Neon	2.0L L4 F/I	Cold Air	21-420C ¹
		Cold Air	21-420P ¹

Vehicle	Engine Type	Style	Part Number
1995 CHRYSLER			
Neon	2.0L L4 F/I	Cold Air	21-420P ¹
		Cold Air	21-420C ¹

Vehicle	Engine Type	Style	Part Number
2015 DODGE			
Challenger	5.7L V8 F/I	Brute Force	21-8223DC ¹
		Brute Force	21-8223DP ¹
Charger	5.7L V8 F/I	Brute Force	21-8223DC ¹
		Brute Force	21-8223DP ¹

Vehicle	Engine Type	Style	Part Number
2014 DODGE			
Challenger	5.7L V8 F/I	Brute Force	21-8223DP ¹
		Brute Force	21-8223DC ¹
Charger	5.7L V8 F/I	Brute Force	21-8223DC ¹
		Brute Force	21-8223DP ¹
Dart	1.4L L4 F/I	Cold Air	21-722P ¹
		Cold Air	21-722C ¹
Durango	3.6L V6 F/I	Cold Air	21-8318DC ²
		Brute Force	21-8317DC ¹
Durango	5.7L V8 F/I	Brute Force	21-8317DC ¹
		Brute Force	21-8228DP ¹
Ram 1500	5.7L V8 F/I	Brute Force	21-8228DC ¹
		Brute Force	21-8228DP ¹

Vehicle	Engine Type	Style	Part Number
2013 DODGE			
Challenger	5.7L V8 F/I	Brute Force	21-8223DP ¹
		Brute Force	21-8223DC ¹
Charger	5.7L V8 F/I	Brute Force	21-8223DC ¹
		Brute Force	21-8223DP ¹
Dart	1.4L L4 F/I	Cold Air	21-722C ¹
		Cold Air	21-722P ¹
Durango	3.6L V6 F/I	Cold Air	21-8318DC ²
		Brute Force	21-8317DC ¹
Durango	5.7L V8 F/I	Brute Force	21-8317DC ¹
		Brute Force	21-8228DC ¹
Ram 1500	5.7L V8 F/I	Brute Force	21-8228DC ¹
		Brute Force	21-8228DP ¹

Vehicle	Engine Type	Style	Part Number
2012 DODGE			
Challenger	5.7L V8 F/I	Brute Force	21-8223DC ¹
		Brute Force	21-8223DP ¹
Charger	5.7L V8 F/I	Brute Force	21-8223DP ¹
		Brute Force	21-8223DC ¹
Durango	3.6L V6 F/I	Cold Air	21-8318DC ²
		Brute Force	21-8317DC ¹
Durango	5.7L V8 F/I	Brute Force	21-8317DC ¹
		Brute Force	21-8222DC ¹
Ram 1500	5.7L V8 F/I	Brute Force	21-8222DP ¹
		Brute Force HD	21-9227DS ¹
Ram 2500 Pickup	6.7L L6 DSL	Brute Force HD	21-9227DS ¹
Ram 3500 Pickup	6.7L L6 DSL	Brute Force HD	21-9227DS ¹

Vehicle	Engine Type	Style	Part Number
2011 DODGE			
Challenger	5.7L V8 F/I	Brute Force	21-8223DP ¹
		Brute Force	21-8223DC ¹
Charger	5.7L V8 F/I	Brute Force	21-8223DP ¹
		Brute Force	21-8223DC ¹
Durango	3.6L V6 F/I	Cold Air	21-8318DC ²
		Brute Force	21-8317DC ¹
Durango	5.7L V8 F/I	Brute Force	21-8317DC ¹
		Brute Force	21-8222DP ¹
Ram 1500	5.7L V8 F/I	Brute Force	21-8222DP ¹

1) Street legal in all US states. 2) Not legal for sale or use on any pollution controlled motor vehicle in California or states adopting California emission procedures. Part numbers ending in DP or P=Polished Aluminum tube, DC or C=Gunmetal Grey, R=Red, B=Blue, WR=Wrinkle Red, DS=Rotomolded tube.



AIR INTAKE SYSTEMS

DODGE

Vehicle	Engine Type	Style	Part Number	Vehicle	Engine Type	Style	Part Number
2011 DODGE				2008 DODGE			
Ram 1500	5.7L V8 F/I	Brute Force	21-8222DC ¹	Durango	5.7L V8 F/I	Brute Force	21-8216DC ¹
Ram 2500 Pickup	6.7L L6 DSL	Brute Force HD	21-9227DS ¹			Brute Force	21-8216DP ¹
Ram 3500 Pickup	6.7L L6 DSL	Brute Force HD	21-9227DS ¹	Magnum	3.5L V6 F/I	Brute Force	21-8213DC ¹
2010 DODGE						Brute Force	21-8213DP ¹
Caliber	2.0L L4 F/I	Cold Air	21-8217DP ¹	Magnum	5.7L V8 F/I	Brute Force	21-8208DC ¹
		Cold Air	21-8217DC ¹			Brute Force	21-8208DP ¹
Caliber	2.4L L4 F/I	Cold Air	21-8217DC ¹	Magnum	6.1L V8 F/I	Brute Force	21-8219DC ¹
		Cold Air	21-8217DP ¹			Brute Force	21-8219DP ¹
Challenger	3.5L V6 F/I	Cold Air	21-696C ¹	Ram 1500 Pickup	5.7L V8 F/I	Brute Force	21-8212DC ¹
		Cold Air	21-696P ¹			Brute Force	21-8212DP ¹
Challenger	5.7L V8 F/I	Brute Force	21-8223DP ¹	Ram 2500 Pickup	5.7L V8 F/I	Brute Force	21-8212DP ¹
		Brute Force	21-8223DC ¹			Brute Force	21-8212DC ¹
Challenger	6.1L V8 F/I	Brute Force	21-8223DP ¹	Ram 2500 Pickup	6.7L L6 DSL	Brute Force HD	21-9221DS ¹
		Brute Force	21-8223DC ¹	Ram 3500 Pickup	5.7L V8 F/I	Brute Force	21-8212DP ¹
Charger	3.5L V6 F/I	Cold Air	21-696C ¹			Brute Force	21-8212DC ¹
		Cold Air	21-696P ¹	Ram 3500 Pickup	6.7L L6 DSL	Brute Force HD	21-9221DS ¹
Charger	5.7L V8 F/I	Brute Force	21-8223DP ¹	2007 DODGE			
		Brute Force	21-8223DC ¹	Caliber	2.0L L4 F/I	Cold Air	21-8217DP ¹
Charger	6.1L V8 F/I	Brute Force	21-8223DP ¹			Cold Air	21-8217DC ¹
		Brute Force	21-8223DC ¹	Caliber	2.4L L4 F/I	Cold Air	21-8217DP ¹
Ram 1500 Pickup	5.7L V8 F/I	Brute Force	21-8222DC ¹			Cold Air	21-8217DC ¹
		Brute Force	21-8222DP ¹	Charger	3.5L V6 F/I	Brute Force	21-8213DP ¹
Ram 2500 Pickup	6.7L L6 DSL	Brute Force HD	21-9227DS ²			Brute Force	21-8213DC ¹
Ram 3500 Pickup	6.7L L6 DSL	Brute Force HD	21-9227DS ²	Charger	5.7L V8 F/I	Brute Force	21-8208DC ¹
2009 DODGE						Brute Force	21-8208DP ¹
Caliber	2.0L L4 F/I	Cold Air	21-8217DC ¹	Charger	6.1L V8 F/I	Brute Force	21-8219DC ¹
		Cold Air	21-8217DP ¹			Brute Force	21-8219DP ¹
Caliber	2.4L L4 F/I	Cold Air	21-8217DC ¹	Durango	5.7L V8 F/I	Brute Force	21-8216DP ¹
		Cold Air	21-8217DP ¹			Brute Force	21-8216DC ¹
Caliber SRT-4	2.4L L4 F/I	Cold Air	21-429DS ¹	Magnum	3.5L V6 F/I	Brute Force	21-8213DP ¹
Challenger	3.5L V6 F/I	Cold Air	21-696P ¹			Brute Force	21-8213DC ¹
		Cold Air	21-696C ¹	Magnum	5.7L V8 F/I	Brute Force	21-8208DP ¹
Challenger	5.7L V8 F/I	Brute Force	21-8223DC ¹			Brute Force	21-8208DC ¹
		Brute Force	21-8223DP ¹	Magnum	6.1L V8 F/I	Brute Force	21-8219DP ¹
Challenger	6.1L V8 F/I	Brute Force	21-8223DP ¹			Brute Force	21-8219DC ¹
		Brute Force	21-8223DC ¹	Nitro	3.7L V6 F/I	Brute Force	21-8218DP ¹
Charger	3.5L V6 F/I	Cold Air	21-696P ¹			Brute Force	21-8218DC ¹
		Cold Air	21-696C ¹	Nitro	4.0L V6 F/I	Brute Force	21-8220DC ¹
Charger	5.7L V8 F/I	Brute Force	21-8223DC ¹			Brute Force	21-8220DP ¹
		Brute Force	21-8223DP ¹	Ram 1500 Pickup	5.7L V8 F/I	Brute Force	21-8212DC ¹
Charger	6.1L V8 F/I	Brute Force	21-8223DP ¹			Brute Force	21-8212DP ¹
		Brute Force	21-8223DC ¹	Ram 2500 Pickup	5.7L V8 F/I	Brute Force	21-8212DC ¹
Ram 1500 Pickup	5.7L V8 F/I	Brute Force	21-8222DP ¹			Brute Force	21-8212DP ¹
		Brute Force	21-8222DC ¹	Ram 2500 Pickup	6.7L L6 DSL	Brute Force HD	21-9221DS ¹
Ram 2500 Pickup	6.7L L6 DSL	Brute Force HD	21-9221DS ¹	Ram 3500 Pickup	5.7L V8 F/I	Brute Force	21-8212DC ¹
Ram 3500 Pickup	6.7L L6 DSL	Brute Force HD	21-9221DS ¹			Brute Force	21-8212DP ¹
2008 DODGE				Ram 3500 Pickup	6.7L L6 DSL	Brute Force HD	21-9221DS ¹
Caliber	2.0L L4 F/I	Cold Air	21-8217DP ¹	2006 DODGE			
		Cold Air	21-8217DC ¹	Charger	3.5L V6 F/I	Brute Force	21-8213DP ¹
Caliber	2.4L L4 F/I	Cold Air	21-8217DC ¹			Brute Force	21-8213DC ¹
		Cold Air	21-8217DP ¹	Charger	5.7L V8 F/I	Brute Force	21-8208DC ¹
Caliber SRT-4	2.4L L4 F/I	Cold Air	21-429DS ¹			Brute Force	21-8208DP ¹
Challenger	6.1L V8 F/I	Brute Force	21-8223DP ¹	Charger	6.1L V8 F/I	Brute Force	21-8219DP ¹
		Brute Force	21-8223DC ¹			Brute Force	21-8219DC ¹
Charger	3.5L V6 F/I	Brute Force	21-8213DC ¹	Dakota	4.7L V8 F/I	Brute Force	21-8209DP ¹
		Brute Force	21-8213DP ¹			Brute Force	21-8209DC ¹
Charger	5.7L V8 F/I	Brute Force	21-8208DC ¹	Magnum	3.5L V6 F/I	Brute Force	21-8213DP ¹
		Brute Force	21-8208DP ¹			Brute Force	21-8213DC ¹
Charger	6.1L V8 F/I	Brute Force	21-8219DP ¹	Magnum	5.7L V8 F/I	Brute Force	21-8208DP ¹
		Brute Force	21-8219DC ¹			Brute Force	21-8208DC ¹
		Brute Force	21-8219DC ¹	Magnum	6.1L V8 F/I	Brute Force	21-8219DP ¹

1) Street legal in all US states. 2) Not legal for sale or use on any pollution controlled motor vehicle in California or states adopting California emission procedures. Part numbers ending in DP or P=Polished Aluminum tube, DC or C=Gunmetal Grey, R=Red, B=Blue, WR=Wrinkle Red, DS=Rotomolded tube.



Vehicle	Engine Type	Style	Part Number	Vehicle	Engine Type	Style	Part Number
2006 DODGE				2004 DODGE			
Magnum	6.1L V8 F/I	Brute Force	21-8219DC ¹	Neon SRT-4	2.4L L4 F/I - 22-425	Cold Air	21-426P ¹
Ram 1500 Pickup	3.7L V6 F/I	Brute Force	21-8214DP ¹				
		Brute Force	21-8214DC ¹				
Ram 1500 Pickup	5.7L V8 F/I	Brute Force	21-8212DC ¹			Cold Air	21-426R ¹
		Brute Force	21-8212DP ¹				
Ram 2500 Pickup	5.7L V8 F/I	Brute Force	21-8212DC ¹	Ram 1500 Pickup	4.7L V8 F/I	Brute Force	21-8205DC ¹
		Brute Force	21-8212DP ¹			Brute Force	21-8205DP ¹
Ram 2500 Pickup	5.9L L6 DSL	Brute Force	21-8211DC ¹	Ram 1500 Pickup	5.7L V8 F/I	Brute Force	21-8203DC ¹
		Brute Force	21-8211DP ¹			Brute Force	21-8203DP ¹
		Brute Force HD	21-9211DC ¹	Ram 2500 Pickup	5.7L V8 F/I	Brute Force	21-8203DC ¹
		Brute Force HD	21-9211DP ¹			Brute Force	21-8203DP ¹
Ram 3500 Pickup	5.7L V8 F/I	Brute Force	21-8212DC ¹	Ram 2500 Pickup	5.9L L6 DSL	Brute Force	21-8211DC ¹
		Brute Force	21-8212DP ¹			Brute Force	21-8211DP ¹
Ram 3500 Pickup	5.9L L6 DSL	Brute Force	21-8211DC ¹			Brute Force HD	21-9211DC ¹
		Brute Force	21-8211DP ¹			Brute Force HD	21-9211DP ¹
		Brute Force HD	21-9211DC ¹	Ram 3500 Pickup	5.7L V8 F/I	Brute Force	21-8203DC ¹
		Brute Force HD	21-9211DP ¹			Brute Force	21-8203DP ¹
2005 DODGE				Ram 3500 Pickup	5.9L L6 DSL	Brute Force	21-8211DC ¹
Dakota	4.7L V8 F/I	Brute Force	21-8209DC ¹			Brute Force	21-8211DP ¹
		Brute Force	21-8209DP ¹			Brute Force HD	21-9211DC ¹
Durango	5.7L V8 F/I	Brute Force	21-8207DC ¹			Brute Force HD	21-9211DP ¹
Magnum	3.5L V6 F/I	Brute Force	21-8213DC ¹	2003 DODGE			
		Brute Force	21-8213DP ¹	Durango	5.9L V8 F/I - Exc. Cruise Control	Brute Force	21-8200DC ¹
Magnum	5.7L V8 F/I	Brute Force	21-8208DC ¹			Brute Force	21-8200DP ¹
		Brute Force	21-8208DP ¹	Neon	2.0L L4 F/I	Cold Air	21-422B ¹
Neon SRT-4	2.4L L4 F/I	Cold Air	21-425B ¹			Cold Air	21-422C ¹
		Cold Air	21-425C ¹			Cold Air	21-422P ¹
		Cold Air	21-425P ¹			Cold Air	21-422R ¹
		Cold Air	21-425R ¹	Neon R/T	2.0L L4 F/I	Cold Air	21-424C ¹
		Short Ram	22-425B ¹			Cold Air	21-424P ¹
		Short Ram	22-425P ¹	Neon SRT-4	2.4L L4 F/I	Cold Air	21-425B ¹
		Short Ram	22-425R ¹			Cold Air	21-425C ¹
Neon SRT-4	2.4L L4 F/I - 22-425	Cold Air	21-426P ¹			Cold Air	21-425P ¹
	required for installation					Cold Air	21-425R ¹
		Cold Air	21-426R ¹			Short Ram	22-425B ¹
						Short Ram	22-425P ¹
Ram 1500 Pickup	5.7L V8 F/I	Brute Force	21-8203DC ¹			Short Ram	22-425R ¹
		Brute Force	21-8203DP ¹	Neon SRT-4	2.4L L4 F/I - 22-425	Cold Air	21-426P ¹
Ram 2500 Pickup	5.7L V8 F/I	Brute Force	21-8203DC ¹				
		Brute Force	21-8203DP ¹				
Ram 2500 Pickup	5.9L L6 DSL	Brute Force	21-8211DC ¹			Cold Air	21-426R ¹
		Brute Force	21-8211DP ¹				
		Brute Force HD	21-9211DC ¹	Ram 1500 Pickup	4.7L V8 F/I	Brute Force	21-8205DC ¹
		Brute Force HD	21-9211DP ¹			Brute Force	21-8205DP ¹
Ram 3500 Pickup	5.7L V8 F/I	Brute Force	21-8203DC ¹	Ram 1500 Pickup	5.7L V8 F/I	Brute Force	21-8203DC ¹
		Brute Force	21-8203DP ¹			Brute Force	21-8203DP ¹
Ram 3500 Pickup	5.9L L6 DSL	Brute Force	21-8211DC ¹	Ram 2500 Pickup	5.7L V8 F/I	Brute Force	21-8203DC ¹
		Brute Force	21-8211DP ¹			Brute Force	21-8203DP ¹
		Brute Force HD	21-9211DC ¹	Ram 2500 Pickup	5.9L L6 DSL	Brute Force	21-8211DC ¹
		Brute Force HD	21-9211DP ¹			Brute Force	21-8211DP ¹
						Brute Force HD	21-9211DC ¹
						Brute Force HD	21-9211DP ¹
2004 DODGE				Ram 3500 Pickup	5.7L V8 F/I	Brute Force	21-8203DC ¹
Durango	5.7L V8 F/I	Brute Force	21-8207DC ¹			Brute Force	21-8203DP ¹
Neon SRT-4	2.4L L4 F/I	Cold Air	21-425B ¹	Ram 3500 Pickup	5.9L L6 DSL	Brute Force	21-8211DC ¹
		Cold Air	21-425C ¹			Brute Force	21-8211DP ¹
		Cold Air	21-425P ¹			Brute Force HD	21-9211DC ¹
		Cold Air	21-425R ¹			Brute Force HD	21-9211DP ¹
		Short Ram	22-425B ¹	Stratus	3.0L V6 F/I	Cold Air	21-432B ¹
		Short Ram	22-425P ¹			Cold Air	21-432C ¹
		Short Ram	22-425R ¹				

1) Street legal in all US states. 2) Not legal for sale or use on any pollution controlled motor vehicle in California or states adopting California emission procedures. Part numbers ending in DP or P=Polished Aluminum tube, DC or C=Gunmetal Grey, R=Red, B=Blue, WR=Wrinkle Red, DS=Rotomolded tube.



AIR INTAKE SYSTEMS

DODGE

Vehicle	Engine Type	Style	Part Number	Vehicle	Engine Type	Style	Part Number
2003 DODGE				2001 DODGE			
Stratus	3.0L V6 F/I	Cold Air	21-432P ¹	Stratus	3.0L V6 F/I	Cold Air	21-432B ¹
		Cold Air	21-432R ¹			Cold Air	21-432C ¹
		Short Ram	22-432B ¹			Cold Air	21-432P ¹
		Short Ram	22-432P ¹			Cold Air	21-432R ¹
		Short Ram	22-432R ¹			Short Ram	22-432B ¹
		Short Ram	22-432P ¹			Short Ram	22-432P ¹
		Short Ram	22-432R ¹			Short Ram	22-432R ¹
2002 DODGE				2000 DODGE			
Durango	5.9L V8 F/I - Exc. Cruise Control	Brute Force	21-8200DC ¹	Durango	5.2L V8 F/I	Brute Force	21-8200DC ¹
		Brute Force	21-8200DP ¹			Brute Force	21-8200DP ¹
Neon	2.0L L4 F/I	Cold Air	21-422B ¹	Durango	5.9L V8 F/I - Exc. Cruise Control	Brute Force	21-8200DC ¹
		Cold Air	21-422C ¹			Brute Force	21-8200DP ¹
		Cold Air	21-422P ¹				
		Cold Air	21-422R ¹				
Neon ACR	2.0L L4 F/I	Cold Air	21-424C ¹	Neon	2.0L L4 F/I	Cold Air	21-422B ¹
		Cold Air	21-424P ¹			Cold Air	21-422C ¹
Neon R/T	2.0L L4 F/I	Cold Air	21-424C ¹	Ram 1500 Pickup	5.2L V8 F/I	Cold Air	21-422P ¹
		Cold Air	21-424P ¹			Cold Air	21-422R ¹
Ram 2500 Pickup	5.9L L6 DSL	Brute Force	21-8204DC ¹	Ram 1500 Pickup	5.9L V8 F/I	Brute Force	21-8202DC ¹
		Brute Force	21-8204DP ¹			Brute Force	21-8202DP ¹
		Brute Force HD	21-9210DC ¹			Brute Force	21-8202DC ¹
Ram 2500 Pickup	5.9L V8 F/I	Brute Force HD	21-9210DP ¹	Ram 1500 Pickup	5.9L V8 F/I	Brute Force	21-8202DP ¹
		Brute Force	21-8202DC ¹			Brute Force	21-8202DC ¹
		Brute Force	21-8202DP ¹			Brute Force	21-8202DP ¹
Ram 2500 Pickup	5.9L V8 F/I	Brute Force	21-8202DC ¹	Ram 2500 Pickup	5.9L L6 DSL	Brute Force	21-8204DC ¹
		Brute Force	21-8202DP ¹			Brute Force	21-8204DP ¹
		Brute Force HD	21-9210DC ¹			Brute Force HD	21-9210DC ¹
Ram 3500 Pickup	5.9L L6 DSL	Brute Force HD	21-9210DP ¹	Ram 2500 Pickup	5.9L V8 F/I	Brute Force HD	21-9210DP ¹
		Brute Force	21-8204DC ¹			Brute Force	21-8202DC ¹
		Brute Force	21-8204DP ¹			Brute Force	21-8202DP ¹
Stratus	3.0L V6 F/I	Cold Air	21-432B ¹	Ram 3500 Pickup	5.9L L6 DSL	Brute Force	21-8204DC ¹
		Cold Air	21-432C ¹			Brute Force	21-8204DP ¹
		Cold Air	21-432P ¹			Brute Force HD	21-9210DC ¹
		Cold Air	21-432R ¹			Brute Force HD	21-9210DP ¹
		Short Ram	22-432B ¹				
		Short Ram	22-432P ¹				
		Short Ram	22-432R ¹				
2001 DODGE				1999 DODGE			
Durango	5.9L V8 F/I - Exc. Cruise Control	Brute Force	21-8200DC ¹	Durango	5.2L V8 F/I	Brute Force	21-8200DC ¹
		Brute Force	21-8200DP ¹			Brute Force	21-8200DP ¹
Neon	2.0L L4 F/I	Cold Air	21-422B ¹	Neon	2.0L L4 F/I - DOHC	Cold Air	21-420C ¹
		Cold Air	21-422C ¹			Cold Air	21-420P ¹
		Cold Air	21-422P ¹				
		Cold Air	21-422R ¹				
Neon ACR	2.0L L4 F/I	Cold Air	21-424C ¹	Ram 1500 Pickup	5.2L V8 F/I	Brute Force	21-8202DC ¹
		Cold Air	21-424P ¹			Brute Force	21-8202DP ¹
Neon R/T	2.0L L4 F/I	Cold Air	21-424C ¹	Ram 1500 Pickup	5.9L V8 F/I	Brute Force	21-8202DC ¹
		Cold Air	21-424P ¹			Brute Force	21-8202DP ¹
Ram 1500 Pickup	5.2L V8 F/I	Brute Force	21-8202DC ¹	Ram 2500 Pickup	5.9L L6 DSL	Brute Force	21-8204DC ¹
		Brute Force	21-8202DP ¹			Brute Force	21-8204DP ¹
Ram 1500 Pickup	5.9L V8 F/I	Brute Force	21-8202DC ¹	Ram 2500 Pickup	5.9L V8 F/I	Brute Force HD	21-9210DC ¹
		Brute Force	21-8202DP ¹			Brute Force HD	21-9210DP ¹
		Brute Force	21-8202DC ¹			Brute Force	21-8202DC ¹
Ram 2500 Pickup	5.9L L6 DSL	Brute Force	21-8204DC ¹	Ram 3500 Pickup	5.9L L6 DSL	Brute Force	21-8204DC ¹
		Brute Force	21-8204DP ¹			Brute Force	21-8204DP ¹
		Brute Force HD	21-9210DC ¹			Brute Force HD	21-9210DC ¹
Ram 2500 Pickup	5.9L V8 F/I	Brute Force HD	21-9210DP ¹	Ram 3500 Pickup	5.9L L6 DSL	Brute Force	21-8204DC ¹
		Brute Force	21-8202DC ¹			Brute Force	21-8204DP ¹
		Brute Force	21-8202DP ¹			Brute Force HD	21-9210DC ¹
Ram 3500 Pickup	5.9L L6 DSL	Brute Force	21-8204DC ¹	Ram 3500 Pickup	5.9L L6 DSL	Brute Force HD	21-9210DP ¹
		Brute Force	21-8204DP ¹				
		Brute Force HD	21-9210DC ¹				
Ram 3500 Pickup	5.9L L6 DSL	Brute Force HD	21-9210DP ¹	1998 DODGE			
		Brute Force	21-8204DC ¹	Dakota	5.2L V8 F/I	Brute Force	21-8200DC ¹
		Brute Force	21-8204DP ¹			Brute Force	21-8200DP ¹
Ram 3500 Pickup	5.9L L6 DSL	Brute Force HD	21-9210DC ¹	Dakota	5.9L V8 F/I	Brute Force	21-8200DC ¹
		Brute Force	21-8204DC ¹			Brute Force	21-8200DP ¹
		Brute Force	21-8204DP ¹			Brute Force	21-8200DC ¹
Ram 3500 Pickup	5.9L L6 DSL	Brute Force	21-8204DC ¹	Durango	5.2L V8 F/I	Brute Force	21-8200DC ¹
		Brute Force	21-8204DP ¹			Brute Force	21-8200DP ¹
		Brute Force HD	21-9210DC ¹			Brute Force	21-8200DC ¹
Ram 3500 Pickup	5.9L L6 DSL	Brute Force HD	21-9210DP ¹	Neon	2.0L L4 F/I - DOHC	Cold Air	21-420C ¹
		Brute Force	21-8204DC ¹			Cold Air	21-420P ¹
		Brute Force	21-8204DP ¹			Brute Force	21-8202DC ¹

1) Street legal in all US states. 2) Not legal for sale or use on any pollution controlled motor vehicle in California or states adopting California emission procedures. Part numbers ending in DP or P=Polished Aluminum tube, DC or C=Gunmetal Grey, R=Red, B=Blue, WR=Wrinkle Red, DS=Rotomolded tube.



Vehicle	Engine Type	Style	Part Number
1998 DODGE			
Ram 1500 Pickup	5.2L V8 F/I	Brute Force	21-8202DP ¹
Ram 1500 Pickup	5.9L V8 F/I	Brute Force	21-8202DC ¹
		Brute Force	21-8202DP ¹
Ram 2500 Pickup	5.9L L6 DSL	Brute Force	21-8204DC ¹
		Brute Force	21-8204DP ¹
		Brute Force HD	21-9210DC ¹
		Brute Force HD	21-9210DP ¹
Ram 2500 Pickup	5.9L V8 F/I	Brute Force	21-8202DC ¹
		Brute Force	21-8202DP ¹
Ram 3500 Pickup	5.9L L6 DSL	Brute Force	21-8204DC ¹
		Brute Force	21-8204DP ¹
		Brute Force HD	21-9210DC ¹
		Brute Force HD	21-9210DP ¹

1997 DODGE			
Dakota	5.2L V8 F/I	Brute Force	21-8200DC ¹
		Brute Force	21-8200DP ¹
Neon	2.0L L4 F/I - DOHC	Cold Air	21-420C ¹
		Cold Air	21-420P ¹
Ram 1500 Pickup	5.2L V8 F/I	Brute Force	21-8202DC ¹
		Brute Force	21-8202DP ¹
Ram 1500 Pickup	5.9L V8 F/I	Brute Force	21-8202DC ¹
		Brute Force	21-8202DP ¹
Ram 2500 Pickup	5.9L L6 DSL	Brute Force	21-8204DC ¹
		Brute Force	21-8204DP ¹
		Brute Force HD	21-9210DC ¹
		Brute Force HD	21-9210DP ¹
Ram 2500 Pickup	5.9L V8 F/I	Brute Force	21-8202DC ¹
		Brute Force	21-8202DP ¹
Ram 3500 Pickup	5.9L L6 DSL	Brute Force	21-8204DC ¹
		Brute Force	21-8204DP ¹
		Brute Force HD	21-9210DC ¹
		Brute Force HD	21-9210DP ¹

1996 DODGE			
Neon	2.0L L4 F/I - DOHC	Cold Air	21-420C ¹
		Cold Air	21-420P ¹
Ram 1500 Pickup	5.2L V8 F/I	Brute Force	21-8202DC ¹
		Brute Force	21-8202DP ¹
Ram 1500 Pickup	5.9L V8 F/I	Brute Force	21-8202DC ¹
		Brute Force	21-8202DP ¹
Ram 2500 Pickup	5.9L L6 DSL	Brute Force	21-8204DC ¹
		Brute Force	21-8204DP ¹
		Brute Force HD	21-9210DC ¹
		Brute Force HD	21-9210DP ¹
Ram 2500 Pickup	5.9L V8 F/I	Brute Force	21-8202DC ¹
		Brute Force	21-8202DP ¹
Ram 3500 Pickup	5.9L L6 DSL	Brute Force	21-8204DC ¹
		Brute Force	21-8204DP ¹
		Brute Force HD	21-9210DC ¹
		Brute Force HD	21-9210DP ¹

1995 DODGE			
Neon	2.0L L4 F/I - DOHC	Cold Air	21-420C ¹
		Cold Air	21-420P ¹
Ram 1500 Pickup	5.2L V8 F/I	Brute Force	21-8202DC ¹
		Brute Force	21-8202DP ¹
Ram 1500 Pickup	5.9L V8 F/I	Brute Force	21-8202DC ¹
		Brute Force	21-8202DP ¹
Ram 2500 Pickup	5.9L L6 DSL	Brute Force	21-8204DC ¹
		Brute Force	21-8204DP ¹
		Brute Force HD	21-9210DC ¹
		Brute Force HD	21-9210DP ¹

Vehicle	Engine Type	Style	Part Number
1995 DODGE			
Ram 2500 Pickup	5.9L V8 F/I	Brute Force	21-8202DC ¹
		Brute Force	21-8202DP ¹
Ram 3500 Pickup	5.9L L6 DSL	Brute Force	21-8204DC ¹
		Brute Force	21-8204DP ¹
		Brute Force HD	21-9210DC ¹
		Brute Force HD	21-9210DP ¹

1994 DODGE			
Ram 1500 Pickup	5.2L V8 F/I	Brute Force	21-8202DP ¹
		Brute Force	21-8202DC ¹
Ram 1500 Pickup	5.9L V8 F/I	Brute Force	21-8202DP ¹
		Brute Force	21-8202DC ¹
Ram 2500 Pickup	5.9L L6 DSL	Brute Force	21-8204DP ¹
		Brute Force HD	21-9210DP ¹
		Brute Force	21-8204DC ¹
		Brute Force HD	21-9210DC ¹
Ram 2500 Pickup	5.9L V8 F/I	Brute Force	21-8202DC ¹
		Brute Force	21-8202DP ¹
Ram 3500 Pickup	5.9L L6 DSL	Brute Force	21-8204DC ¹
		Brute Force HD	21-9210DP ¹
		Brute Force	21-8204DP ¹
		Brute Force HD	21-9210DC ¹

1998 EAGLE			
Talon	2.0L L4 F/I	Cold Air	21-430B ¹
		Cold Air	21-430C ¹
		Cold Air	21-430P ¹
		Cold Air	21-430R ¹
		Short Ram	22-430B ¹
		Short Ram	22-430P ¹
		Short Ram	22-430R ¹
Talon	2.0L L4 F/I - w/Manual Trans.	Dual Chamber	24-6030C ¹

1997 EAGLE			
Talon	2.0L L4 F/I	Cold Air	21-430B ¹
		Cold Air	21-430C ¹
		Cold Air	21-430P ¹
		Cold Air	21-430R ¹
		Short Ram	22-430B ¹
		Short Ram	22-430P ¹
		Short Ram	22-430R ¹
Talon	2.0L L4 F/I - w/Manual Trans.	Dual Chamber	24-6030C ¹

1996 EAGLE			
Talon	2.0L L4 F/I	Cold Air	21-430B ¹
		Cold Air	21-430C ¹
		Cold Air	21-430P ¹
		Cold Air	21-430R ¹
		Short Ram	22-430B ¹
		Short Ram	22-430P ¹
		Short Ram	22-430R ¹
Talon	2.0L L4 F/I - w/Manual Trans.	Dual Chamber	24-6030C ¹

1995 EAGLE			
Talon	2.0L L4 F/I	Cold Air	21-430B ¹
		Cold Air	21-430C ¹
		Cold Air	21-430P ¹
		Cold Air	21-430R ¹
		Short Ram	22-430B ¹
		Short Ram	22-430P ¹
		Short Ram	22-430R ¹
Talon	2.0L L4 F/I - w/Manual Trans.	Dual Chamber	24-6030C ¹

1) Street legal in all US states. 2) Not legal for sale or use on any pollution controlled motor vehicle in California or states adopting California emission procedures. Part numbers ending in DP or P=Polished Aluminum tube, DC or C=Gunmetal Grey, R=Red, B=Blue, WR=Wrinkle Red, DS=Rotomolded tube.



AIR INTAKE SYSTEMS

FORD

Vehicle	Engine Type	Style	Part Number	Vehicle	Engine Type	Style	Part Number
2017 FORD				2013 FORD			
Explorer	3.5L V6 F/I - Exc. Turbo	Cold Air	21-767C ²	Mustang	3.7L V6 F/I	Cold Air	21-8123DC ²
F150	2.7L V6 F/I	Cold Air	21-8128DC ²			Cold Air	21-8123DP ²
F150	5.0L V8 F/I	Cold Air	21-8129DC ²			Cold Air	22-686C ¹
Mustang	2.3L L4 F/I	Cold Air	21-740C ²	Mustang GT	5.0L V8 F/I	Cold Air	21-8122DC ²
2016 FORD						Cold Air	21-8122DP ²
						Cold Air	22-684C ¹
Explorer	3.5L V6 F/I - Exc. Turbo	Cold Air	21-767C ²	2012 FORD			
F150	2.7L V6 F/I	Cold Air	21-8128DC ²	Explorer	2.0L L4 F/I	Cold Air	21-756C ²
F150	3.5L V6 F/I - Turbo	Cold Air	21-8128DC ²	Explorer	3.5L V6 F/I	Cold Air	21-767C ²
F150	5.0L V8 F/I	Cold Air	21-8129DC ¹	F150	3.5L V6 F/I	Brute Force	21-8126DS ¹
Fusion	2.0L L4 F/I - Turbo	Cold Air	21-743C ²	F150	5.0L V8 F/I	Brute Force	21-8125DS ²
Mustang	2.3L L4 F/I	Cold Air	21-740C ¹	F250 Super Duty	6.7L V8 DSL	Brute Force HD	21-9124DS ¹
Mustang GT	5.0L V8 F/I	Cold Air	22-687C ¹	F350 Super Duty	6.7L V8 DSL	Brute Force HD	21-9124DS ¹
2015 FORD				F450 Super Duty	6.7L V8 DSL	Brute Force HD	21-9124DS ¹
Explorer	2.0L L4 F/I	Cold Air	21-756C ²	F550 Super Duty	6.7L V8 DSL	Brute Force HD	21-9124DS ¹
Explorer	3.5L V6 F/I - Exc. Turbo	Cold Air	21-767C ²	Fiesta	1.6L L4 F/I	Cold Air	21-703C ¹
F150	2.7L V6 F/I	Cold Air	21-8128DC ²			Cold Air	21-703P ¹
F150	3.5L V6 F/I - Turbo	Cold Air	21-8128DC ²	Focus	2.0L L4 F/I	Cold Air	21-702C ¹
F150	5.0L V8 F/I	Cold Air	21-8129DC ¹			Cold Air	21-702P ¹
Fiesta ST	1.6L L4 F/I	Cold Air	21-737WR ¹	Mustang	3.7L V6 F/I	Cold Air	21-8123DC ²
Fusion	1.6L L4 F/I	Cold Air	21-768C ²			Cold Air	21-8123DP ²
Fusion	2.0L L4 F/I - Turbo	Cold Air	21-743C ²			Cold Air	22-686C ¹
Mustang	2.3L L4 F/I	Cold Air	21-740C ¹	Mustang GT	5.0L V8 F/I	Cold Air	21-8122DC ²
Mustang	3.7L V6 F/I	Cold Air	21-755C ¹			Cold Air	21-8122DP ²
Mustang GT	5.0L V8 F/I	Cold Air	21-745C ²			Cold Air	22-684C ¹
		Cold Air	22-687C ¹	2011 FORD			
2014 FORD				Explorer	3.5L V6 F/I	Cold Air	21-767C ²
Explorer	2.0L L4 F/I	Cold Air	21-756C ²	F150	3.5L V6 F/I	Brute Force	21-8126DS ¹
Explorer	3.5L V6 F/I - Exc. Turbo	Cold Air	21-767C ²	F150	5.0L V8 F/I	Brute Force	21-8125DS ²
F150	3.5L V6 F/I	Brute Force	21-8126DS ¹	F250 Super Duty	6.7L V8 DSL	Brute Force HD	21-9124DS ¹
F150	5.0L V8 F/I	Brute Force	21-8125DS ²	F350 Super Duty	6.7L V8 DSL	Brute Force HD	21-9124DS ¹
F250 Super Duty	6.7L V8 DSL	Brute Force HD	21-9124DS ¹	F450 Super Duty	6.7L V8 DSL	Brute Force HD	21-9124DS ¹
F350 Super Duty	6.7L V8 DSL	Brute Force HD	21-9124DS ¹	F550 Super Duty	6.7L V8 DSL	Brute Force HD	21-9124DS ¹
F450 Super Duty	6.7L V8 DSL	Brute Force HD	21-9124DS ¹	Fiesta	1.6L L4 F/I	Cold Air	21-703C ¹
F550 Super Duty	6.7L V8 DSL	Brute Force HD	21-9124DS ¹			Cold Air	21-703P ¹
Fiesta	1.6L L4 F/I	Cold Air	21-731C ¹	Mustang	3.7L V6 F/I	Cold Air	21-8123DC ²
		Cold Air	21-731P ¹			Cold Air	21-8123DP ²
Fiesta ST	1.6L L4 F/I	Cold Air	21-737WR ¹	Mustang GT	5.0L V8 F/I	Cold Air	21-8122DC ²
Fusion	1.6L L4 F/I	Cold Air	21-768C ²			Cold Air	21-8122DP ²
Fusion	2.0L L4 F/I - Turbo	Cold Air	21-743C ²			Cold Air	22-684C ¹
Mustang	3.7L V6 F/I	Cold Air	21-8123DC ²	2010 FORD			
		Cold Air	21-8123DP ²	F150	5.4L V8 F/I	Cold Air	41-1101C ¹
		Cold Air	22-686C ¹			Cold Air	41-1101P ¹
Mustang GT	5.0L V8 F/I	Cold Air	21-8122DC ²	2009 FORD			
		Cold Air	21-8122DP ²	Mustang	4.0L V6 F/I	Brute Force	21-8111DC ¹
		Cold Air	22-684C ¹			Brute Force	21-8111DP ¹
2013 FORD				Mustang GT	4.6L V8 F/I	Brute Force	21-8113DC ²
Explorer	2.0L L4 F/I	Cold Air	21-756C ²			Brute Force	21-8113DP ²
Explorer	3.5L V6 F/I - Exc. Turbo	Cold Air	21-767C ²	2008 FORD			
F150	3.5L V6 F/I	Brute Force	21-8126DS ¹	F150	4.6L V8 F/I	Brute Force	21-8119DC ¹
F150	5.0L V8 F/I	Brute Force	21-8125DS ²			Brute Force	21-8119DP ¹
F250 Super Duty	6.7L V8 DSL	Brute Force HD	21-9124DS ¹	F150	5.4L V8 F/I	Brute Force	21-8117DC ¹
F350 Super Duty	6.7L V8 DSL	Brute Force HD	21-9124DS ¹			Brute Force	21-8117DP ¹
F450 Super Duty	6.7L V8 DSL	Brute Force HD	21-9124DS ¹	Mustang	4.0L V6 F/I	Brute Force	21-8111DC ¹
F550 Super Duty	6.7L V8 DSL	Brute Force HD	21-9124DS ¹			Brute Force	21-8111DP ¹
Fiesta	1.6L L4 F/I	Cold Air	21-703C ¹	Mustang GT	4.6L V8 F/I	Brute Force	21-8113DC ²
		Cold Air	21-703P ¹			Brute Force	21-8113DP ²
Fusion	1.6L L4 F/I	Cold Air	21-768C ²				

1) Street legal in all US states. 2) Not legal for sale or use on any pollution controlled motor vehicle in California or states adopting California emission procedures. Part numbers ending in DP or P=Polished Aluminum tube, DC or C=Gunmetal Grey, R=Red, B=Blue, WR=Wrinkle Red, DS=Rotomolded tube.

FORD

AIR INTAKE SYSTEMS



Vehicle	Engine Type	Style	Part Number	Vehicle	Engine Type	Style	Part Number
2007 FORD				2005 FORD			
F150	5.4L V8 F/I	Brute Force	21-8117DC ¹	F350 Harley Davidson Super Duty	6.0L V8 DSL	Brute Force	21-8104DC ¹
		Brute Force	21-8117DP ¹			Brute Force	21-8104DP ¹
Mustang	4.0L V6 F/I	Brute Force	21-8111DC ¹			Brute Force HD	21-9113DC ¹
		Brute Force	21-8111DP ¹			Brute Force HD	21-9113DP ¹
Mustang GT	4.6L V8 F/I	Brute Force	21-8113DC ²			Brute Force HD	21-9113DC ¹
		Brute Force	21-8113DP ²			Brute Force HD	21-9113DP ¹
2006 FORD				2004 FORD			
F150	5.4L V8 F/I	Brute Force	21-8117DC ¹	Excursion	6.0L V8 DSL	Brute Force	21-8104DC ¹
		Brute Force	21-8117DP ¹			Brute Force	21-8104DP ¹
F250 Harley Davidson Super Duty	6.0L V8 DSL - Built Before 7/30/07	Brute Force HD	21-9113DC ¹			Brute Force HD	21-9113DC ¹
		Brute Force HD	21-9113DP ¹			Brute Force HD	21-9113DP ¹
F250 Super Duty	6.0L V8 DSL - Built Before 7/30/07	Brute Force	21-8104DC ¹	Expedition	5.4L V8 F/I	Brute Force	21-8100DC ¹
		Brute Force	21-8104DP ¹			Brute Force	21-8100DP ¹
		Brute Force HD	21-9113DC ¹	F150	4.6L V8 F/I	Brute Force	21-8106DC ¹
		Brute Force HD	21-9113DP ¹			Brute Force	21-8106DP ¹
F350 Harley Davidson Super Duty	6.0L V8 DSL - Built Before 7/30/07	Brute Force HD	21-9113DC ¹	F150	5.4L V8 F/I	Brute Force	21-8107DC ¹
		Brute Force HD	21-9113DP ¹			Brute Force	21-8107DP ¹
F350 Super Duty	6.0L V8 DSL - Built Before 7/30/07	Brute Force	21-8104DC ¹	F150 Lightning	5.4L V8 F/I	Brute Force	21-8110DC ¹
		Brute Force	21-8104DP ¹			Brute Force	21-8110DP ¹
		Brute Force HD	21-9113DC ¹	F250 Harley Davidson Super Duty	6.0L V8 DSL	Brute Force	21-8104DC ¹
		Brute Force HD	21-9113DP ¹			Brute Force	21-8104DP ¹
F450 Super Duty	6.0L V8 DSL - Built Before 7/30/07	Brute Force HD	21-9113DC ¹			Brute Force HD	21-9113DC ¹
		Brute Force HD	21-9113DP ¹			Brute Force HD	21-9113DP ¹
F550 Super Duty	6.0L V8 DSL - Built Before 7/30/07	Brute Force HD	21-9113DC ¹	F250 Super Duty	6.0L V8 DSL	Brute Force	21-8104DC ¹
		Brute Force HD	21-9113DP ¹			Brute Force	21-8104DP ¹
Mustang	4.0L V6 F/I	Brute Force	21-8111DC ¹			Brute Force HD	21-9113DC ¹
		Brute Force	21-8111DP ¹			Brute Force HD	21-9113DP ¹
Mustang GT	4.6L V8 F/I	Brute Force	21-8112DC ¹	F350 Harley Davidson Super Duty	6.0L V8 DSL	Brute Force	21-8104DC ¹
		Brute Force	21-8112DP ¹			Brute Force	21-8104DP ¹
2005 FORD						Brute Force HD	21-9113DC ¹
Excursion	6.0L V8 DSL	Brute Force	21-8104DC ¹			Brute Force HD	21-9113DP ¹
		Brute Force	21-8104DP ¹	F250 Super Duty	6.0L V8 DSL	Brute Force	21-8104DC ¹
		Brute Force HD	21-9113DC ¹			Brute Force	21-8104DP ¹
		Brute Force HD	21-9113DP ¹			Brute Force HD	21-9113DC ¹
F150	4.6L V8 F/I	Brute Force	21-8106DC ¹			Brute Force HD	21-9113DP ¹
		Brute Force	21-8106DP ¹	F350 Harley Davidson Super Duty	6.0L V8 DSL	Brute Force	21-8104DC ¹
F150	5.4L V8 F/I	Brute Force	21-8117DC ¹			Brute Force	21-8104DP ¹
		Brute Force	21-8117DP ¹			Brute Force HD	21-9113DC ¹
F250 Harley Davidson Super Duty	6.0L V8 DSL	Brute Force	21-8104DC ¹			Brute Force HD	21-9113DP ¹
		Brute Force	21-8104DP ¹	F350 Super Duty	6.0L V8 DSL	Brute Force	21-8104DC ¹
		Brute Force HD	21-9113DC ¹			Brute Force	21-8104DP ¹
		Brute Force HD	21-9113DP ¹			Brute Force HD	21-9113DC ¹
F250 Super Duty	6.0L V8 DSL	Brute Force	21-8104DC ¹			Brute Force HD	21-9113DP ¹
		Brute Force	21-8104DP ¹	F450 Super Duty	6.0L V8 DSL	Brute Force HD	21-9113DC ¹
		Brute Force HD	21-9113DC ¹			Brute Force HD	21-9113DP ¹
		Brute Force HD	21-9113DP ¹			Brute Force HD	21-9113DP ¹

1) Street legal in all US states. 2) Not legal for sale or use on any pollution controlled motor vehicle in California or states adopting California emission procedures. Part numbers ending in DP or P=Polished Aluminum tube, DC or C=Gunmetal Grey, R=Red, B=Blue, WR=Wrinkle Red, DS=Rotomolded tube.



AIR INTAKE SYSTEMS

FORD

Vehicle	Engine Type	Style	Part Number	Vehicle	Engine Type	Style	Part Number
2004 FORD				2003 FORD			
F550 Super Duty	6.0L V8 DSL	Brute Force HD	21-9113DC ¹	Focus SVT	2.0L L4 F/I	Short Ram	22-451R ¹
		Brute Force HD	21-9113DP ¹	Lobo	5.4L V8 F/I	Brute Force	21-8100DC ²
Focus	2.3L L4 F/I	Cold Air	21-452C ²			Brute Force	21-8100DP ²
		Cold Air	21-452P ²	Mustang GT	4.6L V8 F/I	Brute Force	21-8103DC ¹
		Cold Air	21-452R ²			Brute Force	21-8103DP ¹
Focus SVT	2.0L L4 F/I	Cold Air	21-451B ¹	Ranger	4.0L V6 F/I	Brute Force	21-8109DC ¹
		Cold Air	21-451C ¹			Brute Force	21-8109DP ¹
		Cold Air	21-451P ¹	2002 FORD			
		Cold Air	21-451R ¹	Excursion	6.8L V10 F/I	Brute Force	21-8115DC ¹
		Short Ram	22-451B ¹			Brute Force	21-8115DP ¹
		Short Ram	22-451P ¹	Excursion	7.3L V8 DSL	Brute Force	21-8114DC ¹
		Short Ram	22-451R ¹			Brute Force	21-8114DP ¹
Mustang GT	4.6L V8 F/I	Brute Force	21-8103DC ¹	Expedition	4.6L V8 F/I	Brute Force	21-8100DC ¹
		Brute Force	21-8103DP ¹			Brute Force	21-8100DP ¹
2003 FORD				Expedition	5.4L V8 F/I	Brute Force	21-8100DC ¹
Excursion	6.0L V8 DSL	Brute Force	21-8104DC ¹			Brute Force	21-8100DP ¹
		Brute Force	21-8104DP ¹	F150	4.6L V8 F/I	Brute Force	21-8100DC ¹
Excursion	6.8L V10 F/I	Brute Force	21-8115DC ¹			Brute Force	21-8100DP ¹
		Brute Force	21-8115DP ¹	F150	5.4L V8 F/I	Brute Force	21-8100DC ¹
Excursion	7.3L V8 DSL	Brute Force	21-8114DC ¹			Brute Force	21-8100DP ¹
		Brute Force	21-8114DP ¹	F150 Harley Davidson	5.4L V8 F/I	Brute Force	21-8110DC ¹
Expedition	4.6L V8 F/I	Brute Force	21-8100DC ¹			Brute Force	21-8110DP ¹
		Brute Force	21-8100DP ¹	F150 Lightning	5.4L V8 F/I	Brute Force	21-8110DC ¹
Expedition	5.4L V8 F/I	Brute Force	21-8100DC ¹			Brute Force	21-8110DP ¹
		Brute Force	21-8100DP ¹	F250 Super Duty	6.8L V10 F/I	Brute Force	21-8115DC ¹
F150	5.4L V8 F/I	Brute Force	21-8100DC ¹			Brute Force	21-8115DP ¹
		Brute Force	21-8100DP ¹	F250 Super Duty	7.3L V8 DSL	Brute Force	21-8114DC ¹
F150 Harley Davidson	5.4L V8 F/I	Brute Force	21-8110DC ¹			Brute Force	21-8114DP ¹
		Brute Force	21-8110DP ¹	F350 Super Duty	6.8L V10 F/I	Brute Force	21-8115DC ¹
F150 Lightning	5.4L V8 F/I	Brute Force	21-8110DC ¹			Brute Force	21-8115DP ¹
		Brute Force	21-8110DP ¹	F350 Super Duty	7.3L V8 DSL	Brute Force	21-8114DC ¹
F250 Super Duty	6.0L V8 DSL	Brute Force	21-8104DC ¹			Brute Force	21-8114DP ¹
		Brute Force	21-8104DP ¹	F450	6.8L V10 F/I	Brute Force	21-8115DC ¹
F250 Super Duty	6.8L V10 F/I	Brute Force	21-8115DC ¹			Brute Force	21-8115DP ¹
		Brute Force	21-8115DP ¹	F450 Super Duty	6.8L V10 F/I	Brute Force	21-8115DC ¹
F250 Super Duty	7.3L V8 DSL	Brute Force	21-8114DC ¹			Brute Force	21-8115DP ¹
		Brute Force	21-8114DP ¹	F550 Super Duty	6.8L V10 F/I	Brute Force	21-8115DC ¹
F350 Super Duty	6.0L V8 DSL	Brute Force	21-8104DC ¹			Brute Force	21-8115DP ¹
		Brute Force	21-8104DP ¹	Focus	2.0L L4 F/I	Cold Air	21-450B ¹
F350 Super Duty	6.8L V10 F/I	Brute Force	21-8115DC ¹			Cold Air	21-450C ¹
		Brute Force	21-8115DP ¹			Cold Air	21-450P ¹
F350 Super Duty	7.3L V8 DSL	Brute Force	21-8114DC ¹			Short Ram	22-450B ¹
		Brute Force	21-8114DP ¹			Short Ram	22-450P ¹
F450	6.8L V10 F/I	Brute Force	21-8115DC ¹			Short Ram	22-450R ¹
		Brute Force	21-8115DP ¹	Focus SVT	2.0L L4 F/I	Cold Air	21-451B ¹
F450 Super Duty	6.8L V10 F/I	Brute Force	21-8115DC ¹			Cold Air	21-451C ¹
		Brute Force	21-8115DP ¹			Cold Air	21-451P ¹
F550 Super Duty	6.8L V10 F/I	Brute Force	21-8115DC ¹			Cold Air	21-451R ¹
		Brute Force	21-8115DP ¹			Short Ram	22-451B ¹
Focus	2.0L L4 F/I	Cold Air	21-450B ¹			Short Ram	22-451P ¹
		Cold Air	21-450C ¹			Short Ram	22-451R ¹
		Cold Air	21-450P ¹	Lobo	5.4L V8 F/I	Brute Force	21-8100DC ²
		Short Ram	22-450B ¹			Brute Force	21-8100DP ²
		Short Ram	22-450P ¹	Mustang GT	4.6L V8 F/I	Brute Force	21-8103DC ¹
		Short Ram	22-450R ¹			Brute Force	21-8103DP ¹
Focus SVT	2.0L L4 F/I	Cold Air	21-451B ¹	Ranger	4.0L V6 F/I	Brute Force	21-8109DC ¹
		Cold Air	21-451C ¹			Brute Force	21-8109DP ¹
		Cold Air	21-451P ¹	2001 FORD			
		Cold Air	21-451R ¹	Excursion	6.8L V10 F/I	Brute Force	21-8115DC ¹
		Short Ram	22-451B ¹			Brute Force	21-8115DP ¹
		Short Ram	22-451P ¹	Excursion	7.3L V8 DSL	Brute Force	21-8114DC ¹
		Short Ram	22-451R ¹				

1) Street legal in all US states. 2) Not legal for sale or use on any pollution controlled motor vehicle in California or states adopting California emission procedures. Part numbers ending in DP or P=Polished Aluminum tube, DC or C=Gunmetal Grey, R=Red, B=Blue, WR=Wrinkle Red, DS=Rotomolded tube.



Vehicle	Engine Type	Style	Part Number	Vehicle	Engine Type	Style	Part Number
2001 FORD				2000 FORD			
Excursion	7.3L V8 DSL	Brute Force	21-8114DP ¹	F550 Super Duty	6.8L V10 F/I	Brute Force	21-8115DP ¹
Expedition	5.4L V8 F/I	Brute Force	21-8100DC ¹	Focus	2.0L L4 F/I	Cold Air	21-450B ¹
		Brute Force	21-8100DP ¹			Cold Air	21-450C ¹
F150	5.4L V8 F/I	Brute Force	21-8100DC ¹			Cold Air	21-450P ¹
		Brute Force	21-8100DP ¹			Short Ram	22-450B ¹
F150 Harley Davidson	5.4L V8 F/I	Brute Force	21-8100DC ¹			Short Ram	22-450P ¹
		Brute Force	21-8100DP ¹	Mustang GT	4.6L V8 F/I	Brute Force	21-8103DC ¹
F150 Lightning	5.4L V8 F/I	Brute Force	21-8110DC ¹			Brute Force	21-8103DP ¹
		Brute Force	21-8110DP ¹	Ranger	4.0L V6 F/I	Brute Force	21-8108DC ¹
F250 Super Duty	6.8L V10 F/I	Brute Force	21-8115DC ¹			Brute Force	21-8108DP ¹
		Brute Force	21-8115DP ¹	1999 FORD			
F250 Super Duty	7.3L V8 DSL	Brute Force	21-8114DC ¹	Expedition	5.4L V8 F/I	Brute Force	21-8100DC ¹
		Brute Force	21-8114DP ¹			Brute Force	21-8100DP ¹
F350 Super Duty	6.8L V10 F/I	Brute Force	21-8115DC ¹	Explorer	4.0L V6 F/I	Brute Force	21-8108DC ¹
		Brute Force	21-8115DP ¹			Brute Force	21-8108DP ¹
F350 Super Duty	7.3L V8 DSL	Brute Force	21-8114DC ¹	F150	5.4L V8 F/I	Brute Force	21-8100DC ¹
		Brute Force	21-8114DP ¹			Brute Force	21-8100DP ¹
F450	6.8L V10 F/I	Brute Force	21-8115DC ¹	F250	4.6L V8 F/I	Brute Force	21-8100DC ¹
		Brute Force	21-8115DP ¹			Brute Force	21-8100DP ¹
F450 Super Duty	6.8L V10 F/I	Brute Force	21-8115DC ¹	F250	5.4L V8 F/I	Brute Force	21-8100DC ¹
		Brute Force	21-8115DP ¹			Brute Force	21-8100DP ¹
F550 Super Duty	6.8L V10 F/I	Brute Force	21-8115DC ¹	F250 Super Duty	6.8L V10 F/I	Brute Force	21-8115DC ¹
		Brute Force	21-8115DP ¹			Brute Force	21-8115DP ¹
Focus	2.0L L4 F/I	Cold Air	21-450B ¹	F250 Super Duty	7.3L V8 DSL - from 12/98	Brute Force	21-8114DC ¹
		Cold Air	21-450C ¹			Brute Force	21-8114DP ¹
		Cold Air	21-450P ¹	F350 Super Duty	6.8L V10 F/I	Brute Force	21-8115DC ¹
		Short Ram	22-450B ¹			Brute Force	21-8115DP ¹
		Short Ram	22-450P ¹	F350 Super Duty	7.3L V8 DSL - from 12/98	Brute Force	21-8114DC ¹
		Short Ram	22-450R ¹			Brute Force	21-8114DP ¹
Lobo	5.4L V8 F/I	Brute Force	21-8100DC ²	F450	6.8L V10 F/I	Brute Force	21-8115DC ¹
		Brute Force	21-8100DP ²			Brute Force	21-8115DP ¹
Mustang GT	4.6L V8 F/I	Brute Force	21-8103DC ¹	F450 Super Duty	6.8L V10 F/I	Brute Force	21-8115DC ¹
		Brute Force	21-8103DP ¹			Brute Force	21-8115DP ¹
Ranger	4.0L V6 F/I	Brute Force	21-8109DC ¹	F550 Super Duty	6.8L V10 F/I	Brute Force	21-8115DC ¹
		Brute Force	21-8109DP ¹			Brute Force	21-8115DP ¹
2000 FORD				Mustang GT	4.6L V8 F/I	Brute Force	21-8103DC ¹
Excursion	6.8L V10 F/I	Brute Force	21-8115DC ¹			Brute Force	21-8103DP ¹
		Brute Force	21-8115DP ¹	Ranger	4.0L V6 F/I	Brute Force	21-8108DC ¹
Excursion	7.3L V8 DSL	Brute Force	21-8114DC ¹			Brute Force	21-8108DP ¹
		Brute Force	21-8114DP ¹	1998 FORD			
Expedition	5.4L V8 F/I	Brute Force	21-8100DC ¹	Expedition	4.6L V8 F/I	Brute Force	21-8100DC ¹
		Brute Force	21-8100DP ¹			Brute Force	21-8100DP ¹
Explorer	4.0L V6 F/I	Brute Force	21-8108DC ¹	Expedition	5.4L V8 F/I	Brute Force	21-8100DC ¹
		Brute Force	21-8108DP ¹			Brute Force	21-8100DP ¹
Explorer Sport	4.0L V6 F/I	Brute Force	21-8108DC ¹	Explorer	4.0L V6 F/I	Brute Force	21-8108DC ¹
		Brute Force	21-8108DP ¹			Brute Force	21-8108DP ¹
F150	5.4L V8 F/I	Brute Force	21-8100DC ¹	F150	5.4L V8 F/I	Brute Force	21-8100DC ¹
		Brute Force	21-8100DP ¹			Brute Force	21-8100DP ¹
F150 Harley Davidson	5.4L V8 F/I	Brute Force	21-8100DC ¹	F250	4.6L V8 F/I	Brute Force	21-8100DC ¹
		Brute Force	21-8100DP ¹			Brute Force	21-8100DP ¹
F250 Super Duty	6.8L V10 F/I	Brute Force	21-8115DC ¹	F250	5.4L V8 F/I	Brute Force	21-8100DC ¹
		Brute Force	21-8115DP ¹			Brute Force	21-8100DP ¹
F250 Super Duty	7.3L V8 DSL	Brute Force	21-8114DC ¹	F250	4.6L V8 F/I	Brute Force	21-8100DC ¹
		Brute Force	21-8114DP ¹			Brute Force	21-8100DP ¹
F350 Super Duty	6.8L V10 F/I	Brute Force	21-8115DC ¹	F250	5.4L V8 F/I	Brute Force	21-8100DC ¹
		Brute Force	21-8115DP ¹			Brute Force	21-8100DP ¹
F350 Super Duty	7.3L V8 DSL	Brute Force	21-8114DC ¹	Mustang GT	4.6L V8 F/I	Brute Force	21-8103DC ¹
		Brute Force	21-8114DP ¹			Brute Force	21-8103DP ¹
F450 Super Duty	6.8L V10 F/I	Brute Force	21-8115DC ¹	Ranger	4.0L V6 F/I	Brute Force	21-8108DC ¹
		Brute Force	21-8115DP ¹			Brute Force	21-8108DP ¹
F550 Super Duty	6.8L V10 F/I	Brute Force	21-8115DC ¹				

1) Street legal in all US states. 2) Not legal for sale or use on any pollution controlled motor vehicle in California or states adopting California emission procedures. Part numbers ending in DP or P=Polished Aluminum tube, DC or C=Gunmetal Grey, R=Red, B=Blue, WR=Wrinkle Red, DS=Rotomolded tube.



AIR INTAKE SYSTEMS

FORD

Vehicle	Engine Type	Style	Part Number	Vehicle	Engine Type	Style	Part Number
1997 FORD				2015 GMC			
Expedition	4.6L V8 F/I	Brute Force	21-8100DC ¹	Canyon	2.5L L4 F/I	Cold Air	21-8035DC ²
		Brute Force	21-8100DP ¹	Sierra 1500	5.3L V8 F/I	Brute Force	21-8032DS ²
Expedition	5.4L V8 F/I	Brute Force	21-8100DC ¹			Brute Force	21-8033DC ¹
		Brute Force	21-8100DP ¹	Sierra 1500	6.2L V8 F/I	Brute Force	21-8032DS ²
Explorer	4.0L V6 F/I	Brute Force	21-8108DC ¹			Brute Force	21-8033DC ¹
		Brute Force	21-8108DP ¹	Yukon	5.3L V8 F/I	Brute Force	21-8033DC ¹
F150	4.6L V8 F/I	Brute Force	21-8100DC ¹	Yukon Denali	6.2L V8 F/I	Brute Force	21-8033DC ¹
		Brute Force	21-8100DP ¹	Yukon XL	5.3L V8 F/I	Brute Force	21-8033DC ¹
F150	5.4L V8 F/I	Brute Force	21-8100DC ¹	2014 GMC			
		Brute Force	21-8100DP ¹	Sierra 1500	5.3L V8 F/I	Brute Force	21-8032DS ¹
F250	5.4L V8 F/I	Brute Force	21-8100DC ¹			Brute Force	21-8033DC ¹
		Brute Force	21-8100DP ¹	Sierra 1500	6.2L V8 F/I	Brute Force	21-8032DS ¹
Mustang GT	4.6L V8 F/I	Brute Force	21-8103DC ¹			Brute Force	21-8033DC ¹
		Brute Force	21-8103DP ¹	Yukon	5.3L V8 F/I	Cold Air	21-8030DC ¹
Ranger	4.0L V6 F/I	Brute Force	21-8108DC ¹	Yukon Denali	6.2L V8 F/I	Cold Air	21-8030DC ¹
		Brute Force	21-8108DP ¹	Yukon Denali XL	6.2L V8 F/I	Cold Air	21-8030DC ¹
1996 FORD				Yukon XL 1500	5.3L V8 F/I	Cold Air	21-8030DC ¹
Mustang GT	4.6L V8 F/I	Brute Force	21-8103DC ¹	2013 GMC			
		Brute Force	21-8103DP ¹	Sierra 1500	4.8L V8 F/I	Cold Air	21-8030DC ¹
1993 FORD				Sierra 1500	5.3L V8 F/I	Cold Air	21-8030DC ¹
Mustang	5.0L V8 F/I - w/Mass Air	Brute Force	21-8105DC ¹	Sierra 1500	6.2L V8 F/I	Cold Air	21-8030DC ¹
		Brute Force	21-8105DP ¹	Sierra Denali	6.2L V8 F/I	Cold Air	21-8030DC ¹
1992 FORD				Yukon	5.3L V8 F/I	Cold Air	21-8030DC ¹
Mustang	5.0L V8 F/I - w/Mass Air	Brute Force	21-8105DC ¹	Yukon Denali	6.2L V8 F/I	Cold Air	21-8030DC ¹
		Brute Force	21-8105DP ¹	Yukon Denali XL	6.2L V8 F/I	Cold Air	21-8030DC ¹
1991 FORD				Yukon XL 1500	5.3L V8 F/I	Cold Air	21-8030DC ¹
Mustang	5.0L V8 F/I - w/Mass Air	Brute Force	21-8105DC ¹	2012 GMC			
		Brute Force	21-8105DP ¹	Sierra 1500	4.8L V8 F/I	Cold Air	21-8030DC ¹
1990 FORD				Sierra 1500	5.3L V8 F/I	Cold Air	21-8030DC ¹
Mustang	5.0L V8 F/I - w/Mass Air	Brute Force	21-8105DC ¹	Sierra 1500	6.2L V8 F/I	Cold Air	21-8030DC ¹
		Brute Force	21-8105DP ¹	Sierra 2500 HD	6.0L V8 F/I	Brute Force HD	21-8031DC ¹
1989 FORD				Sierra 2500 HD	6.6L V8 DSL	Brute Force HD	21-9032DS ¹
Mustang	5.0L V8 F/I - w/Mass Air	Brute Force	21-8105DC ¹	Sierra 3500 HD	6.0L V8 F/I	Brute Force HD	21-8031DC ¹
		Brute Force	21-8105DP ¹	Sierra 3500 HD	6.6L V8 DSL	Brute Force HD	21-9032DS ¹
1988 FORD				Sierra Denali	6.2L V8 F/I	Cold Air	21-8030DC ¹
Mustang	5.0L V8 F/I - w/Mass Air	Brute Force	21-8105DC ¹	Yukon	5.3L V8 F/I	Cold Air	21-8030DC ¹
		Brute Force	21-8105DP ¹	Yukon Denali	6.2L V8 F/I	Cold Air	21-8030DC ¹
1987 FORD				Yukon Denali XL	6.2L V8 F/I	Cold Air	21-8030DC ¹
Mustang	5.0L V8 F/I - w/Mass Air	Brute Force	21-8105DC ¹	Yukon XL 1500	5.3L V8 F/I	Cold Air	21-8030DC ¹
		Brute Force	21-8105DP ¹	2011 GMC			
2016 GMC				Sierra 1500	4.8L V8 F/I	Cold Air	21-8030DC ¹
Sierra 1500	5.3L V8 F/I	Brute Force	21-8032DS ²	Sierra 1500	5.3L V8 F/I	Cold Air	21-8030DC ¹
		Brute Force	21-8033DC ¹	Sierra 1500	6.2L V8 F/I	Cold Air	21-8030DC ¹
Sierra 1500	6.2L V8 F/I	Brute Force	21-8032DS ²	Sierra 2500 HD	6.0L V8 F/I	Brute Force HD	21-8031DC ¹
		Brute Force	21-8033DC ¹	Sierra 2500 HD	6.6L V8 DSL	Brute Force HD	21-9032DS ¹
Yukon	5.3L V8 F/I	Brute Force	21-8033DC ¹	Sierra 3500 HD	6.0L V8 F/I	Brute Force HD	21-8031DC ¹
Yukon Denali	6.2L V8 F/I	Brute Force	21-8033DC ¹	Sierra 3500 HD	6.6L V8 DSL	Brute Force HD	21-9032DS ¹
Yukon Denali XL	6.2L V8 F/I	Brute Force	21-8033DC ¹	Sierra Denali	6.2L V8 F/I	Cold Air	21-8030DC ¹
Yukon XL	5.3L V8 F/I	Brute Force	21-8033DC ¹	Yukon	4.8L V8 F/I	Cold Air	21-8030DC ¹
				Yukon	5.3L V8 F/I	Cold Air	21-8030DC ¹
				Yukon	6.2L V8 F/I	Cold Air	21-8030DC ²
				Yukon Denali	6.2L V8 F/I	Cold Air	21-8030DC ¹
				Yukon Denali XL	6.2L V8 F/I	Cold Air	21-8030DC ¹
				Yukon XL 1500	5.3L V8 F/I	Cold Air	21-8030DC ¹
				Yukon XL 1500	6.2L V8 F/I	Cold Air	21-8030DC ¹
2010 GMC				Sierra 1500	4.8L V8 F/I	Cold Air	21-8030DC ¹
				Sierra 1500	5.3L V8 F/I	Cold Air	21-8030DC ¹
				Sierra 1500	6.2L V8 F/I	Cold Air	21-8030DC ¹
				Sierra 2500 HD	6.0L V8 F/I	Brute Force HD	21-8031DC ¹

1) Street legal in all US states. 2) Not legal for sale or use on any pollution controlled motor vehicle in California or states adopting California emission procedures. Part numbers ending in DP or P=Polished Aluminum tube, DC or C=Gunmetal Grey, R=Red, B=Blue, WR=Wrinkle Red, DS=Rotomolded tube.



Vehicle	Engine Type	Style	Part Number	Vehicle	Engine Type	Style	Part Number
2010 GMC				2007 GMC			
Sierra 2500 HD	6.6L V8 DSL	Brute Force HD	21-9033DS ¹	Sierra 1500	5.3L V8 F/I - Exc. Mechanical Fan	Brute Force	21-8023DC ¹
Sierra 3500 HD	6.0L V8 F/I	Brute Force HD	21-8031DC ¹			Brute Force	21-8023DP ¹
Sierra 3500 HD	6.6L V8 DSL	Brute Force HD	21-9033DS ¹	Sierra 1500	6.0L V8 F/I - Exc. Mechanical Fan	Brute Force	21-8023DC ¹
Sierra Denali	6.2L V8 F/I	Cold Air	21-8030DC ¹			Brute Force	21-8023DP ¹
Yukon	4.8L V8 F/I	Cold Air	21-8030DC ¹	Sierra 1500 Classic	4.8L V8 F/I	Brute Force	21-8000DC ¹
Yukon	5.3L V8 F/I	Cold Air	21-8030DC ¹			Brute Force	21-8000DP ¹
Yukon Denali	6.2L V8 F/I	Cold Air	21-8030DC ¹	Sierra 1500 Classic	5.3L V8 F/I	Brute Force	21-8000DC ¹
Yukon Denali XL	6.2L V8 F/I	Cold Air	21-8030DC ¹			Brute Force	21-8000DP ¹
Yukon XL 1500	5.3L V8 F/I	Cold Air	21-8030DC ¹	Sierra 1500 HD Classic	6.0L V8 F/I	Brute Force	21-8000DC ¹
Yukon XL 1500	6.2L V8 F/I	Cold Air	21-8030DC ¹			Brute Force	21-8000DP ¹
2009 GMC				Sierra 2500 HD	6.0L V8 F/I	Brute Force	21-8026DC ¹
Sierra 1500	4.8L V8 F/I	Cold Air	21-8030DC ¹			Brute Force	21-8026DP ¹
Sierra 1500	5.3L V8 F/I	Cold Air	21-8030DC ¹	Sierra 2500 HD	6.6L V8 DSL	Brute Force HD	21-9033DS ¹
Sierra 1500	6.0L V8 F/I	Cold Air	21-8030DC ¹	Sierra 2500 HD Classic	6.0L V8 F/I	Brute Force	21-8000DC ¹
Sierra 1500	6.2L V8 F/I	Cold Air	21-8030DC ¹			Brute Force	21-8000DP ¹
Sierra 2500 HD	6.6L V8 DSL	Brute Force HD	21-9033DS ¹	Sierra 2500 HD Classic	6.6L V8 DSL	Brute Force HD	21-9034DS ¹
Sierra 3500 HD	6.6L V8 DSL	Brute Force HD	21-9033DS ¹	Sierra 3500 Classic	6.0L V8 F/I	Brute Force	21-8000DC ¹
Sierra Denali	6.2L V8 F/I	Cold Air	21-8030DC ¹			Brute Force	21-8000DP ¹
Yukon	4.8L V8 F/I	Cold Air	21-8030DC ¹	Sierra 3500 Classic	6.6L V8 DSL	Brute Force HD	21-9034DS ¹
Yukon	5.3L V8 F/I	Cold Air	21-8030DC ¹	Sierra 3500 HD	6.0L V8 F/I	Brute Force	21-8026DC ¹
Yukon Denali	6.2L V8 F/I	Cold Air	21-8030DC ¹			Brute Force	21-8026DP ¹
Yukon Denali XL	6.2L V8 F/I	Cold Air	21-8030DC ¹	Sierra 3500 HD	6.6L V8 DSL	Brute Force HD	21-9033DS ¹
Yukon XL 1500	5.3L V8 F/I	Cold Air	21-8030DC ¹	Sierra Denali	6.2L V8 F/I - Exc. Mechanical Fan	Brute Force	21-8023DC ¹
Yukon XL 1500	6.0L V8 F/I	Cold Air	21-8030DC ¹			Brute Force	21-8023DP ¹
Yukon XL 1500	6.2L V8 F/I	Cold Air	21-8030DC ¹	Sierra Denali Classic	6.0L V8 F/I	Brute Force	21-8000DC ¹
2008 GMC						Brute Force	21-8000DP ¹
Sierra 1500	4.8L V8 F/I - Exc. Mechanical Fan	Brute Force	21-8023DC ¹	Yukon	4.8L V8 F/I - Exc. Mechanical Fan	Brute Force	21-8023DC ¹
		Brute Force	21-8023DP ¹			Brute Force	21-8023DP ¹
Sierra 1500	5.3L V8 F/I	Brute Force	21-8023DC ¹	Yukon	5.3L V8 F/I - Exc. Mechanical Fan	Brute Force	21-8023DC ¹
		Brute Force	21-8023DP ¹			Brute Force	21-8023DP ¹
Sierra 1500	6.0L V8 F/I	Brute Force	21-8023DC ¹	Yukon Denali	6.2L V8 F/I - Exc. Mechanical Fan	Brute Force	21-8023DC ¹
		Brute Force	21-8023DP ¹			Brute Force	21-8023DP ¹
Sierra 2500 HD	6.0L V8 F/I	Brute Force	21-8026DC ¹	Yukon XL 1500	5.3L V8 F/I - Exc. Mechanical Fan	Brute Force	21-8023DC ¹
		Brute Force	21-8026DP ¹			Brute Force	21-8023DP ¹
Sierra 2500 HD	6.6L V8 DSL	Brute Force HD	21-9033DS ¹	Yukon XL 1500	6.0L V8 F/I - Exc. Mechanical Fan	Brute Force	21-8023DC ¹
Sierra 3500 HD	6.0L V8 F/I	Brute Force	21-8026DC ¹			Brute Force	21-8023DP ¹
		Brute Force	21-8026DP ¹	Yukon XL 1500 Denali	6.2L V8 F/I - Exc. Mechanical Fan	Brute Force	21-8023DC ¹
Sierra 3500 HD	6.6L V8 DSL	Brute Force HD	21-9033DS ¹			Brute Force	21-8023DP ¹
Sierra Denali	6.2L V8 F/I	Brute Force	21-8023DC ¹	Yukon XL 2500	6.0L V8 F/I - Exc. Mechanical Fan	Brute Force	21-8023DC ¹
		Brute Force	21-8023DP ¹			Brute Force	21-8023DP ¹
Yukon	4.8L V8 F/I	Brute Force	21-8023DC ¹	2006 GMC			
		Brute Force	21-8023DP ¹	Canyon	2.8L L4 F/I	Brute Force	21-8019DC ¹
Yukon	5.3L V8 F/I	Brute Force	21-8023DC ¹			Brute Force	21-8019DP ¹
		Brute Force	21-8023DP ¹	Canyon	3.5L L5 F/I	Brute Force	21-8018DC ¹
Yukon Denali	6.2L V8 F/I	Brute Force	21-8023DC ¹			Brute Force	21-8018DP ¹
		Brute Force	21-8023DP ¹	Sierra 1500	4.8L V8 F/I	Brute Force	21-8000DC ¹
Yukon XL 1500	5.3L V8 F/I	Brute Force	21-8023DC ¹			Brute Force	21-8000DP ¹
		Brute Force	21-8023DP ¹	Sierra 1500	5.3L V8 F/I	Brute Force	21-8000DC ¹
Yukon XL 1500	6.0L V8 F/I	Brute Force	21-8023DC ¹				
		Brute Force	21-8023DP ¹				
Yukon XL 1500 Denali	6.2L V8 F/I - Exc. Mechanical Fan	Brute Force	21-8023DC ¹				
		Brute Force	21-8023DP ¹				
Yukon XL 2500	6.0L V8 F/I	Brute Force	21-8023DC ¹				
		Brute Force	21-8023DP ¹				
2007 GMC							
Sierra 1500	4.8L V8 F/I - Exc. Mechanical Fan	Brute Force	21-8023DC ¹				
		Brute Force	21-8023DP ¹				

1) Street legal in all US states. 2) Not legal for sale or use on any pollution controlled motor vehicle in California or states adopting California emission procedures. Part numbers ending in DP or P=Polished Aluminum tube, DC or C=Gunmetal Grey, R=Red, B=Blue, WR=Wrinkle Red, DS=Rotomolded tube.



AIR INTAKE SYSTEMS

GMC

Vehicle	Engine Type	Style	Part Number	Vehicle	Engine Type	Style	Part Number
2006 GMC				2005 GMC			
Sierra 1500	5.3L V8 F/I	Brute Force	21-8000DP ¹	Yukon XL 1500	5.3L V8 F/I	Brute Force	21-8000DP ¹
Sierra 1500	6.0L V8 F/I	Brute Force	21-8000DC ¹	Yukon XL 2500	6.0L V8 F/I	Brute Force	21-8000DC ¹
		Brute Force	21-8000DP ¹			Brute Force	21-8000DP ¹
Sierra 1500 HD	6.0L V8 F/I	Brute Force	21-8000DC ¹	2004 GMC			
		Brute Force	21-8000DP ¹	Canyon	2.8L L4 F/I	Brute Force	21-8019DC ¹
Sierra 2500 HD	6.0L V8 F/I	Brute Force	21-8000DC ¹			Brute Force	21-8019DP ¹
		Brute Force	21-8000DP ¹	Canyon	3.5L L5 F/I	Brute Force	21-8018DC ¹
Sierra 2500 HD	6.6L V8 DSL	Brute Force HD	21-9034DS ¹			Brute Force	21-8018DP ¹
Sierra 3500	6.0L V8 F/I	Brute Force	21-8000DC ¹	Sierra 1500	4.8L V8 F/I	Brute Force	21-8000DC ¹
		Brute Force	21-8000DP ¹			Brute Force	21-8000DP ¹
Sierra 3500	6.6L V8 DSL	Brute Force HD	21-9034DS ¹	Sierra 1500	5.3L V8 F/I	Brute Force	21-8000DC ¹
Sierra Denali	6.0L V8 F/I	Brute Force	21-8000DC ¹			Brute Force	21-8000DP ¹
		Brute Force	21-8000DP ¹	Sierra 2500	6.0L V8 F/I	Brute Force	21-8000DC ¹
Yukon	4.8L V8 F/I	Brute Force	21-8000DC ¹			Brute Force	21-8000DP ¹
		Brute Force	21-8000DP ¹	Sierra 2500 HD	6.0L V8 F/I	Brute Force	21-8000DC ¹
Yukon	5.3L V8 F/I	Brute Force	21-8000DC ¹			Brute Force	21-8000DP ¹
		Brute Force	21-8000DP ¹	Sierra 2500 HD	6.6L V8 DSL - LB7	Brute Force	21-8013DC ¹
Yukon Denali	6.0L V8 F/I	Brute Force	21-8000DC ¹			Brute Force	21-8013DP ¹
		Brute Force	21-8000DP ¹			Brute Force HD	21-9021DC ¹
Yukon Denali XL	6.0L V8 F/I	Brute Force	21-8000DC ¹			Brute Force HD	21-9021DP ¹
		Brute Force	21-8000DP ¹	Sierra 2500 HD	6.6L V8 DSL - LLY	Brute Force	21-8017DC ¹
Yukon XL 1500	5.3L V8 F/I	Brute Force	21-8000DC ¹			Brute Force	21-8017DP ¹
		Brute Force	21-8000DP ¹			Brute Force HD	21-9022DC ¹
Yukon XL 2500	6.0L V8 F/I	Brute Force	21-8000DC ¹			Brute Force HD	21-9022DP ¹
		Brute Force	21-8000DP ¹	Sierra 2500 HD	8.1L V8 F/I	Brute Force	21-8014DC ¹
2005 GMC						Brute Force	21-8014DP ¹
Canyon	2.8L L4 F/I	Brute Force	21-8019DC ¹	Sierra 3500	6.0L V8 F/I	Brute Force	21-8000DC ¹
		Brute Force	21-8019DP ¹			Brute Force	21-8000DP ¹
Canyon	3.5L L5 F/I	Brute Force	21-8018DC ¹	Sierra 3500	6.6L V8 DSL - LB7	Brute Force	21-8013DC ¹
		Brute Force	21-8018DP ¹			Brute Force	21-8013DP ¹
Sierra 1500	4.8L V8 F/I	Brute Force	21-8000DC ¹			Brute Force HD	21-9021DC ¹
		Brute Force	21-8000DP ¹			Brute Force HD	21-9021DP ¹
Sierra 1500	5.3L V8 F/I	Brute Force	21-8000DC ¹	Sierra 3500	6.6L V8 DSL - LLY	Brute Force	21-8017DC ¹
		Brute Force	21-8000DP ¹			Brute Force	21-8017DP ¹
Sierra 1500	6.0L V8 F/I	Brute Force	21-8000DC ¹			Brute Force HD	21-9022DC ¹
		Brute Force	21-8000DP ¹			Brute Force HD	21-9022DP ¹
Sierra 1500 HD	6.0L V8 F/I	Brute Force	21-8000DC ¹	Sierra 3500	8.1L V8 F/I	Brute Force	21-8014DC ¹
		Brute Force	21-8000DP ¹			Brute Force	21-8014DP ¹
Sierra 2500 HD	6.0L V8 F/I	Brute Force	21-8000DC ¹	Sierra Denali	6.0L V8 F/I	Brute Force	21-8000DC ¹
		Brute Force	21-8000DP ¹			Brute Force	21-8000DP ¹
Sierra 2500 HD	6.6L V8 DSL	Brute Force	21-8017DC ¹	Sonoma	4.3L V6 F/I	Brute Force	21-8005DC ¹
		Brute Force	21-8017DP ¹			Brute Force	21-8005DP ¹
		Brute Force HD	21-9022DC ¹	Yukon	4.8L V8 F/I	Brute Force	21-8000DC ¹
		Brute Force HD	21-9022DP ¹			Brute Force	21-8000DP ¹
Sierra 3500	6.0L V8 F/I	Brute Force	21-8000DC ¹	Yukon	5.3L V8 F/I	Brute Force	21-8000DC ¹
		Brute Force	21-8000DP ¹			Brute Force	21-8000DP ¹
Sierra 3500	6.6L V8 DSL	Brute Force	21-8017DC ¹	Yukon Denali	6.0L V8 F/I	Brute Force	21-8000DC ¹
		Brute Force	21-8017DP ¹			Brute Force	21-8000DP ¹
		Brute Force HD	21-9022DC ¹	Yukon Denali XL	6.0L V8 F/I	Brute Force	21-8000DC ¹
		Brute Force HD	21-9022DP ¹			Brute Force	21-8000DP ¹
Sierra Denali	6.0L V8 F/I	Brute Force	21-8000DC ¹	Yukon XL 1500	5.3L V8 F/I	Brute Force	21-8000DC ¹
		Brute Force	21-8000DP ¹			Brute Force	21-8000DP ¹
Yukon	4.8L V8 F/I	Brute Force	21-8000DC ¹	Yukon XL 2500	6.0L V8 F/I	Brute Force	21-8000DC ¹
		Brute Force	21-8000DP ¹			Brute Force	21-8000DP ¹
Yukon	5.3L V8 F/I	Brute Force	21-8000DC ¹	2003 GMC			
		Brute Force	21-8000DP ¹	Sierra 1500	4.8L V8 F/I	Brute Force	21-8000DC ¹
Yukon Denali	6.0L V8 F/I	Brute Force	21-8000DC ¹			Brute Force	21-8000DP ¹
		Brute Force	21-8000DP ¹	Sierra 1500	5.3L V8 F/I	Brute Force	21-8000DC ¹
Yukon Denali XL	6.0L V8 F/I	Brute Force	21-8000DC ¹			Brute Force	21-8000DP ¹
		Brute Force	21-8000DP ¹	Sierra 1500 HD	6.0L V8 F/I	Brute Force	21-8000DC ¹
Yukon XL 1500	5.3L V8 F/I	Brute Force	21-8000DC ¹			Brute Force	21-8000DP ¹

1) Street legal in all US states. 2) Not legal for sale or use on any pollution controlled motor vehicle in California or states adopting California emission procedures. Part numbers ending in DP or P=Polished Aluminum tube, DC or C=Gunmetal Grey, R=Red, B=Blue, WR=Wrinkle Red, DS=Rotomolded tube.



Vehicle	Engine Type	Style	Part Number	Vehicle	Engine Type	Style	Part Number
2003 GMC				2002 GMC			
Sierra 2500	6.0L V8 F/I	Brute Force	21-8000DC ¹	Sierra Denali	6.0L V8 F/I	Brute Force	21-8000DC ¹
		Brute Force	21-8000DP ¹			Brute Force	21-8000DP ¹
Sierra 2500 HD	6.0L V8 F/I	Brute Force	21-8000DC ¹	Sonoma	2.2L L4 F/I	Brute Force	21-8009DC ¹
		Brute Force	21-8000DP ¹			Brute Force	21-8009DP ¹
Sierra 2500 HD	6.6L V8 DSL	Brute Force	21-8013DC ¹	Sonoma	4.3L V6 F/I	Brute Force	21-8005DC ¹
		Brute Force	21-8013DP ¹			Brute Force	21-8005DP ¹
		Brute Force HD	21-9021DC ¹	Yukon	4.8L V8 F/I	Brute Force	21-8000DC ¹
		Brute Force HD	21-9021DP ¹			Brute Force	21-8000DP ¹
Sierra 2500 HD	8.1L V8 F/I	Brute Force	21-8014DC ¹	Yukon	5.3L V8 F/I	Brute Force	21-8000DC ¹
		Brute Force	21-8014DP ¹			Brute Force	21-8000DP ¹
Sierra 3500	6.0L V8 F/I	Brute Force	21-8000DC ¹	Yukon Denali	6.0L V8 F/I	Brute Force	21-8000DC ¹
		Brute Force	21-8000DP ¹			Brute Force	21-8000DP ¹
Sierra 3500	6.6L V8 DSL	Brute Force	21-8013DC ¹	Yukon Denali XL	6.0L V8 F/I	Brute Force	21-8000DC ¹
		Brute Force	21-8013DP ¹			Brute Force	21-8000DP ¹
		Brute Force HD	21-9021DC ¹	Yukon XL 1500	5.3L V8 F/I	Brute Force	21-8000DC ¹
		Brute Force HD	21-9021DP ¹			Brute Force	21-8000DP ¹
Sierra 3500	8.1L V8 F/I	Brute Force	21-8014DC ¹	Yukon XL 2500	6.0L V8 F/I	Brute Force	21-8000DC ¹
		Brute Force	21-8014DP ¹			Brute Force	21-8000DP ¹
Sierra Denali	6.0L V8 F/I	Brute Force	21-8000DC ¹	2001 GMC			
		Brute Force	21-8000DP ¹	Jimmy	4.3L V6 F/I	Brute Force	21-8005DC ¹
Sonoma	2.2L L4 F/I	Brute Force	21-8009DC ¹			Brute Force	21-8005DP ¹
		Brute Force	21-8009DP ¹	Sierra 1500	4.8L V8 F/I	Brute Force	21-8000DC ¹
Sonoma	4.3L V6 F/I	Brute Force	21-8005DC ¹			Brute Force	21-8000DP ¹
		Brute Force	21-8005DP ¹	Sierra 1500	5.3L V8 F/I	Brute Force	21-8000DC ¹
Yukon	4.8L V8 F/I	Brute Force	21-8000DC ¹			Brute Force	21-8000DP ¹
		Brute Force	21-8000DP ¹	Sierra 1500	6.0L V8 F/I	Brute Force	21-8000DC ¹
Yukon	5.3L V8 F/I	Brute Force	21-8000DC ¹			Brute Force	21-8000DP ¹
		Brute Force	21-8000DP ¹	Sierra 1500 HD	6.0L V8 F/I	Brute Force	21-8000DC ¹
Yukon Denali	6.0L V8 F/I	Brute Force	21-8000DC ¹			Brute Force	21-8000DP ¹
		Brute Force	21-8000DP ¹	Sierra 2500	6.0L V8 F/I	Brute Force	21-8000DC ¹
Yukon Denali XL	6.0L V8 F/I	Brute Force	21-8000DC ¹			Brute Force	21-8000DP ¹
		Brute Force	21-8000DP ¹	Sierra 2500 HD	6.0L V8 F/I	Brute Force	21-8000DC ¹
Yukon XL 1500	5.3L V8 F/I	Brute Force	21-8000DC ¹			Brute Force	21-8000DP ¹
		Brute Force	21-8000DP ¹	Sierra 2500 HD	6.6L V8 DSL	Brute Force	21-8013DC ¹
Yukon XL 2500	6.0L V8 F/I	Brute Force	21-8000DC ¹			Brute Force	21-8013DP ¹
		Brute Force	21-8000DP ¹			Brute Force HD	21-9021DC ¹
2002 GMC						Brute Force HD	21-9021DP ¹
Sierra 1500	4.8L V8 F/I	Brute Force	21-8000DC ¹	Sierra 2500 HD	8.1L V8 F/I	Brute Force	21-8014DC ¹
		Brute Force	21-8000DP ¹			Brute Force	21-8014DP ¹
Sierra 1500	5.3L V8 F/I	Brute Force	21-8000DC ¹	Sierra 3500	6.0L V8 F/I	Brute Force	21-8000DC ¹
		Brute Force	21-8000DP ¹			Brute Force	21-8000DP ¹
Sierra 1500 HD	6.0L V8 F/I	Brute Force	21-8000DC ¹	Sierra 3500	6.6L V8 DSL	Brute Force	21-8013DC ¹
		Brute Force	21-8000DP ¹			Brute Force	21-8013DP ¹
Sierra 2500	6.0L V8 F/I	Brute Force	21-8000DC ¹			Brute Force HD	21-9021DC ¹
		Brute Force	21-8000DP ¹			Brute Force HD	21-9021DP ¹
Sierra 2500 HD	6.0L V8 F/I	Brute Force	21-8000DC ¹	Sierra 3500	8.1L V8 F/I	Brute Force	21-8014DC ¹
		Brute Force	21-8000DP ¹			Brute Force	21-8014DP ¹
Sierra 2500 HD	6.6L V8 DSL	Brute Force	21-8013DC ¹	Sonoma	2.2L L4 F/I	Brute Force	21-8009DC ¹
		Brute Force	21-8013DP ¹			Brute Force	21-8009DP ¹
		Brute Force HD	21-9021DC ¹	Sonoma	4.3L V6 F/I	Brute Force	21-8005DC ¹
		Brute Force HD	21-9021DP ¹			Brute Force	21-8005DP ¹
Sierra 2500 HD	8.1L V8 F/I	Brute Force	21-8014DC ¹	Yukon	4.8L V8 F/I	Brute Force	21-8000DC ¹
		Brute Force	21-8014DP ¹			Brute Force	21-8000DP ¹
Sierra 3500	6.0L V8 F/I	Brute Force	21-8000DC ¹	Yukon	5.3L V8 F/I	Brute Force	21-8000DC ¹
		Brute Force	21-8000DP ¹			Brute Force	21-8000DP ¹
Sierra 3500	6.6L V8 DSL	Brute Force	21-8013DC ¹	Yukon Denali	6.0L V8 F/I	Brute Force	21-8000DC ¹
		Brute Force	21-8013DP ¹			Brute Force	21-8000DP ¹
		Brute Force HD	21-9021DC ¹	Yukon Denali XL	6.0L V8 F/I	Brute Force	21-8000DC ¹
		Brute Force HD	21-9021DP ¹			Brute Force	21-8000DP ¹
Sierra 3500	8.1L V8 F/I	Brute Force	21-8014DC ¹	Yukon XL 2500	6.0L V8 F/I	Brute Force	21-8000DC ¹
		Brute Force	21-8014DP ¹			Brute Force	21-8000DP ¹

1) Street legal in all US states. 2) Not legal for sale or use on any pollution controlled motor vehicle in California or states adopting California emission procedures. Part numbers ending in DP or P=Polished Aluminum tube, DC or C=Gunmetal Grey, R=Red, B=Blue, WR=Wrinkle Red, DS=Rotomolded tube.



AIR INTAKE SYSTEMS

GMC

Vehicle	Engine Type	Style	Part Number	Vehicle	Engine Type	Style	Part Number
2000 GMC				1999 GMC			
C2500	5.7L V8 F/I	Brute Force	21-8011DC ¹	Sierra 1500	4.8L V8 F/I	Brute Force	21-8000DC ¹
		Brute Force	21-8011DP ¹			Brute Force	21-8000DP ¹
C3500	5.7L V8 F/I	Brute Force	21-8011DC ¹	Sierra 1500	5.3L V8 F/I	Brute Force	21-8000DC ¹
		Brute Force	21-8011DP ¹			Brute Force	21-8000DP ¹
Jimmy	4.3L V6 F/I	Brute Force	21-8005DC ¹	Sierra 2500	5.3L V8 F/I	Brute Force	21-8000DC ¹
		Brute Force	21-8005DP ¹			Brute Force	21-8000DP ¹
K2500	5.7L V8 F/I	Brute Force	21-8011DC ¹	Sierra 2500	6.0L V8 F/I	Brute Force	21-8000DC ¹
		Brute Force	21-8011DP ¹			Brute Force	21-8000DP ¹
K3500	5.7L V8 F/I	Brute Force	21-8011DC ¹	Sonoma	2.2L L4 F/I	Brute Force	21-8009DC ¹
		Brute Force	21-8011DP ¹			Brute Force	21-8009DP ¹
Sierra 1500	4.8L V8 F/I	Brute Force	21-8000DC ¹	Sonoma	4.3L V6 F/I	Brute Force	21-8005DC ¹
		Brute Force	21-8000DP ¹			Brute Force	21-8005DP ¹
Sierra 1500	5.3L V8 F/I	Brute Force	21-8000DC ¹	Yukon	5.7L V8 F/I	Brute Force	21-8011DC ¹
		Brute Force	21-8000DP ¹			Brute Force	21-8011DP ¹
Sierra 2500	5.3L V8 F/I	Brute Force	21-8000DC ¹	Yukon Denali	5.7L V8 F/I	Brute Force	21-8011DC ¹
		Brute Force	21-8000DP ¹			Brute Force	21-8011DP ¹
Sierra 2500	6.0L V8 F/I	Brute Force	21-8000DC ¹	1998 GMC			
		Brute Force	21-8000DP ¹	C1500	5.0L V8 F/I	Brute Force	21-8011DC ¹
Sonoma	2.2L L4 F/I	Brute Force	21-8009DC ¹			Brute Force	21-8011DP ¹
		Brute Force	21-8009DP ¹	C1500	5.7L V8 F/I	Brute Force	21-8011DC ¹
Sonoma	4.3L V6 F/I	Brute Force	21-8005DC ¹			Brute Force	21-8011DP ¹
		Brute Force	21-8005DP ¹	C1500 Suburban	5.7L V8 F/I	Brute Force	21-8011DC ¹
Yukon	4.8L V8 F/I	Brute Force	21-8000DC ¹			Brute Force	21-8011DP ¹
		Brute Force	21-8000DP ¹	C2500	5.0L V8 F/I	Brute Force	21-8011DC ¹
Yukon	5.3L V8 F/I	Brute Force	21-8000DC ¹			Brute Force	21-8011DP ¹
		Brute Force	21-8000DP ¹	C2500	5.7L V8 F/I	Brute Force	21-8011DC ¹
Yukon Denali	5.7L V8 F/I	Brute Force	21-8011DC ¹			Brute Force	21-8011DP ¹
		Brute Force	21-8011DP ¹	C2500 Suburban	5.7L V8 F/I	Brute Force	21-8011DC ¹
Yukon XL 2500	6.0L V8 F/I	Brute Force	21-8000DC ¹			Brute Force	21-8011DP ¹
		Brute Force	21-8000DP ¹	C3500	5.7L V8 F/I	Brute Force	21-8011DC ¹
						Brute Force	21-8011DP ¹
1999 GMC				Jimmy	4.3L V6 F/I	Brute Force	21-8005DC ¹
C1500	5.0L V8 F/I	Brute Force	21-8011DC ¹			Brute Force	21-8005DP ¹
		Brute Force	21-8011DP ¹	K1500	5.0L V8 F/I	Brute Force	21-8011DC ¹
C1500	5.7L V8 F/I	Brute Force	21-8011DC ¹			Brute Force	21-8011DP ¹
		Brute Force	21-8011DP ¹	K1500	5.7L V8 F/I	Brute Force	21-8011DC ¹
C1500 Suburban	5.7L V8 F/I	Brute Force	21-8011DC ¹			Brute Force	21-8011DP ¹
		Brute Force	21-8011DP ¹	K1500 Suburban	5.7L V8 F/I	Brute Force	21-8011DC ¹
C2500	5.0L V8 F/I	Brute Force	21-8011DC ¹			Brute Force	21-8011DP ¹
		Brute Force	21-8011DP ¹	K2500	5.0L V8 F/I	Brute Force	21-8011DC ¹
C2500	5.7L V8 F/I	Brute Force	21-8011DC ¹			Brute Force	21-8011DP ¹
		Brute Force	21-8011DP ¹	K2500	5.7L V8 F/I	Brute Force	21-8011DC ¹
C2500 Suburban	5.7L V8 F/I	Brute Force	21-8011DC ¹			Brute Force	21-8011DP ¹
		Brute Force	21-8011DP ¹	K2500 Suburban	5.7L V8 F/I	Brute Force	21-8011DC ¹
C3500	5.7L V8 F/I	Brute Force	21-8011DC ¹			Brute Force	21-8011DP ¹
		Brute Force	21-8011DP ¹	K3500	5.7L V8 F/I	Brute Force	21-8011DC ¹
Jimmy	4.3L V6 F/I	Brute Force	21-8005DC ¹			Brute Force	21-8011DP ¹
		Brute Force	21-8005DP ¹	Sonoma	2.2L L4 F/I	Brute Force	21-8009DC ¹
K1500	5.0L V8 F/I	Brute Force	21-8011DC ¹			Brute Force	21-8009DP ¹
		Brute Force	21-8011DP ¹	Sonoma	4.3L V6 F/I	Brute Force	21-8005DC ¹
K1500	5.7L V8 F/I	Brute Force	21-8011DC ¹			Brute Force	21-8005DP ¹
		Brute Force	21-8011DP ¹	Yukon	5.7L V8 F/I	Brute Force	21-8011DC ¹
K1500 Suburban	5.7L V8 F/I	Brute Force	21-8011DC ¹			Brute Force	21-8011DP ¹
		Brute Force	21-8011DP ¹	1997 GMC			
K2500	5.0L V8 F/I	Brute Force	21-8011DC ¹	C1500	5.0L V8 F/I	Brute Force	21-8011DC ¹
		Brute Force	21-8011DP ¹			Brute Force	21-8011DP ¹
K2500	5.7L V8 F/I	Brute Force	21-8011DC ¹	C1500	5.7L V8 F/I	Brute Force	21-8011DC ¹
		Brute Force	21-8011DP ¹			Brute Force	21-8011DP ¹
K2500 Suburban	5.7L V8 F/I	Brute Force	21-8011DC ¹	C1500 Suburban	5.7L V8 F/I	Brute Force	21-8011DC ¹
		Brute Force	21-8011DP ¹			Brute Force	21-8011DP ¹
K3500	5.7L V8 F/I	Brute Force	21-8011DC ¹	C2500	5.0L V8 F/I	Brute Force	21-8011DC ¹
		Brute Force	21-8011DP ¹			Brute Force	21-8011DP ¹

1) Street legal in all US states. 2) Not legal for sale or use on any pollution controlled motor vehicle in California or states adopting California emission procedures. Part numbers ending in DP or P=Polished Aluminum tube, DC or C=Gunmetal Grey, R=Red, B=Blue, WR=Wrinkle Red, DS=Rotomolded tube.



Vehicle	Engine Type	Style	Part Number	Vehicle	Engine Type	Style	Part Number
1997 GMC				1996 GMC			
C2500	5.0L V8 F/I	Brute Force	21-8011DP ¹	Yukon	5.7L V8 F/I	Brute Force	21-8011DP ¹
C2500	5.7L V8 F/I	Brute Force	21-8011DC ¹	1995 GMC			
		Brute Force	21-8011DP ¹	C1500	5.0L V8 F/I	Brute Force	21-8001DC ¹
C2500 Suburban	5.7L V8 F/I	Brute Force	21-8011DC ¹			Brute Force	21-8001DP ¹
		Brute Force	21-8011DP ¹	C1500	5.7L V8 F/I	Brute Force	21-8001DC ¹
C3500	5.7L V8 F/I	Brute Force	21-8011DC ¹			Brute Force	21-8001DP ¹
		Brute Force	21-8011DP ¹	C1500 Suburban	5.7L V8 F/I	Brute Force	21-8001DC ¹
Jimmy	4.3L V6 F/I	Brute Force	21-8005DC ¹			Brute Force	21-8001DP ¹
		Brute Force	21-8005DP ¹	C2500	5.0L V8 F/I	Brute Force	21-8001DC ¹
K1500	5.0L V8 F/I	Brute Force	21-8011DC ¹			Brute Force	21-8001DP ¹
		Brute Force	21-8011DP ¹	C2500	5.7L V8 F/I	Brute Force	21-8001DC ¹
K1500	5.7L V8 F/I	Brute Force	21-8011DC ¹			Brute Force	21-8001DP ¹
		Brute Force	21-8011DP ¹	C3500	5.7L V8 F/I	Brute Force	21-8001DC ¹
K1500 Suburban	5.7L V8 F/I	Brute Force	21-8011DC ¹			Brute Force	21-8001DP ¹
		Brute Force	21-8011DP ¹	K1500	5.0L V8 F/I	Brute Force	21-8001DC ¹
K2500	5.0L V8 F/I	Brute Force	21-8011DC ¹			Brute Force	21-8001DP ¹
		Brute Force	21-8011DP ¹	K1500	5.7L V8 F/I	Brute Force	21-8001DC ¹
K2500	5.7L V8 F/I	Brute Force	21-8011DC ¹			Brute Force	21-8001DP ¹
		Brute Force	21-8011DP ¹	K1500 Suburban	5.7L V8 F/I	Brute Force	21-8001DC ¹
K2500 Suburban	5.7L V8 F/I	Brute Force	21-8011DC ¹			Brute Force	21-8001DP ¹
		Brute Force	21-8011DP ¹	K2500	5.0L V8 F/I	Brute Force	21-8001DC ¹
K3500	5.7L V8 F/I	Brute Force	21-8011DC ¹			Brute Force	21-8001DP ¹
		Brute Force	21-8011DP ¹	K2500	5.7L V8 F/I	Brute Force	21-8001DC ¹
Sonoma	4.3L V6 F/I	Brute Force	21-8005DC ¹			Brute Force	21-8001DP ¹
		Brute Force	21-8005DP ¹	K2500 Suburban	5.7L V8 F/I	Brute Force	21-8001DC ¹
Yukon	5.7L V8 F/I	Brute Force	21-8011DC ¹			Brute Force	21-8001DP ¹
		Brute Force	21-8011DP ¹	K3500	5.7L V8 F/I	Brute Force	21-8001DC ¹
		Brute Force	21-8011DP ¹			Brute Force	21-8001DP ¹
		Brute Force	21-8011DP ¹	Yukon	5.7L V8 F/I	Brute Force	21-8001DC ¹
		Brute Force	21-8011DP ¹			Brute Force	21-8001DP ¹
1996 GMC				1994 GMC			
C1500	5.0L V8 F/I	Brute Force	21-8011DC ¹	C1500	5.0L V8 F/I	Brute Force	21-8001DP ¹
		Brute Force	21-8011DP ¹			Brute Force	21-8001DC ¹
C1500	5.7L V8 F/I	Brute Force	21-8011DC ¹			Brute Force	21-8001DP ¹
		Brute Force	21-8011DP ¹	C1500	5.7L V8 F/I	Brute Force	21-8001DC ¹
C1500 Suburban	5.7L V8 F/I	Brute Force	21-8011DC ¹			Brute Force	21-8001DP ¹
		Brute Force	21-8011DP ¹	C1500 Suburban	5.7L V8 F/I	Brute Force	21-8001DC ¹
C2500	5.0L V8 F/I	Brute Force	21-8011DC ¹			Brute Force	21-8001DP ¹
		Brute Force	21-8011DP ¹	C2500	5.0L V8 F/I	Brute Force	21-8001DC ¹
C2500	5.7L V8 F/I	Brute Force	21-8011DC ¹			Brute Force	21-8001DP ¹
		Brute Force	21-8011DP ¹	C2500	5.7L V8 F/I	Brute Force	21-8001DC ¹
C2500 Suburban	5.7L V8 F/I	Brute Force	21-8011DC ¹			Brute Force	21-8001DP ¹
		Brute Force	21-8011DP ¹	C2500	5.7L V8 F/I	Brute Force	21-8001DC ¹
C3500	5.7L V8 F/I	Brute Force	21-8011DC ¹			Brute Force	21-8001DP ¹
		Brute Force	21-8011DP ¹	C3500	5.7L V8 F/I	Brute Force	21-8001DC ¹
Jimmy	4.3L V6 F/I	Brute Force	21-8005DC ¹			Brute Force	21-8001DP ¹
		Brute Force	21-8005DP ¹	K1500	5.0L V8 F/I	Brute Force	21-8001DC ¹
K1500	5.0L V8 F/I	Brute Force	21-8011DC ¹			Brute Force	21-8001DP ¹
		Brute Force	21-8011DP ¹	K1500	5.7L V8 F/I	Brute Force	21-8001DC ¹
K1500	5.7L V8 F/I	Brute Force	21-8011DC ¹			Brute Force	21-8001DP ¹
		Brute Force	21-8011DP ¹	K1500 Suburban	5.7L V8 F/I	Brute Force	21-8001DC ¹
K1500 Suburban	5.7L V8 F/I	Brute Force	21-8011DC ¹			Brute Force	21-8001DP ¹
		Brute Force	21-8011DP ¹	K2500	5.0L V8 F/I	Brute Force	21-8001DC ¹
K2500	5.0L V8 F/I	Brute Force	21-8011DC ¹			Brute Force	21-8001DP ¹
		Brute Force	21-8011DP ¹	K2500	5.7L V8 F/I	Brute Force	21-8001DC ¹
K2500	5.7L V8 F/I	Brute Force	21-8011DC ¹			Brute Force	21-8001DP ¹
		Brute Force	21-8011DP ¹	K2500 Suburban	5.7L V8 F/I	Brute Force	21-8001DC ¹
K2500 Suburban	5.7L V8 F/I	Brute Force	21-8011DC ¹			Brute Force	21-8001DP ¹
		Brute Force	21-8011DP ¹	K3500	5.7L V8 F/I	Brute Force	21-8001DC ¹
K3500	5.7L V8 F/I	Brute Force	21-8011DC ¹			Brute Force	21-8001DP ¹
		Brute Force	21-8011DP ¹	Yukon	5.7L V8 F/I	Brute Force	21-8001DC ¹
Sonoma	4.3L V6 F/I	Brute Force	21-8005DC ¹			Brute Force	21-8001DP ¹
		Brute Force	21-8005DP ¹			Brute Force	21-8001DP ¹
Yukon	5.7L V8 F/I	Brute Force	21-8011DC ¹			Brute Force	21-8001DP ¹

1) Street legal in all US states. 2) Not legal for sale or use on any pollution controlled motor vehicle in California or states adopting California emission procedures. Part numbers ending in DP or P=Polished Aluminum tube, DC or C=Gunmetal Grey, R=Red, B=Blue, WR=Wrinkle Red, DS=Rotomolded tube.



AIR INTAKE SYSTEMS

GMC

Vehicle	Engine Type	Style	Part Number	Vehicle	Engine Type	Style	Part Number
1993 GMC				1991 GMC			
C1500	5.0L V8 F/I	Brute Force	21-8001DP ¹	C1500	5.7L V8 F/I	Brute Force	21-8001DC ¹
		Brute Force	21-8001DC ¹	C2500	5.0L V8 F/I	Brute Force	21-8001DP ¹
C1500	5.7L V8 F/I	Brute Force	21-8001DC ¹			Brute Force	21-8001DC ¹
		Brute Force	21-8001DP ¹	C2500	5.7L V8 F/I	Brute Force	21-8001DP ¹
C1500 Suburban	5.7L V8 F/I	Brute Force	21-8001DP ¹			Brute Force	21-8001DC ¹
		Brute Force	21-8001DC ¹	C3500	5.7L V8 F/I	Brute Force	21-8001DP ¹
C2500	5.0L V8 F/I	Brute Force	21-8001DP ¹			Brute Force	21-8001DC ¹
		Brute Force	21-8001DC ¹	Jimmy	5.7L V8 F/I	Brute Force	21-8001DC ¹
C2500	5.7L V8 F/I	Brute Force	21-8001DP ¹			Brute Force	21-8001DP ¹
		Brute Force	21-8001DC ¹	K1500	5.0L V8 F/I	Brute Force	21-8001DP ¹
C3500	5.7L V8 F/I	Brute Force	21-8001DP ¹			Brute Force	21-8001DC ¹
		Brute Force	21-8001DC ¹	K1500	5.7L V8 F/I	Brute Force	21-8001DP ¹
K1500	5.0L V8 F/I	Brute Force	21-8001DP ¹			Brute Force	21-8001DC ¹
		Brute Force	21-8001DC ¹	K2500	5.0L V8 F/I	Brute Force	21-8001DP ¹
K1500	5.7L V8 F/I	Brute Force	21-8001DP ¹			Brute Force	21-8001DC ¹
		Brute Force	21-8001DC ¹	K2500	5.7L V8 F/I	Brute Force	21-8001DP ¹
K1500 Suburban	5.7L V8 F/I	Brute Force	21-8001DP ¹			Brute Force	21-8001DC ¹
		Brute Force	21-8001DC ¹	K3500	5.7L V8 F/I	Brute Force	21-8001DP ¹
K2500	5.0L V8 F/I	Brute Force	21-8001DC ¹			Brute Force	21-8001DC ¹
		Brute Force	21-8001DP ¹	R3500	5.7L V8 F/I	Brute Force	21-8001DP ¹
K2500	5.7L V8 F/I	Brute Force	21-8001DP ¹			Brute Force	21-8001DC ¹
		Brute Force	21-8001DC ¹	V3500	5.7L V8 F/I	Brute Force	21-8001DP ¹
K2500 Suburban	5.7L V8 F/I	Brute Force	21-8001DP ¹			Brute Force	21-8001DC ¹
		Brute Force	21-8001DC ¹	1990 GMC			
K3500	5.7L V8 F/I	Brute Force	21-8001DP ¹	C1500	5.0L V8 F/I	Brute Force	21-8001DC ¹
		Brute Force	21-8001DC ¹			Brute Force	21-8001DP ¹
Yukon	5.7L V8 F/I	Brute Force	21-8001DP ¹	C1500	5.7L V8 F/I	Brute Force	21-8001DP ¹
		Brute Force	21-8001DC ¹			Brute Force	21-8001DC ¹
1992 GMC				C2500	5.0L V8 F/I	Brute Force	21-8001DP ¹
C1500	5.0L V8 F/I	Brute Force	21-8001DP ¹			Brute Force	21-8001DC ¹
		Brute Force	21-8001DC ¹	C2500	5.7L V8 F/I	Brute Force	21-8001DP ¹
C1500	5.7L V8 F/I	Brute Force	21-8001DP ¹			Brute Force	21-8001DC ¹
		Brute Force	21-8001DC ¹	C3500	5.7L V8 F/I	Brute Force	21-8001DP ¹
C1500 Suburban	5.7L V8 F/I	Brute Force	21-8001DP ¹			Brute Force	21-8001DC ¹
		Brute Force	21-8001DC ¹	Jimmy	5.7L V8 F/I	Brute Force	21-8001DP ¹
C2500	5.0L V8 F/I	Brute Force	21-8001DP ¹			Brute Force	21-8001DC ¹
		Brute Force	21-8001DC ¹	K1500	5.0L V8 F/I	Brute Force	21-8001DP ¹
C2500	5.7L V8 F/I	Brute Force	21-8001DP ¹			Brute Force	21-8001DC ¹
		Brute Force	21-8001DC ¹	K1500	5.7L V8 F/I	Brute Force	21-8001DP ¹
C3500	5.7L V8 F/I	Brute Force	21-8001DP ¹			Brute Force	21-8001DC ¹
		Brute Force	21-8001DC ¹	K2500	5.0L V8 F/I	Brute Force	21-8001DP ¹
K1500	5.0L V8 F/I	Brute Force	21-8001DP ¹			Brute Force	21-8001DC ¹
		Brute Force	21-8001DC ¹	K2500	5.7L V8 F/I	Brute Force	21-8001DP ¹
K1500	5.7L V8 F/I	Brute Force	21-8001DP ¹			Brute Force	21-8001DC ¹
		Brute Force	21-8001DC ¹	K3500	5.7L V8 F/I	Brute Force	21-8001DP ¹
K1500 Suburban	5.7L V8 F/I	Brute Force	21-8001DP ¹			Brute Force	21-8001DC ¹
		Brute Force	21-8001DC ¹	R3500	5.7L V8 F/I	Brute Force	21-8001DP ¹
K2500	5.0L V8 F/I	Brute Force	21-8001DP ¹			Brute Force	21-8001DC ¹
		Brute Force	21-8001DC ¹	V3500	5.7L V8 F/I	Brute Force	21-8001DP ¹
K2500	5.7L V8 F/I	Brute Force	21-8001DP ¹			Brute Force	21-8001DC ¹
		Brute Force	21-8001DC ¹	2017 HONDA			
K2500 Suburban	5.7L V8 F/I	Brute Force	21-8001DC ¹	Accord	2.4L L4 F/I	Cold Air	21-747C ²
		Brute Force	21-8001DP ¹	Civic	1.5L L4 F/I	Cold Air	21-798C ²
K3500	5.7L V8 F/I	Brute Force	21-8001DP ¹	Ridgeline	3.5L V6 F/I	Cold Air	21-795C ²
		Brute Force	21-8001DC ¹	2016 HONDA			
Yukon	5.7L V8 F/I	Brute Force	21-8001DC ¹	Accord	2.4L L4 F/I	Cold Air	21-747C ²
		Brute Force	21-8001DP ¹	Accord	3.5L V6 F/I	Cold Air	21-751C ²
1991 GMC				Civic	1.5L L4 F/I	Cold Air	21-798C ²
C1500	5.0L V8 F/I	Brute Force	21-8001DP ¹	Civic	2.0L L4 F/I	Cold Air	21-792C ²
		Brute Force	21-8001DC ¹	CR-V	2.4L L4 F/I	Cold Air	21-790C ²
C1500	5.7L V8 F/I	Brute Force	21-8001DP ¹				

1) Street legal in all US states. 2) Not legal for sale or use on any pollution controlled motor vehicle in California or states adopting California emission procedures. Part numbers ending in DP or P=Polished Aluminum tube, DC or C=Gunmetal Grey, R=Red, B=Blue, WR=Wrinkle Red, DS=Rotomolded tube.



Vehicle	Engine Type	Style	Part Number	Vehicle	Engine Type	Style	Part Number
2016 HONDA				2010 HONDA			
Fit	1.5L L4 F/I	Cold Air	21-748C ¹	Civic Si	2.0L L4 F/I	Cold Air	21-685P ¹
HR-V	1.8L L4 F/I	Cold Air	21-800C ²	2009 HONDA			
Pilot	3.5L V6 F/I	Cold Air	21-795C ²	Accord	3.5L V6 F/I - Exc. LEV2 SULEV Test Group 9HNXV03.5EC3	Cold Air	21-683C ¹
2015 HONDA						Cold Air	21-683P ¹
Accord	2.4L L4 F/I - Exc. LEV2 SULEV Test Group FHNXV02.43K3 & FHNXV02.44K3	Cold Air	21-747C ¹	Civic	1.8L L4 F/I - Exc. GX	Cold Air	21-686C ¹
Accord	3.5L V6 F/I	Cold Air	21-751C ²			Cold Air	21-686P ¹
Civic Si	2.4L L4 F/I	Cold Air	21-716C ²	Civic Si	2.0L L4 F/I	Cold Air	21-685C ¹
		Cold Air	21-716P ²			Cold Air	21-685P ¹
CR-V	2.4L L4 F/I	Cold Air	21-790C ²	S2000	2.2L L4 F/I	Cold Air	21-690C ¹
Fit	1.5L L4 F/I	Cold Air	21-748C ¹			Cold Air	21-690P ¹
2014 HONDA				2008 HONDA			
Accord	2.4L L4 F/I - Exc. LEV2 SULEV Test Group EHNXV02.46C3	Cold Air	21-747C ¹	Accord	3.5L V6 F/I - Exc. LEV2 SULEV Test Group 8HNXV03.5BMC	Cold Air	21-683C ¹
Accord	3.5L V6 F/I	Cold Air	21-751C ²			Cold Air	21-683P ¹
Civic	1.8L L4 F/I	Cold Air	21-714C ¹	Civic	1.8L L4 F/I - Exc. GX	Cold Air	21-686C ¹
		Cold Air	21-714P ¹			Cold Air	21-686P ¹
Civic Si	2.4L L4 F/I	Cold Air	21-716C ¹	Civic Si	2.0L L4 F/I	Cold Air	21-685C ¹
		Cold Air	21-716P ¹			Cold Air	21-685P ¹
CR-Z	1.5L L4 F/I	Cold Air	21-700C ¹	Fit	1.5L L4 F/I - w/Manual Trans.	Cold Air	21-518B ¹
		Cold Air	21-700P ¹			Cold Air	21-518C ¹
2013 HONDA						Cold Air	21-518P ¹
Accord	2.4L L4 F/I - Exc. LEV2 SULEV Test Group DHNXV02.4NC3	Cold Air	21-747C ¹	Ridgeline	3.5L V6 F/I	Brute Force	21-8600DC ¹
Accord	3.5L V6 F/I	Cold Air	21-751C ²			Brute Force	21-8600DP ¹
Civic	1.8L L4 F/I	Cold Air	21-714C ¹	S2000	2.2L L4 F/I	Cold Air	21-690C ¹
		Cold Air	21-714P ¹			Cold Air	21-690P ¹
Civic Si	2.4L L4 F/I	Cold Air	21-716C ¹	2007 HONDA			
		Cold Air	21-716P ¹	Accord	3.0L V6 F/I - Exc. LEV2 SULEV Test Group 7HNX03.0ZMC	Cold Air	21-510C ¹
CR-Z	1.5L L4 F/I	Cold Air	21-700C ¹			Cold Air	21-510P ¹
		Cold Air	21-700P ¹	Civic	1.8L L4 F/I - Exc. GX	Cold Air	21-686C ¹
2012 HONDA						Cold Air	21-686P ¹
Civic	1.8L L4 F/I	Cold Air	21-714C ¹	Civic Si	2.0L L4 F/I	Cold Air	21-685C ¹
		Cold Air	21-714P ¹			Cold Air	21-685P ¹
Civic Si	2.4L L4 F/I	Cold Air	21-716C ¹	CR-Z	1.5L L4 F/I	Cold Air	21-700C ¹
		Cold Air	21-716P ¹			Cold Air	21-700P ¹
CR-Z	1.5L L4 F/I	Cold Air	21-700C ¹	2011 HONDA			
		Cold Air	21-700P ¹	Accord	3.5L V6 F/I	Cold Air	21-683C ¹
2011 HONDA						Cold Air	21-683P ¹
Accord	3.5L V6 F/I	Cold Air	21-683C ¹	Civic	1.8L L4 F/I - Exc. GX	Cold Air	21-686C ¹
		Cold Air	21-683P ¹			Cold Air	21-686P ¹
Civic	1.8L L4 F/I - Exc. GX	Cold Air	21-686C ¹	Civic Si	2.0L L4 F/I	Cold Air	21-685C ¹
		Cold Air	21-686P ¹			Cold Air	21-685P ¹
Civic Si	2.0L L4 F/I	Cold Air	21-685C ¹	CR-Z	1.5L L4 F/I	Cold Air	21-700C ¹
		Cold Air	21-685P ¹			Cold Air	21-700P ¹
CR-Z	1.5L L4 F/I	Cold Air	21-700C ¹	2010 HONDA			
		Cold Air	21-700P ¹	Accord	3.5L V6 F/I	Cold Air	21-683C ¹
2010 HONDA						Cold Air	21-683P ¹
Accord	3.5L V6 F/I	Cold Air	21-683C ¹	Civic	1.8L L4 F/I - Exc. GX	Cold Air	21-686C ¹
		Cold Air	21-683P ¹			Cold Air	21-686P ¹
Civic	1.8L L4 F/I - Exc. GX	Cold Air	21-686C ¹	Civic Si	2.0L L4 F/I	Cold Air	21-685C ¹
		Cold Air	21-686P ¹			Cold Air	21-685P ¹
Civic Si	2.0L L4 F/I	Cold Air	21-685C ¹	Fit	1.5L L4 F/I - w/Manual Trans.	Cold Air	21-518B ¹
		Cold Air	21-685P ¹			Cold Air	21-518C ¹
CR-Z	1.5L L4 F/I	Cold Air	21-700C ¹			Cold Air	21-518P ¹
		Cold Air	21-700P ¹	2007 HONDA			
2010 HONDA				Accord	3.0L V6 F/I - Exc. LEV2 SULEV Test Group 7HNX03.0ZMC	Cold Air	21-510C ¹
Accord	3.5L V6 F/I	Cold Air	21-683C ¹			Cold Air	21-510P ¹
		Cold Air	21-683P ¹	Civic	1.8L L4 F/I - Exc. GX	Cold Air	21-686C ¹
Civic	1.8L L4 F/I - Exc. GX	Cold Air	21-686C ¹			Cold Air	21-686P ¹
		Cold Air	21-686P ¹	Civic Si	2.0L L4 F/I	Cold Air	21-685C ¹
Civic Si	2.0L L4 F/I	Cold Air	21-685C ¹			Cold Air	21-685P ¹
		Cold Air	21-685P ¹	CR-Z	1.5L L4 F/I	Cold Air	21-700C ¹
CR-Z	1.5L L4 F/I	Cold Air	21-700C ¹			Cold Air	21-700P ¹
		Cold Air	21-700P ¹	Fit	1.5L L4 F/I - w/Manual Trans.	Cold Air	21-518B ¹
2010 HONDA						Cold Air	21-518C ¹
Accord	3.5L V6 F/I	Cold Air	21-683C ¹			Cold Air	21-518P ¹
		Cold Air	21-683P ¹	2007 HONDA			
Civic	1.8L L4 F/I - Exc. GX	Cold Air	21-686C ¹	Accord	3.0L V6 F/I - Exc. LEV2 SULEV Test Group 7HNX03.0ZMC	Cold Air	21-510C ¹
		Cold Air	21-686P ¹			Cold Air	21-510P ¹
Civic Si	2.0L L4 F/I	Cold Air	21-685C ¹	Civic	1.8L L4 F/I - Exc. GX	Cold Air	21-686C ¹
		Cold Air	21-685P ¹			Cold Air	21-686P ¹
CR-Z	1.5L L4 F/I	Cold Air	21-700C ¹	Civic Si	2.0L L4 F/I	Cold Air	21-685C ¹
		Cold Air	21-700P ¹			Cold Air	21-685P ¹
2010 HONDA						Short Ram	22-516B ¹
Accord	3.5L V6 F/I	Cold Air	21-683C ¹			Short Ram	22-516P ¹
		Cold Air	21-683P ¹			Short Ram	22-516R ¹
Civic	1.8L L4 F/I - Exc. GX	Cold Air	21-686C ¹	Fit	1.5L L4 F/I - w/Manual Trans.	Cold Air	21-518B ¹
		Cold Air	21-686P ¹			Cold Air	21-518C ¹
Civic Si	2.0L L4 F/I	Cold Air	21-685C ¹			Cold Air	21-518P ¹
		Cold Air	21-685P ¹	2007 HONDA			
CR-Z	1.5L L4 F/I	Cold Air	21-700C ¹	Accord	3.0L V6 F/I - Exc. LEV2 SULEV Test Group 7HNX03.0ZMC	Cold Air	21-510C ¹
		Cold Air	21-700P ¹			Cold Air	21-510P ¹

1) Street legal in all US states. 2) Not legal for sale or use on any pollution controlled motor vehicle in California or states adopting California emission procedures. Part numbers ending in DP or P=Polished Aluminum tube, DC or C=Gunmetal Grey, R=Red, B=Blue, WR=Wrinkle Red, DS=Rotomolded tube.



AIR INTAKE SYSTEMS

HONDA

Vehicle	Engine Type	Style	Part Number	Vehicle	Engine Type	Style	Part Number
2007 HONDA				2005 HONDA			
Fit	1.5L L4 F/I - w/Manual Trans.	Cold Air	21-518R ¹	Civic LX	1.7L L4 F/I	Short Ram	22-503R ¹
Ridgeline	3.5L V6 F/I	Brute Force	21-8600DC ¹	Civic LX	1.7L L4 F/I - w/Manual Trans.	Dual Chamber	24-6102C ¹
S2000	2.2L L4 F/I	Brute Force	21-8600DP ¹			Cold Air	21-502C ¹
		Cold Air	21-690C ¹			Cold Air	21-502P ¹
		Cold Air	21-690P ¹			Cold Air	21-502R ¹
2006 HONDA				2005 HONDA			
Accord	3.0L V6 F/I - Exc. LEV2 SULEV Test Group 6HNX03.0WMC	Cold Air	21-510C ¹	Civic Si	1.7L L4 F/I	Short Ram	22-508B ¹
		Cold Air	21-510P ¹	Civic Si	2.0L L4 F/I	Short Ram	22-508P ¹
Accord	3.0L V6 F/I - Exc. LEV2 SULEV Test Group 6HNXV03.0WMMG	Dual Chamber	24-6110C ¹			Short Ram	22-508R ¹
Civic	1.8L L4 F/I - Exc. GX	Cold Air	21-686C ¹	Civic Value Package	1.7L L4 F/I	Cold Air	21-508C ¹
		Cold Air	21-686P ¹			Cold Air	21-508R ¹
Civic Si	2.0L L4 F/I	Cold Air	21-685C ¹	Civic Value Package	1.7L L4 F/I - w/Manual Trans.	Short Ram	22-508B ¹
		Cold Air	21-685P ¹			Short Ram	22-508P ¹
		Short Ram	22-516B ¹			Short Ram	22-508R ¹
		Short Ram	22-516P ¹	Element	2.4L L4 F/I	Dual Chamber	24-6108C ¹
		Short Ram	22-516R ¹			Short Ram	22-503B ¹
Element	2.4L L4 F/I	Cold Air	21-515C ¹	Civic Value Package	1.7L L4 F/I - w/Manual Trans.	Short Ram	22-503P ¹
		Cold Air	21-515P ¹			Short Ram	22-503R ¹
Ridgeline	3.5L V6 F/I	Brute Force	21-8600DC ¹	Element	2.4L L4 F/I	Cold Air	21-502C ¹
		Brute Force	21-8600DP ¹			Cold Air	21-502P ¹
S2000	2.2L L4 F/I	Cold Air	21-690C ¹	S2000	2.2L L4 F/I	Cold Air	21-502R ¹
		Cold Air	21-690P ¹			Cold Air	21-515C ¹
						Cold Air	21-515P ¹
2005 HONDA				2004 HONDA			
Accord	3.0L V6 F/I	Dual Chamber	24-6110C ¹	Accord	2.4L L4 F/I - w/o Mass Air, Exc. LEV2 SULEV Test Group 4HNXV02.4KCV	Cold Air	21-511C ¹
Accord	3.0L V6 F/I - Exc. LEV2 SULEV Test Group 5HNXV03.01B4	Cold Air	21-510C ¹			Cold Air	21-511P ¹
		Cold Air	21-510P ¹			Cold Air	21-511B ¹
Civic DX	1.7L L4 F/I	Short Ram	22-503B ¹			Short Ram	22-511P ¹
		Short Ram	22-503P ¹			Short Ram	22-511R ¹
		Short Ram	22-503R ¹			Short Ram	22-511P ¹
		Dual Chamber	24-6102C ¹			Short Ram	22-511P ¹
Civic DX	1.7L L4 F/I - w/Manual Trans.	Cold Air	21-502C ¹			Short Ram	22-511P ¹
		Cold Air	21-502P ¹			Short Ram	22-511P ¹
		Cold Air	21-502R ¹			Short Ram	22-511P ¹
Civic EX	1.7L L4 F/I	Short Ram	22-501B ¹			Short Ram	22-511P ¹
		Short Ram	22-501P ¹			Short Ram	22-511P ¹
		Short Ram	22-501R ¹			Short Ram	22-511P ¹
		Dual Chamber	24-6100C ¹			Short Ram	22-511P ¹
Civic EX	1.7L L4 F/I - w/Manual Trans.	Cold Air	21-500B ¹	Accord	3.0L V6 F/I	Cold Air	21-510C ¹
		Cold Air	21-500C ¹			Cold Air	21-510P ¹
		Cold Air	21-500P ¹			Dual Chamber	24-6110C ¹
		Cold Air	21-500R ¹	Civic DX	1.7L L4 F/I	Short Ram	22-503B ¹
Civic LX	1.7L L4 F/I	Short Ram	22-503B ¹			Short Ram	22-503P ¹
		Short Ram	22-503P ¹			Short Ram	22-503R ¹
				Civic DX	1.7L L4 F/I - w/Manual Trans.	Dual Chamber	24-6102C ¹
						Cold Air	21-502C ¹

1) Street legal in all US states. 2) Not legal for sale or use on any pollution controlled motor vehicle in California or states adopting California emission procedures. Part numbers ending in DP or P=Polished Aluminum tube, DC or C=Gunmetal Grey, R=Red, B=Blue, WR=Wrinkle Red, DS=Rotomolded tube.



Vehicle	Engine Type	Style	Part Number	Vehicle	Engine Type	Style	Part Number
2004 HONDA				2003 HONDA			
Civic DX	1.7L L4 F/I - w/Manual Trans.	Cold Air	21-502P ¹	Accord	2.4L L4 F/I - w/o Mass Air, Exc. LEV2 SULEV Test Group 3HNXV02.4KCP	Short Ram	22-511P ¹
		Cold Air	21-502R ¹			Short Ram	22-511R ¹
Civic EX	1.7L L4 F/I	Short Ram	22-501B ¹				
		Short Ram	22-501P ¹				
		Short Ram	22-501R ¹				
		Dual Chamber	24-6100C ¹				
Civic EX	1.7L L4 F/I - w/Manual Trans.	Cold Air	21-500B ¹	Accord	3.0L V6 F/I	Cold Air	21-510C ¹
		Cold Air	21-500C ¹			Cold Air	21-510P ¹
		Cold Air	21-500P ¹			Dual Chamber	24-6110C ¹
		Cold Air	21-500R ¹	Civic DX	1.7L L4 F/I	Short Ram	22-503B ¹
Civic LX	1.7L L4 F/I	Short Ram	22-503B ¹			Short Ram	22-503P ¹
		Short Ram	22-503P ¹			Short Ram	22-503R ¹
		Short Ram	22-503R ¹			Dual Chamber	24-6102C ¹
		Dual Chamber	24-6102C ¹	Civic DX	1.7L L4 F/I - w/Manual Trans.	Cold Air	21-502C ¹
Civic LX	1.7L L4 F/I - w/Manual Trans.	Cold Air	21-502C ¹			Cold Air	21-502P ¹
		Cold Air	21-502P ¹			Cold Air	21-502R ¹
		Cold Air	21-502R ¹	Civic EX	1.7L L4 F/I	Short Ram	22-501B ¹
Civic Si	1.7L L4 F/I	Short Ram	22-508B ¹			Short Ram	22-501P ¹
		Short Ram	22-508P ¹			Short Ram	22-501R ¹
		Short Ram	22-508R ¹	Civic EX	1.7L L4 F/I - w/Manual Trans.	Dual Chamber	24-6100C ¹
Civic Si	2.0L L4 F/I	Cold Air	21-508C ¹			Cold Air	21-500B ¹
		Cold Air	21-508R ¹			Cold Air	21-500C ¹
		Short Ram	22-508B ¹			Cold Air	21-500P ¹
		Short Ram	22-508P ¹			Cold Air	21-500R ¹
		Short Ram	22-508R ¹	Civic LX	1.7L L4 F/I	Short Ram	22-503B ¹
		Dual Chamber	24-6108C ¹			Short Ram	22-503P ¹
Civic Value Package	1.7L L4 F/I	Short Ram	22-503B ¹			Short Ram	22-503R ¹
		Short Ram	22-503P ¹			Short Ram	22-503R ¹
		Short Ram	22-503R ¹	Civic LX	1.7L L4 F/I - w/Manual Trans.	Dual Chamber	24-6102C ¹
		Dual Chamber	24-6102C ¹			Cold Air	21-502C ¹
Civic Value Package	1.7L L4 F/I - w/Manual Trans.	Cold Air	21-502C ¹			Cold Air	21-502P ¹
		Cold Air	21-502P ¹			Cold Air	21-502R ¹
		Cold Air	21-502R ¹	Civic Si	1.7L L4 F/I	Short Ram	22-508B ¹
Element	2.4L L4 F/I	Cold Air	21-515C ¹			Short Ram	22-508P ¹
		Cold Air	21-515P ¹			Short Ram	22-508R ¹
S2000	2.2L L4 F/I	Cold Air	21-514B ¹	Civic Si	2.0L L4 F/I	Cold Air	21-508C ¹
		Cold Air	21-514C ¹			Cold Air	21-508R ¹
		Cold Air	21-514P ¹			Short Ram	22-508B ¹
		Cold Air	21-514R ¹			Short Ram	22-508P ¹
		Dual Chamber	24-6104C ¹			Short Ram	22-508R ¹
						Dual Chamber	24-6108C ¹
2003 HONDA				Element	2.4L L4 F/I	Cold Air	21-515C ¹
Accord	2.4L L4 F/I - w/o Mass Air, Exc. LEV2 SULEV Test Group 3HNXV02.4KCP	Cold Air	21-511C ¹			Cold Air	21-515P ¹
		Cold Air	21-511P ¹	S2000	2.0L L4 F/I	Cold Air	21-504C ¹
		Short Ram	22-511B ¹			Cold Air	21-504P ¹
						Cold Air	21-504R ¹
						Dual Chamber	24-6104C ¹
2002 HONDA				Accord	2.3L L4 F/I - Exc. LEV2 SULEV Test Group 2HNXV02.3FK6	Cold Air	21-415B ¹

1) Street legal in all US states. 2) Not legal for sale or use on any pollution controlled motor vehicle in California or states adopting California emission procedures. Part numbers ending in DP or P=Polished Aluminum tube, DC or C=Gunmetal Grey, R=Red, B=Blue, WR=Wrinkle Red, DS=Rotomolded tube.



AIR INTAKE SYSTEMS

HONDA

Vehicle	Engine Type	Style	Part Number	Vehicle	Engine Type	Style	Part Number		
2002 HONDA				2002 HONDA					
Accord	2.3L L4 F/I - Exc. LEV2 SULEV Test Group 2HNXV02.3FK6	Cold Air	21-415C ¹	Civic Si S2000	2.0L L4 F/I	Dual Chamber	24-6108C ¹		
		Cold Air	21-415P ¹			Cold Air	21-504C ¹		
		Short Ram	22-415B ¹	Cold Air	21-504P ¹				
		Short Ram	22-415P ¹	Cold Air	21-504R ¹				
		Short Ram	22-415R ¹	Dual Chamber		24-6104C ¹			
2001 HONDA				2001 HONDA					
Accord	2.3L L4 F/I - Exc. LEV2 SULEV Test Group 1HNXV02.3BF9	Cold Air	21-415B ¹	Accord	2.3L L4 F/I - Exc. LEV2 SULEV Test Group 1HNXV02.3BF9	Cold Air	21-415C ¹		
		Cold Air	21-415P ¹			Cold Air	21-415C ¹		
		Short Ram	22-415B ¹			Short Ram	22-415P ¹		
Accord	2.3L L4 F/I - w/Manual Trans., Exc. LEV2 SULEV Test Group 2HNXV02.3FK6	Cold Air	21-416B ¹	Accord	2.3L L4 F/I - w/Manual Trans., Exc. LEV2 SULEV Test Group 1HNXV02.3BF9	Cold Air	21-416C ¹		
		Cold Air	21-416P ¹			Cold Air	21-416P ¹		
		Short Ram	22-416B ¹			Short Ram	22-415R ¹		
		Short Ram	22-416P ¹			Short Ram	22-415R ¹		
		Short Ram	22-416R ¹			Short Ram	22-415R ¹		
Accord	3.0L V6 F/I - w/AutoDual Chamber Trans.	Dual Chamber	24-6016C ¹	Accord	3.0L V6 F/I - w/AutoDual Chamber Trans.	Dual Chamber	24-6015C ¹		
		Short Ram	22-503B ¹			Short Ram	22-503B ¹		
Civic DX	1.7L L4 F/I	Short Ram	22-503P ¹	Accord	3.0L V6 F/I	Cold Air	21-416B ¹		
		Short Ram	22-503R ¹			Cold Air	21-416C ¹		
		Dual Chamber	24-6102C ¹			Cold Air	21-416P ¹		
Civic DX	1.7L L4 F/I - w/Manual Trans.	Cold Air	21-502C ¹	Accord	3.0L V6 F/I - w/AutoDual Chamber Trans.	Short Ram	22-416B ¹		
		Cold Air	21-502P ¹			Short Ram	22-416P ¹		
		Cold Air	21-502R ¹			Short Ram	22-416R ¹		
Civic EX	1.7L L4 F/I	Short Ram	22-501B ¹	Accord	3.0L V6 F/I - w/AutoDual Chamber Trans.	Dual Chamber	24-6016C ¹		
		Short Ram	22-501P ¹			Civic DX	1.7L L4 F/I	Short Ram	22-503B ¹
		Short Ram	22-501R ¹					Short Ram	22-503P ¹
		Dual Chamber	24-6100C ¹					Short Ram	22-503R ¹
Cold Air	21-500B ¹	Dual Chamber	24-6102C ¹						
Civic EX	1.7L L4 F/I - w/Manual Trans.	Cold Air	21-500C ¹	Civic DX	1.7L L4 F/I - w/Manual Trans.	Cold Air	21-502C ¹		
		Cold Air	21-500P ¹			Cold Air	21-502P ¹		
		Cold Air	21-500R ¹			Cold Air	21-502R ¹		
		Short Ram	22-501B ¹			Short Ram	22-501B ¹		
Civic LX	1.7L L4 F/I	Short Ram	22-503B ¹	Civic EX	1.7L L4 F/I	Short Ram	22-501P ¹		
		Short Ram	22-503P ¹			Short Ram	22-501P ¹		
		Short Ram	22-503R ¹			Short Ram	22-501R ¹		
		Dual Chamber	24-6102C ¹			Dual Chamber	24-6100C ¹		
Civic LX	1.7L L4 F/I - w/Manual Trans.	Cold Air	21-502C ¹	Civic EX	1.7L L4 F/I - w/Manual Trans.	Cold Air	21-500B ¹		
		Cold Air	21-502P ¹			Cold Air	21-500C ¹		
		Cold Air	21-502R ¹			Cold Air	21-500P ¹		
		Cold Air	21-500R ¹			Cold Air	21-500R ¹		
Civic Si	2.0L L4 F/I	Cold Air	21-508C ¹	Civic LX	1.7L L4 F/I	Short Ram	22-503B ¹		
		Cold Air	21-508R ¹			Short Ram	22-503P ¹		
		Short Ram	22-508B ¹			Short Ram	22-503R ¹		
		Short Ram	22-508P ¹			Short Ram	22-503R ¹		
		Short Ram	22-508R ¹			Dual Chamber	24-6102C ¹		

1) Street legal in all US states. 2) Not legal for sale or use on any pollution controlled motor vehicle in California or states adopting California emission procedures. Part numbers ending in DP or P=Polished Aluminum tube, DC or C=Gunmetal Grey, R=Red, B=Blue, WR=Wrinkle Red, DS=Rotomolded tube.



Vehicle	Engine Type	Style	Part Number	Vehicle	Engine Type	Style	Part Number
2001 HONDA				2000 HONDA			
Civic LX	1.7L L4 F/I - w/Manual Trans.	Cold Air	21-502C ¹	Civic CX	1.6L L4 F/I	Cold Air	21-413R ¹
		Cold Air	21-502P ¹			Short Ram	22-413B ¹
		Cold Air	21-502R ¹			Short Ram	22-413P ¹
Short Ram	22-413R ¹						
Prelude	2.2L L4 F/I	Cold Air	21-406B ¹	Civic CX	1.6L L4 F/I - w/Manual Trans.	Dual Chamber	24-6013C ¹
		Cold Air	21-406C ¹			Civic DX	1.6L L4 F/I
		Cold Air	21-406P ¹	Cold Air	21-413C ¹		
		Cold Air	21-406R ¹	Cold Air	21-413P ¹		
		Short Ram	22-406B ¹	Cold Air	21-413R ¹		
		Short Ram	22-406P ¹	Short Ram	22-413B ¹		
		Short Ram	22-406R ¹	Short Ram	22-413P ¹		
Dual Chamber	24-6005C ¹	Short Ram	22-413R ¹				
S2000	2.0L L4 F/I	Cold Air	21-504C ¹	Civic DX	1.6L L4 F/I - w/Manual Trans.	Dual Chamber	24-6013C ¹
		Cold Air	21-504P ¹			Civic EX	1.6L L4 F/I
		Cold Air	21-504R ¹	Cold Air	21-414C ¹		
		Dual Chamber	24-6104C ¹	Cold Air	21-414P ¹		
2000 HONDA				Cold Air	21-414R ¹	Short Ram	22-401B ¹
Accord	2.3L L4 F/I - Exc. LEV2 SULEV Test Group YHNXV02.3NL5	Cold Air	21-415B ¹	Civic EX	1.6L L4 F/I - w/Manual Trans.	Short Ram	22-401P ¹
		Cold Air	21-415C ¹			Civic LX	1.6L L4 F/I
		Cold Air	21-415P ¹	Cold Air	21-413B ¹		
		Short Ram	22-415B ¹	Cold Air	21-413C ¹		
		Short Ram	22-415P ¹	Cold Air	21-413P ¹		
Short Ram	22-415R ¹	Short Ram	22-413R ¹				
Accord	2.3L L4 F/I - w/Manual Trans.	Dual Chamber	24-6015C ¹	Civic LX	1.6L L4 F/I - w/Manual Trans.	Dual Chamber	24-6013C ¹
		Accord	3.0L V6 F/I			Cold Air	21-416B ¹
Cold Air	21-416C ¹			Cold Air	21-417C ¹		
Cold Air	21-416P ¹			Cold Air	21-417P ¹		
Short Ram	22-416B ¹			Cold Air	21-417R ¹		
Short Ram	22-416P ¹			Short Ram	22-417B ¹		
Short Ram	22-416R ¹	Short Ram	22-417P ¹				
Accord	3.0L V6 F/I - w/AutoTrans.	Dual Chamber	24-6016C ¹	Prelude	2.2L L4 F/I	Dual Chamber	24-6017C ¹
		Civic	1.6L L4 F/I - Vehicles w/an Engine Swap B16			Cold Air	21-5007C ²
Cold Air	21-5005C ²			Cold Air	21-406C ¹		
Cold Air	21-5008C ²			Cold Air	21-406P ¹		
Civic	1.6L L4 F/I - Vehicles w/an Engine Swap H22A	Cold Air	21-5010C ²	Cold Air	21-406R ¹		
		Short Ram	22-406B ¹	Short Ram	22-406P ¹		
Civic CX	1.6L L4 F/I	Cold Air	21-413B ¹	Short Ram	22-406R ¹		
		Cold Air	21-413C ¹	Dual Chamber	24-6005C ¹		
		Cold Air	21-413P ¹	Cold Air	21-504C ¹		
Accord	2.3L L4 F/I - w/Manual Trans.	Dual Chamber	24-6015C ¹	S2000	2.0L L4 F/I	Cold Air	21-504P ¹
		Cold Air	21-416B ¹			Cold Air	21-504R ¹
Accord	3.0L V6 F/I	Cold Air	21-416B ¹	Dual Chamber	24-6104C ¹		
		1999 HONDA					
Accord	2.3L L4 F/I	Cold Air	21-415B ¹	Accord	2.3L L4 F/I	Cold Air	21-415B ¹
		Cold Air	21-415C ¹			Short Ram	22-415P ¹
		Cold Air	21-415P ¹	Short Ram	22-415R ¹		
		Short Ram	22-415B ¹	Accord	2.3L L4 F/I - w/Manual Trans.	Dual Chamber	24-6015C ¹
		Short Ram	22-415P ¹			Accord	3.0L V6 F/I
Short Ram	22-415R ¹						

1) Street legal in all US states. 2) Not legal for sale or use on any pollution controlled motor vehicle in California or states adopting California emission procedures. Part numbers ending in DP or P=Polished Aluminum tube, DC or C=Gunmetal Grey, R=Red, B=Blue, WR=Wrinkle Red, DS=Rotomolded tube.



AIR INTAKE SYSTEMS

HONDA

Vehicle	Engine Type	Style	Part Number	Vehicle	Engine Type	Style	Part Number	
1999 HONDA				1999 HONDA				
Accord	3.0L V6 F/I	Cold Air	21-416C ¹	Prelude	2.2L L4 F/I	Cold Air	21-406C ¹	
		Cold Air	21-416P ¹			Cold Air	21-406P ¹	
		Short Ram	22-416B ¹			Cold Air	21-406R ¹	
		Short Ram	22-416P ¹			Short Ram	22-406B ¹	
		Short Ram	22-416R ¹			Short Ram	22-406P ¹	
Accord	3.0L V6 F/I - w/AutoDual Chamber Trans.		24-6016C ¹			Short Ram	22-406R ¹	
		Dual Chamber				Dual Chamber	24-6005C ¹	
Civic	1.6L L4 F/I - Vehicles w/an Engine Swap B16	Hybrid	21-5007C ²	1998 HONDA				
Civic	1.6L L4 F/I - Vehicles w/an Engine Swap B18C1	Hybrid	21-5005C ²	Accord	2.3L L4 F/I	Cold Air	21-415B ¹	
Civic	1.6L L4 F/I - Vehicles w/an Engine Swap H22A	Hybrid	21-5008C ²			Cold Air	21-415C ¹	
Civic	1.6L L4 F/I - Vehicles w/an Engine Swap K20A2	Hybrid	21-5010C ²			Cold Air	21-415P ¹	
Civic CX	1.6L L4 F/I	Cold Air	21-413B ¹			Short Ram	22-415B ¹	
		Cold Air	21-413C ¹			Short Ram	22-415P ¹	
		Cold Air	21-413P ¹			Short Ram	22-415R ¹	
		Cold Air	21-413R ¹		Accord	2.3L L4 F/I - w/Manual Trans.	Dual Chamber	24-6015C ¹
		Short Ram	22-413B ¹		Accord	3.0L V6 F/I	Cold Air	21-416B ¹
		Short Ram	22-413P ¹				Cold Air	21-416C ¹
		Short Ram	22-413R ¹				Cold Air	21-416P ¹
Civic CX	1.6L L4 F/I - w/Manual Trans.	Dual Chamber	24-6013C ¹	Accord	3.0L V6 F/I - w/AutoDual Chamber Trans.		24-6016C ¹	
Civic DX	1.6L L4 F/I	Cold Air	21-413B ¹	Civic	1.6L L4 F/I - Vehicles w/an Engine Swap B16	Hybrid	21-5007C ²	
		Cold Air	21-413C ¹	Civic	1.6L L4 F/I - Vehicles w/an Engine Swap B18C1	Hybrid	21-5005C ²	
		Cold Air	21-413P ¹	Civic	1.6L L4 F/I - Vehicles w/an Engine Swap H22A	Hybrid	21-5008C ²	
		Cold Air	21-413R ¹	Civic	1.6L L4 F/I - Vehicles w/an Engine Swap K20A2	Hybrid	21-5010C ²	
		Short Ram	22-413B ¹		Civic CX	1.6L L4 F/I	Cold Air	21-413B ¹
		Short Ram	22-413P ¹				Cold Air	21-413C ¹
		Short Ram	22-413R ¹				Cold Air	21-413P ¹
Civic DX	1.6L L4 F/I - w/Manual Trans.	Dual Chamber	24-6013C ¹			Cold Air	21-413R ¹	
Civic EX	1.6L L4 F/I	Cold Air	21-414B ¹			Short Ram	22-413B ¹	
		Cold Air	21-414C ¹			Short Ram	22-413P ¹	
		Cold Air	21-414P ¹			Short Ram	22-413R ¹	
		Cold Air	21-414R ¹		Civic CX	1.6L L4 F/I - w/Manual Trans.	Dual Chamber	24-6013C ¹
		Short Ram	22-401B ¹		Civic DX	1.6L L4 F/I	Cold Air	21-413B ¹
		Short Ram	22-401P ¹				Cold Air	21-413C ¹
		Short Ram	22-401R ¹				Cold Air	21-413P ¹
Civic EX	1.6L L4 F/I - w/Manual Trans.	Dual Chamber	24-6014C ¹			Cold Air	21-413R ¹	
Civic LX	1.6L L4 F/I	Cold Air	21-413B ¹			Short Ram	22-413B ¹	
		Cold Air	21-413C ¹			Short Ram	22-413P ¹	
		Cold Air	21-413P ¹			Short Ram	22-413R ¹	
		Cold Air	21-413R ¹		Civic DX	1.6L L4 F/I - w/Manual Trans.	Dual Chamber	24-6013C ¹
		Short Ram	22-413B ¹		Civic EX	1.6L L4 F/I	Cold Air	21-414B ¹
		Short Ram	22-413P ¹				Cold Air	21-414C ¹
		Short Ram	22-413R ¹				Cold Air	21-414P ¹
Civic LX	1.6L L4 F/I - w/Manual Trans.	Dual Chamber	24-6013C ¹			Cold Air	21-414R ¹	
Civic Si	1.6L L4 F/I	Cold Air	21-417B ¹			Short Ram	22-401B ¹	
		Cold Air	21-417C ¹			Short Ram	22-401P ¹	
		Cold Air	21-417P ¹			Short Ram	22-401R ¹	
		Cold Air	21-417R ¹		Civic EX	1.6L L4 F/I - w/Manual Trans.	Dual Chamber	24-6014C ¹
		Short Ram	22-417B ¹					
		Short Ram	22-417P ¹					
		Short Ram	22-417R ¹					
		Short Ram	22-417R ¹					
		Dual Chamber	24-6017C ¹					
Prelude	2.2L L4 F/I	Cold Air	21-406B ¹					

1) Street legal in all US states. 2) Not legal for sale or use on any pollution controlled motor vehicle in California or states adopting California emission procedures. Part numbers ending in DP or P=Polished Aluminum tube, DC or C=Gunmetal Grey, R=Red, B=Blue, WR=Wrinkle Red, DS=Rotomolded tube.



Vehicle	Engine Type	Style	Part Number	Vehicle	Engine Type	Style	Part Number				
1998 HONDA				1997 HONDA							
Civic LX	1.6L L4 F/I	Cold Air	21-413B ¹	Civic EX	1.6L L4 F/I	Short Ram	22-401P ¹				
		Cold Air	21-413C ¹			Short Ram	22-401R ¹				
		Cold Air	21-413P ¹	Civic EX	1.6L L4 F/I - w/Manual Trans.	Dual Chamber	24-6014C ¹				
		Cold Air	21-413R ¹			Civic LX	1.6L L4 F/I	Cold Air	21-413B ¹		
		Short Ram	22-413B ¹	Cold Air	21-413C ¹						
		Short Ram	22-413P ¹	Cold Air	21-413P ¹						
Short Ram	22-413R ¹	Cold Air	21-413R ¹								
Civic LX	1.6L L4 F/I - w/Manual Trans.	Dual Chamber	24-6013C ¹	Short Ram	22-413B ¹						
		Prelude	2.2L L4 F/I	Cold Air	21-406B ¹			Short Ram	22-413P ¹		
Cold Air	21-406C ¹			Short Ram	22-413R ¹						
Cold Air	21-406P ¹			Civic LX	1.6L L4 F/I - w/Manual Trans.	Dual Chamber	24-6013C ¹				
Cold Air	21-406R ¹					Prelude	2.2L L4 F/I	Cold Air	21-406B ¹		
Short Ram	22-406B ¹			Cold Air	21-406C ¹						
Short Ram	22-406P ¹			Cold Air	21-406P ¹						
Short Ram	22-406R ¹	Cold Air	21-406R ¹								
Dual Chamber	24-6005C ¹	Short Ram	22-406B ¹								
		Short Ram	22-406P ¹								
1997 HONDA				1996 HONDA							
Accord	2.2L L4 F/I	Cold Air	21-408B ¹	Accord	2.2L L4 F/I	Cold Air	21-408B ¹				
		Cold Air	21-408C ¹			Cold Air	21-408C ¹				
		Cold Air	21-408P ¹			Cold Air	21-408P ¹				
		Short Ram	22-408B ¹			Short Ram	22-408B ¹				
		Short Ram	22-408P ¹			Short Ram	22-408P ¹				
		Short Ram	22-408R ¹			Short Ram	22-408R ¹				
Civic	1.6L L4 F/I - Vehicles w/an Engine Swap B16	Dual Chamber	24-6008C ¹	Dual Chamber	24-6008C ¹	Civic	1.6L L4 F/I - Vehicles w/an Engine Swap B16				
		Hybrid	21-5007C ²	Hybrid	21-5007C ²						
Civic	1.6L L4 F/I - Vehicles w/an Engine Swap B18C1	Hybrid	21-5008C ²	Civic	1.6L L4 F/I - Vehicles w/an Engine Swap B18C1	Hybrid	21-5005C ²				
								Civic	1.6L L4 F/I - Vehicles w/an Engine Swap H22A	Hybrid	21-5010C ²
Civic	1.6L L4 F/I - Vehicles w/an Engine Swap K20A2	Hybrid	21-5010C ²	Civic	1.6L L4 F/I - Vehicles w/an Engine Swap H22A	Hybrid	21-5010C ²				
								Civic CX	1.6L L4 F/I	Cold Air	21-413B ¹
Cold Air	21-413C ¹	Cold Air	21-413C ¹								
Cold Air	21-413P ¹	Cold Air	21-413P ¹								
Cold Air	21-413R ¹	Cold Air	21-413R ¹								
Short Ram	22-413B ¹	Short Ram	22-413B ¹								
Short Ram	22-413P ¹	Short Ram	22-413P ¹								
Civic CX	1.6L L4 F/I - w/Manual Trans.	Dual Chamber	24-6013C ¹	Civic CX	1.6L L4 F/I - w/Manual Trans.	Dual Chamber	24-6013C ¹				
		Civic del Sol	1.6L L4 F/I			Short Ram	22-401B ¹	Civic del Sol	1.6L L4 F/I	Short Ram	22-401B ¹
Short Ram	22-401P ¹			Short Ram	22-401P ¹						
Short Ram	22-401R ¹			Short Ram	22-401R ¹						
Civic DX	1.6L L4 F/I			Cold Air	21-413B ¹	Civic DX	1.6L L4 F/I			Cold Air	21-413B ¹
				Cold Air	21-413C ¹					Cold Air	21-413C ¹
Cold Air	21-413P ¹					Cold Air	21-413P ¹				
Cold Air	21-413R ¹	Short Ram	22-413B ¹								
Short Ram	22-413B ¹			Short Ram	22-413P ¹						
Short Ram	22-413P ¹			Short Ram	22-413R ¹						
Short Ram	22-413R ¹	Civic DX	1.6L L4 F/I - w/Manual Trans.	Dual Chamber	24-6013C ¹	Civic DX	1.6L L4 F/I - w/Manual Trans.				
Dual Chamber	24-6013C ¹			Civic EX	1.6L L4 F/I			Cold Air	21-414B ¹		
Civic DX	1.6L L4 F/I - w/Manual Trans.	Cold Air	21-414C ¹			Civic EX	1.6L L4 F/I	Cold Air	21-414B ¹		
		Cold Air	21-414P ¹					Cold Air	21-414C ¹		
		Cold Air	21-414R ¹					Cold Air	21-414P ¹		
		Short Ram	22-401B ¹					Cold Air	21-414R ¹		
								Short Ram	22-401B ¹	Dual Chamber	24-6013C ¹
								Cold Air	21-414B ¹		

1) Street legal in all US states. 2) Not legal for sale or use on any pollution controlled motor vehicle in California or states adopting California emission procedures. Part numbers ending in DP or P=Polished Aluminum tube, DC or C=Gunmetal Grey, R=Red, B=Blue, WR=Wrinkle Red, DS=Rotomolded tube.



AIR INTAKE SYSTEMS

HONDA

Vehicle	Engine Type	Style	Part Number	Vehicle	Engine Type	Style	Part Number		
1996 HONDA				1995 HONDA					
Civic EX	1.6L L4 F/I	Cold Air	21-414C ¹	Civic	1.6L L4 F/I - Vehicles w/an Engine Swap H22A	Hybrid	21-5004C ²		
		Cold Air	21-414P ¹			Civic	1.6L L4 F/I - Vehicles w/an Engine Swap K20A2	Hybrid	21-5009C ²
		Cold Air	21-414R ¹	Civic del Sol	1.5L L4 F/I			Cold Air	21-401B ¹
		Short Ram	22-401B ¹					Cold Air	21-401C ¹
		Short Ram	22-401P ¹			Cold Air	21-401P ¹		
Short Ram	22-401R ¹	Short Ram	22-401B ¹						
Civic EX	1.6L L4 F/I - w/Manual Trans.	Dual Chamber	24-6014C ¹	Civic del Sol	1.6L L4 F/I	Short Ram	22-401P ¹		
Civic LX	1.6L L4 F/I	Cold Air	21-413B ¹			Cold Air	21-401B ¹		
		Cold Air	21-413C ¹			Cold Air	21-401C ¹		
		Cold Air	21-413P ¹			Cold Air	21-401P ¹		
		Cold Air	21-413R ¹			Short Ram	22-401B ¹		
		Short Ram	22-413B ¹	Short Ram	22-401P ¹				
		Short Ram	22-413P ¹	Civic DX	1.5L L4 F/I	Short Ram	22-401R ¹		
Short Ram	22-413R ¹	Cold Air	21-401B ¹						
Civic LX	1.6L L4 F/I - w/Manual Trans.	Dual Chamber	24-6013C ¹	Civic DX	1.5L L4 F/I - w/Manual Trans.	Dual Chamber	24-6001C ¹		
Prelude	2.2L L4 F/I	Cold Air	21-405C ¹			Civic DX Hatchback	1.5L L4 F/I	Cold Air	21-401B ¹
		Cold Air	21-405P ¹					Cold Air	21-401C ¹
		Short Ram	22-405B ¹					Cold Air	21-401P ¹
		Short Ram	22-405P ¹					Cold Air	21-401R ¹
		Short Ram	22-405R ¹	Short Ram	22-401B ¹				
Prelude	2.3L L4 F/I	Dual Chamber	24-6005C ¹	Civic EX	1.6L L4 F/I	Short Ram	22-401P ¹		
		Cold Air	21-405C ¹			Short Ram	22-401R ¹		
		Cold Air	21-405P ¹			Short Ram	22-401P ¹		
		Short Ram	22-405B ¹			Short Ram	22-401B ¹		
		Short Ram	22-405P ¹			Short Ram	22-401P ¹		
		Short Ram	22-405R ¹			Dual Chamber	24-6001C ¹		
1995 HONDA				1995 HONDA					
Accord	2.2L L4 F/I	Cold Air	21-408B ¹	Civic EX	1.6L L4 F/I - w/Manual Trans.	Dual Chamber	24-6008C ¹		
		Cold Air	21-408C ¹			Cold Air	21-401B ¹		
		Cold Air	21-408P ¹			Cold Air	21-401C ¹		
		Short Ram	22-408B ¹			Cold Air	21-401P ¹		
		Short Ram	22-408P ¹			Cold Air	21-401R ¹		
		Short Ram	22-408R ¹			Short Ram	22-401B ¹		
Accord EX	2.2L L4 F/I	Dual Chamber	24-6008C ¹	Civic LX	1.5L L4 F/I	Short Ram	22-401P ¹		
		Cold Air	21-408B ¹			Cold Air	21-401B ¹		
		Cold Air	21-408C ¹			Cold Air	21-401C ¹		
		Cold Air	21-408P ¹			Cold Air	21-401P ¹		
		Short Ram	22-408B ¹			Cold Air	21-401R ¹		
		Short Ram	22-408P ¹			Short Ram	22-401B ¹		
Civic	1.5L L4 F/I - Vehicles w/an Engine Swap B16A	Hybrid	21-5006C ²	Civic LX	1.5L L4 F/I	Short Ram	22-401P ¹		
		Hybrid	21-5003C ²			Short Ram	22-401R ¹		
Civic	1.5L L4 F/I - Vehicles w/an Engine Swap B18C1	Hybrid	21-5004C ²	Civic LX	1.5L L4 F/I - w/Manual Trans.	Dual Chamber	24-6001C ¹		
Civic	1.5L L4 F/I - Vehicles w/an Engine Swap H22A	Hybrid	21-5009C ²			Civic Si	1.6L L4 F/I	Cold Air	21-401B ¹
		Hybrid	21-5006C ²					Cold Air	21-401C ¹
Civic	1.5L L4 F/I - Vehicles w/an Engine Swap K20A2	Hybrid	21-5009C ²	Cold Air	21-401P ¹				
Civic	1.6L L4 F/I - Vehicles w/an Engine Swap B16A	Hybrid	21-5006C ²	Cold Air	21-401R ¹				
		Hybrid	21-5003C ²	Short Ram	22-401B ¹				
Civic	1.6L L4 F/I - Vehicles w/an Engine Swap B18C1	Hybrid	21-5003C ²	Short Ram	22-401P ¹				
		Hybrid	21-5003C ²	Short Ram	22-401R ¹				
		Hybrid	21-5003C ²	Short Ram	22-401R ¹				

1) Street legal in all US states. 2) Not legal for sale or use on any pollution controlled motor vehicle in California or states adopting California emission procedures. Part numbers ending in DP or P=Polished Aluminum tube, DC or C=Gunmetal Grey, R=Red, B=Blue, WR=Wrinkle Red, DS=Rotomolded tube.



Vehicle	Engine Type	Style	Part Number	Vehicle	Engine Type	Style	Part Number
1995 HONDA				1994 HONDA			
Civic Si	1.6L L4 F/I	Dual Chamber	24-6001C ¹	Civic del Sol	1.6L L4 F/I	Cold Air	21-401R ¹
Prelude	2.2L L4 F/I	Cold Air	21-405C ¹			Short Ram	22-401B ¹
		Cold Air	21-405P ¹			Short Ram	22-401P ¹
		Short Ram	22-405B ¹	Civic DX	1.5L L4 F/I	Short Ram	22-401R ¹
		Short Ram	22-405P ¹			Cold Air	21-401B ¹
		Short Ram	22-405R ¹			Cold Air	21-401C ¹
		Dual Chamber	24-6005C ¹			Cold Air	21-401P ¹
Prelude	2.3L L4 F/I	Cold Air	21-405C ¹			Cold Air	21-401R ¹
		Cold Air	21-405P ¹			Short Ram	22-401B ¹
		Short Ram	22-405B ¹	Civic DX	1.5L L4 F/I - w/Manual Trans.	Short Ram	22-401P ¹
		Short Ram	22-405P ¹			Short Ram	22-401R ¹
		Short Ram	22-405R ¹	Civic DX	1.5L L4 F/I	Dual Chamber	24-6001C ¹
		Dual Chamber	24-6005C ¹	Civic DX Hatchback	1.5L L4 F/I	Cold Air	21-401B ¹
1994 HONDA						Cold Air	21-401C ¹
Accord	2.2L L4 F/I	Cold Air	21-408B ¹			Cold Air	21-401P ¹
		Cold Air	21-408C ¹			Cold Air	21-401R ¹
		Cold Air	21-408P ¹			Short Ram	22-401B ¹
		Short Ram	22-408B ¹	Civic DX Hatchback	1.5L L4 F/I - w/Manual Trans.	Short Ram	22-401P ¹
		Short Ram	22-408P ¹			Short Ram	22-401R ¹
		Short Ram	22-408R ¹	Civic DX Hatchback	1.5L L4 F/I - w/Manual Trans.	Dual Chamber	24-6001C ¹
		Dual Chamber	24-6008C ¹	Civic EX	1.6L L4 F/I	Cold Air	21-401B ¹
Accord EX	2.2L L4 F/I	Cold Air	21-408B ¹			Cold Air	21-401C ¹
		Cold Air	21-408C ¹			Cold Air	21-401P ¹
		Cold Air	21-408P ¹			Cold Air	21-401R ¹
		Short Ram	22-408B ¹			Short Ram	22-401B ¹
		Short Ram	22-408P ¹	Civic EX	1.6L L4 F/I - w/Manual Trans.	Short Ram	22-401P ¹
		Short Ram	22-408R ¹			Short Ram	22-401R ¹
		Dual Chamber	24-6008C ¹	Civic EX	1.6L L4 F/I - w/Manual Trans.	Dual Chamber	24-6001C ¹
Civic	1.5L L4 F/I - Vehicles w/an Engine Swap B16A	Hybrid	21-5006C ²	Civic LX	1.5L L4 F/I	Cold Air	21-401B ¹
Civic	1.5L L4 F/I - Vehicles w/an Engine Swap B18C1	Hybrid	21-5003C ²			Cold Air	21-401C ¹
Civic	1.5L L4 F/I - Vehicles w/an Engine Swap H22A	Hybrid	21-5004C ²			Cold Air	21-401P ¹
Civic	1.5L L4 F/I - Vehicles w/an Engine Swap K20A2	Hybrid	21-5009C ²			Cold Air	21-401R ¹
Civic	1.6L L4 F/I - Vehicles w/an Engine Swap B16A	Hybrid	21-5006C ²	Civic LX	1.5L L4 F/I - w/Manual Trans.	Short Ram	22-401B ¹
Civic	1.6L L4 F/I - Vehicles w/an Engine Swap B18C1	Hybrid	21-5003C ²			Short Ram	22-401P ¹
Civic	1.6L L4 F/I - Vehicles w/an Engine Swap H22A	Hybrid	21-5004C ²	Civic LX	1.6L L4 F/I	Short Ram	22-401R ¹
Civic	1.6L L4 F/I - Vehicles w/an Engine Swap K20A2	Hybrid	21-5009C ²			Dual Chamber	24-6001C ¹
Civic del Sol	1.5L L4 F/I	Cold Air	21-401B ¹	Civic Si	1.6L L4 F/I	Cold Air	21-401B ¹
		Cold Air	21-401C ¹			Cold Air	21-401C ¹
		Cold Air	21-401P ¹			Cold Air	21-401R ¹
		Cold Air	21-401R ¹			Short Ram	22-401B ¹
		Short Ram	22-401B ¹			Short Ram	22-401P ¹
		Short Ram	22-401P ¹	Prelude	2.2L L4 F/I	Short Ram	22-401R ¹
		Short Ram	22-401R ¹			Dual Chamber	24-6001C ¹
Civic del Sol	1.6L L4 F/I	Cold Air	21-401B ¹			Cold Air	21-405C ¹
		Cold Air	21-401C ¹			Cold Air	21-405P ¹
		Cold Air	21-401P ¹			Short Ram	22-405B ¹
		Cold Air	21-401R ¹	Prelude	2.3L L4 F/I	Short Ram	22-405P ¹
		Short Ram	22-401B ¹			Short Ram	22-405R ¹
		Short Ram	22-401P ¹			Dual Chamber	24-6005C ¹
		Short Ram	22-401R ¹	1993 HONDA		Cold Air	21-405C ¹
		Dual Chamber	24-6005C ¹	Accord	2.2L L4 F/I	Cold Air	21-407B ¹

1) Street legal in all US states. 2) Not legal for sale or use on any pollution controlled motor vehicle in California or states adopting California emission procedures. Part numbers ending in DP or P=Polished Aluminum tube, DC or C=Gunmetal Grey, R=Red, B=Blue, WR=Wrinkle Red, DS=Rotomolded tube.



AIR INTAKE SYSTEMS

HONDA

Vehicle	Engine Type	Style	Part Number	Vehicle	Engine Type	Style	Part Number		
1993 HONDA				1993 HONDA					
Accord	2.2L L4 F/I	Cold Air	21-407C ¹	Civic LX	1.5L L4 F/I	Short Ram	22-401P ¹		
		Cold Air	21-407P ¹			Short Ram	22-401R ¹		
		Short Ram	22-407B ¹	Civic LX	1.5L L4 F/I - w/Manual Trans.	Dual Chamber	24-6001C ¹		
		Short Ram	22-407P ¹			Civic Si	1.6L L4 F/I	Cold Air	21-401B ¹
Short Ram	22-407R ¹	Cold Air	21-401C ¹						
Civic	1.6L L4 F/I - Vehicles w/an Engine Swap B16A	Hybrid	21-5006C ²			Cold Air	21-401P ¹		
Civic	1.6L L4 F/I - Vehicles w/an Engine Swap B18C1	Hybrid	21-5003C ²			Cold Air	21-401R ¹		
						Short Ram	22-401B ¹		
Civic	1.6L L4 F/I - Vehicles w/an Engine Swap H22A	Hybrid	21-5004C ²			Short Ram	22-401P ¹		
						Short Ram	22-401R ¹		
Civic	1.6L L4 F/I - Vehicles w/an Engine Swap K20A2	Hybrid	21-5009C ²	Prelude	2.2L L4 F/I	Dual Chamber	24-6001C ¹		
								Cold Air	21-405C ¹
Civic del Sol	1.5L L4 F/I	Cold Air	21-401B ¹			Short Ram	22-405P ¹		
		Cold Air	21-401C ¹	Prelude	2.3L L4 F/I	Short Ram	22-405B ¹		
		Cold Air	21-401P ¹			Short Ram	22-405P ¹		
		Cold Air	21-401R ¹			Short Ram	22-405R ¹		
		Short Ram	22-401B ¹			Dual Chamber	24-6005C ¹		
		Short Ram	22-401P ¹			Cold Air	21-405C ¹		
Short Ram	22-401R ¹	Cold Air	21-405P ¹						
Civic del Sol	1.6L L4 F/I	Cold Air	21-401B ¹			Short Ram	22-405P ¹		
		Cold Air	21-401C ¹			Short Ram	22-405R ¹		
		Cold Air	21-401P ¹			Dual Chamber	24-6005C ¹		
		Cold Air	21-401R ¹	1992 HONDA					
		Short Ram	22-401B ¹	Accord	2.2L L4 F/I	Cold Air	21-407B ¹		
		Short Ram	22-401P ¹			Cold Air	21-407C ¹		
Civic DX	1.5L L4 F/I	Short Ram	22-401R ¹			Cold Air	21-407P ¹		
		Cold Air	21-401B ¹			Short Ram	22-407B ¹		
		Cold Air	21-401C ¹	Civic	1.6L L4 F/I - Vehicles w/an Engine Swap B16A	Short Ram	22-407P ¹		
		Cold Air	21-401P ¹			Short Ram	22-407R ¹		
		Cold Air	21-401R ¹			Civic	1.6L L4 F/I - Vehicles w/an Engine Swap B18C1	Hybrid	21-5006C ²
		Short Ram	22-401B ¹					Civic	1.6L L4 F/I - Vehicles w/an Engine Swap H22A
Short Ram	22-401P ¹					Hybrid	21-5004C ²		
Short Ram	22-401R ¹							Hybrid	21-5009C ²
Civic DX	1.5L L4 F/I - w/Manual Trans.	Dual Chamber	24-6001C ¹			Civic DX	1.5L L4 F/I		
Civic DX Hatchback	1.5L L4 F/I	Cold Air	21-401B ¹			Cold Air	21-401B ¹		
		Cold Air	21-401C ¹			Cold Air	21-401C ¹		
		Cold Air	21-401P ¹			Cold Air	21-401P ¹		
		Cold Air	21-401R ¹			Cold Air	21-401R ¹		
		Short Ram	22-401B ¹			Short Ram	22-401B ¹		
		Short Ram	22-401P ¹			Short Ram	22-401P ¹		
Civic DX Hatchback	1.5L L4 F/I - w/Manual Trans.	Short Ram	22-401R ¹			Short Ram	22-401R ¹		
		Dual Chamber	24-6001C ¹			Short Ram	22-401R ¹		
		Cold Air	21-401B ¹			Short Ram	22-401R ¹		
		Cold Air	21-401C ¹			Short Ram	22-401R ¹		
		Cold Air	21-401P ¹			Dual Chamber	24-6001C ¹		
		Cold Air	21-401R ¹						
Civic EX	1.6L L4 F/I	Short Ram	22-401B ¹						
		Short Ram	22-401P ¹						
		Short Ram	22-401R ¹						
		Short Ram	22-401R ¹						
		Short Ram	22-401R ¹						
		Short Ram	22-401R ¹						
Civic EX	1.6L L4 F/I - w/Manual Trans.	Dual Chamber	24-6001C ¹						
Civic LX	1.5L L4 F/I	Cold Air	21-401B ¹						
		Cold Air	21-401C ¹						
		Cold Air	21-401P ¹						
		Cold Air	21-401R ¹						

1) Street legal in all US states. 2) Not legal for sale or use on any pollution controlled motor vehicle in California or states adopting California emission procedures. Part numbers ending in DP or P=Polished Aluminum tube, DC or C=Gunmetal Grey, R=Red, B=Blue, WR=Wrinkle Red, DS=Rotomolded tube.



Vehicle	Engine Type	Style	Part Number	Vehicle	Engine Type	Style	Part Number				
1992 HONDA				1991 HONDA							
Civic EX	1.6L L4 F/I	Cold Air	21-401P ¹	CRX	1.5L L4 F/I - Vehicles w/an Engine Swap B18C1	Hybrid	21-5002C ²				
		Cold Air	21-401R ¹								
		Short Ram	22-401B ¹								
		Short Ram	22-401P ¹								
		Short Ram	22-401R ¹								
Civic EX	1.6L L4 F/I - w/Manual Trans.	Dual Chamber	24-6001C ¹	CRX	1.5L L4 F/I - Vehicles w/an Engine Swap B18C5 & B16A	Hybrid	21-5001C ²				
Civic LX	1.5L L4 F/I	Cold Air	21-401B ¹	CRX	1.6L L4 F/I	Cold Air	21-400C ¹				
		Cold Air	21-401C ¹			Cold Air	21-400P ¹				
		Cold Air	21-401P ¹			Cold Air	21-400R ¹				
		Cold Air	21-401R ¹			Short Ram	22-400B ¹				
		Short Ram	22-401B ¹			Short Ram	22-400P ¹				
		Short Ram	22-401P ¹			Short Ram	22-400R ¹				
		Short Ram	22-401R ¹			CRX	1.6L L4 F/I - Vehicles w/an Engine Swap B18C1	Hybrid	21-5002C ²		
		Dual Chamber	24-6001C ¹								
Civic LX	1.5L L4 F/I - w/Manual Trans.	Dual Chamber	24-6001C ¹	CRX	1.6L L4 F/I - Vehicles w/an Engine Swap B18C5 & B16A	Hybrid	21-5001C ²				
Civic Si	1.6L L4 F/I	Cold Air	21-401B ¹	1990 HONDA							
		Cold Air	21-401C ¹	Accord	2.2L L4 F/I	Cold Air	21-407B ¹				
		Cold Air	21-401P ¹			Cold Air	21-407C ¹				
		Cold Air	21-401R ¹			Cold Air	21-407P ¹				
		Short Ram	22-401B ¹			Short Ram	22-407B ¹				
		Short Ram	22-401P ¹			Short Ram	22-407P ¹				
		Short Ram	22-401R ¹			Short Ram	22-407R ¹				
		Short Ram	22-401R ¹			Civic	1.5L L4 F/I - Vehicles w/an Engine Swap B18C1	Hybrid	21-5002C ²		
		Dual Chamber	24-6001C ¹								
		Prelude	2.2L L4 F/I			Cold Air	21-405C ¹	Civic	1.5L L4 F/I - Vehicles w/an Engine Swap B18C5 & B16A	Hybrid	21-5001C ²
Cold Air	21-405P ¹										
Short Ram	22-405B ¹										
Short Ram	22-405P ¹										
Short Ram	22-405R ¹										
Prelude	2.3L L4 F/I	Dual Chamber	24-6005C ¹	Civic	1.6L L4 F/I	Cold Air	21-400C ¹				
		Cold Air	21-405C ¹			Cold Air	21-400P ¹				
		Cold Air	21-405P ¹			Cold Air	21-400R ¹				
		Short Ram	22-405B ¹			Short Ram	22-400B ¹				
		Short Ram	22-405P ¹			Short Ram	22-400P ¹				
		Short Ram	22-400R ¹								
		Dual Chamber	24-6005C ¹	Civic	1.6L L4 F/I - Vehicles w/an Engine Swap B18C1	Hybrid	21-5002C ²				
1991 HONDA						Civic	1.5L L4 F/I - Vehicles w/an Engine Swap B18C1	Hybrid	21-5001C ²		
Accord	2.2L L4 F/I	Cold Air	21-407B ¹					Civic	1.6L L4 F/I - Vehicles w/an Engine Swap B18C1	Hybrid	21-5002C ²
		Cold Air	21-407C ¹								
		Cold Air	21-407P ¹								
		Short Ram	22-407B ¹								
		Short Ram	22-407P ¹								
Civic	1.5L L4 F/I - Vehicles w/an Engine Swap B18C1	Hybrid	21-5002C ²	Civic	1.6L L4 F/I - Vehicles w/an Engine Swap B18C5 & B16A	Hybrid	21-5001C ²				
		Civic	1.5L L4 F/I - Vehicles w/an Engine Swap B18C5 & B16A			Cold Air	21-400C ¹	CRX	1.5L L4 F/I - Vehicles w/an Engine Swap B18C1	Hybrid	21-5002C ²
						Cold Air	21-400P ¹				
						Cold Air	21-400R ¹				
						Short Ram	22-400B ¹				
Short Ram	22-400P ¹										
Civic	1.6L L4 F/I	Hybrid	21-5002C ²	CRX	1.5L L4 F/I - Vehicles w/an Engine Swap B18C5 & B16A	Hybrid	21-5001C ²				
		Civic	1.6L L4 F/I - Vehicles w/an Engine Swap B18C1			Cold Air	21-400C ¹	CRX	1.6L L4 F/I	Cold Air	21-400C ¹
						Cold Air	21-400P ¹			Cold Air	21-400P ¹
						Cold Air	21-400R ¹			Cold Air	21-400R ¹
						Short Ram	22-400B ¹			Short Ram	22-400B ¹
Short Ram	22-400P ¹			Short Ram	22-400P ¹						
Civic	1.6L L4 F/I - Vehicles w/an Engine Swap B18C5 & B16A	Hybrid	21-5002C ²	CRX	1.6L L4 F/I - Vehicles w/an Engine Swap B18C1	Hybrid	21-5002C ²				
		Civic	1.6L L4 F/I - Vehicles w/an Engine Swap B18C5 & B16A			Cold Air	21-400C ¹	CRX	1.6L L4 F/I - Vehicles w/an Engine Swap B18C1	Cold Air	21-400C ¹
						Cold Air	21-400P ¹			Cold Air	21-400P ¹
						Cold Air	21-400R ¹			Cold Air	21-400R ¹
						Short Ram	22-400B ¹			Short Ram	22-400B ¹
Short Ram	22-400P ¹			Short Ram	22-400P ¹						

1) Street legal in all US states. 2) Not legal for sale or use on any pollution controlled motor vehicle in California or states adopting California emission procedures. Part numbers ending in DP or P=Polished Aluminum tube, DC or C=Gunmetal Grey, R=Red, B=Blue, WR=Wrinkle Red, DS=Rotomolded tube.



AIR INTAKE SYSTEMS

HONDA

Vehicle	Engine Type	Style	Part Number	Vehicle	Engine Type	Style	Part Number
1990 HONDA				1988 HONDA			
CRX	1.6L L4 F/I - Vehicles w/an Engine Swap B18C5 & B16A	Hybrid	21-5001C ²	CRX	1.5L L4 F/I - Vehicles w/an Engine Swap B18C1	Hybrid	21-5002C ²
1989 HONDA				CRX	1.5L L4 F/I - Vehicles w/an Engine Swap B18C5 & B16A	Hybrid	21-5001C ²
Civic	1.5L L4 F/I - Vehicles w/an Engine Swap B18C1	Hybrid	21-5002C ²	CRX	1.6L L4 F/I	Cold Air	21-400R ¹
Civic	1.5L L4 F/I - Vehicles w/an Engine Swap B18C5 & B16A	Hybrid	21-5001C ²			Short Ram	22-400B ¹
Civic	1.6L L4 F/I	Cold Air	21-400C ¹			Short Ram	22-400P ¹
		Cold Air	21-400P ¹	CRX	1.6L L4 F/I - Vehicles w/an Engine Swap B18C1	Hybrid	21-5002C ²
		Cold Air	21-400R ¹	CRX	1.6L L4 F/I - Vehicles w/an Engine Swap B18C5 & B16A	Hybrid	21-5001C ²
		Short Ram	22-400B ¹				
		Short Ram	22-400P ¹	2006 HUMMER			
		Short Ram	22-400R ¹	H3	3.5L L5 F/I	Brute Force	21-8018DC ¹
Civic	1.6L L4 F/I - Vehicles w/an Engine Swap B18C1	Hybrid	21-5002C ²			Brute Force	21-8018DP ¹
Civic	1.6L L4 F/I - Vehicles w/an Engine Swap B18C5 & B16A	Hybrid	21-5001C ²	2005 HUMMER			
CRX	1.5L L4 F/I - Vehicles w/an Engine Swap B18C1	Hybrid	21-5002C ²	H2	6.0L V8 F/I	Brute Force	21-8012DC ¹
CRX	1.5L L4 F/I - Vehicles w/an Engine Swap B18C5 & B16A	Hybrid	21-5001C ²			Brute Force	21-8012DP ¹
CRX	1.6L L4 F/I	Cold Air	21-400C ¹	2004 HUMMER			
		Cold Air	21-400P ¹	H2	6.0L V8 F/I	Brute Force	21-8012DC ¹
		Cold Air	21-400R ¹			Brute Force	21-8012DP ¹
		Short Ram	22-400B ¹	2003 HUMMER			
		Short Ram	22-400P ¹	H2	6.0L V8 F/I	Brute Force	21-8012DC ¹
		Short Ram	22-400R ¹			Brute Force	21-8012DP ¹
CRX	1.6L L4 F/I - Vehicles w/an Engine Swap B18C1	Hybrid	21-5002C ²	2016 HYUNDAI			
CRX	1.6L L4 F/I - Vehicles w/an Engine Swap B18C5 & B16A	Hybrid	21-5001C ²	Elantra	1.8L L4 F/I	Cold Air	21-718C ²
						Cold Air	21-718P ²
				Elantra	2.0L L4 F/I	Cold Air	21-718C ²
						Cold Air	21-718P ²
				Genesis Coupe	3.8L V6 F/I	Cold Air	21-730C ²
				Genesis Sedan	3.8L V6 F/I	Cold Air	21-796C ²
				Santa Fe	2.0L L4 F/I	Cold Air	21-749C ²
				Sonata	2.0L L4 F/I - Turbo	Cold Air	21-739C ²
				Tucson	1.6L L4 F/I	Cold Air	21-783C ²
				Veloster	1.6L L4 F/I	Cold Air	21-715C ²
						Cold Air	21-715P ²
				Veloster Turbo	1.6L L4 F/I	Cold Air	21-724C ²
						Cold Air	21-724P ²
1988 HONDA				2015 HYUNDAI			
Civic	1.5L L4 F/I - Vehicles w/an Engine Swap B18C1	Hybrid	21-5002C ²	Elantra	1.8L L4 F/I	Cold Air	21-718C ²
Civic	1.5L L4 F/I - Vehicles w/an Engine Swap B18C5 & B16A	Hybrid	21-5001C ²			Cold Air	21-718P ²
Civic	1.6L L4 F/I	Cold Air	21-400C ¹	Elantra	2.0L L4 F/I	Cold Air	21-718C ²
		Cold Air	21-400P ¹			Cold Air	21-718P ²
		Cold Air	21-400R ¹	Genesis Coupe	3.8L V6 F/I	Cold Air	21-730C ¹
Civic	1.6L L4 F/I - Vehicles w/an Engine Swap B18C1	Hybrid	21-5002C ²	Genesis Sedan	3.8L V6 F/I	Cold Air	21-796C ²
Civic	1.6L L4 F/I - Vehicles w/an Engine Swap B18C5 & B16A	Hybrid	21-5001C ²	Santa Fe	2.0L L4 F/I	Cold Air	21-749C ²
				Sonata	2.0L L4 F/I	Cold Air	21-739C ²
				Veloster	1.6L L4 F/I	Cold Air	21-715C ²
						Cold Air	21-715P ²
				Veloster Turbo	1.6L L4 F/I	Cold Air	21-724C ²
						Cold Air	21-724P ²

1) Street legal in all US states. 2) Not legal for sale or use on any pollution controlled motor vehicle in California or states adopting California emission procedures. Part numbers ending in DP or P=Polished Aluminum tube, DC or C=Gunmetal Grey, R=Red, B=Blue, WR=Wrinkle Red, DS=Rotomolded tube.



Vehicle	Engine Type	Style	Part Number
2014 HYUNDAI			
Elantra	1.8L L4 F/I	Cold Air	21-718C ²
		Cold Air	21-718P ²
Elantra	2.0L L4 F/I	Cold Air	21-718C ²
		Cold Air	21-718P ²
Genesis Coupe	2.0L L4 F/I	Cold Air	21-728C ¹
		Cold Air	21-728P ¹
Genesis Coupe	3.8L V6 F/I	Cold Air	21-730C ¹
Santa Fe	2.0L L4 F/I	Cold Air	21-749C ²
Sonata	2.4L L4 F/I	Cold Air	21-736C ²
Sonata	2.4L L4 F/I - Exc. LEV2 SULEV Test Group EHYXV02.42JP	Cold Air	22-685C ¹
Veloster	1.6L L4 F/I	Cold Air	21-715C ¹
		Cold Air	21-715P ¹
Veloster Turbo	1.6L L4 F/I	Cold Air	21-724C ¹
		Cold Air	21-724P ¹

Vehicle	Engine Type	Style	Part Number
2013 HYUNDAI			
Elantra	1.8L L4 F/I - Exc. LEV2 SULEV Test Group DHYXV01.8BDP	Cold Air	21-718C ¹
		Cold Air	21-718P ¹
Elantra Coupe	1.8L L4 F/I - Exc. LEV2 SULEV Test Group DHYXV01.8BDP	Cold Air	21-718C ¹
		Cold Air	21-718P ¹
Elantra GT	1.8L L4 F/I - Exc. LEV2 SULEV Test Group DHYXV01.8BDP	Cold Air	21-718C ¹
		Cold Air	21-718P ¹
Genesis Coupe	2.0L L4 F/I	Cold Air	21-728C ¹
		Cold Air	21-728P ¹
Genesis Coupe	3.8L V6 F/I	Cold Air	21-730C ¹
Sonata	2.4L L4 F/I	Cold Air	21-736C ²
Sonata	2.4L L4 F/I - Exc. LEV2 SULEV Test Group DHYXV02.42GP	Cold Air	22-685C ¹
Veloster	1.6L L4 F/I	Cold Air	21-715C ¹
		Cold Air	21-715P ¹
Veloster Turbo	1.6L L4 F/I	Cold Air	21-724C ¹
		Cold Air	21-724P ¹

Vehicle	Engine Type	Style	Part Number
2012 HYUNDAI			
Elantra	1.8L L4 F/I - Exc. LEV2 SULEV Test Group CHYXV01.8SPC	Cold Air	21-718C ¹
		Cold Air	21-718P ¹
Elantra	2.0L L4 F/I	Cold Air	21-718C ²
		Cold Air	21-718P ²
Genesis Coupe	2.0L L4 F/I	Cold Air	21-687C ¹
		Cold Air	21-687P ¹
Genesis Coupe	3.8L V6 F/I	Cold Air	21-688C ²
		Cold Air	21-688P ²

Vehicle	Engine Type	Style	Part Number
2012 HYUNDAI			
Sonata	2.4L L4 F/I	Cold Air	21-736C ²
Sonata	2.4L L4 F/I - Exc. LEV2 SULEV Test Group CHYXV02.4YPC	Cold Air	22-685C ¹
Veloster	1.6L L4 F/I	Cold Air	21-715C ¹
		Cold Air	21-715P ¹

Vehicle	Engine Type	Style	Part Number
2011 HYUNDAI			
Elantra	1.8L L4 F/I - Exc. LEV2 SULEV Test Group BHYXV01.8SPC	Cold Air	21-718C ¹
		Cold Air	21-718P ¹
Elantra	2.0L L4 F/I	Cold Air	21-718C ²
		Cold Air	21-718P ²
Genesis Coupe	2.0L L4 F/I	Cold Air	21-687C ¹
Genesis Coupe	3.8L V6 F/I	Cold Air	21-687P ¹
Genesis Coupe	3.8L V6 F/I	Cold Air	21-688C ²
Genesis Coupe	3.8L V6 F/I	Cold Air	21-688P ²
Sonata	2.4L L4 F/I	Cold Air	21-736C ²
Sonata	2.4L L4 F/I - Exc. LEV2 SULEV Test Group BHYXV02.4YPC	Cold Air	22-685C ¹

Vehicle	Engine Type	Style	Part Number
2010 HYUNDAI			
Genesis Coupe	2.0L L4 F/I	Cold Air	21-687C ¹
		Cold Air	21-687P ¹
Genesis Coupe	3.8L V6 F/I	Cold Air	21-688C ²
		Cold Air	21-688P ²

Vehicle	Engine Type	Style	Part Number
2007 HYUNDAI			
Tiburon	2.7L V6 F/I	Cold Air	21-521B ¹
		Cold Air	21-521C ¹
		Cold Air	21-521P ¹
		Cold Air	21-521R ¹

Vehicle	Engine Type	Style	Part Number
2006 HYUNDAI			
Tiburon	2.7L V6 F/I	Cold Air	21-521B ¹
		Cold Air	21-521C ¹
		Cold Air	21-521P ¹
		Cold Air	21-521R ¹
		Short Ram	22-521 ¹

Vehicle	Engine Type	Style	Part Number
2005 HYUNDAI			
Tiburon GT	2.7L V6 F/I	Cold Air	21-521B ¹
		Cold Air	21-521C ¹
		Cold Air	21-521P ¹
		Cold Air	21-521R ¹
Tiburon GT	2.7L V6 F/I - w/Manual Trans.	Short Ram	22-521 ¹
Tiburon SE	2.7L V6 F/I	Cold Air	21-521B ¹
		Cold Air	21-521C ¹
		Cold Air	21-521P ¹
		Cold Air	21-521R ¹
Tiburon SE	2.7L V6 F/I - w/Manual Trans.	Short Ram	22-521 ¹

Vehicle	Engine Type	Style	Part Number
2004 HYUNDAI			
Tiburon GT	2.7L V6 F/I	Cold Air	21-521B ¹
		Cold Air	21-521C ¹
		Cold Air	21-521P ¹
		Cold Air	21-521R ¹
Tiburon GT	2.7L V6 F/I	Short Ram	22-521 ¹

1) Street legal in all US states. 2) Not legal for sale or use on any pollution controlled motor vehicle in California or states adopting California emission procedures. Part numbers ending in DP or P=Polished Aluminum tube, DC or C=Gunmetal Grey, R=Red, B=Blue, WR=Wrinkle Red, DS=Rotomolded tube.



AIR INTAKE SYSTEMS

HYUNDAI

Vehicle	Engine Type	Style	Part Number	Vehicle	Engine Type	Style	Part Number		
2003 HYUNDAI				2006 INFINITI					
Tiburon	2.0L L4 F/I	Cold Air	21-522B ¹	QX56	5.6L V8 F/I	Brute Force	21-8502DP ¹		
		Cold Air	21-522C ¹			2005 INFINITI			
		Cold Air	21-522P ¹	G35	3.5L V6 F/I	Cold Air	21-548B ¹		
Tiburon GT	2.7L V6 F/I	Cold Air	21-521B ¹			Cold Air	21-548C ¹		
		Cold Air	21-521C ¹			Cold Air	21-548P ¹		
		Cold Air	21-521P ¹			Cold Air	21-548R ¹		
		Cold Air	21-521R ¹			QX56	5.6L V8 F/I	Brute Force	21-8502DC ¹
Short Ram	22-521 ¹	Brute Force	21-8502DP ¹						
2001 HYUNDAI				2004 INFINITI					
Tiburon	2.0L L4 F/I	Cold Air	21-520B ¹	G35	3.5L V6 F/I	Cold Air	21-548B ¹		
		Cold Air	21-520C ¹			Cold Air	21-548C ¹		
		Cold Air	21-520P ¹			Cold Air	21-548P ¹		
		Cold Air	21-520R ¹			Cold Air	21-548R ¹		
2000 HYUNDAI				QX56	5.6L V8 F/I	Brute Force	21-8502DC ¹		
Tiburon	2.0L L4 F/I	Cold Air	21-520B ¹			Brute Force	21-8502DP ¹		
		Cold Air	21-520C ¹	2003 INFINITI					
		Cold Air	21-520P ¹	G35	3.5L V6 F/I	Cold Air	21-548B ¹		
		Cold Air	21-520R ¹			Cold Air	21-548C ¹		
1999 HYUNDAI						Cold Air	21-548P ¹		
Cold Air	21-520R ¹	Cold Air	21-548R ¹						
Tiburon	2.0L L4 F/I	Cold Air	21-520B ¹	2007 ISUZU					
		Cold Air	21-520C ¹	i-290	2.9L L4 F/I	Brute Force	21-8019DC ¹		
		Cold Air	21-520P ¹			Brute Force	21-8019DP ¹		
		Cold Air	21-520R ¹	2006 ISUZU					
1998 HYUNDAI				i-280	2.8L L4 F/I	Brute Force	21-8019DC ¹		
Tiburon	2.0L L4 F/I	Cold Air	21-520B ¹			Brute Force	21-8019DP ¹		
		Cold Air	21-520C ¹			2016 JEEP			
		Cold Air	21-520P ¹			Compass	2.0L L4 F/I	Cold Air	21-762C ²
		Cold Air	21-520R ¹	Compass	2.4L L4 F/I	Cold Air	21-762C ²		
1997 HYUNDAI				Patriot	2.0L L4 F/I	Cold Air	21-762C ²		
Tiburon	2.0L L4 F/I	Cold Air	21-520B ¹	Patriot	2.4L L4 F/I	Cold Air	21-762C ²		
		Cold Air	21-520C ¹	Renegade	2.4L L4 F/I	Cold Air	21-769C ²		
		Cold Air	21-520P ¹	Wrangler	3.6L V6 F/I	Brute Force	21-8316DS ²		
		Cold Air	21-520R ¹	2015 JEEP					
2016 INFINITI				Compass	2.0L L4 F/I	Cold Air	21-762C ²		
Q50	3.7L V6 F/I	Cold Air	21-774DS ²	Compass	2.4L L4 F/I	Cold Air	21-762C ²		
2015 INFINITI				Grand Cherokee	3.6L V6 F/I	Cold Air	21-8318DC ²		
Q50	3.7L V6 F/I	Cold Air	21-774DS ²	Patriot	2.0L L4 F/I	Cold Air	21-762C ²		
2014 INFINITI				Patriot	2.4L L4 F/I	Cold Air	21-762C ²		
Q50	3.7L V6 F/I	Cold Air	21-774DS ²	Renegade	2.4L L4 F/I	Cold Air	21-769C ²		
2010 INFINITI				Wrangler	3.6L V6 F/I	Brute Force	21-8316DS ²		
QX56	5.6L V8 F/I	Brute Force	21-8502DC ¹	2014 JEEP					
		Brute Force	21-8502DP ¹	Compass	2.0L L4 F/I	Cold Air	21-762C ²		
2009 INFINITI				Compass	2.4L L4 F/I	Cold Air	21-762C ²		
QX56	5.6L V8 F/I	Brute Force	21-8502DC ¹	Grand Cherokee	3.6L V6 F/I	Cold Air	21-8318DC ²		
		Brute Force	21-8502DP ¹	Grand Cherokee	5.7L V8 F/I	Brute Force	21-8317DC ¹		
2008 INFINITI				Patriot	2.4L L4 F/I	Cold Air	21-762C ²		
QX56	5.6L V8 F/I	Brute Force	21-8502DC ¹	Wrangler	3.6L V6 F/I	Brute Force	21-8316DS ¹		
		Brute Force	21-8502DP ¹	2013 JEEP					
2007 INFINITI				Compass	2.0L L4 F/I	Cold Air	21-762C ²		
QX56	5.6L V8 F/I	Brute Force	21-8502DC ¹	Grand Cherokee	3.6L V6 F/I	Cold Air	21-8318DC ²		
		Brute Force	21-8502DP ¹	Grand Cherokee	5.7L V8 F/I	Brute Force	21-8317DC ¹		
2006 INFINITI				Patriot	2.0L L4 F/I	Cold Air	21-762C ²		
G35	3.5L V6 F/I	Cold Air	21-548B ¹	Patriot	2.4L L4 F/I	Cold Air	21-762C ²		
		Cold Air	21-548C ¹	Wrangler	3.6L V6 F/I	Brute Force	21-8316DS ¹		
		Cold Air	21-548P ¹	2012 JEEP					
		Cold Air	21-548R ¹	Compass	2.0L L4 F/I	Cold Air	21-762C ²		
QX56	5.6L V8 F/I	Brute Force	21-8502DC ¹	Compass	2.4L L4 F/I	Cold Air	21-762C ²		

1) Street legal in all US states. 2) Not legal for sale or use on any pollution controlled motor vehicle in California or states adopting California emission procedures. Part numbers ending in DP or P=Polished Aluminum tube, DC or C=Gunmetal Grey, R=Red, B=Blue, WR=Wrinkle Red, DS=Rotomolded tube.



Vehicle	Engine Type	Style	Part Number	Vehicle	Engine Type	Style	Part Number
2012 JEEP				2006 JEEP			
Grand Cherokee	3.6L V6 F/I	Cold Air	21-8318DC ²	Commander	4.7L V8 F/I	Brute Force	21-8310DP ¹
Grand Cherokee	5.7L V8 F/I	Brute Force	21-8317DC ¹	Commander	5.7L V8 F/I	Brute Force	21-8306DC ¹
Patriot	2.4L L4 F/I	Cold Air	21-762C ²			Brute Force	21-8306DP ¹
Wrangler	3.6L V6 F/I	Brute Force	21-8316DS ¹	Grand Cherokee	5.7L V8 F/I	Brute Force	21-8306DC ¹
2011 JEEP						Brute Force	21-8306DP ¹
Compass	2.0L L4 F/I	Cold Air	21-762C ²	Liberty	3.7L V6 F/I	Brute Force	21-8309DC ¹
Compass	2.4L L4 F/I	Cold Air	21-762C ²			Brute Force	21-8309DP ¹
Grand Cherokee	3.6L V6 F/I	Cold Air	21-8318DC ²	Wrangler	4.0L L6 F/I	Brute Force	21-8311DC ¹
Grand Cherokee	5.7L V8 F/I	Brute Force	21-8317DC ¹			Brute Force	21-8311DP ¹
Patriot	2.0L L4 F/I	Cold Air	21-762C ²	2005 JEEP			
Patriot	2.4L L4 F/I	Cold Air	21-762C ²	Grand Cherokee	5.7L V8 F/I	Brute Force	21-8306DC ¹
Wrangler	3.8L V6 F/I	Brute Force	21-8314DC ¹			Brute Force	21-8306DP ¹
		Brute Force	21-8314DP ¹	Liberty	3.7L V6 F/I	Brute Force	21-8309DC ¹
2010 JEEP						Brute Force	21-8309DP ¹
Compass	2.0L L4 F/I	Cold Air	21-8217DC ¹	Wrangler	2.4L L4 F/I - w/o IAT Sensor	Brute Force	21-8308DC ¹
		Cold Air	21-8217DP ¹			Brute Force	21-8308DP ¹
Compass	2.4L L4 F/I	Cold Air	21-8217DC ¹	Wrangler	4.0L L6 F/I	Brute Force	21-8311DC ¹
		Cold Air	21-8217DP ¹			Brute Force	21-8311DP ¹
Patriot	2.0L L4 F/I	Cold Air	21-8217DC ¹	2004 JEEP			
		Cold Air	21-8217DP ¹	Liberty	3.7L V6 F/I	Brute Force	21-8309DC ¹
Patriot	2.4L L4 F/I	Cold Air	21-8217DC ¹			Brute Force	21-8309DP ¹
		Cold Air	21-8217DP ¹	Wrangler	2.4L L4 F/I - w/o IAT Sensor	Brute Force	21-8308DC ¹
Wrangler	3.8L V6 F/I	Brute Force	21-8314DC ¹			Brute Force	21-8308DP ¹
		Brute Force	21-8314DP ¹	Wrangler	4.0L L6 F/I	Brute Force	21-8311DC ¹
2009 JEEP						Brute Force	21-8311DP ¹
Compass	2.0L L4 F/I	Cold Air	21-8217DC ¹	2003 JEEP			
		Cold Air	21-8217DP ¹	Liberty	3.7L V6 F/I	Brute Force	21-8303DC ¹
Compass	2.4L L4 F/I	Cold Air	21-8217DC ¹			Brute Force	21-8303DP ¹
		Cold Air	21-8217DP ¹	Wrangler	4.0L L6 F/I	Brute Force	21-8311DC ¹
Patriot	2.0L L4 F/I	Cold Air	21-8217DC ¹			Brute Force	21-8311DP ¹
		Cold Air	21-8217DP ¹	2002 JEEP			
Patriot	2.4L L4 F/I	Cold Air	21-8217DC ¹	Liberty	3.7L V6 F/I	Brute Force	21-8303DC ¹
		Cold Air	21-8217DP ¹			Brute Force	21-8303DP ¹
Wrangler	3.8L V6 F/I	Brute Force	21-8314DC ¹	Wrangler	2.5L L4 F/I	Brute Force	21-8301DC ¹
		Brute Force	21-8314DP ¹			Brute Force	21-8301DP ¹
2008 JEEP				Wrangler	4.0L L6 F/I	Brute Force	21-8311DC ¹
Compass	2.0L L4 F/I	Cold Air	21-8217DC ¹			Brute Force	21-8311DP ¹
		Cold Air	21-8217DP ¹	2001 JEEP			
Compass	2.4L L4 F/I	Cold Air	21-8217DC ¹	Cherokee	4.0L L6 F/I	Brute Force	21-8315DC ¹
		Cold Air	21-8217DP ¹			Brute Force	21-8315DP ¹
Patriot	2.0L L4 F/I	Cold Air	21-8217DC ¹	Wrangler	2.5L L4 F/I	Brute Force	21-8301DC ¹
		Cold Air	21-8217DP ¹			Brute Force	21-8301DP ¹
Patriot	2.4L L4 F/I	Cold Air	21-8217DC ¹	Wrangler	4.0L L6 F/I	Brute Force	21-8311DC ¹
		Cold Air	21-8217DP ¹			Brute Force	21-8311DP ¹
Wrangler	3.8L V6 F/I	Brute Force	21-8314DC ¹	2000 JEEP			
		Brute Force	21-8314DP ¹	Cherokee	4.0L L6 F/I	Brute Force	21-8315DC ¹
2007 JEEP						Brute Force	21-8315DP ¹
Compass	2.0L L4 F/I	Cold Air	21-8217DC ¹	Wrangler	2.5L L4 F/I	Brute Force	21-8301DC ¹
		Cold Air	21-8217DP ¹			Brute Force	21-8301DP ¹
Compass	2.4L L4 F/I	Cold Air	21-8217DC ¹	Wrangler	4.0L L6 F/I	Brute Force	21-8311DC ¹
		Cold Air	21-8217DP ¹			Brute Force	21-8311DP ¹
Patriot	2.0L L4 F/I	Cold Air	21-8217DC ¹	1999 JEEP			
		Cold Air	21-8217DP ¹	Cherokee	4.0L L6 F/I	Brute Force	21-8315DC ¹
Patriot	2.4L L4 F/I	Cold Air	21-8217DC ¹			Brute Force	21-8315DP ¹
		Cold Air	21-8217DP ¹	Wrangler	2.5L L4 F/I	Brute Force	21-8301DC ¹
Wrangler	3.8L V6 F/I	Brute Force	21-8314DC ¹			Brute Force	21-8301DP ¹
		Brute Force	21-8314DP ¹	Wrangler	4.0L L6 F/I	Brute Force	21-8311DC ¹
2006 JEEP						Brute Force	21-8311DP ¹
Commander	4.7L V8 F/I	Brute Force	21-8310DC ¹	2000 JEEP			
				Cherokee	4.0L L6 F/I	Brute Force	21-8315DC ¹
						Brute Force	21-8315DP ¹
				Wrangler	2.5L L4 F/I	Brute Force	21-8301DC ¹
						Brute Force	21-8301DP ¹
				Wrangler	4.0L L6 F/I	Brute Force	21-8311DC ¹
						Brute Force	21-8311DP ¹
				1999 JEEP			
				Cherokee	4.0L L6 F/I	Brute Force	21-8315DC ¹
						Brute Force	21-8315DP ¹
				Wrangler	2.5L L4 F/I	Brute Force	21-8301DC ¹
						Brute Force	21-8301DP ¹
				Wrangler	4.0L L6 F/I	Brute Force	21-8311DC ¹
						Brute Force	21-8311DP ¹

1) Street legal in all US states. 2) Not legal for sale or use on any pollution controlled motor vehicle in California or states adopting California emission procedures. Part numbers ending in DP or P=Polished Aluminum tube, DC or C=Gunmetal Grey, R=Red, B=Blue, WR=Wrinkle Red, DS=Rotomolded tube.



AIR INTAKE SYSTEMS

JEEP

Vehicle	Engine Type	Style	Part Number
1999 JEEP			
Wrangler	4.0L L6 F/I	Brute Force	21-8311DP ¹
1998 JEEP			
Cherokee	4.0L L6 F/I	Brute Force	21-8315DC ¹
		Brute Force	21-8315DP ¹
Grand Cherokee	5.2L V8 F/I	Brute Force	21-8302DC ¹
		Brute Force	21-8302DP ¹
Grand Cherokee	5.9L V8 F/I	Brute Force	21-8302DC ¹
		Brute Force	21-8302DP ¹
Wrangler	2.5L L4 F/I	Brute Force	21-8301DC ¹
		Brute Force	21-8301DP ¹
Wrangler	4.0L L6 F/I	Brute Force	21-8311DC ¹
		Brute Force	21-8311DP ¹
1997 JEEP			
Cherokee	4.0L L6 F/I	Brute Force	21-8315DC ¹
		Brute Force	21-8315DP ¹
Grand Cherokee	5.2L V8 F/I	Brute Force	21-8302DC ¹
		Brute Force	21-8302DP ¹
Wrangler	2.5L L4 F/I	Brute Force	21-8301DC ¹
		Brute Force	21-8301DP ¹
Wrangler	4.0L L6 F/I	Brute Force	21-8311DC ¹
		Brute Force	21-8311DP ¹
1996 JEEP			
Cherokee	4.0L L6 F/I	Brute Force	21-8315DC ¹
		Brute Force	21-8315DP ¹
Grand Cherokee	5.2L V8 F/I	Brute Force	21-8302DC ¹
		Brute Force	21-8302DP ¹
1995 JEEP			
Cherokee	4.0L L6 F/I	Brute Force	21-8315DC ¹
		Brute Force	21-8315DP ¹
Grand Cherokee	5.2L V8 F/I	Brute Force	21-8302DC ¹
		Brute Force	21-8302DP ¹
Wrangler	2.5L L4 F/I	Brute Force	21-8304DC ¹
		Brute Force	21-8304DP ¹
Wrangler	4.0L L6 F/I	Brute Force	21-8305DC ¹
		Brute Force	21-8305DP ¹
1994 JEEP			
Cherokee	4.0L L6 F/I	Brute Force	21-8315DC ¹
		Brute Force	21-8315DP ¹
Grand Cherokee	5.2L V8 F/I	Brute Force	21-8302DC ¹
		Brute Force	21-8302DP ¹
Wrangler	2.5L L4 F/I	Brute Force	21-8304DC ¹
		Brute Force	21-8304DP ¹
Wrangler	4.0L L6 F/I	Brute Force	21-8305DC ¹
		Brute Force	21-8305DP ¹
1993 JEEP			
Cherokee	4.0L L6 F/I	Brute Force	21-8315DC ¹
		Brute Force	21-8315DP ¹
Grand Cherokee	5.2L V8 F/I	Brute Force	21-8302DC ¹
		Brute Force	21-8302DP ¹
Wrangler	2.5L L4 F/I	Brute Force	21-8304DC ¹
		Brute Force	21-8304DP ¹
Wrangler	4.0L L6 F/I	Brute Force	21-8305DC ¹
		Brute Force	21-8305DP ¹
1992 JEEP			
Cherokee	4.0L L6 F/I	Brute Force	21-8315DC ¹
		Brute Force	21-8315DP ¹
Wrangler	2.5L L4 F/I	Brute Force	21-8304DC ¹
		Brute Force	21-8304DP ¹
Wrangler	4.0L L6 F/I	Brute Force	21-8305DC ¹
		Brute Force	21-8305DP ¹

Vehicle	Engine Type	Style	Part Number
1992 JEEP			
Wrangler	4.0L L6 F/I	Brute Force	21-8305DP ¹
1991 JEEP			
Cherokee	4.0L L6 F/I	Brute Force	21-8315DC ¹
		Brute Force	21-8315DP ¹
Wrangler	2.5L L4 F/I	Brute Force	21-8304DC ¹
		Brute Force	21-8304DP ¹
Wrangler	4.0L L6 F/I	Brute Force	21-8305DC ¹
		Brute Force	21-8305DP ¹
2016 KIA			
Optima	2.0L L4 F/I	Cold Air	21-739C ²
Soul	2.0L L4 F/I	Cold Air	21-738C ²
2015 KIA			
Optima	2.4L L4 F/I	Cold Air	22-685C ²
Soul	2.0L L4 F/I	Cold Air	21-738C ²
2014 KIA			
Optima	2.4L L4 F/I	Cold Air	21-736C ²
Optima	2.4L L4 F/I - Exc. LEV2 SULEV Test Group EKM XV02.45HP	Cold Air	22-685C ¹
Soul	2.0L L4 F/I	Cold Air	21-738C ¹
2013 KIA			
Optima	2.4L L4 F/I	Cold Air	21-736C ²
Optima	2.4L L4 F/I - Exc. LEV2 SULEV Test Group DKMXV02.45GP	Cold Air	22-685C ¹
2012 KIA			
Optima	2.4L L4 F/I	Cold Air	21-736C ²
Optima	2.4L L4 F/I - Exc. LEV2 SULEV Test Group CKMXV02.4FPC	Cold Air	22-685C ¹
2011 KIA			
Optima	2.4L L4 F/I	Cold Air	21-736C ²
Optima	2.4L L4 F/I - Exc. LEV2 SULEV Test Group BKMXV02.4FPC	Cold Air	22-685C ¹
Soul	2.0L L4 F/I	Cold Air	21-691C ¹
		Cold Air	21-691P ¹
2010 KIA			
Soul	2.0L L4 F/I	Cold Air	21-691C ¹
		Cold Air	21-691P ¹
2016 LEXUS			
IS200t	2.0L L4 F/I	Cold Air	21-791C ²
		Cold Air	22-692C ²
NX200t	2.0L L4 F/I	Cold Air	21-787C ²
2015 LEXUS			
GS350	3.5L V6 F/I	Cold Air	21-806C ²
IS250	2.5L V6 F/I	Cold Air	21-759C ²
		Cold Air	22-688C ²
IS350	3.5L V6 F/I	Cold Air	21-759C ²
		Cold Air	22-688C ²
NX200t	2.0L L4 F/I	Cold Air	21-787C ²
RC350	3.5L V6 F/I	Cold Air	22-688C ²
2014 LEXUS			
GS350	3.5L V6 F/I	Cold Air	21-806C ²
IS250	2.5L V6 F/I	Cold Air	21-759C ²
IS350	3.5L V6 F/I	Cold Air	21-759C ²

1) Street legal in all US states. 2) Not legal for sale or use on any pollution controlled motor vehicle in California or states adopting California emission procedures. Part numbers ending in DP or P=Polished Aluminum tube, DC or C=Gunmetal Grey, R=Red, B=Blue, WR=Wrinkle Red, DS=Rotomolded tube.



Vehicle	Engine Type	Style	Part Number	Vehicle	Engine Type	Style	Part Number
2013 LEXUS				2017 MAZDA			
IS250	2.5L V6 F/I	Cold Air	41-1406C ²	3	2.0L L4 F/I	Cold Air	21-773C ²
		Cold Air	41-1406P ²	3	2.5L L4 F/I	Cold Air	21-779C ²
2012 LEXUS				2016 MAZDA			
IS250	2.5L V6 F/I	Cold Air	41-1406C ²	3	2.0L L4 F/I	Cold Air	21-773C ²
		Cold Air	41-1406P ²	3	2.0L L4 F/I - w/Manual Trans.	Cold Air	21-765C ²
2011 LEXUS				3	2.5L L4 F/I	Cold Air	21-779C ²
IS250	2.5L V6 F/I	Cold Air	41-1406C ²	6	2.5L L4 F/I	Cold Air	21-779C ²
		Cold Air	41-1406P ²	CX-5	2.5L L4 F/I	Cold Air	21-779C ²
IS350	3.5L V6 F/I	Cold Air	41-1402C ²	MX-5 Miata	2.0L L4 F/I	Cold Air	21-786C ²
		Cold Air	41-1402P ²	2015 MAZDA			
2010 LEXUS				3	2.0L L4 F/I	Cold Air	21-773C ²
IS250	2.5L V6 F/I	Cold Air	41-1406C ²	3	2.0L L4 F/I - w/Manual Trans.	Cold Air	21-765C ²
		Cold Air	41-1406P ²	3	2.5L L4 F/I	Cold Air	21-779C ²
IS350	3.5L V6 F/I	Cold Air	41-1402C ²	6	2.5L L4 F/I	Cold Air	21-779C ²
		Cold Air	41-1402P ²	CX-5	2.5L L4 F/I	Cold Air	21-779C ²
2009 LEXUS				2014 MAZDA			
IS250	2.5L V6 F/I	Cold Air	41-1406C ²	3	2.0L L4 F/I - w/Manual Trans.	Cold Air	21-765C ²
		Cold Air	41-1406P ²	3	2.5L L4 F/I	Cold Air	21-779C ²
IS350	3.5L V6 F/I	Cold Air	41-1402C ²	6	2.5L L4 F/I	Cold Air	21-779C ²
		Cold Air	41-1402P ²	MX-5	2.0L L4 F/I	Cold Air	21-729C ¹
2008 LEXUS						Cold Air	21-729P ¹
IS250	2.5L V6 F/I	Cold Air	41-1406C ²	MX-5 Miata	2.0L L4 F/I	Cold Air	21-729C ¹
		Cold Air	41-1406P ²			Cold Air	21-729P ¹
IS350	3.5L V6 F/I	Cold Air	41-1402C ²	2013 MAZDA			
		Cold Air	41-1402P ²	Mazdaspeed3	2.3L L4 F/I	Cold Air	21-642C ¹
2007 LEXUS						Cold Air	21-642P ¹
IS250	2.5L V6 F/I	Cold Air	41-1406C ²	MX-5	2.0L L4 F/I	Cold Air	21-729C ¹
		Cold Air	41-1406P ²			Cold Air	21-729P ¹
IS350	3.5L V6 F/I	Cold Air	41-1402C ²	MX-5 Miata	2.0L L4 F/I	Cold Air	21-729C ¹
		Cold Air	41-1402P ²			Cold Air	21-729P ¹
2006 LEXUS				2012 MAZDA			
IS250	2.5L V6 F/I	Cold Air	41-1406C ²	3	2.5L L4 F/I - w/Manual Trans.	Cold Air	21-695C ²
		Cold Air	41-1406P ²			Cold Air	21-695P ²
IS350	3.5L V6 F/I	Cold Air	41-1402C ²	Mazdaspeed3	2.3L L4 F/I	Cold Air	21-642C ¹
		Cold Air	41-1402P ²			Cold Air	21-642P ¹
2004 LEXUS				MX-5	2.0L L4 F/I	Cold Air	21-729C ¹
IS300	3.0L L6 F/I	Short Ram	22-464B ²			Cold Air	21-729P ¹
		Short Ram	22-464P ²	MX-5 Miata	2.0L L4 F/I	Cold Air	21-729C ¹
		Short Ram	22-464R ²			Cold Air	21-729P ¹
2003 LEXUS				2011 MAZDA			
IS300	3.0L L6 F/I	Short Ram	22-464B ¹	3	2.5L L4 F/I - w/Manual Trans.	Cold Air	21-695C ²
		Short Ram	22-464P ¹			Cold Air	21-695P ²
		Short Ram	22-464R ¹	Mazdaspeed3	2.3L L4 F/I	Cold Air	21-642C ¹
2002 LEXUS						Cold Air	21-642P ¹
IS300	3.0L L6 F/I	Short Ram	22-464B ¹	MX-5	2.0L L4 F/I	Cold Air	21-729C ¹
		Short Ram	22-464P ¹			Cold Air	21-729P ¹
		Short Ram	22-464R ¹	MX-5 Miata	2.0L L4 F/I	Cold Air	21-729C ¹
2001 LEXUS						Cold Air	21-729P ¹
IS300	3.0L L6 F/I	Short Ram	22-464B ¹	MX-5 Miata	2.0L L4 F/I	Cold Air	21-729C ¹
		Short Ram	22-464P ¹			Cold Air	21-729P ¹
		Short Ram	22-464R ¹	RX-8	1.3L R2 F/I	Cold Air	21-485B ¹
1999 LINCOLN						Cold Air	21-485C ¹
Navigator	5.4L V8 F/I	Brute Force	21-8100DC ¹			Cold Air	21-485P ¹
		Brute Force	21-8100DP ¹			Cold Air	21-485R ¹
1998 LINCOLN				2010 MAZDA			
Navigator	5.4L V8 F/I	Brute Force	21-8100DC ¹	3	2.5L L4 F/I - w/Manual Trans.	Cold Air	21-695C ²
		Brute Force	21-8100DP ¹				

1) Street legal in all US states. 2) Not legal for sale or use on any pollution controlled motor vehicle in California or states adopting California emission procedures. Part numbers ending in DP or P=Polished Aluminum tube, DC or C=Gunmetal Grey, R=Red, B=Blue, WR=Wrinkle Red, DS=Rotomolded tube.



AIR INTAKE SYSTEMS

MAZDA

Vehicle	Engine Type	Style	Part Number	Vehicle	Engine Type	Style	Part Number
2010 MAZDA				2007 MAZDA			
3	2.5L L4 F/I - w/Manual Trans.	Cold Air	21-695P ²	6	2.3L L4 F/I - Exc. LEV2 SULEV Test Group 7TKXV02.3NH1	Cold Air	21-491C ¹
Mazdaspeed3	2.3L L4 F/I	Cold Air	21-642C ¹			Cold Air	21-491P ¹
MX-5	2.0L L4 F/I	Cold Air	21-729C ¹				
MX-5 Miata	2.0L L4 F/I	Cold Air	21-729P ¹	6	3.0L V6 F/I - Exc. Wagon	Cold Air	21-483C ¹
RX-8	1.3L R2 F/I	Cold Air	21-729P ¹			Cold Air	21-483P ¹
		Cold Air	21-485B ¹	Mazdaspeed3	2.3L L4 F/I	Cold Air	21-642C ¹
		Cold Air	21-485C ¹			Cold Air	21-642P ¹
		Cold Air	21-485P ¹	MX-5	2.0L L4 F/I	Cold Air	21-640C ¹
		Cold Air	21-485R ¹			Cold Air	21-640P ¹
2009 MAZDA				MX-5 Miata	2.0L L4 F/I	Cold Air	21-640C ¹
Mazdaspeed3	2.3L L4 F/I	Cold Air	21-642C ¹			Cold Air	21-640P ¹
		Cold Air	21-642P ¹	RX-8	1.3L R2 F/I	Cold Air	21-485B ¹
MX-5 Miata	2.0L L4 F/I	Cold Air	21-640C ¹			Cold Air	21-485C ¹
		Cold Air	21-640P ¹			Cold Air	21-485P ¹
RX-8	1.3L R2 F/I	Cold Air	21-485B ¹			Cold Air	21-485R ¹
		Cold Air	21-485C ¹	2006 MAZDA			
		Cold Air	21-485P ¹	3	2.0L L4 F/I	Cold Air	21-488B ²
		Cold Air	21-485R ¹			Cold Air	21-488C ²
2008 MAZDA						Cold Air	21-488P ²
3	2.0L L4 F/I	Cold Air	21-488B ²			Cold Air	21-488R ²
		Cold Air	21-488C ²	3	2.3L L4 F/I	Cold Air	21-488B ²
		Cold Air	21-488P ²			Cold Air	21-488C ²
3	2.3L L4 F/I	Cold Air	21-488R ²			Cold Air	21-488P ²
		Cold Air	21-488B ²			Cold Air	21-488R ²
		Cold Air	21-488C ²	6	2.3L L4 F/I - Exc. LEV2 SULEV Test Group 6TKXV02.3NG2	Cold Air	21-491C ¹
		Cold Air	21-488P ²			Cold Air	21-491P ¹
		Cold Air	21-488R ²	6	3.0L V6 F/I - Exc. Wagon	Cold Air	21-483C ¹
6	2.3L L4 F/I - Exc. LEV2 SULEV Test Group 8TKXV02.3NH2	Cold Air	21-491C ¹			Cold Air	21-483P ¹
		Cold Air	21-491P ¹	6	3.0L V6 F/I - w/AutoShort Ram Trans.	Short Ram	22-483B ¹
6	3.0L V6 F/I - Exc. Hatchback	Cold Air	21-483C ¹			Short Ram	22-483P ¹
		Cold Air	21-483P ¹			Short Ram	22-483R ¹
Mazdaspeed3	2.3L L4 F/I	Cold Air	21-642C ¹	Mazdaspeed6	2.3L L4 F/I	Cold Air	21-641B ¹
		Cold Air	21-642P ¹			Cold Air	21-641C ¹
MX-5	2.0L L4 F/I	Cold Air	21-640C ¹			Cold Air	21-641P ¹
		Cold Air	21-640P ¹			Cold Air	21-641R ¹
MX-5 Miata	2.0L L4 F/I	Cold Air	21-640C ¹	MX-5	2.0L L4 F/I	Cold Air	21-640C ¹
		Cold Air	21-640P ¹			Cold Air	21-640P ¹
RX-8	1.3L R2 F/I	Cold Air	21-485B ¹	MX-5 Miata	2.0L L4 F/I	Cold Air	21-640C ¹
		Cold Air	21-485C ¹			Cold Air	21-640P ¹
		Cold Air	21-485P ¹	RX-8	1.3L R2 F/I	Cold Air	21-485B ¹
		Cold Air	21-485R ¹			Cold Air	21-485C ¹
2007 MAZDA						Cold Air	21-485P ¹
3	2.0L L4 F/I	Cold Air	21-488B ²			Cold Air	21-485R ¹
		Cold Air	21-488C ²	2005 MAZDA			
		Cold Air	21-488P ²	3	2.0L L4 F/I	Cold Air	21-488B ²
		Cold Air	21-488R ²			Cold Air	21-488C ²
3	2.3L L4 F/I	Cold Air	21-488B ²			Cold Air	21-488P ²
		Cold Air	21-488C ²			Cold Air	21-488R ²
		Cold Air	21-488P ²			Cold Air	21-488R ²
		Cold Air	21-488R ²			Cold Air	21-488R ²

1) Street legal in all US states. 2) Not legal for sale or use on any pollution controlled motor vehicle in California or states adopting California emission procedures. Part numbers ending in DP or P=Polished Aluminum tube, DC or C=Gunmetal Grey, R=Red, B=Blue, WR=Wrinkle Red, DS=Rotomolded tube.



Vehicle	Engine Type	Style	Part Number	Vehicle	Engine Type	Style	Part Number		
2005 MAZDA				2003 MAZDA					
3	2.3L L4 F/I	Cold Air	21-488B ¹	6	2.3L L4 F/I - w/AutoShort Ram Trans.		22-484R ¹		
		Cold Air	21-488C ¹			6	3.0L V6 F/I	Cold Air	21-483C ¹
		Cold Air	21-488P ¹					Cold Air	21-483P ¹
		Cold Air	21-488R ¹			6	3.0L V6 F/I - w/AutoShort Ram Trans.	Short Ram	22-483B ¹
Cold Air	21-491C ¹	Short Ram	22-483P ¹						
6	2.3L L4 F/I - Exc. LEV2 SULEV Test Group 5TKXV02.3NG1	Cold Air	21-491P ¹	B4000	4.0L V6 F/I	Brute Force	21-8109DC ¹		
		Cold Air	21-483C ¹			Brute Force	21-8109DP ¹		
6	3.0L V6 F/I - Exc. Wagon	Cold Air	21-483P ¹	Miata	1.8L L4 F/I	Short Ram	22-482B ¹		
		Cold Air	21-483P ¹			Short Ram	22-482P ¹		
Cold Air	21-483P ¹	Short Ram	22-482R ¹						
6	3.0L V6 F/I - w/AutoShort Ram Trans.	Short Ram	22-483B ¹	Protege	2.0L L4 F/I - w/AutoShort Ram Trans.	Short Ram	22-480B ¹		
		Short Ram	22-483P ¹			Short Ram	22-480P ¹		
		Short Ram	22-483R ¹			Short Ram	22-480R ¹		
RX-8	1.3L R2 F/I	Cold Air	21-485B ¹	Protege	2.0L L4 F/I - w/Manual Trans.	Short Ram	22-481B ¹		
		Cold Air	21-485C ¹			Short Ram	22-481P ¹		
		Cold Air	21-485P ¹			Short Ram	22-481R ¹		
		Cold Air	21-485R ¹						
2004 MAZDA				Protege Mazdaspeed	2.0L L4 F/I	Cold Air	21-486C ¹		
3	2.0L L4 F/I	Cold Air	21-488B ²			Cold Air	21-486P ¹		
		Cold Air	21-488C ²	Protege5	2.0L L4 F/I - w/AutoShort Ram Trans.	Short Ram	22-480B ¹		
		Cold Air	21-488P ²			Short Ram	22-480P ¹		
		Cold Air	21-488R ²	Protege5	2.0L L4 F/I - w/Manual Trans.	Short Ram	22-480R ¹		
3	2.3L L4 F/I	Cold Air	21-488B ¹			Short Ram	22-481B ¹		
		Cold Air	21-488C ¹			Short Ram	22-481P ¹		
		Cold Air	21-488P ¹	Short Ram	22-481R ¹				
6	2.3L L4 F/I	Cold Air	21-488R ¹	Protege5	2.0L L4 F/I - w/Manual Trans.	Short Ram	22-481B ¹		
		Cold Air	21-484B ¹			Short Ram	22-481P ¹		
		Cold Air	21-484C ¹			Short Ram	22-481R ¹		
6	2.3L L4 F/I - w/AutoShort Ram Trans.	Cold Air	21-484P ¹	2002 MAZDA					
		Short Ram	22-484B ¹	B4000	4.0L V6 F/I	Brute Force	21-8109DC ¹		
		Short Ram	22-484P ¹			Brute Force	21-8109DP ¹		
6	3.0L V6 F/I - Exc. Wagon	Cold Air	21-484R ¹	Miata	1.8L L4 F/I	Short Ram	22-482B ¹		
		Cold Air	21-483C ¹			Short Ram	22-482P ¹		
		Cold Air	21-483P ¹			Short Ram	22-482R ¹		
6	3.0L V6 F/I - w/AutoShort Ram Trans.	Cold Air	21-483P ¹	Protege	2.0L L4 F/I - w/AutoShort Ram Trans.	Short Ram	22-480B ¹		
		Short Ram	22-483B ¹			Short Ram	22-480P ¹		
		Short Ram	22-483P ¹			Short Ram	22-480R ¹		
6	3.0L V6 F/I - w/AutoShort Ram Trans.	Short Ram	22-483R ¹	Protege	2.0L L4 F/I - w/Manual Trans.	Short Ram	22-481B ¹		
		Short Ram	22-489B ¹			Short Ram	22-481P ¹		
		Short Ram	22-489P ¹			Short Ram	22-481R ¹		
Miata Mazdaspeed	1.8L L4 F/I	Short Ram	22-489P ¹	Protege5	2.0L L4 F/I - w/AutoShort Ram Trans.	Short Ram	22-480B ¹		
RX-8	1.3L R2 F/I	Cold Air	21-485B ¹			Short Ram	22-480P ¹		
		Cold Air	21-485C ¹			Short Ram	22-480R ¹		
		Cold Air	21-485P ¹			Short Ram	22-481B ¹		
		Cold Air	21-485R ¹	Short Ram	22-481P ¹				
2003 MAZDA				Protege5	2.0L L4 F/I - w/Manual Trans.	Short Ram	22-481R ¹		
6	2.3L L4 F/I	Cold Air	21-484B ¹			Short Ram	22-480R ¹		
		Cold Air	21-484C ¹			Short Ram	22-481B ¹		
		Cold Air	21-484P ¹	Short Ram	22-481P ¹				
6	2.3L L4 F/I - w/AutoShort Ram Trans.	Short Ram	22-484B ¹	Short Ram	22-481R ¹				
		Short Ram	22-484P ¹						

1) Street legal in all US states. 2) Not legal for sale or use on any pollution controlled motor vehicle in California or states adopting California emission procedures. Part numbers ending in DP or P=Polished Aluminum tube, DC or C=Gunmetal Grey, R=Red, B=Blue, WR=Wrinkle Red, DS=Rotomolded tube.



AIR INTAKE SYSTEMS

MAZDA

Vehicle	Engine Type	Style	Part Number
2001 MAZDA			
B4000	4.0L V6 F/I	Brute Force	21-8109DC ¹
		Brute Force	21-8109DP ¹
Miata	1.8L L4 F/I	Short Ram	22-482B ¹
		Short Ram	22-482P ¹
		Short Ram	22-482R ¹
Protege	2.0L L4 F/I - w/Auto Trans.	Short Ram	22-480B ¹
		Short Ram	22-480P ¹
		Short Ram	22-480R ¹
Protege	2.0L L4 F/I - w/Manual Trans.	Short Ram	22-481B ¹
		Short Ram	22-481P ¹
		Short Ram	22-481R ¹

Vehicle	Engine Type	Style	Part Number
2000 MAZDA			
Miata	1.8L L4 F/I	Short Ram	22-482B ¹
		Short Ram	22-482P ¹
		Short Ram	22-482R ¹
Protege	1.8L L4 F/I	Short Ram	22-480B ¹
		Short Ram	22-480P ¹
		Short Ram	22-480R ¹

Vehicle	Engine Type	Style	Part Number
1999 MAZDA			
Protege	1.8L L4 F/I	Short Ram	22-480B ¹
		Short Ram	22-480P ¹
		Short Ram	22-480R ¹

Vehicle	Engine Type	Style	Part Number
2016 MERCEDES BENZ			
CLA250	2.0L L4 F/I	Cold Air	21-781DS ²

Vehicle	Engine Type	Style	Part Number
2015 MERCEDES BENZ			
CLA250	2.0L L4 F/I	Cold Air	21-781DS ²

Vehicle	Engine Type	Style	Part Number
2014 MERCEDES BENZ			
CLA250	2.0L L4 F/I	Cold Air	21-781DS ²

Vehicle	Engine Type	Style	Part Number
2013 MERCEDES BENZ			
CLA250	2.0L L4 F/I	Cold Air	21-781DS ²

Vehicle	Engine Type	Style	Part Number
2002 MERCURY			
Cougar	2.5L V6 F/I	Short Ram	22-454B ¹
		Short Ram	22-454P ¹
		Short Ram	22-454R ¹

Vehicle	Engine Type	Style	Part Number
2001 MERCURY			
Cougar	2.5L V6 F/I	Short Ram	22-454B ¹
		Short Ram	22-454P ¹
		Short Ram	22-454R ¹

Vehicle	Engine Type	Style	Part Number
2000 MERCURY			
Cougar	2.5L V6 F/I	Short Ram	22-454B ¹
		Short Ram	22-454P ¹
		Short Ram	22-454R ¹

Vehicle	Engine Type	Style	Part Number
1999 MERCURY			
Cougar	2.5L V6 F/I	Short Ram	22-454B ¹
		Short Ram	22-454P ¹
		Short Ram	22-454R ¹

Vehicle	Engine Type	Style	Part Number
2013 MINI			
Cooper John Cooper Works	1.6L L4 F/I	Cold Air	21-721C ¹
Cooper John Cooper Works GP	1.6L L4 F/I	Cold Air	21-721C ¹
Cooper S	1.6L L4 F/I	Cold Air	21-721C ¹

Vehicle	Engine Type	Style	Part Number
2012 MINI			
Cooper John Cooper Works	1.6L L4 F/I	Cold Air	21-721C ¹
Cooper S	1.6L L4 F/I	Cold Air	21-721C ¹
Cooper S Clubman	1.6L L4 F/I	Cold Air	21-721C ¹

Vehicle	Engine Type	Style	Part Number
2011 MINI			
Cooper John Cooper Works	1.6L L4 F/I	Cold Air	21-721C ¹
Cooper S	1.6L L4 F/I	Cold Air	21-721C ¹
Cooper S Clubman	1.6L L4 F/I	Cold Air	21-721C ¹

Vehicle	Engine Type	Style	Part Number
2010 MINI			
Cooper S	1.6L L4 F/I - w/Mass Air	Cold Air	21-699C ¹
Cooper S	1.6L L4 F/I - w/o Mass Air	Cold Air	21-719C ²
Cooper S Clubman	1.6L L4 F/I - w/Mass Air	Cold Air	21-699C ¹
Cooper S Clubman	1.6L L4 F/I - w/o Mass Air	Cold Air	21-719C ²

Vehicle	Engine Type	Style	Part Number
2009 MINI			
Cooper S	1.6L L4 F/I - w/Mass Air	Cold Air	21-699C ¹
Cooper S	1.6L L4 F/I - w/o Mass Air	Cold Air	21-719C ²

Vehicle	Engine Type	Style	Part Number
2008 MINI			
Cooper S	1.6L L4 F/I - w/Mass Air	Cold Air	21-699C ¹
Cooper S	1.6L L4 F/I - w/o Mass Air	Cold Air	21-719C ²

Vehicle	Engine Type	Style	Part Number
2007 MINI			
Cooper S	1.6L L4 F/I - w/Mass Air	Cold Air	21-699C ¹
Cooper S	1.6L L4 F/I - w/o Mass Air	Cold Air	21-719C ²

Vehicle	Engine Type	Style	Part Number
2016 MITSUBISHI			
Lancer	2.0L L4 F/I	Cold Air	21-778C ²
Lancer	2.4L L4 F/I	Cold Air	21-778C ²
Lancer Evolution	2.0L L4 F/I	Cold Air	21-678C ²

Vehicle	Engine Type	Style	Part Number
2015 MITSUBISHI			
Lancer	2.0L L4 F/I - w/Manual Trans.	Cold Air	21-778C ²
Lancer	2.4L L4 F/I - w/Manual Trans.	Cold Air	21-778C ²
Lancer Evolution	2.0L L4 F/I	Cold Air	21-678C ²
Lancer Evolution GSR	2.0L L4 F/I	Cold Air	21-678C ²

Vehicle	Engine Type	Style	Part Number
2014 MITSUBISHI			
Lancer	2.0L L4 F/I	Cold Air	21-679DS ²
Lancer	2.4L L4 F/I	Cold Air	21-679DS ²
Lancer Evolution	2.0L L4 F/I	Cold Air	21-678C ¹
Lancer Ralliart	2.0L L4 F/I	Cold Air	21-698C ¹

Vehicle	Engine Type	Style	Part Number
2013 MITSUBISHI			
Lancer	2.0L L4 F/I	Cold Air	21-679DS ²
Lancer	2.4L L4 F/I	Cold Air	21-679DS ²
Lancer Evolution GSR	2.0L L4 F/I	Cold Air	21-678C ¹
Lancer Evolution MR	2.0L L4 F/I	Cold Air	21-678C ¹
Lancer Ralliart	2.0L L4 F/I	Cold Air	21-698C ¹

Vehicle	Engine Type	Style	Part Number
2012 MITSUBISHI			
Eclipse	2.4L L4 F/I	Cold Air	21-717C ¹
		Cold Air	21-717P ¹
Lancer	2.0L L4 F/I	Cold Air	21-679DS ²
Lancer	2.4L L4 F/I	Cold Air	21-679DS ²
Lancer Evolution GSR	2.0L L4 F/I	Cold Air	21-678C ¹
Lancer Evolution MR	2.0L L4 F/I	Cold Air	21-678C ¹
Lancer Ralliart	2.0L L4 F/I	Cold Air	21-698C ¹

1) Street legal in all US states. 2) Not legal for sale or use on any pollution controlled motor vehicle in California or states adopting California emission procedures. Part numbers ending in DP or P=Polished Aluminum tube, DC or C=Gunmetal Grey, R=Red, B=Blue, WR=Wrinkle Red, DS=Rotomolded tube.



Vehicle	Engine Type	Style	Part Number
2011 MITSUBISHI			
Eclipse	2.4L L4 F/I	Cold Air	21-717C ¹
		Cold Air	21-717P ¹
Lancer	2.0L L4 F/I - Exc. LEV2 SULEV Test Group	Cold Air	21-679DS ¹
Lancer	2.4L L4 F/I	Cold Air	21-679DS ²
Lancer Evolution GSR	2.0L L4 F/I	Cold Air	21-678C ¹
Lancer Evolution MR	2.0L L4 F/I	Cold Air	21-678C ¹
Lancer Ralliart	2.0L L4 F/I	Cold Air	21-698C ¹

Vehicle	Engine Type	Style	Part Number
2010 MITSUBISHI			
Lancer	2.0L L4 F/I	Cold Air	21-679DS ²
Lancer	2.0L L4 F/I - w/Manual Trans., Exc. LEV2 SULEV Test Group	Cold Air	21-679DS ¹
Lancer	2.4L L4 F/I	Cold Air	21-679DS ²
Lancer Evolution GSR	2.0L L4 F/I	Cold Air	21-678C ¹
Lancer Evolution MR	2.0L L4 F/I	Cold Air	21-678C ¹
Lancer Ralliart	2.0L L4 F/I	Cold Air	21-698C ¹

Vehicle	Engine Type	Style	Part Number
2009 MITSUBISHI			
Lancer	2.0L L4 F/I	Cold Air	21-679DS ²
Lancer	2.0L L4 F/I - w/Manual Trans., Exc. LEV2 SULEV Test Group	Cold Air	21-679DS ¹
Lancer	2.4L L4 F/I	Cold Air	21-679DS ²
Lancer Ralliart	2.0L L4 F/I	Cold Air	21-698C ¹

Vehicle	Engine Type	Style	Part Number
2008 MITSUBISHI			
Lancer	2.0L L4 F/I	Cold Air	21-679DS ²
Lancer	2.0L L4 F/I - w/Manual Trans.	Cold Air	21-679DS ²
Lancer Evolution GSR	2.0L L4 F/I	Cold Air	21-678C ¹
Lancer Evolution MR	2.0L L4 F/I	Cold Air	21-678C ¹

Vehicle	Engine Type	Style	Part Number
2006 MITSUBISHI			
Eclipse	3.8L V6 F/I - w/Auto Trans.	Cold Air	21-437B ¹
		Cold Air	21-437C ¹
Eclipse	3.8L V6 F/I - w/Manual Trans.	Cold Air	21-438C ¹
		Cold Air	21-438P ¹
Lancer Evolution	2.0L L4 F/I	Short Ram	22-435B ¹
		Short Ram	22-435P ¹
		Short Ram	22-435R ¹
Raider	4.7L V8 F/I	Brute Force	21-8209DC ¹
		Brute Force	21-8209DP ¹

Vehicle	Engine Type	Style	Part Number
2005 MITSUBISHI			
Eclipse	2.4L L4 F/I	Cold Air	21-433B ¹
		Cold Air	21-433C ¹
		Cold Air	21-433P ¹
		Cold Air	21-433R ¹
Eclipse	2.4L L4 F/I - w/Manual Trans.	Short Ram	22-433B ¹
		Short Ram	22-433P ¹
		Short Ram	22-433R ¹
Eclipse	3.0L V6 F/I	Cold Air	21-432B ¹
		Cold Air	21-432C ¹
Eclipse	3.0L V6 F/I	Cold Air	21-432P ¹
		Cold Air	21-432R ¹

Vehicle	Engine Type	Style	Part Number
2005 MITSUBISHI			
Eclipse	3.0L V6 F/I	Cold Air	21-432R ¹
		Short Ram	22-432B ¹
		Short Ram	22-432P ¹
		Short Ram	22-432R ¹
Eclipse	3.0L V6 F/I - w/Manual Trans.	Dual Chamber	24-6032C ¹
Eclipse GT	3.0L V6 F/I	Cold Air	21-432B ¹
		Cold Air	21-432C ¹
		Cold Air	21-432P ¹
		Cold Air	21-432R ¹
Eclipse	3.0L V6 F/I	Short Ram	22-432B ¹
		Short Ram	22-432P ¹
Eclipse GT	3.0L V6 F/I - w/Manual Trans.	Dual Chamber	24-6032C ¹
		Dual Chamber	24-6032C ¹
Lancer Evolution	2.0L L4 F/I	Short Ram	22-435B ¹
		Short Ram	22-435P ¹
Lancer Ralliart	2.4L L4 F/I	Short Ram	22-436B ¹
		Short Ram	22-436P ¹
		Short Ram	22-436R ¹
Lancer Ralliart	2.4L L4 F/I - w/Manual Trans.	Cold Air	21-436C ¹
		Cold Air	21-436R ¹

Vehicle	Engine Type	Style	Part Number
2004 MITSUBISHI			
Eclipse	2.4L L4 F/I	Cold Air	21-433B ¹
		Cold Air	21-433C ¹
		Cold Air	21-433P ¹
		Cold Air	21-433R ¹
Eclipse	2.4L L4 F/I - w/Manual Trans.	Short Ram	22-433B ¹
		Short Ram	22-433P ¹
Eclipse	3.0L V6 F/I	Short Ram	22-433R ¹
		Short Ram	22-433R ¹
Eclipse	3.0L V6 F/I - w/Manual Trans.	Dual Chamber	24-6033C ¹
		Dual Chamber	24-6033C ¹
Eclipse	3.0L V6 F/I	Cold Air	21-432B ¹
		Cold Air	21-432C ¹
		Cold Air	21-432P ¹
		Cold Air	21-432R ¹
Eclipse	3.0L V6 F/I - w/Manual Trans.	Short Ram	22-432B ¹
		Short Ram	22-432P ¹
		Short Ram	22-432R ¹
Eclipse	3.0L V6 F/I - w/Manual Trans.	Dual Chamber	24-6032C ¹
Eclipse GT	3.0L V6 F/I	Cold Air	21-432B ¹
		Cold Air	21-432C ¹
		Cold Air	21-432P ¹
		Cold Air	21-432R ¹
Eclipse	3.0L V6 F/I - w/Manual Trans.	Short Ram	22-432B ¹
		Short Ram	22-432P ¹
		Short Ram	22-432R ¹
Lancer Evolution	2.0L L4 F/I	Short Ram	22-435B ¹
		Short Ram	22-435P ¹
		Short Ram	22-435R ¹
Lancer Ralliart	2.4L L4 F/I	Short Ram	22-436B ¹
		Short Ram	22-436P ¹
		Short Ram	22-436R ¹

1) Street legal in all US states. 2) Not legal for sale or use on any pollution controlled motor vehicle in California or states adopting California emission procedures. Part numbers ending in DP or P=Polished Aluminum tube, DC or C=Gunmetal Grey, R=Red, B=Blue, WR=Wrinkle Red, DS=Rotomolded tube.



AIR INTAKE SYSTEMS

MITSUBISHI

Vehicle	Engine Type	Style	Part Number	Vehicle	Engine Type	Style	Part Number
2004 MITSUBISHI				2002 MITSUBISHI			
Lancer Ralliart	2.4L L4 F/I - w/Manual Trans.	Cold Air	21-436C ¹	Lancer	2.0L L4 F/I - w/Manual Trans.	Cold Air	21-434C ¹
		Cold Air	21-436P ¹			Cold Air	21-434P ¹
		Cold Air	21-436R ¹	2001 MITSUBISHI			
2003 MITSUBISHI				Eclipse	2.4L L4 F/I	Cold Air	21-433B ¹
Eclipse	2.4L L4 F/I	Cold Air	21-433C ¹			Cold Air	21-433C ¹
		Cold Air	21-433P ¹			Cold Air	21-433P ¹
		Cold Air	21-433R ¹			Cold Air	21-433R ¹
Eclipse	2.4L L4 F/I - w/Manual Trans.	Short Ram	22-433B ¹	Eclipse	2.4L L4 F/I - w/Manual Trans.	Short Ram	22-433B ¹
		Short Ram	22-433P ¹			Short Ram	22-433P ¹
		Short Ram	22-433R ¹			Short Ram	22-433R ¹
Eclipse	3.0L V6 F/I	Dual Chamber	24-6033C ¹	Eclipse	3.0L V6 F/I	Dual Chamber	24-6033C ¹
		Cold Air	21-432B ¹			Cold Air	21-432B ¹
		Cold Air	21-432C ¹			Cold Air	21-432C ¹
Eclipse	3.0L V6 F/I - w/Manual Trans.	Cold Air	21-432P ¹	Eclipse	3.0L V6 F/I - w/Manual Trans.	Cold Air	21-432P ¹
		Cold Air	21-432R ¹			Cold Air	21-432R ¹
		Short Ram	22-432B ¹			Short Ram	22-432B ¹
Eclipse GT	3.0L V6 F/I	Short Ram	22-432P ¹	Eclipse	3.0L V6 F/I - w/Manual Trans.	Short Ram	22-432P ¹
		Short Ram	22-432R ¹			Short Ram	22-432R ¹
		Dual Chamber	24-6032C ¹			Dual Chamber	24-6032C ¹
Eclipse GT	3.0L V6 F/I - w/Manual Trans.	Cold Air	21-432B ¹	2000 MITSUBISHI			
		Cold Air	21-432C ¹	Eclipse	2.4L L4 F/I	Cold Air	21-433B ¹
		Cold Air	21-432P ¹			Cold Air	21-433C ¹
Eclipse GT	3.0L V6 F/I	Cold Air	21-432R ¹			Cold Air	21-433P ¹
		Short Ram	22-432B ¹	Eclipse	2.4L L4 F/I - w/Manual Trans.	Short Ram	22-433B ¹
		Short Ram	22-432P ¹			Short Ram	22-433P ¹
Short Ram	22-432R ¹	Short Ram	22-433R ¹				
Lancer	2.0L L4 F/I - w/Manual Trans.	Dual Chamber	24-6032C ¹	Eclipse	3.0L V6 F/I	Dual Chamber	24-6033C ¹
		Cold Air	21-434C ¹			Cold Air	21-432B ¹
		Cold Air	21-434P ¹			Cold Air	21-432C ¹
Lancer Evolution	2.0L L4 F/I	Cold Air	21-434R ¹	Eclipse	3.0L V6 F/I	Cold Air	21-432P ¹
		Short Ram	22-435B ¹			Cold Air	21-432R ¹
		Short Ram	22-435P ¹			Short Ram	22-432B ¹
2002 MITSUBISHI	2.4L L4 F/I	Short Ram	22-435R ¹	Eclipse	3.0L V6 F/I - w/Manual Trans.	Short Ram	22-432P ¹
		Cold Air	21-433B ¹			Dual Chamber	24-6032C ¹
		Cold Air	21-433C ¹			1999 MITSUBISHI	
Eclipse	2.4L L4 F/I - w/Manual Trans.	Cold Air	21-433P ¹	Eclipse	2.0L L4 F/I - Exc. Turbo	Cold Air	21-430B ¹
		Cold Air	21-433R ¹			Cold Air	21-430C ¹
		Short Ram	22-433B ¹			Cold Air	21-430P ¹
Eclipse	2.4L L4 F/I - w/Manual Trans.	Short Ram	22-433P ¹			Cold Air	21-430R ¹
		Short Ram	22-433R ¹			Short Ram	22-430B ¹
		Dual Chamber	24-6033C ¹			Short Ram	22-430P ¹
Eclipse	3.0L V6 F/I	Cold Air	21-432B ¹	Eclipse	2.0L L4 F/I - Exc. Turbo, w/Manual Trans.	Short Ram	22-430R ¹
		Cold Air	21-432C ¹			Dual Chamber	24-6030C ¹
		Cold Air	21-432P ¹				
Eclipse	3.0L V6 F/I - w/Manual Trans.	Cold Air	21-432R ¹			Short Ram	22-430P ¹
		Short Ram	22-432B ¹			Short Ram	22-430R ¹
		Short Ram	22-432P ¹				
Eclipse	3.0L V6 F/I - w/Manual Trans.	Short Ram	22-432R ¹				
		Dual Chamber	24-6032C ¹				

1) Street legal in all US states. 2) Not legal for sale or use on any pollution controlled motor vehicle in California or states adopting California emission procedures. Part numbers ending in DP or P=Polished Aluminum tube, DC or C=Gunmetal Grey, R=Red, B=Blue, WR=Wrinkle Red, DS=Rotomolded tube.



Vehicle	Engine Type	Style	Part Number	Vehicle	Engine Type	Style	Part Number
1998 MITSUBISHI				2016 NISSAN			
Eclipse	2.0L L4 F/I - Exc. Turbo	Cold Air	21-430B ¹	Altima	2.5L L4 F/I	Cold Air	21-713P ²
		Cold Air	21-430C ¹	Juke	1.6L L4 F/I	Cold Air	21-734C ¹
		Cold Air	21-430P ¹	Maxima	3.5L V6 F/I	Cold Air	21-793C ²
		Cold Air	21-430R ¹	Sentra	1.8L L4 F/I	Cold Air	21-799C ²
		Short Ram	22-430B ¹	2015 NISSAN			
		Short Ram	22-430P ¹	Altima	2.5L L4 F/I	Cold Air	21-713C ²
		Short Ram	22-430R ¹			Cold Air	21-713P ²
Eclipse	2.0L L4 F/I - Exc. Turbo, w/Manual Trans.	Dual Chamber	24-6030C ¹	Frontier	4.0L V6 F/I	Brute Force	21-8504DC ²
						Brute Force	21-8504DP ²
				Juke	1.6L L4 F/I	Cold Air	21-734C ¹
				Sentra	1.8L L4 F/I	Cold Air	21-799C ²
1997 MITSUBISHI	2.0L L4 F/I - Exc. Turbo	Cold Air	21-430B ¹	Titan	5.6L V8 F/I	Brute Force	21-8502DC ²
		Cold Air	21-430C ¹			Brute Force	21-8502DP ²
		Cold Air	21-430P ¹	2014 NISSAN			
		Cold Air	21-430R ¹	Altima	2.5L L4 F/I	Cold Air	21-713C ¹
		Short Ram	22-430B ¹			Cold Air	21-713P ¹
		Short Ram	22-430P ¹	Armada	5.6L V8 F/I	Brute Force	21-8502DC ¹
		Short Ram	22-430R ¹			Brute Force	21-8502DP ¹
Eclipse	2.0L L4 F/I - Exc. Turbo, w/Manual Trans.	Dual Chamber	24-6030C ¹	Frontier	4.0L V6 F/I	Brute Force	21-8504DC ¹
						Brute Force	21-8504DP ¹
				Juke	1.6L L4 F/I	Cold Air	21-734C ¹
				Maxima	3.5L V6 F/I	Cold Air	21-712C ¹
						Cold Air	21-712P ¹
				Sentra	1.8L L4 F/I	Cold Air	21-799C ²
				Titan	5.6L V8 F/I	Brute Force	21-8502DC ¹
1996 MITSUBISHI	2.0L L4 F/I - Exc. Turbo	Cold Air	21-430B ¹	Xterra	4.0L V6 F/I	Brute Force	21-8504DC ¹
		Cold Air	21-430C ¹			Brute Force	21-8504DP ¹
		Cold Air	21-430P ¹	2013 NISSAN			
		Cold Air	21-430R ¹	Altima	2.5L L4 F/I	Cold Air	21-713C ¹
		Short Ram	22-430B ¹			Cold Air	21-713P ¹
		Short Ram	22-430P ¹	Altima Coupe	2.5L L4 F/I	Cold Air	41-1003C ²
		Short Ram	22-430R ¹			Cold Air	41-1003P ²
Eclipse	2.0L L4 F/I - Exc. Turbo, w/Manual Trans.	Dual Chamber	24-6030C ¹	Armada	5.6L V8 F/I	Brute Force	21-8502DC ¹
						Brute Force	21-8502DP ¹
				Frontier	4.0L V6 F/I	Brute Force	21-8504DC ¹
						Brute Force	21-8504DP ¹
				Juke	1.6L L4 F/I	Cold Air	21-734C ¹
				Maxima	3.5L V6 F/I	Cold Air	21-712C ¹
						Cold Air	21-712P ¹
1995 MITSUBISHI	2.0L L4 F/I - Exc. Turbo	Cold Air	21-430B ¹	Sentra	1.8L L4 F/I	Cold Air	21-799C ²
		Cold Air	21-430C ¹	Titan	5.6L V8 F/I	Brute Force	21-8502DC ¹
		Cold Air	21-430P ¹			Brute Force	21-8502DP ¹
		Cold Air	21-430R ¹	Xterra	4.0L V6 F/I	Brute Force	21-8504DC ¹
		Short Ram	22-430B ¹			Brute Force	21-8504DP ¹
		Short Ram	22-430P ¹	2012 NISSAN			
		Short Ram	22-430R ¹	Altima	2.5L L4 F/I	Cold Air	41-1003C ²
Eclipse	2.0L L4 F/I - Exc. Turbo, w/Manual Trans.	Dual Chamber	24-6030C ¹			Cold Air	41-1003P ²
				Armada	5.6L V8 F/I	Brute Force	21-8502DC ¹
						Brute Force	21-8502DP ¹
				Frontier	4.0L V6 F/I	Brute Force	21-8504DC ¹
						Brute Force	21-8504DP ¹
				Juke	1.6L L4 F/I	Cold Air	21-734C ¹
				Maxima	3.5L V6 F/I	Cold Air	21-712C ¹
2016 NISSAN	2.5L L4 F/I	Cold Air	21-713C ²			Cold Air	21-712P ¹
				Pathfinder	4.0L V6 F/I	Brute Force	21-8504DC ¹
						Brute Force	21-8504DP ¹
				Titan	5.6L V8 F/I	Brute Force	21-8502DC ¹
						Brute Force	21-8502DP ¹
				Xterra	4.0L V6 F/I	Brute Force	21-8504DC ¹
						Brute Force	21-8504DP ¹

1) Street legal in all US states. 2) Not legal for sale or use on any pollution controlled motor vehicle in California or states adopting California emission procedures. Part numbers ending in DP or P=Polished Aluminum tube, DC or C=Gunmetal Grey, R=Red, B=Blue, WR=Wrinkle Red, DS=Rotomolded tube.



AIR INTAKE SYSTEMS

NISSAN

Vehicle	Engine Type	Style	Part Number	Vehicle	Engine Type	Style	Part Number
2012 NISSAN				2008 NISSAN			
Xterra	4.0L V6 F/I	Brute Force	21-8504DP ¹	350Z	3.5L V6 F/I	Cold Air	21-677C ¹
2011 NISSAN						Cold Air	21-677P ¹
370Z	3.7L V6 F/I - Exc. Nismo	Cold Air	41-1001C ¹	Altima	3.5L V6 F/I	Cold Air	21-499C ¹
		Cold Air	41-1001P ¹			Cold Air	21-499P ¹
370Z	3.7L V6 F/I - Nismo	Cold Air	41-1002C ¹	Armada	5.6L V8 F/I	Brute Force	21-8502DC ¹
		Cold Air	41-1002P ¹			Brute Force	21-8502DP ¹
Altima	2.5L L4 F/I	Cold Air	41-1003C ¹	Frontier	4.0L V6 F/I	Brute Force	21-8504DC ¹
		Cold Air	41-1003P ²			Brute Force	21-8504DP ¹
Altima	3.5L V6 F/I	Cold Air	21-499C ¹	Pathfinder	4.0L V6 F/I	Brute Force	21-8504DC ¹
		Cold Air	21-499P ¹			Brute Force	21-8504DP ¹
Armada	5.6L V8 F/I	Brute Force	21-8502DC ¹	Titan	5.6L V8 F/I	Brute Force	21-8502DC ¹
		Brute Force	21-8502DP ¹			Brute Force	21-8502DP ¹
Frontier	4.0L V6 F/I	Brute Force	21-8504DC ¹	Xterra	4.0L V6 F/I	Brute Force	21-8504DC ¹
		Brute Force	21-8504DP ¹			Brute Force	21-8504DP ¹
Maxima	3.5L V6 F/I	Cold Air	21-712C ¹	2007 NISSAN			
		Cold Air	21-712P ¹	350Z	3.5L V6 F/I	Cold Air	21-677C ¹
Pathfinder	4.0L V6 F/I	Brute Force	21-8504DC ¹			Cold Air	21-677P ¹
		Brute Force	21-8504DP ¹	Altima	3.5L V6 F/I	Cold Air	21-499C ¹
Titan	5.6L V8 F/I	Brute Force	21-8502DC ¹			Cold Air	21-499P ¹
		Brute Force	21-8502DP ¹	Armada	5.6L V8 F/I	Brute Force	21-8502DC ¹
Xterra	4.0L V6 F/I	Brute Force	21-8504DC ¹			Brute Force	21-8502DP ¹
		Brute Force	21-8504DP ¹	Frontier	4.0L V6 F/I	Brute Force	21-8504DC ¹
2010 NISSAN						Brute Force	21-8504DP ¹
370Z	3.7L V6 F/I - Exc. Nismo	Cold Air	41-1001C ¹	Pathfinder	4.0L V6 F/I	Brute Force	21-8504DC ¹
		Cold Air	41-1001P ¹			Brute Force	21-8504DP ¹
370Z	3.7L V6 F/I - Nismo	Cold Air	41-1002C ¹	Titan	5.6L V8 F/I	Brute Force	21-8502DC ¹
		Cold Air	41-1002P ¹			Brute Force	21-8502DP ¹
Altima	3.5L V6 F/I	Cold Air	21-499C ¹	Versa	1.8L L4 F/I	Cold Air	21-550C ¹
		Cold Air	21-499P ¹			Cold Air	21-550P ¹
Armada	5.6L V8 F/I	Brute Force	21-8502DC ¹	Xterra	4.0L V6 F/I	Brute Force	21-8504DC ¹
		Brute Force	21-8502DP ¹			Brute Force	21-8504DP ¹
Frontier	4.0L V6 F/I	Brute Force	21-8504DC ¹	2006 NISSAN			
		Brute Force	21-8504DP ¹	350Z	3.5L V6 F/I	Cold Air	21-547B ¹
Pathfinder	4.0L V6 F/I	Brute Force	21-8504DC ¹			Cold Air	21-547C ¹
		Brute Force	21-8504DP ¹			Cold Air	21-547P ¹
Titan	5.6L V8 F/I	Brute Force	21-8502DC ¹			Cold Air	21-547R ¹
		Brute Force	21-8502DP ¹			Short Ram	22-547B ¹
Xterra	4.0L V6 F/I	Brute Force	21-8504DC ¹			Short Ram	22-547P ¹
		Brute Force	21-8504DP ¹			Short Ram	22-547R ¹
2009 NISSAN				Altima	2.5L L4 F/I - Exc. LEV2 SULEV Test Group 6NSXV02.585A	Cold Air	21-546C ¹
370Z	3.7L V6 F/I - Exc. Nismo	Cold Air	41-1001C ¹			Cold Air	21-546P ¹
		Cold Air	41-1001P ¹				
370Z	3.7L V6 F/I - Nismo	Cold Air	41-1002C ¹	Altima	3.5L V6 F/I	Cold Air	21-545B ¹
		Cold Air	41-1002P ¹			Cold Air	21-545C ¹
Altima	3.5L V6 F/I	Cold Air	21-499C ¹			Cold Air	21-545P ¹
		Cold Air	21-499P ¹			Cold Air	21-545R ¹
Armada	5.6L V8 F/I	Brute Force	21-8502DC ¹	Armada	5.6L V8 F/I	Brute Force	21-8502DC ¹
		Brute Force	21-8502DP ¹			Brute Force	21-8502DP ¹
Frontier	4.0L V6 F/I	Brute Force	21-8504DC ¹	Frontier	4.0L V6 F/I - w/Auto Trans.	Brute Force	21-8504DC ¹
		Brute Force	21-8504DP ¹			Brute Force	21-8504DP ¹
Pathfinder	4.0L V6 F/I	Brute Force	21-8504DC ¹	Frontier	4.0L V6 F/I - w/Manual Trans.	Brute Force	21-8504DC ¹
		Brute Force	21-8504DP ¹			Brute Force	21-8504DP ²
Titan	5.6L V8 F/I	Brute Force	21-8502DC ¹	Maxima	3.5L V6 F/I	Cold Air	21-549C ¹
		Brute Force	21-8502DP ¹			Cold Air	21-549P ¹
Xterra	4.0L V6 F/I	Brute Force	21-8504DC ¹	Pathfinder	4.0L V6 F/I	Brute Force	21-8504DC ¹
		Brute Force	21-8504DP ¹				

1) Street legal in all US states. 2) Not legal for sale or use on any pollution controlled motor vehicle in California or states adopting California emission procedures. Part numbers ending in DP or P=Polished Aluminum tube, DC or C=Gunmetal Grey, R=Red, B=Blue, WR=Wrinkle Red, DS=Rotomolded tube.



Vehicle	Engine Type	Style	Part Number	Vehicle	Engine Type	Style	Part Number	
2006 NISSAN				2004 NISSAN				
Pathfinder	4.0L V6 F/I	Brute Force	21-8504DP ¹	350Z	3.5L V6 F/I	Cold Air	21-547C ¹	
Sentra	2.5L L4 F/I	Cold Air	21-544B ¹			Cold Air	21-547P ¹	
		Cold Air	21-544C ¹			Cold Air	21-547R ¹	
		Cold Air	21-544P ¹			Short Ram	22-547B ¹	
		Cold Air	21-544R ¹			Short Ram	22-547P ¹	
		Short Ram	22-544B ¹			Short Ram	22-547R ¹	
		Short Ram	22-544P ¹		Altima	2.5L L4 F/I - Exc. LEV2 SULEV Test Group 4NSXV02.585A	Cold Air	21-546C ¹
		Short Ram	22-544R ¹				Cold Air	21-546P ¹
Titan	5.6L V8 F/I	Brute Force	21-8502DC ¹					
		Brute Force	21-8502DP ¹					
Xterra	4.0L V6 F/I - w/Auto Trans.	Brute Force	21-8504DC ¹					
		Brute Force	21-8504DP ¹	Altima	3.5L V6 F/I	Cold Air	21-545B ¹	
		Brute Force	21-8504DC ¹			Cold Air	21-545C ¹	
		Brute Force	21-8504DP ²			Cold Air	21-545P ¹	
						Cold Air	21-545R ¹	
2005 NISSAN				Maxima	3.5L V6 F/I	Cold Air	21-549C ¹	
350Z	3.5L V6 F/I	Cold Air	21-547B ¹			Cold Air	21-549P ¹	
		Cold Air	21-547C ¹	Pathfinder	5.6L V8 F/I	Brute Force	21-8502DC ¹	
		Cold Air	21-547P ¹			Brute Force	21-8502DP ¹	
		Cold Air	21-547R ¹	Pathfinder Armada	5.6L V8 F/I	Brute Force	21-8502DC ¹	
		Short Ram	22-547B ¹			Brute Force	21-8502DP ¹	
		Short Ram	22-547P ¹	Sentra	2.5L L4 F/I	Cold Air	21-544B ¹	
		Short Ram	22-547R ¹			Cold Air	21-544C ¹	
Altima	2.5L L4 F/I - Exc. LEV2 SULEV Test Group 5NSXV02.585A	Cold Air	21-546C ¹			Cold Air	21-544P ¹	
		Cold Air	21-546P ¹			Cold Air	21-544R ¹	
						Short Ram	22-544B ¹	
						Short Ram	22-544P ¹	
						Short Ram	22-544R ¹	
Altima	3.5L V6 F/I	Cold Air	21-545B ¹	Titan	5.6L V8 F/I	Brute Force	21-8502DC ¹	
		Cold Air	21-545C ¹			Brute Force	21-8502DP ¹	
		Cold Air	21-545P ¹	2003 NISSAN				
		Cold Air	21-545R ¹	350Z	3.5L V6 F/I	Cold Air	21-547B ¹	
Armada	5.6L V8 F/I	Brute Force	21-8502DC ¹			Cold Air	21-547C ¹	
		Brute Force	21-8502DP ¹			Cold Air	21-547P ¹	
Frontier	4.0L V6 F/I	Brute Force	21-8504DC ¹			Cold Air	21-547R ¹	
		Brute Force	21-8504DP ¹			Short Ram	22-547B ¹	
Maxima	3.5L V6 F/I	Cold Air	21-549C ¹			Short Ram	22-547P ¹	
		Cold Air	21-549P ¹	Altima	2.5L L4 F/I	Cold Air	21-546C ¹	
						Cold Air	21-546P ¹	
Pathfinder	4.0L V6 F/I	Brute Force	21-8504DC ¹	Altima	3.5L V6 F/I	Cold Air	21-545B ¹	
		Brute Force	21-8504DP ¹			Cold Air	21-545C ¹	
Sentra	2.5L L4 F/I	Cold Air	21-544B ¹			Cold Air	21-545P ¹	
		Cold Air	21-544C ¹			Cold Air	21-545R ¹	
		Cold Air	21-544P ¹	Frontier	3.3L V6 F/I	Brute Force	21-8500DC ¹	
		Cold Air	21-544R ¹			Brute Force	21-8500DP ¹	
		Short Ram	22-544B ¹	Sentra	2.5L L4 F/I	Cold Air	21-544B ¹	
		Short Ram	22-544P ¹			Cold Air	21-544C ¹	
		Short Ram	22-544R ¹			Cold Air	21-544P ¹	
Titan	5.6L V8 F/I	Brute Force	21-8502DC ¹			Cold Air	21-544R ¹	
		Brute Force	21-8502DP ¹			Short Ram	22-544B ¹	
Xterra	4.0L V6 F/I - w/Auto Trans.	Brute Force	21-8504DC ¹			Short Ram	22-544P ¹	
		Brute Force	21-8504DP ¹			Short Ram	22-544R ¹	
		Brute Force	21-8504DC ¹	Xterra	3.3L V6 F/I	Brute Force	21-8500DC ¹	
		Brute Force	21-8504DP ²			Brute Force	21-8500DP ¹	
2004 NISSAN				2002 NISSAN				
350Z	3.5L V6 F/I	Cold Air	21-547B ¹	Altima	2.5L L4 F/I	Cold Air	21-546C ¹	
						Cold Air	21-546P ¹	
				Altima	3.5L V6 F/I	Cold Air	21-545B ¹	

1) Street legal in all US states. 2) Not legal for sale or use on any pollution controlled motor vehicle in California or states adopting California emission procedures. Part numbers ending in DP or P=Polished Aluminum tube, DC or C=Gunmetal Grey, R=Red, B=Blue, WR=Wrinkle Red, DS=Rotomolded tube.



AIR INTAKE SYSTEMS

NISSAN

Vehicle	Engine Type	Style	Part Number	Vehicle	Engine Type	Style	Part Number		
2002 NISSAN				2000 PLYMOUTH					
Altima	3.5L V6 F/I	Cold Air	21-545C ¹	Neon	2.0L L4 F/I	Cold Air	21-422C ¹		
		Cold Air	21-545P ¹			Cold Air	21-422P ¹		
		Cold Air	21-545R ¹			Cold Air	21-422R ¹		
1999 PLYMOUTH						1998 PLYMOUTH			
Frontier	3.3L V6 F/I	Brute Force	21-8500DC ¹	Neon	2.0L L4 F/I - DOHC	Cold Air	21-420C ¹		
		Brute Force	21-8500DP ¹			Cold Air	21-420P ¹		
Sentra	2.5L L4 F/I	Cold Air	21-544B ¹	1997 PLYMOUTH					
		Cold Air	21-544C ¹	Neon	2.0L L4 F/I - DOHC	Cold Air	21-420C ¹		
		Cold Air	21-544P ¹			Cold Air	21-420P ¹		
		Cold Air	21-544R ¹	1996 PLYMOUTH					
		Short Ram	22-544B ¹	Neon	2.0L L4 F/I - DOHC	Cold Air	21-420C ¹		
		Short Ram	22-544P ¹			Cold Air	21-420P ¹		
		Short Ram	22-544R ¹			1995 PLYMOUTH			
Xterra	3.3L V6 F/I	Brute Force	21-8500DC ¹	Neon	2.0L L4 F/I - DOHC	Cold Air	21-420C ¹		
		Brute Force	21-8500DP ¹			Cold Air	21-420P ¹		
2001 NISSAN				2009 PONTIAC					
Frontier	3.3L V6 F/I	Brute Force	21-8500DC ¹	G8	6.0L V8 F/I	Brute Force	21-8027DC ¹		
		Brute Force	21-8500DP ¹			Brute Force	21-8027DP ¹		
Xterra	3.3L V6 F/I	Brute Force	21-8500DC ¹	Solstice	2.4L L4 F/I	Cold Air	21-536P ¹		
		Brute Force	21-8500DP ¹	2008 PONTIAC					
1998 NISSAN				2007 PONTIAC					
240SX	2.4L L4 F/I	Short Ram	22-441B ¹	Solstice	2.4L L4 F/I	Cold Air	21-536P ¹		
		Short Ram	22-441P ¹			2006 PONTIAC			
		Short Ram	22-441R ¹			GTO	6.0L V8 F/I	Brute Force	21-8020DC ¹
1997 NISSAN				Brute Force	21-8020DP ¹				
240SX	2.4L L4 F/I	Short Ram	22-441B ¹	Solstice	2.4L L4 F/I	Cold Air	21-536P ¹		
		Short Ram	22-441P ¹	2005 PONTIAC					
		Short Ram	22-441R ¹	GTO	6.0L V8 F/I	Brute Force	21-8020DC ¹		
1996 NISSAN						Brute Force	21-8020DP ¹		
240SX	2.4L L4 F/I	Short Ram	22-441B ¹	Sunfire	2.2L L4 F/I	Cold Air	21-448B ¹		
		Short Ram	22-441P ¹			Cold Air	21-448C ¹		
		Short Ram	22-441R ¹			Cold Air	21-448P ¹		
1995 NISSAN						Cold Air	21-448R ¹		
240SX	2.4L L4 F/I	Short Ram	22-441B ¹			2004 PONTIAC			
		Short Ram	22-441P ¹	GTO	5.7L V8 F/I	Brute Force	21-8016DC ¹		
		Short Ram	22-441R ¹			Brute Force	21-8016DP ¹		
1994 NISSAN				Sunfire	2.2L L4 F/I	Cold Air	21-448B ¹		
240SX	2.4L L4 F/I	Short Ram	22-440B ¹			Cold Air	21-448C ¹		
		Short Ram	22-440P ¹			Cold Air	21-448P ¹		
		Short Ram	22-440R ¹			Cold Air	21-448R ¹		
1993 NISSAN				2003 PONTIAC					
240SX	2.4L L4 F/I	Short Ram	22-440B ¹	Sunfire	2.2L L4 F/I	Cold Air	21-448B ¹		
		Short Ram	22-440P ¹			Cold Air	21-448C ¹		
		Short Ram	22-440R ¹			Cold Air	21-448P ¹		
Cold Air	21-448R ¹	Cold Air	21-448R ¹						
1992 NISSAN				2002 PONTIAC					
240SX	2.4L L4 F/I	Short Ram	22-440B ¹	Sunfire	2.2L L4 F/I - Manual Trans also requires 20-445	Cold Air	21-447B ¹		
		Short Ram	22-440P ¹			Cold Air	21-447C ¹		
		Short Ram	22-440R ¹	2001 PLYMOUTH					
240SX	2.4L L4 F/I	Short Ram	22-440B ¹	Neon	2.0L L4 F/I	Cold Air	21-422B ¹		
		Short Ram	22-440P ¹			Cold Air	21-422C ¹		
		Short Ram	22-440R ¹			Cold Air	21-422P ¹		
		Cold Air	21-422R ¹			2000 PLYMOUTH			
2001 PLYMOUTH				2000 PLYMOUTH					
Neon	2.0L L4 F/I	Cold Air	21-422B ¹	Neon	2.0L L4 F/I	Cold Air	21-422B ¹		
		Cold Air	21-422C ¹			Cold Air	21-422P ¹		
		Cold Air	21-422P ¹			Cold Air	21-422R ¹		
		Cold Air	21-422R ¹			2000 PLYMOUTH			
2000 PLYMOUTH				2000 PLYMOUTH					
Neon	2.0L L4 F/I	Cold Air	21-422B ¹	Neon	2.0L L4 F/I	Cold Air	21-422B ¹		
		Cold Air	21-422P ¹			Cold Air	21-422P ¹		

1) Street legal in all US states. 2) Not legal for sale or use on any pollution controlled motor vehicle in California or states adopting California emission procedures. Part numbers ending in DP or P=Polished Aluminum tube, DC or C=Gunmetal Grey, R=Red, B=Blue, WR=Wrinkle Red, DS=Rotomolded tube.

PONTIAC

AIR INTAKE SYSTEMS



Vehicle	Engine Type	Style	Part Number	Vehicle	Engine Type	Style	Part Number
2002 PONTIAC				2000 PONTIAC			
Sunfire	2.2L L4 F/I - Manual Trans also requires 20-445	Cold Air	21-447P ¹	Sunfire	2.4L L4 F/I - w/Auto Short Ram Trans.		22-445R ¹
		Cold Air	21-447R ¹				
Sunfire	2.4L L4 F/I - Manual Trans also requires 20-445	Short Ram	22-445B ¹	1999 PONTIAC			
		Short Ram	22-445P ¹	Sunfire	2.4L L4 F/I - Manual Trans also requires 20-445	Short Ram	22-446B ¹
		Short Ram	22-445R ¹			Short Ram	22-446P ¹
Sunfire	2.4L L4 F/I - w/Auto Short Ram Trans.	Short Ram	22-445B ¹	Short Ram	22-446R ¹	Sunfire	2.4L L4 F/I - w/Auto Short Ram Trans.
		Short Ram	22-445P ¹	Short Ram	22-446B ¹		
		Short Ram	22-445R ¹	Short Ram	22-446P ¹		
2001 PONTIAC				1998 PONTIAC			
Sunfire	2.2L L4 F/I - Manual Trans also requires 20-445	Cold Air	21-447B ¹	Sunfire	2.4L L4 F/I - Manual Trans also requires 20-445	Short Ram	22-446B ¹
		Cold Air	21-447C ¹			Short Ram	22-446P ¹
		Cold Air	21-447P ¹			Short Ram	22-446R ¹
		Cold Air	21-447R ¹			Sunfire	2.4L L4 F/I - w/Auto Short Ram Trans.
Short Ram	22-445B ¹	Short Ram	22-446P ¹				
Short Ram	22-445P ¹	Short Ram	22-446R ¹				
Sunfire	2.4L L4 F/I - Manual Trans also requires 20-445	Short Ram	22-445B ¹	1997 PONTIAC			
		Short Ram	22-445P ¹	Sunfire	2.4L L4 F/I - Manual Trans also requires 20-445	Short Ram	22-446B ¹
		Short Ram	22-445R ¹			Short Ram	22-446P ¹
Sunfire	2.4L L4 F/I - w/Auto Short Ram Trans.	Short Ram	22-445B ¹			Short Ram	22-446R ¹
		Short Ram	22-445P ¹	Short Ram	22-446B ¹		
		Short Ram	22-445R ¹	Short Ram	22-446P ¹		
2000 PONTIAC				1996 PONTIAC			
Sunfire	2.2L L4 F/I - Manual Trans also requires 20-445	Cold Air	21-447B ¹	Sunfire	2.4L L4 F/I - Manual Trans also requires 20-445	Short Ram	22-446B ¹
		Cold Air	21-447C ¹			Short Ram	22-446P ¹
		Cold Air	21-447P ¹			Short Ram	22-446R ¹
		Cold Air	21-447R ¹			Sunfire	2.4L L4 F/I - w/Auto Short Ram Trans.
Short Ram	22-445B ¹	Short Ram	22-446P ¹				
Short Ram	22-445P ¹	Short Ram	22-446R ¹				
Sunfire	2.4L L4 F/I - Manual Trans also requires 20-445	Short Ram	22-445B ¹	2014 RAM			
		Short Ram	22-445P ¹	1500	5.7L V8 F/I	Brute Force	21-8228DC ¹
		Short Ram	22-445R ¹			Brute Force	21-8228DP ¹
Sunfire	2.4L L4 F/I - w/Auto Short Ram Trans.	Short Ram	22-445B ¹	2013 RAM			
		Short Ram	22-445P ¹	1500	5.7L V8 F/I	Brute Force	21-8228DC ¹

1) Street legal in all US states. 2) Not legal for sale or use on any pollution controlled motor vehicle in California or states adopting California emission procedures. Part numbers ending in DP or P=Polished Aluminum tube, DC or C=Gunmetal Grey, R=Red, B=Blue, WR=Wrinkle Red, DS=Rotomolded tube.



AIR INTAKE SYSTEMS

RAM

Vehicle	Engine Type	Style	Part Number	Vehicle	Engine Type	Style	Part Number
2013 RAM				2001 SATURN			
1500	5.7L V8 F/I	Brute Force	21-8228DP ¹	SC2	1.9L L4 F/I	Short Ram	22-631B ¹
2012 RAM						Short Ram	22-631P ¹
1500	5.7L V8 F/I	Brute Force	21-8222DC ¹			Short Ram	22-631R ¹
		Brute Force	21-8222DP ¹	2000 SATURN			
2500	6.7L L6 DSL	Brute Force HD	21-9227DS ¹	SC2	1.9L L4 F/I	Cold Air	21-631C ¹
3500	6.7L L6 DSL	Brute Force HD	21-9227DS ¹			Short Ram	22-631B ¹
2011 RAM						Short Ram	22-631P ¹
1500	5.7L V8 F/I	Brute Force	21-8222DC ¹			Short Ram	22-631R ¹
		Brute Force	21-8222DP ¹	1999 SATURN			
2500	6.7L L6 DSL	Brute Force HD	21-9227DS ¹	SC1	1.9L L4 F/I	Short Ram	22-630B ¹
3500	6.7L L6 DSL	Brute Force HD	21-9227DS ¹			Short Ram	22-630P ¹
Ram Pickup	5.7L V8 F/I	Brute Force	21-8222DC ¹			Short Ram	22-630R ¹
		Brute Force	21-8222DP ¹	SC1	1.9L L4 F/I - w/Manual Trans.	Cold Air	21-630C ¹
Ram Pickup	6.7L L6 DSL	Brute Force HD	21-9227DS ¹			Cold Air	21-630P ¹
2010 RAM						Cold Air	21-630R ¹
2500	6.7L L6 DSL	Brute Force HD	21-9227DS ²	SC2	1.9L L4 F/I	Short Ram	22-630B ¹
Ram Pickup	5.7L V8 F/I	Brute Force	21-8222DC ¹			Short Ram	22-630P ¹
		Brute Force	21-8222DP ¹			Short Ram	22-630R ¹
Ram Pickup	6.7L L6 DSL	Brute Force HD	21-9227DS ²	SC2	1.9L L4 F/I - w/Manual Trans.	Cold Air	21-630C ¹
2006 SAAB						Cold Air	21-630P ¹
9-2X	2.5L H4 F/I	Cold Air	21-477C ¹			Cold Air	21-630R ¹
		Cold Air	21-477P ¹	SL	1.9L L4 F/I - w/Manual Trans.	Cold Air	21-630C ¹
2005 SAAB						Cold Air	21-630P ¹
9-2X	2.0L H4 F/I	Cold Air	21-474B ¹			Cold Air	21-630R ¹
		Cold Air	21-474C ¹	SL1	1.9L L4 F/I - w/Manual Trans.	Cold Air	21-630C ¹
		Cold Air	21-474P ¹			Cold Air	21-630P ¹
		Cold Air	21-474R ¹			Cold Air	21-630R ¹
		Short Ram	22-474B ¹	SL2	1.9L L4 F/I - w/Manual Trans.	Cold Air	21-630C ¹
		Short Ram	22-474P ¹			Cold Air	21-630P ¹
		Short Ram	22-474R ¹			Cold Air	21-630R ¹
2009 SATURN				SW1	1.9L L4 F/I - w/Manual Trans.	Cold Air	21-630C ¹
Sky	2.4L L4 F/I	Cold Air	21-536P ¹			Cold Air	21-630P ¹
2008 SATURN						Cold Air	21-630R ¹
Sky	2.4L L4 F/I	Cold Air	21-536P ¹	SW2	1.9L L4 F/I - w/Manual Trans.	Cold Air	21-630C ¹
2007 SATURN						Cold Air	21-630P ¹
Sky	2.4L L4 F/I	Cold Air	21-536P ¹			Cold Air	21-630R ¹
2006 SATURN				SW1	1.9L L4 F/I - w/Manual Trans.	Cold Air	21-630C ¹
Ion	2.0L L4 F/I	Short Ram	22-633B ¹			Cold Air	21-630P ¹
		Short Ram	22-633P ¹			Cold Air	21-630R ¹
		Short Ram	22-633R ¹	SW2	1.9L L4 F/I - w/Manual Trans.	Cold Air	21-630C ¹
2005 SATURN						Cold Air	21-630P ¹
Ion	2.0L L4 F/I	Short Ram	22-633B ¹			Cold Air	21-630R ¹
		Short Ram	22-633P ¹			Cold Air	21-630P ¹
		Short Ram	22-633R ¹	1998 SATURN			
2004 SATURN				SC1	1.9L L4 F/I	Short Ram	22-630B ¹
Ion	2.0L L4 F/I	Short Ram	22-633B ¹			Short Ram	22-630P ¹
		Short Ram	22-633P ¹			Short Ram	22-630R ¹
		Short Ram	22-633R ¹	SC1	1.9L L4 F/I - w/Manual Trans.	Cold Air	21-630C ¹
Ion	2.2L L4 F/I	Cold Air	21-632C ¹			Cold Air	21-630P ¹
		Cold Air	21-632P ¹			Cold Air	21-630R ¹
2002 SATURN				SC2	1.9L L4 F/I	Short Ram	22-630B ¹
SC2	1.9L L4 F/I	Cold Air	21-631C ¹			Short Ram	22-630P ¹
		Short Ram	22-631B ¹			Short Ram	22-630R ¹
		Short Ram	22-631P ¹	SC2	1.9L L4 F/I	Short Ram	22-630B ¹
		Short Ram	22-631R ¹			Short Ram	22-630P ¹
2001 SATURN						Short Ram	22-630R ¹
SC2	1.9L L4 F/I	Cold Air	21-631C ¹				

1) Street legal in all US states. 2) Not legal for sale or use on any pollution controlled motor vehicle in California or states adopting California emission procedures. Part numbers ending in DP or P=Polished Aluminum tube, DC or C=Gunmetal Grey, R=Red, B=Blue, WR=Wrinkle Red, DS=Rotomolded tube.

SATURN

AIR INTAKE SYSTEMS



Vehicle	Engine Type	Style	Part Number	Vehicle	Engine Type	Style	Part Number
1998 SATURN				1997 SATURN			
SC2	1.9L L4 F/I	Short Ram	22-630R ¹	SL2	1.9L L4 F/I - w/Manual Trans.	Cold Air	21-630R ¹
SC2	1.9L L4 F/I - w/Manual Trans.	Cold Air	21-630C ¹	SW1	1.9L L4 F/I - w/Manual Trans.	Cold Air	21-630C ¹
		Cold Air	21-630P ¹			Cold Air	21-630P ¹
		Cold Air	21-630R ¹			Cold Air	21-630R ¹
SL	1.9L L4 F/I - w/Manual Trans.	Cold Air	21-630C ¹	SW2	1.9L L4 F/I - w/Manual Trans.	Cold Air	21-630C ¹
		Cold Air	21-630P ¹			Cold Air	21-630P ¹
		Cold Air	21-630R ¹			Cold Air	21-630R ¹
SL1	1.9L L4 F/I - w/Manual Trans.	Cold Air	21-630C ¹	1996 SATURN			
		Cold Air	21-630P ¹	SC1	1.9L L4 F/I	Short Ram	22-630B ¹
		Cold Air	21-630R ¹			Short Ram	22-630P ¹
		Cold Air	21-630R ¹			Short Ram	22-630R ¹
SL2	1.9L L4 F/I - w/Manual Trans.	Cold Air	21-630C ¹	SC1	1.9L L4 F/I - w/Manual Trans.	Cold Air	21-630C ¹
		Cold Air	21-630P ¹			Cold Air	21-630P ¹
		Cold Air	21-630R ¹			Cold Air	21-630R ¹
SW1	1.9L L4 F/I - w/Manual Trans.	Cold Air	21-630C ¹	SC2	1.9L L4 F/I	Short Ram	22-630B ¹
		Cold Air	21-630P ¹			Short Ram	22-630P ¹
		Cold Air	21-630R ¹			Short Ram	22-630R ¹
SW2	1.9L L4 F/I - w/Manual Trans.	Cold Air	21-630C ¹	SC2	1.9L L4 F/I - w/Manual Trans.	Cold Air	21-630C ¹
		Cold Air	21-630P ¹			Cold Air	21-630P ¹
		Cold Air	21-630R ¹			Cold Air	21-630R ¹
1997 SATURN				SL	1.9L L4 F/I - w/Manual Trans.	Cold Air	21-630C ¹
SC1	1.9L L4 F/I	Short Ram	22-630B ¹			Cold Air	21-630P ¹
		Short Ram	22-630P ¹			Cold Air	21-630R ¹
SC1	1.9L L4 F/I - w/Manual Trans.	Short Ram	22-630R ¹	SL1	1.9L L4 F/I - w/Manual Trans.	Cold Air	21-630C ¹
		Cold Air	21-630C ¹			Cold Air	21-630P ¹
		Cold Air	21-630P ¹			Cold Air	21-630R ¹
		Cold Air	21-630R ¹	SL2	1.9L L4 F/I - w/Manual Trans.	Cold Air	21-630C ¹
SC2	1.9L L4 F/I	Short Ram	22-630B ¹			Cold Air	21-630P ¹
		Short Ram	22-630P ¹			Cold Air	21-630R ¹
SC2	1.9L L4 F/I - w/Manual Trans.	Short Ram	22-630R ¹	SW1	1.9L L4 F/I - w/Manual Trans.	Cold Air	21-630C ¹
		Cold Air	21-630C ¹			Cold Air	21-630P ¹
		Cold Air	21-630P ¹			Cold Air	21-630R ¹
		Cold Air	21-630R ¹	SW2	1.9L L4 F/I - w/Manual Trans.	Cold Air	21-630C ¹
SL	1.9L L4 F/I - w/Manual Trans.	Cold Air	21-630C ¹			Cold Air	21-630P ¹
		Cold Air	21-630P ¹			Cold Air	21-630R ¹
		Cold Air	21-630R ¹	1995 SATURN			
SL1	1.9L L4 F/I - w/Manual Trans.	Cold Air	21-630C ¹	SC1	1.9L L4 F/I	Short Ram	22-630B ¹
		Cold Air	21-630P ¹			Short Ram	22-630P ¹
		Cold Air	21-630R ¹			Short Ram	22-630R ¹
SL2	1.9L L4 F/I - w/Manual Trans.	Cold Air	21-630C ¹	SC1	1.9L L4 F/I - w/Manual Trans.	Cold Air	21-630C ¹
		Cold Air	21-630P ¹			Cold Air	21-630P ¹
		Cold Air	21-630R ¹			Cold Air	21-630R ¹

1) Street legal in all US states. 2) Not legal for sale or use on any pollution controlled motor vehicle in California or states adopting California emission procedures. Part numbers ending in DP or P=Polished Aluminum tube, DC or C=Gunmetal Grey, R=Red, B=Blue, WR=Wrinkle Red, DS=Rotomolded tube.



AIR INTAKE SYSTEMS

SATURN

Vehicle	Engine Type	Style	Part Number	Vehicle	Engine Type	Style	Part Number
1995 SATURN				1993 SATURN			
SC1	1.9L L4 F/I - w/Manual Trans.	Cold Air	21-630R ¹	SC2	1.9L L4 F/I - w/Manual Trans.	Cold Air	21-630R ¹
SC2	1.9L L4 F/I	Short Ram	22-630B ¹	SL2	1.9L L4 F/I - w/Manual Trans.	Cold Air	21-630C ¹
		Short Ram	22-630P ¹			Cold Air	21-630P ¹
SC2	1.9L L4 F/I - w/Manual Trans.	Short Ram	22-630R ¹			Cold Air	21-630R ¹
		Cold Air	21-630C ¹	SW2	1.9L L4 F/I - w/Manual Trans.	Cold Air	21-630C ¹
		Cold Air	21-630P ¹			Cold Air	21-630P ¹
		Cold Air	21-630R ¹			Cold Air	21-630R ¹
SL	1.9L L4 F/I - w/Manual Trans.	Cold Air	21-630C ¹	1992 SATURN			
		Cold Air	21-630P ¹	SC	1.9L L4 F/I	Short Ram	22-630B ¹
		Cold Air	21-630R ¹			Short Ram	22-630P ¹
		Cold Air	21-630R ¹			Short Ram	22-630R ¹
SL1	1.9L L4 F/I - w/Manual Trans.	Cold Air	21-630C ¹	SC	1.9L L4 F/I - w/Manual Trans.	Cold Air	21-630C ¹
		Cold Air	21-630P ¹			Cold Air	21-630P ¹
		Cold Air	21-630R ¹			Cold Air	21-630R ¹
SL2	1.9L L4 F/I - w/Manual Trans.	Cold Air	21-630C ¹	SL2	1.9L L4 F/I - w/Manual Trans.	Cold Air	21-630C ¹
		Cold Air	21-630P ¹			Cold Air	21-630P ¹
		Cold Air	21-630R ¹			Cold Air	21-630R ¹
SW1	1.9L L4 F/I - w/Manual Trans.	Cold Air	21-630C ¹	1991 SATURN			
		Cold Air	21-630P ¹	SC	1.9L L4 F/I	Short Ram	22-630B ¹
		Cold Air	21-630R ¹			Short Ram	22-630P ¹
		Cold Air	21-630R ¹			Short Ram	22-630R ¹
SW2	1.9L L4 F/I - w/Manual Trans.	Cold Air	21-630C ¹	SC	1.9L L4 F/I - w/Manual Trans.	Cold Air	21-630C ¹
		Cold Air	21-630P ¹			Cold Air	21-630P ¹
		Cold Air	21-630R ¹			Cold Air	21-630R ¹
		Cold Air	21-630R ¹	SL2	1.9L L4 F/I - w/Manual Trans.	Cold Air	21-630C ¹
		Cold Air	21-630R ¹			Cold Air	21-630P ¹
		Cold Air	21-630R ¹			Cold Air	21-630R ¹
1994 SATURN						Cold Air	21-630R ¹
SC2	1.9L L4 F/I	Short Ram	22-630B ¹			Cold Air	21-630R ¹
		Short Ram	22-630P ¹			Cold Air	21-630R ¹
		Short Ram	22-630R ¹	2016 SCION			
SC2	1.9L L4 F/I - w/Manual Trans.	Cold Air	21-630C ¹	FR-S	2.0L H4 F/I	Cold Air	41-1408DS ²
		Cold Air	21-630P ¹	iA	1.5L L4 F/I	Cold Air	21-804C ²
		Cold Air	21-630R ¹	iM	1.8L L4 F/I	Cold Air	21-776C ²
SL2	1.9L L4 F/I - w/Manual Trans.	Cold Air	21-630C ¹	tC	2.5L L4 F/I	Cold Air	21-725C ²
		Cold Air	21-630P ¹			Cold Air	21-725P ²
		Cold Air	21-630R ¹	2015 SCION			
		Cold Air	21-630R ¹	FR-S	2.0L H4 F/I	Cold Air	41-1408DS ²
SW2	1.9L L4 F/I - w/Manual Trans.	Cold Air	21-630C ¹	tC	2.5L L4 F/I	Cold Air	21-725C ²
		Cold Air	21-630P ¹			Cold Air	21-725P ²
		Cold Air	21-630R ¹	2014 SCION			
		Cold Air	21-630R ¹	FR-S	2.0L H4 F/I	Cold Air	41-1408DS ¹
1993 SATURN				tC	2.5L L4 F/I	Cold Air	21-725C ²
SC2	1.9L L4 F/I	Short Ram	22-630B ¹			Cold Air	21-725P ²
		Short Ram	22-630P ¹	2013 SCION			
		Short Ram	22-630R ¹	FR-S	2.0L H4 F/I	Cold Air	41-1408DS ¹
SC2	1.9L L4 F/I - w/Manual Trans.	Cold Air	21-630C ¹	tC	2.5L L4 F/I	Cold Air	21-725C ²
		Cold Air	21-630P ¹			Cold Air	21-725P ²
2012 SCION				tC	2.5L L4 F/I	Cold Air	21-725C ²

1) Street legal in all US states. 2) Not legal for sale or use on any pollution controlled motor vehicle in California or states adopting California emission procedures. Part numbers ending in DP or P=Polished Aluminum tube, DC or C=Gunmetal Grey, R=Red, B=Blue, WR=Wrinkle Red, DS=Rotomolded tube.



Vehicle	Engine Type	Style	Part Number	Vehicle	Engine Type	Style	Part Number
2012 SCION				2004 SCION			
tC	2.5L L4 F/I	Cold Air	21-725P ²	xB	1.5L L4 F/I - w/o Bypass Valve	Cold Air	21-567P ¹
xB	2.4L L4 F/I	Cold Air	21-577C ²				
		Cold Air	21-577P ²				
2011 SCION				2017 SUBARU			
tC	2.5L L4 F/I	Cold Air	21-725C ²	Forester	2.0L H4 F/I	Cold Air	21-742C ²
		Cold Air	21-725P ²	WRX	2.0L H4 F/I	Cold Air	21-732C ²
xB	2.4L L4 F/I	Cold Air	21-577C ²	WRX STI	2.5L H4 F/I	Cold Air	21-735WB ²
		Cold Air	21-577P ²			Cold Air	21-735WR ²
xD	1.8L L4 F/I	Cold Air	41-1404C ²	2016 SUBARU			
		Cold Air	41-1404P ²	BRZ	2.0L H4 F/I	Cold Air	41-1408DS ²
2010 SCION				Forester	2.0L H4 F/I	Cold Air	21-742C ²
tC	2.4L L4 F/I	Cold Air	41-1401C ²	Impreza	2.0L H4 F/I	Cold Air	21-772C ²
		Cold Air	41-1401P ²	Impreza WRX STI	2.5L H4 F/I	Cold Air	21-735WB ²
xB	2.4L L4 F/I	Cold Air	21-577C ²			Cold Air	21-735WR ²
		Cold Air	21-577P ²	WRX	2.0L H4 F/I	Cold Air	21-732C ²
xD	1.8L L4 F/I	Cold Air	41-1404C ²	WRX STI	2.5L H4 F/I	Cold Air	21-735WB ²
		Cold Air	41-1404P ²			Cold Air	21-735WR ²
2009 SCION				2015 SUBARU			
tC	2.4L L4 F/I	Cold Air	41-1401C ²	BRZ	2.0L H4 F/I	Cold Air	41-1408DS ²
		Cold Air	41-1401P ²	Forester	2.0L H4 F/I	Cold Air	21-742C ²
xB	2.4L L4 F/I	Cold Air	21-577C ²	Impreza	2.0L H4 F/I	Cold Air	21-772C ²
		Cold Air	21-577P ²	Impreza WRX STI	2.5L H4 F/I	Cold Air	21-735WB ¹
xD	1.8L L4 F/I	Cold Air	41-1404C ²			Cold Air	21-735WR ¹
		Cold Air	41-1404P ²	WRX	2.0L H4 F/I	Cold Air	21-732C ¹
2008 SCION				WRX STI	2.5L H4 F/I	Cold Air	21-735WB ¹
tC	2.4L L4 F/I	Cold Air	41-1401C ²			Cold Air	21-735WR ¹
		Cold Air	41-1401P ²	2014 SUBARU			
xB	2.4L L4 F/I	Cold Air	21-577C ²	BRZ	2.0L H4 F/I	Cold Air	41-1408DS ¹
		Cold Air	21-577P ²	Forester	2.0L H4 F/I	Cold Air	21-742C ¹
xD	1.8L L4 F/I	Cold Air	41-1404C ²	Impreza	2.0L H4 F/I	Cold Air	21-772C ²
		Cold Air	41-1404P ²	Impreza WRX	2.5L H4 F/I	Cold Air	21-478WR ¹
2006 SCION				Impreza WRX STI	2.5L H4 F/I	Cold Air	21-478WR ¹
tC	2.4L L4 F/I	Cold Air	21-568B ²	WRX	2.5L H4 F/I	Cold Air	21-478WR ¹
		Cold Air	21-568C ²	WRX STI	2.5L H4 F/I	Cold Air	21-478WR ¹
		Cold Air	21-568P ²	2013 SUBARU			
		Cold Air	21-568R ²	BRZ	2.0L H4 F/I	Cold Air	41-1408DS ¹
		Cold Air	21-569P ²	Impreza	2.0L H4 F/I	Cold Air	21-772C ²
xA	1.5L L4 F/I - w/ Bypass Valve	Cold Air	21-570P ²	Impreza WRX	2.5L H4 F/I	Cold Air	21-478WR ¹
		Cold Air	21-570P ²	Impreza WRX STI	2.5L H4 F/I	Cold Air	21-478WR ¹
xB	1.5L L4 F/I - w/ Bypass Valve	Cold Air	21-567C ²	WRX	2.5L H4 F/I	Cold Air	21-478WR ¹
		Cold Air	21-567P ²	WRX STI	2.5L H4 F/I	Cold Air	21-478WR ¹
xB	1.5L L4 F/I - w/o Bypass Valve	Cold Air	21-567C ²	2012 SUBARU			
		Cold Air	21-567P ²	Impreza	2.0L H4 F/I	Cold Air	21-772C ²
2005 SCION				Impreza WRX	2.5L H4 F/I	Cold Air	21-478WR ¹
tC	2.4L L4 F/I	Cold Air	21-568B ²	Impreza WRX STI	2.5L H4 F/I	Cold Air	21-478WR ¹
		Cold Air	21-568C ²	WRX	2.5L H4 F/I	Cold Air	21-478WR ¹
		Cold Air	21-568P ²	WRX STI	2.5L H4 F/I	Cold Air	21-478WR ¹
		Cold Air	21-568R ²	2011 SUBARU			
		Cold Air	21-569P ²	Impreza WRX	2.5L H4 F/I	Cold Air	21-478WR ¹
xB	1.5L L4 F/I - w/ Bypass Valve	Cold Air	21-570P ²	Impreza WRX STI	2.5L H4 F/I	Cold Air	21-478WR ¹
		Cold Air	21-570P ²	2010 SUBARU			
xB	1.5L L4 F/I - w/o Bypass Valve	Cold Air	21-567C ¹	Impreza WRX	2.5L H4 F/I	Cold Air	21-478WR ¹
		Cold Air	21-567P ¹	Impreza WRX STI	2.5L H4 F/I	Cold Air	21-478WR ¹
2004 SCION				2009 SUBARU			
xB	1.5L L4 F/I - w/ Bypass Valve	Cold Air	21-570P ²	Impreza WRX	2.5L H4 F/I	Cold Air	21-478WR ¹
		Cold Air	21-567C ¹	Impreza WRX STI	2.5L H4 F/I	Cold Air	21-478WR ¹
xB	1.5L L4 F/I - w/o Bypass Valve	Cold Air	21-567C ¹	2008 SUBARU			
		Cold Air	21-567C ¹	Impreza WRX	2.5L H4 F/I	Cold Air	21-478WR ¹
				Impreza WRX STI	2.5L H4 F/I	Cold Air	21-478WR ¹

1) Street legal in all US states. 2) Not legal for sale or use on any pollution controlled motor vehicle in California or states adopting California emission procedures. Part numbers ending in DP or P=Polished Aluminum tube, DC or C=Gunmetal Grey, R=Red, B=Blue, WR=Wrinkle Red, DS=Rotomolded tube.



AIR INTAKE SYSTEMS

SUBARU

Vehicle	Engine Type	Style	Part Number	Vehicle	Engine Type	Style	Part Number		
2007 SUBARU				2004 SUBARU					
Impreza WRX	2.5L H4 F/I	Cold Air	21-477C ¹	Impreza WRX	2.0L H4 F/I	Cold Air	21-474P ¹		
		Cold Air	21-477P ¹			Cold Air	21-474R ¹		
		Short Ram	22-474B ¹			Short Ram	22-474B ¹		
		Short Ram	22-474P ¹			Short Ram	22-474P ¹		
		Short Ram	22-474R ¹			Short Ram	22-474R ¹		
Impreza WRX STi	2.5L H4 F/I	Cold Air	21-477C ¹	Impreza WRX STi	2.5L H4 F/I	Cold Air	21-477C ¹		
		Cold Air	21-477P ¹			Cold Air	21-477P ¹		
		Short Ram	22-474B ¹			Short Ram	22-474B ¹		
		Short Ram	22-474P ¹			Short Ram	22-474P ¹		
		Short Ram	22-474R ¹			Short Ram	22-474R ¹		
2006 SUBARU				2003 SUBARU					
Impreza WRX	2.5L H4 F/I	Cold Air	21-477C ¹	Impreza	2.5L H4 F/I	Cold Air	21-472P ¹		
		Cold Air	21-477P ¹			Impreza WRX	2.0L H4 F/I	Cold Air	21-474B ¹
		Short Ram	22-474B ¹	Cold Air	21-474C ¹				
		Short Ram	22-474P ¹	Cold Air	21-474P ¹				
		Short Ram	22-474R ¹	Cold Air	21-474R ¹				
Impreza WRX STi	2.5L H4 F/I	Cold Air	21-477C ¹	Impreza WRX	2.0L H4 F/I			Short Ram	22-474B ¹
		Cold Air	21-477P ¹			Short Ram	22-474P ¹		
		Short Ram	22-474B ¹			Short Ram	22-474R ¹		
		Short Ram	22-474P ¹			Short Ram	22-474R ¹		
		Short Ram	22-474R ¹			Short Ram	22-474R ¹		
Legacy GT	2.5L H4 F/I	Cold Air	21-475B ¹	2002 SUBARU					
		Cold Air	21-475C ¹	Impreza RS	2.5L H4 F/I	Cold Air	21-472P ¹		
		Cold Air	21-475P ¹			Impreza WRX	2.0L H4 F/I	Cold Air	21-474B ¹
Outback XT	2.5L H4 F/I	Cold Air	21-475B ¹	Cold Air	21-474C ¹				
		Cold Air	21-475C ¹	Cold Air	21-474P ¹				
		Cold Air	21-475P ¹	Cold Air	21-474R ¹				
Forester Turbo	2.5L H4 F/I - Turbo	Cold Air	21-477C ¹	Impreza WRX	2.0L H4 F/I			Short Ram	22-474B ¹
		Cold Air	21-477P ¹			Short Ram	22-474P ¹		
		Short Ram	22-474B ¹			Short Ram	22-474R ¹		
		Short Ram	22-474P ¹			Short Ram	22-474R ¹		
		Short Ram	22-474R ¹			Short Ram	22-474R ¹		
Impreza WRX STi	2.5L H4 F/I	Cold Air	21-477C ¹	2001 SUBARU					
		Cold Air	21-477P ¹	Impreza	2.2L H4 F/I	Short Ram	22-470B ¹		
		Short Ram	22-474B ¹			Short Ram	22-470P ¹		
		Legacy GT	2.5L H4 F/I	Short Ram	22-474P ¹	Impreza	2.5L H4 F/I	Short Ram	22-470R ¹
				Short Ram	22-474R ¹			Short Ram	22-470B ¹
Cold Air	21-475B ¹			Short Ram	22-470P ¹				
Cold Air	21-475C ¹			Short Ram	22-470R ¹				
Cold Air	21-475P ¹			Short Ram	22-470R ¹				
Outback XT	2.5L H4 F/I	Cold Air	21-475B ¹	2000 SUBARU					
		Cold Air	21-475C ¹	Impreza	2.2L H4 F/I	Short Ram	22-470B ¹		
		Cold Air	21-475P ¹			Short Ram	22-470P ¹		
Forester Turbo	2.5L H4 F/I - Turbo	Cold Air	21-477C ¹	Impreza	2.5L H4 F/I	Short Ram	22-470R ¹		
		Cold Air	21-477P ¹			Short Ram	22-470B ¹		
		Short Ram	22-474B ¹			Short Ram	22-470P ¹		
		Short Ram	22-474P ¹			Short Ram	22-470R ¹		
		Short Ram	22-474R ¹			Short Ram	22-470R ¹		
2005 SUBARU				2017 TOYOTA					
Impreza WRX	2.0L H4 F/I	Cold Air	21-474B ¹	86	2.0L H4 F/I	Cold Air	41-1408DS ²		
		Cold Air	21-474C ¹	Corolla iM	1.8L L4 F/I	Cold Air	21-776C ²		
		Cold Air	21-474P ¹	Yaris iA	1.5L L4 F/I	Cold Air	21-804C ²		
		Cold Air	21-474R ¹	2016 TOYOTA					
		Short Ram	22-474B ¹	Tundra	5.7L V8 F/I	Brute Force	21-8408DC ²		
Short Ram	22-474P ¹	Brute Force	21-8408DP ²						
Impreza WRX STi	2.5L H4 F/I	Short Ram	22-474R ¹	2015 TOYOTA					
		Cold Air	21-477C ¹	Tundra	5.7L V8 F/I	Brute Force	21-8408DC ²		
		Cold Air	21-477P ¹			Brute Force	21-8408DP ²		
		Short Ram	22-474B ¹	2014 TOYOTA					
		Short Ram	22-474P ¹	Tacoma	4.0L V6 F/I	Brute Force	21-8409DC ²		
Short Ram	22-474R ¹	Brute Force	21-8409DP ²						
Legacy GT	2.5L H4 F/I	Cold Air	21-475B ¹	Tacoma	4.0L V6 F/I - Not CARB exempt w/o Hydrocarbon Trap	Cold Air	22-681C ¹		
		Cold Air	21-475C ¹			Tundra	4.6L V8 F/I	Brute Force	21-8408DC ²
		Cold Air	21-475P ¹	2004 SUBARU					
Forester Turbo	2.5L H4 F/I - Turbo	Cold Air	21-477C ¹	Impreza	2.5L H4 F/I	Cold Air	21-472P ¹		
		Cold Air	21-477P ¹			Impreza WRX	2.0L H4 F/I	Cold Air	21-474B ¹
		Short Ram	22-474B ¹					Cold Air	21-474C ¹
		Short Ram	22-474P ¹					Cold Air	21-474P ¹
		Short Ram	22-474R ¹					Cold Air	21-474R ¹
Short Ram	22-474R ¹								

1) Street legal in all US states. 2) Not legal for sale or use on any pollution controlled motor vehicle in California or states adopting California emission procedures. Part numbers ending in DP or P=Polished Aluminum tube, DC or C=Gunmetal Grey, R=Red, B=Blue, WR=Wrinkle Red, DS=Rotomolded tube.



Vehicle	Engine Type	Style	Part Number
2014 TOYOTA			
Tundra	4.6L V8 F/I	Brute Force	21-8408DP ²
Tundra	5.7L V8 F/I	Brute Force	21-8408DC ²
		Brute Force	21-8408DP ²

2013 TOYOTA			
Tacoma	4.0L V6 F/I	Brute Force	21-8409DC ²
		Brute Force	21-8409DP ²
Tacoma	4.0L V6 F/I - Not CARB exempt w/o Hydrocarbon Trap	Cold Air	22-681C ¹
Tundra	4.6L V8 F/I	Brute Force	21-8408DC ²
		Brute Force	21-8408DP ²
Tundra	5.7L V8 F/I	Brute Force	21-8408DC ²
		Brute Force	21-8408DP ²
		Cold Air	22-680C ¹

2012 TOYOTA			
Tacoma	4.0L V6 F/I	Brute Force	21-8409DC ²
		Brute Force	21-8409DP ²
Tacoma	4.0L V6 F/I - Not CARB exempt w/o Hydrocarbon Trap	Cold Air	22-681C ¹
Tundra	4.6L V8 F/I	Brute Force	21-8408DC ²
		Brute Force	21-8408DP ²
Tundra	5.7L V8 F/I	Brute Force	21-8408DC ²
		Brute Force	21-8408DP ²
		Cold Air	22-680C ¹
Yaris	1.5L L4 F/I	Cold Air	21-573B ²
		Cold Air	21-573C ²
		Cold Air	21-573P ²
		Cold Air	21-573R ²

2011 TOYOTA			
Corolla	1.8L L4 F/I	Cold Air	41-1403C ²
		Cold Air	41-1403P ²
Tacoma	4.0L V6 F/I	Brute Force	21-8403DC ²
		Brute Force	21-8403DP ²
Tacoma	4.0L V6 F/I - Not CARB exempt w/o Hydrocarbon Trap	Cold Air	22-681C ¹
Tundra	4.6L V8 F/I	Brute Force	21-8408DC ²
		Brute Force	21-8408DP ²
Tundra	5.7L V8 F/I	Brute Force	21-8408DC ²
		Brute Force	21-8408DP ²
		Cold Air	22-680C ¹
Yaris	1.5L L4 F/I	Cold Air	21-573B ²
		Cold Air	21-573C ²
		Cold Air	21-573P ²
		Cold Air	21-573R ²

2010 TOYOTA			
Corolla	1.8L L4 F/I	Cold Air	41-1403C ²
		Cold Air	41-1403P ²
Tacoma	4.0L V6 F/I	Brute Force	21-8403DC ²
		Brute Force	21-8403DP ²
Tacoma	4.0L V6 F/I - Not CARB exempt w/o Hydrocarbon Trap	Cold Air	22-681C ¹
Tundra	4.6L V8 F/I	Brute Force	21-8408DC ²
		Brute Force	21-8408DP ²
Tundra	5.7L V8 F/I	Brute Force	21-8408DC ²
		Brute Force	21-8408DP ²
		Cold Air	22-680C ¹
Yaris	1.5L L4 F/I	Cold Air	21-573B ²
		Cold Air	21-573C ²
		Cold Air	21-573P ²

Vehicle	Engine Type	Style	Part Number
2010 TOYOTA			
Yaris	1.5L L4 F/I	Cold Air	21-573R ²

2009 TOYOTA			
4 Runner	4.0L V6 F/I - Not CARB exempt w/o Hydrocarbon Trap	Cold Air	22-682C ¹
FJ Cruiser	4.0L V6 F/I	Brute Force	21-8405DC ²
		Brute Force	21-8405DP ²
Tacoma	4.0L V6 F/I	Brute Force	21-8403DC ²
		Brute Force	21-8403DP ²
Tacoma	4.0L V6 F/I - Not CARB exempt w/o Hydrocarbon Trap	Cold Air	22-681C ¹
Tundra	5.7L V8 F/I	Brute Force	21-8408DC ²
		Brute Force	21-8408DP ²
		Cold Air	22-680C ¹
Yaris	1.5L L4 F/I	Cold Air	21-573B ²
		Cold Air	21-573C ²
		Cold Air	21-573P ²
		Cold Air	21-573R ²

2008 TOYOTA			
4 Runner	4.0L V6 F/I - Not CARB exempt w/o Hydrocarbon Trap	Cold Air	22-682C ¹
FJ Cruiser	4.0L V6 F/I	Brute Force	21-8405DC ²
		Brute Force	21-8405DP ²
Tacoma	4.0L V6 F/I	Brute Force	21-8403DC ²
		Brute Force	21-8403DP ²
Tacoma	4.0L V6 F/I - Not CARB exempt w/o Hydrocarbon Trap	Cold Air	22-681C ¹
Tundra	5.7L V8 F/I	Brute Force	21-8408DC ²
		Brute Force	21-8408DP ²
		Cold Air	22-680C ¹
Yaris	1.5L L4 F/I	Cold Air	21-573B ²
		Cold Air	21-573C ²
		Cold Air	21-573P ²
		Cold Air	21-573R ²

2007 TOYOTA			
4 Runner	4.0L V6 F/I - Not CARB exempt w/o Hydrocarbon Trap	Cold Air	22-682C ¹
FJ Cruiser	4.0L V6 F/I	Brute Force	21-8405DC ²
		Brute Force	21-8405DP ²
Tacoma	4.0L V6 F/I	Brute Force	21-8403DC ²
		Brute Force	21-8403DP ²
Tacoma	4.0L V6 F/I - Not CARB exempt w/o Hydrocarbon Trap	Cold Air	22-681C ¹
Tundra	5.7L V8 F/I	Brute Force	21-8408DC ²
		Brute Force	21-8408DP ²
		Cold Air	22-680C ¹
Yaris	1.5L L4 F/I	Cold Air	21-573B ²
		Cold Air	21-573C ²
		Cold Air	21-573P ²
		Cold Air	21-573R ²

2006 TOYOTA			
4 Runner	4.0L V6 F/I - Not CARB exempt w/o Hydrocarbon Trap	Cold Air	22-682C ¹
Tacoma	4.0L V6 F/I	Brute Force	21-8403DC ²
		Brute Force	21-8403DP ²
Tacoma	4.0L V6 F/I - Not CARB exempt w/o Hydrocarbon Trap	Cold Air	22-681C ¹
Tundra	4.7L V8 F/I	Brute Force	21-8404DC ²

1) Street legal in all US states. 2) Not legal for sale or use on any pollution controlled motor vehicle in California or states adopting California emission procedures. Part numbers ending in DP or P=Polished Aluminum tube, DC or C=Gunmetal Grey, R=Red, B=Blue, WR=Wrinkle Red, DS=Rotomolded tube.



AIR INTAKE SYSTEMS

TOYOTA

Vehicle	Engine Type	Style	Part Number	Vehicle	Engine Type	Style	Part Number
2006 TOYOTA				2003 TOYOTA			
Tundra	4.7L V8 F/I	Brute Force	21-8404DP ²	Matrix XR	1.8L L4 F/I	Short Ram	22-469B ¹
2005 TOYOTA						Short Ram	22-469P ¹
4 Runner	4.0L V6 F/I - Not CARB exempt w/o Hydrocarbon Trap	Cold Air	22-682C ¹			Short Ram	22-469R ¹
MR2 Spyder	1.8L L4 F/I	Cold Air	21-462B ¹	Matrix XRS	1.8L L4 F/I	Cold Air	21-466C ¹
		Cold Air	21-462C ¹			Cold Air	21-466P ¹
		Cold Air	21-462P ¹	MR2 Spyder	1.8L L4 F/I	Cold Air	21-462B ¹
		Cold Air	21-462R ¹			Cold Air	21-462C ¹
Tacoma	4.0L V6 F/I	Brute Force	21-8403DC ²			Cold Air	21-462P ¹
		Brute Force	21-8403DP ²	Sequoia	4.7L V8 F/I	Brute Force	21-8401DC ¹
Tacoma	4.0L V6 F/I - Not CARB exempt w/o Hydrocarbon Trap	Cold Air	22-681C ¹			Brute Force	21-8401DP ¹
				Tacoma	3.4L V6 F/I	Brute Force	21-8402DC ¹
Tundra	4.7L V8 F/I	Brute Force	21-8404DC ²			Brute Force	21-8402DP ¹
		Brute Force	21-8404DP ²	Tundra	4.7L V8 F/I	Brute Force	21-8401DC ²
						Brute Force	21-8401DP ²
2004 TOYOTA				2002 TOYOTA			
4 Runner	4.0L V6 F/I - Not CARB exempt w/o Hydrocarbon Trap	Cold Air	22-682C ¹	4 Runner	3.4L V6 F/I	Brute Force	21-8402DC ¹
						Brute Force	21-8402DP ¹
Celica GT	1.8L L4 F/I	Cold Air	21-564B ¹	Celica GT	1.8L L4 F/I	Cold Air	21-564B ¹
		Cold Air	21-564C ¹			Cold Air	21-564C ¹
		Cold Air	21-564P ¹			Cold Air	21-564P ¹
		Cold Air	21-564R ¹	Celica GTS	1.8L L4 F/I	Cold Air	21-564R ¹
Corolla	1.8L L4 F/I	Cold Air	21-469C ¹			Cold Air	21-563B ¹
		Cold Air	21-469P ¹			Cold Air	21-563C ¹
		Cold Air	21-469R ¹			Cold Air	21-563P ¹
		Short Ram	22-469B ¹			Cold Air	21-563R ¹
		Short Ram	22-469P ¹	MR2 Spyder	1.8L L4 F/I	Cold Air	21-462B ¹
		Short Ram	22-469R ¹			Cold Air	21-462C ¹
Matrix XR	1.8L L4 F/I	Cold Air	21-469C ¹			Cold Air	21-462P ¹
		Cold Air	21-469P ¹			Cold Air	21-462R ¹
		Cold Air	21-469R ¹	Sequoia	4.7L V8 F/I	Brute Force	21-8401DC ¹
		Short Ram	22-469B ¹			Brute Force	21-8401DP ¹
		Short Ram	22-469P ¹	Tacoma	3.4L V6 F/I	Brute Force	21-8402DC ¹
		Short Ram	22-469R ¹			Brute Force	21-8402DP ¹
MR2 Spyder	1.8L L4 F/I	Cold Air	21-462B ¹	Tundra	4.7L V8 F/I	Brute Force	21-8401DC ¹
		Cold Air	21-462C ¹			Brute Force	21-8401DP ¹
		Cold Air	21-462P ¹	2001 TOYOTA			
		Cold Air	21-462R ¹	4 Runner	3.4L V6 F/I	Brute Force	21-8402DC ¹
Tacoma	3.4L V6 F/I	Brute Force	21-8402DC ¹			Brute Force	21-8402DP ¹
		Brute Force	21-8402DP ¹	Celica GT	1.8L L4 F/I	Cold Air	21-564B ¹
2003 TOYOTA						Cold Air	21-564C ¹
4 Runner	4.0L V6 F/I - Not CARB exempt w/o Hydrocarbon Trap	Cold Air	22-682C ¹			Cold Air	21-564P ¹
						Cold Air	21-564R ¹
Celica GT	1.8L L4 F/I	Cold Air	21-564B ¹	Celica GTS	1.8L L4 F/I	Cold Air	21-563B ¹
		Cold Air	21-564C ¹			Cold Air	21-563C ¹
		Cold Air	21-564P ¹			Cold Air	21-563P ¹
		Cold Air	21-564R ¹			Cold Air	21-563R ¹
Celica GTS	1.8L L4 F/I	Cold Air	21-563B ¹	MR2 Spyder	1.8L L4 F/I	Cold Air	21-462B ¹
		Cold Air	21-563C ¹			Cold Air	21-462C ¹
		Cold Air	21-563P ¹			Cold Air	21-462P ¹
		Cold Air	21-563R ¹			Cold Air	21-462R ¹
Corolla	1.8L L4 F/I	Cold Air	21-469C ¹	Sequoia	4.7L V8 F/I	Brute Force	21-8401DC ¹
		Cold Air	21-469P ¹			Brute Force	21-8401DP ¹
		Cold Air	21-469R ¹	Tacoma	3.4L V6 F/I	Brute Force	21-8402DC ¹
		Short Ram	22-469B ¹			Brute Force	21-8402DP ¹
		Short Ram	22-469P ¹	Tundra	4.7L V8 F/I	Brute Force	21-8401DC ¹
		Short Ram	22-469R ¹			Brute Force	21-8401DP ¹
Matrix XR	1.8L L4 F/I	Cold Air	21-469C ¹	2000 TOYOTA			
		Cold Air	21-469P ¹	4 Runner	3.4L V6 F/I	Brute Force	21-8402DC ¹
		Cold Air	21-469R ¹			Brute Force	21-8402DP ¹

1) Street legal in all US states. 2) Not legal for sale or use on any pollution controlled motor vehicle in California or states adopting California emission procedures. Part numbers ending in DP or P=Polished Aluminum tube, DC or C=Gunmetal Grey, R=Red, B=Blue, WR=Wrinkle Red, DS=Rotomolded tube.



Vehicle	Engine Type	Style	Part Number	Vehicle	Engine Type	Style	Part Number
2000 TOYOTA				1995 TOYOTA			
Celica GT	1.8L L4 F/I	Cold Air	21-564B ¹	Tacoma	2.4L L4 F/I	Short Ram	22-463B ¹
		Cold Air	21-564C ¹			Short Ram	22-463P ¹
		Cold Air	21-564P ¹			Short Ram	22-463R ¹
		Cold Air	21-564R ¹	Tacoma	2.7L L4 F/I	Short Ram	22-463B ¹
Celica GTS	1.8L L4 F/I	Cold Air	21-563B ¹	Short Ram	22-463P ¹	Short Ram	22-463R ¹
		Cold Air	21-563C ¹	2017 VOLKSWAGEN			
		Cold Air	21-563P ¹	GTI	2.0L L4 F/I	Cold Air	21-802C ²
		Cold Air	21-563R ¹	Jetta	1.8L L4 F/I	Cold Air	21-803C ²
MR2 Spyder	1.8L L4 F/I	Cold Air	21-462B ¹	Jetta	1.8L L4 F/I	Cold Air	21-764C ²
		Cold Air	21-462C ¹	Jetta GLi	2.0L L4 F/I	Cold Air	22-689C ²
		Cold Air	21-462P ¹	Passat	1.8L L4 F/I	Cold Air	21-764C ²
		Cold Air	21-462R ¹	Passat	1.8L L4 F/I	Cold Air	22-689C ²
Tacoma	3.4L V6 F/I	Brute Force	21-8402DC ¹	Tiguan	2.0L L4 F/I	Cold Air	21-763C ²
		Brute Force	21-8402DP ¹	2016 VOLKSWAGEN			
Tundra	4.7L V8 F/I	Brute Force	21-8401DC ¹	Golf	1.8L L4 F/I	Cold Air	21-746WR ²
		Brute Force	21-8401DP ¹	Golf R	2.0L L4 F/I	Cold Air	21-746WR ²
1999 TOYOTA				GTI	2.0L L4 F/I	Cold Air	21-746WR ²
4 Runner	2.7L L4 F/I	Short Ram	22-463B ¹	GTI	2.0L L4 F/I	Cold Air	21-803C ²
		Short Ram	22-463P ¹	Jetta	1.4L L4 F/I	Cold Air	21-797C ²
		Short Ram	22-463R ¹	Jetta	1.8L L4 F/I	Cold Air	21-764C ²
4 Runner	3.4L V6 F/I	Brute Force	21-8402DC ¹	Jetta	1.8L L4 F/I	Cold Air	22-689C ²
		Brute Force	21-8402DP ¹	Jetta GLi	2.0L L4 F/I	Cold Air	21-764C ²
Tacoma	2.4L L4 F/I	Short Ram	22-463B ¹	Passat	1.8L L4 F/I	Cold Air	21-764C ²
		Short Ram	22-463P ¹	Passat	1.8L L4 F/I	Cold Air	22-689C ²
Tacoma	2.7L L4 F/I	Short Ram	22-463R ¹	Tiguan	2.0L L4 F/I	Cold Air	21-764C ²
		Short Ram	22-463B ¹	Tiguan	2.0L L4 F/I	Cold Air	22-689C ²
		Short Ram	22-463P ¹	Tiguan	2.0L L4 F/I	Cold Air	21-763C ²
Tacoma	3.4L V6 F/I	Brute Force	21-8402DC ¹	2015 VOLKSWAGEN			
		Brute Force	21-8402DP ¹	Golf	1.8L L4 F/I	Cold Air	21-746WR ²
1998 TOYOTA				Golf R	2.0L L4 F/I	Cold Air	21-746WR ²
4 Runner	2.7L L4 F/I	Short Ram	22-463B ¹	GTI	2.0L L4 F/I	Cold Air	21-746WR ²
		Short Ram	22-463P ¹	Jetta	1.8L L4 F/I	Cold Air	21-764C ²
		Short Ram	22-463R ¹	Jetta	1.8L L4 F/I	Cold Air	22-689C ²
Tacoma	2.4L L4 F/I	Short Ram	22-463B ¹	Jetta GLi	2.0L L4 F/I	Cold Air	21-764C ²
		Short Ram	22-463P ¹	Passat	1.8L L4 F/I	Cold Air	22-689C ²
		Short Ram	22-463R ¹	Passat	1.8L L4 F/I	Cold Air	21-764C ²
Tacoma	2.7L L4 F/I	Short Ram	22-463B ¹	Passat	1.8L L4 F/I	Cold Air	22-689C ²
		Short Ram	22-463P ¹	Tiguan	2.0L L4 F/I	Cold Air	22-689C ²
		Short Ram	22-463R ¹	Tiguan	2.0L L4 F/I	Cold Air	21-763C ²
1997 TOYOTA				2014 VOLKSWAGEN			
4 Runner	2.7L L4 F/I	Short Ram	22-463B ¹	Beetle	2.5L L5 F/I	Cold Air	21-733C ²
		Short Ram	22-463P ¹	Golf	2.5L L5 F/I	Cold Air	21-733C ²
		Short Ram	22-463R ¹	Jetta	1.8L L4 F/I	Cold Air	21-764C ²
Tacoma	2.4L L4 F/I	Short Ram	22-463B ¹	Jetta	1.8L L4 F/I	Cold Air	22-689C ²
		Short Ram	22-463P ¹	Jetta	2.0L L4 DSL	Cold Air	21-763C ²
		Short Ram	22-463R ¹	Jetta GLi	2.0L L4 F/I	Cold Air	21-764C ²
Tacoma	2.7L L4 F/I	Short Ram	22-463B ¹	Passat	1.8L L4 F/I	Cold Air	22-689C ²
		Short Ram	22-463P ¹	Passat	1.8L L4 F/I	Cold Air	21-764C ²
		Short Ram	22-463R ¹	Passat	1.8L L4 F/I	Cold Air	22-689C ²
1996 TOYOTA				Passat	2.5L L5 F/I	Cold Air	21-733C ²
4 Runner	2.7L L4 F/I	Short Ram	22-463B ¹	2013 VOLKSWAGEN			
		Short Ram	22-463P ¹	Beetle	2.5L L5 F/I	Cold Air	21-733C ²
		Short Ram	22-463R ¹	Golf	2.5L L5 F/I	Cold Air	21-733C ²
Tacoma	2.4L L4 F/I	Short Ram	22-463B ¹	Jetta	2.0L L4 DSL	Cold Air	21-763C ²
		Short Ram	22-463P ¹	Jetta	2.5L L5 F/I	Cold Air	21-733C ²
		Short Ram	22-463R ¹	Passat	2.5L L5 F/I	Cold Air	21-733C ²
Tacoma	2.7L L4 F/I	Short Ram	22-463B ¹	2012 VOLKSWAGEN			
		Short Ram	22-463P ¹	Beetle	2.5L L5 F/I	Cold Air	21-733C ²
		Short Ram	22-463R ¹	Golf	2.5L L5 F/I	Cold Air	21-733C ²
		Short Ram	22-463B ¹	Jetta	2.0L L4 DSL	Cold Air	21-763C ²
		Short Ram	22-463P ¹				
		Short Ram	22-463R ¹				

1) Street legal in all US states. 2) Not legal for sale or use on any pollution controlled motor vehicle in California or states adopting California emission procedures. Part numbers ending in DP or P=Polished Aluminum tube, DC or C=Gunmetal Grey, R=Red, B=Blue, WR=Wrinkle Red, DS=Rotomolded tube.



AIR INTAKE SYSTEMS

VOLKSWAGEN

Vehicle	Engine Type	Style	Part Number	Vehicle	Engine Type	Style	Part Number
2012 VOLKSWAGEN				2004 VOLKSWAGEN			
Jetta	2.5L L5 F/I	Cold Air	21-733C ²	Jetta	2.8L V6 F/I	Cold Air	21-490C ¹
Passat	2.5L L5 F/I	Cold Air	21-733C ²			Cold Air	21-490P ¹
2011 VOLKSWAGEN						Cold Air	21-490R ¹
Golf	2.5L L5 F/I	Cold Air	21-733C ²	2003 VOLKSWAGEN			
Jetta	2.0L L4 DSL	Cold Air	21-763C ²	Golf	1.9L L4 DSL	Cold Air	21-493B ¹
Jetta	2.5L L5 F/I	Cold Air	21-733C ²			Cold Air	21-493C ¹
2010 VOLKSWAGEN						Cold Air	21-493P ¹
Jetta	2.0L L4 DSL	Cold Air	21-763C ²			Cold Air	21-493R ¹
2006 VOLKSWAGEN				Golf	2.0L L4 F/I	Cold Air	21-492B ¹
GTI	2.0L L4 F/I	Cold Air	21-496C ¹			Cold Air	21-492C ¹
2005 VOLKSWAGEN						Cold Air	21-492P ¹
Golf	2.0L L4 F/I - Exc. LEV2 SULEV Test Group 5VWXV02.0227	Cold Air	21-492B ¹	Golf GTI	1.8L L4 F/I	Cold Air	21-493B ¹
		Cold Air	21-492C ¹			Cold Air	21-493C ¹
		Cold Air	21-492P ¹			Cold Air	21-493P ¹
Golf GTI	1.8L L4 F/I	Cold Air	21-493B ¹			Cold Air	21-493R ¹
		Cold Air	21-493C ¹	Jetta	1.8L L4 F/I	Cold Air	21-493B ¹
		Cold Air	21-493P ¹			Cold Air	21-493C ¹
		Cold Air	21-493R ¹			Cold Air	21-493P ¹
Jetta	1.8L L4 F/I - to 6/05	Cold Air	21-493B ¹			Cold Air	21-493R ¹
		Cold Air	21-493C ¹	Jetta	1.9L L4 DSL	Cold Air	21-493B ¹
		Cold Air	21-493P ¹			Cold Air	21-493C ¹
		Cold Air	21-493R ¹			Cold Air	21-493P ¹
Jetta	1.8L L4 F/I	Cold Air	21-493B ¹			Cold Air	21-493R ¹
		Cold Air	21-493C ¹	Jetta	2.0L L4 F/I	Cold Air	21-492B ¹
		Cold Air	21-493P ¹			Cold Air	21-492C ¹
		Cold Air	21-493R ¹			Cold Air	21-492P ¹
Jetta	2.0L L4 F/I - Exc. LEV2 SULEV Test Group 5VWXV02.0227	Cold Air	21-492B ¹	Jetta	2.8L V6 F/I	Cold Air	21-490B ¹
		Cold Air	21-492C ¹			Cold Air	21-490C ¹
		Cold Air	21-492P ¹			Cold Air	21-490P ¹
		Cold Air	21-492R ¹			Cold Air	21-490R ¹
2004 VOLKSWAGEN				2002 VOLKSWAGEN			
Golf	2.0L L4 F/I	Cold Air	21-492B ¹	Golf	1.9L L4 DSL	Cold Air	21-493B ¹
		Cold Air	21-492C ¹			Cold Air	21-493C ¹
		Cold Air	21-492P ¹			Cold Air	21-493P ¹
Golf GTI	1.8L L4 F/I	Cold Air	21-493B ¹			Cold Air	21-493R ¹
		Cold Air	21-493C ¹	Golf	2.0L L4 F/I	Cold Air	21-492B ¹
		Cold Air	21-493P ¹			Cold Air	21-492C ¹
		Cold Air	21-493R ¹			Cold Air	21-492P ¹
Golf GTI	2.8L V6 F/I	Cold Air	21-490B ¹	Golf GTI	1.8L L4 F/I	Cold Air	21-493B ¹
		Cold Air	21-490C ¹			Cold Air	21-493C ¹
		Cold Air	21-490P ¹			Cold Air	21-493P ¹
		Cold Air	21-490R ¹			Cold Air	21-493R ¹
Golf R32	3.2L V6 F/I	Cold Air	21-494C ¹	Golf GTI	2.8L V6 F/I	Cold Air	21-490B ¹
		Cold Air	21-494P ¹			Cold Air	21-490C ¹
Jetta	1.8L L4 F/I	Cold Air	21-493B ¹			Cold Air	21-490P ¹
		Cold Air	21-493C ¹			Cold Air	21-490R ¹
		Cold Air	21-493P ¹	Jetta	1.8L L4 F/I	Cold Air	21-493B ¹
		Cold Air	21-493R ¹			Cold Air	21-493C ¹
Jetta	2.0L L4 F/I	Cold Air	21-492B ¹			Cold Air	21-493P ¹
		Cold Air	21-492C ¹			Cold Air	21-493R ¹
		Cold Air	21-492P ¹	Jetta	1.9L L4 DSL	Cold Air	21-493B ¹
		Cold Air	21-492R ¹			Cold Air	21-493C ¹
Jetta	2.8L V6 F/I	Cold Air	21-490B ¹			Cold Air	21-493P ¹
		Cold Air	21-490C ¹			Cold Air	21-493R ¹
		Cold Air	21-490P ¹	Jetta	2.0L L4 F/I	Cold Air	21-492B ¹
		Cold Air	21-490R ¹			Cold Air	21-492C ¹
		Cold Air	21-490S ¹			Cold Air	21-492P ¹
		Cold Air	21-490T ¹			Cold Air	21-492R ¹

1) Street legal in all US states. 2) Not legal for sale or use on any pollution controlled motor vehicle in California or states adopting California emission procedures. Part numbers ending in DP or P=Polished Aluminum tube, DC or C=Gunmetal Grey, R=Red, B=Blue, WR=Wrinkle Red, DS=Rotomolded tube.



Vehicle	Engine Type	Style	Part Number	Vehicle	Engine Type	Style	Part Number		
2002 VOLKSWAGEN				2000 VOLKSWAGEN					
Jetta	2.8L V6 F/I	Cold Air	21-490B ¹	Jetta	1.9L L4 DSL	Cold Air	21-493R ¹		
		Cold Air	21-490C ¹	Jetta	2.0L L4 F/I	Cold Air	21-492B ¹		
		Cold Air	21-490P ¹			Cold Air	21-492C ¹		
		Cold Air	21-490R ¹			Cold Air	21-492P ¹		
2001 VOLKSWAGEN						Jetta	2.8L V6 F/I	Cold Air	21-490B ¹
Golf	1.9L L4 DSL	Cold Air	21-493B ¹			Cold Air	21-490C ¹		
		Cold Air	21-493C ¹			Cold Air	21-490P ¹		
		Cold Air	21-493P ¹			Cold Air	21-490R ¹		
		Cold Air	21-493R ¹	1999 VOLKSWAGEN					
Golf	2.0L L4 F/I	Cold Air	21-492B ¹	Golf	1.9L L4 DSL - from	Cold Air	21-493B ¹		
		Cold Air	21-492C ¹	6/99		Cold Air	21-493C ¹		
		Cold Air	21-492P ¹			Cold Air	21-493P ¹		
		Cold Air	21-492R ¹			Cold Air	21-493R ¹		
Golf GTI	1.8L L4 F/I	Cold Air	21-493B ¹	Golf	2.0L L4 F/I	Cold Air	21-492B ¹		
		Cold Air	21-493C ¹			Cold Air	21-492C ¹		
		Cold Air	21-493P ¹			Cold Air	21-492P ¹		
		Cold Air	21-493R ¹			Cold Air	21-492R ¹		
Golf GTI	2.8L V6 F/I	Cold Air	21-490B ¹	Golf GTI	2.0L L4 F/I	Cold Air	21-492B ¹		
		Cold Air	21-490C ¹			Cold Air	21-492C ¹		
		Cold Air	21-490P ¹			Cold Air	21-492P ¹		
		Cold Air	21-490R ¹			Cold Air	21-492R ¹		
Jetta	1.8L L4 F/I	Cold Air	21-493B ¹	Golf GTI	2.8L V6 F/I	Cold Air	21-490B ¹		
		Cold Air	21-493C ¹			Cold Air	21-490C ¹		
		Cold Air	21-493P ¹			Cold Air	21-490P ¹		
		Cold Air	21-493R ¹			Cold Air	21-490R ¹		
Jetta	1.9L L4 DSL	Cold Air	21-493B ¹	Jetta	1.9L L4 DSL - from	Cold Air	21-493B ¹		
		Cold Air	21-493C ¹			6/99		Cold Air	21-493C ¹
		Cold Air	21-493P ¹					Cold Air	21-493P ¹
		Cold Air	21-493R ¹					Cold Air	21-493R ¹
Jetta	2.0L L4 F/I	Cold Air	21-492B ¹	Jetta	2.0L L4 F/I	Cold Air	21-492B ¹		
		Cold Air	21-492C ¹			Cold Air	21-492C ¹		
		Cold Air	21-492P ¹			Cold Air	21-492P ¹		
		Cold Air	21-492R ¹			Cold Air	21-492R ¹		
Jetta	2.8L V6 F/I	Cold Air	21-490B ¹	Jetta	2.8L V6 F/I	Cold Air	21-490B ¹		
		Cold Air	21-490C ¹			Cold Air	21-490C ¹		
		Cold Air	21-490P ¹			Cold Air	21-490P ¹		
		Cold Air	21-490R ¹			Cold Air	21-490R ¹		
2000 VOLKSWAGEN				2000 VOLKSWAGEN					
Golf	1.9L L4 DSL	Cold Air	21-493B ¹	Golf	1.9L L4 DSL	Cold Air	21-493B ¹		
		Cold Air	21-493C ¹			Cold Air	21-493C ¹		
		Cold Air	21-493P ¹			Cold Air	21-493P ¹		
		Cold Air	21-493R ¹			Cold Air	21-493R ¹		
Golf	2.0L L4 F/I	Cold Air	21-492B ¹	Golf	2.0L L4 F/I	Cold Air	21-492B ¹		
		Cold Air	21-492C ¹			Cold Air	21-492C ¹		
		Cold Air	21-492P ¹			Cold Air	21-492P ¹		
		Cold Air	21-492R ¹			Cold Air	21-492R ¹		
Golf GTI	1.8L L4 F/I	Cold Air	21-493B ¹	Golf GTI	1.8L L4 F/I	Cold Air	21-493B ¹		
		Cold Air	21-493C ¹			Cold Air	21-493C ¹		
		Cold Air	21-493P ¹			Cold Air	21-493P ¹		
		Cold Air	21-493R ¹			Cold Air	21-493R ¹		
Golf GTI	2.0L L4 F/I	Cold Air	21-492B ¹	Golf GTI	2.0L L4 F/I	Cold Air	21-492B ¹		
		Cold Air	21-492C ¹			Cold Air	21-492C ¹		
		Cold Air	21-492P ¹			Cold Air	21-492P ¹		
		Cold Air	21-492R ¹			Cold Air	21-492R ¹		
Golf GTI	2.8L V6 F/I	Cold Air	21-490B ¹	Golf GTI	2.8L V6 F/I	Cold Air	21-490B ¹		
		Cold Air	21-490C ¹			Cold Air	21-490C ¹		
		Cold Air	21-490P ¹			Cold Air	21-490P ¹		
		Cold Air	21-490R ¹			Cold Air	21-490R ¹		
Jetta	1.8L L4 F/I	Cold Air	21-493B ¹	Jetta	1.8L L4 F/I	Cold Air	21-493B ¹		
		Cold Air	21-493C ¹			Cold Air	21-493C ¹		
		Cold Air	21-493P ¹			Cold Air	21-493P ¹		
		Cold Air	21-493R ¹			Cold Air	21-493R ¹		
Jetta	1.9L L4 DSL	Cold Air	21-493B ¹	Jetta	1.9L L4 DSL	Cold Air	21-493B ¹		
		Cold Air	21-493C ¹			Cold Air	21-493C ¹		
		Cold Air	21-493P ¹			Cold Air	21-493P ¹		
		Cold Air	21-493R ¹			Cold Air	21-493R ¹		

1) Street legal in all US states. 2) Not legal for sale or use on any pollution controlled motor vehicle in California or states adopting California emission procedures. Part numbers ending in DP or P=Polished Aluminum tube, DC or C=Gunmetal Grey, R=Red, B=Blue, WR=Wrinkle Red, DS=Rotomolded tube.

Intake System Spare Filters and Wraps

Intake System	Spare Filter	Filter Wrap	Intake System	Spare Filter	Filter Wrap	Intake System	Spare Filter	Filter Wrap
21-400C	21-201DK	1-4000	21-424P	21-201DK	1-4000	21-477P	21-2038DK	1-4001
21-400P	21-201DK	1-4000	21-425B	21-203DK	1-4000	21-478WR	21-2029DK	1-4001
21-400R	21-201DK	1-4000	21-425C	21-203DK	1-4000	21-483C	21-202DK	1-4000
21-401B	21-201DK	1-4000	21-425P	21-203DK	1-4000	21-483P	21-202DK	1-4000
21-401C	21-201DK	1-4000	21-425R	21-203DK	1-4000	21-484B	21-202DK	1-4000
21-401P	21-201DK	1-4000	21-426P	21-203DK	1-4000	21-484C	21-202DK	1-4000
21-401R	21-201DK	1-4000	21-426R	21-203DK	1-4000	21-484P	21-202DK	1-4000
21-402B	21-202DK	1-4000	21-429DS	21-209EDK	1-4002	21-485B	21-2109DK	1-4001
21-402C	21-202DK	1-4000	21-430B	21-201DK	1-4000	21-485C	21-2109DK	1-4001
21-402P	21-202DK	1-4000	21-430C	21-201DK	1-4000	21-485P	21-2109DK	1-4001
21-402R	21-202DK	1-4000	21-430P	21-201DK	1-4000	21-485R	21-2109DK	1-4001
21-403B	21-201DK	1-4000	21-430R	21-201DK	1-4000	21-486C	21-202DK	1-4000
21-403C	21-201DK	1-4000	21-432B	21-202DK	1-4000	21-486P	21-202DK	1-4000
21-403P	21-201DK	1-4000	21-432C	21-202DK	1-4000	21-488B	21-201DK	1-4000
21-403R	21-201DK	1-4000	21-432P	21-202DK	1-4000	21-488C	21-201DK	1-4000
21-404B	21-202DK	1-4000	21-432R	21-202DK	1-4000	21-488P	21-201DK	1-4000
21-404C	21-202DK	1-4000	21-433B	21-202DK	1-4000	21-488R	21-201DK	1-4000
21-404P	21-202DK	1-4000	21-433C	21-202DK	1-4000	21-490B	21-201DK	1-4000
21-404R	21-202DK	1-4000	21-433P	21-202DK	1-4000	21-490C	21-201DK	1-4000
21-405C	21-202DK	1-4000	21-433R	21-202DK	1-4000	21-490P	21-201DK	1-4000
21-405P	21-202DK	1-4000	21-434C	21-202DK	1-4000	21-490R	21-201DK	1-4000
21-406B	21-203DK	1-4000	21-434P	21-202DK	1-4000	21-491C	21-202DK	1-4000
21-406C	21-203DK	1-4000	21-436C	21-202DK	1-4000	21-491P	21-202DK	1-4000
21-406P	21-203DK	1-4000	21-436P	21-202DK	1-4000	21-492B	21-202DK	1-4000
21-406R	21-203DK	1-4000	21-436R	21-202DK	1-4000	21-492C	21-202DK	1-4000
21-407B	21-201DK	1-4000	21-437B	21-2019DK	1-4001	21-492P	21-202DK	1-4000
21-407C	21-201DK	1-4000	21-437C	21-2019DK	1-4001	21-493B	21-202DK	1-4000
21-407P	21-201DK	1-4000	21-438C	21-2029DK	1-4001	21-493C	21-202DK	1-4000
21-408B	21-201DK	1-4000	21-438P	21-2029DK	1-4001	21-493P	21-202DK	1-4000
21-408C	21-201DK	1-4000	21-447B	21-202DK	1-4000	21-493R	21-202DK	1-4000
21-408P	21-201DK	1-4000	21-447C	21-202DK	1-4000	21-494C	21-202DK	1-4000
21-412C	21-203DK	1-4000	21-447P	21-202DK	1-4000	21-494P	21-202DK	1-4000
21-412P	21-203DK	1-4000	21-447R	21-202DK	1-4000	21-496C	21-203DK	1-4000
21-412R	21-203DK	1-4000	21-448B	21-202DK	1-4000	21-499C	21-203DK	1-4000
21-413B	21-201DK	1-4000	21-448C	21-202DK	1-4000	21-499P	21-203DK	1-4000
21-413C	21-201DK	1-4000	21-448P	21-202DK	1-4000	21-500B	21-202DK	1-4000
21-413P	21-201DK	1-4000	21-448R	21-202DK	1-4000	21-500C	21-202DK	1-4000
21-413R	21-201DK	1-4000	21-450B	21-201DK	1-4000	21-500P	21-202DK	1-4000
21-414B	21-201DK	1-4000	21-450C	21-201DK	1-4000	21-500R	21-202DK	1-4000
21-414C	21-201DK	1-4000	21-450P	21-201DK	1-4000	21-5011	21-2059DK	1-4001
21-414P	21-201DK	1-4000	21-451B	21-203DK	1-4000	21-502C	21-202DK	1-4000
21-414R	21-201DK	1-4000	21-451C	21-203DK	1-4000	21-502P	21-202DK	1-4000
21-415B	21-201DK	1-4000	21-451P	21-203DK	1-4000	21-502R	21-202DK	1-4000
21-415C	21-201DK	1-4000	21-451R	21-203DK	1-4000	21-504C	21-203DK	1-4000
21-415P	21-201DK	1-4000	21-462B	21-201DK	1-4000	21-504P	21-203DK	1-4000
21-416B	21-202DK	1-4000	21-462C	21-201DK	1-4000	21-504R	21-203DK	1-4000
21-416C	21-202DK	1-4000	21-462P	21-201DK	1-4000	21-505C	21-202DK	1-4000
21-416P	21-202DK	1-4000	21-462R	21-201DK	1-4000	21-506B	21-203DK	1-4000
21-417B	21-202DK	1-4000	21-466C	21-202DK	1-4000	21-506C	21-203DK	1-4000
21-417C	21-202DK	1-4000	21-466P	21-202DK	1-4000	21-506R	21-203DK	1-4000
21-417P	21-202DK	1-4000	21-469C	21-202DK	1-4000	21-507C	21-202DK	1-4000
21-417R	21-202DK	1-4000	21-469P	21-202DK	1-4000	21-508C	21-201DK	1-4000
21-419C	21-203DK	1-4000	21-469R	21-202DK	1-4000	21-508R	21-201DK	1-4000
21-419P	21-203DK	1-4000	21-472P	21-203DK	1-4000	21-509C	21-203DK	1-4000
21-419R	21-203DK	1-4000	21-474B	21-203DK	1-4000	21-509P	21-203DK	1-4000
21-420C	21-201DK	1-4000	21-474C	21-203DK	1-4000	21-510C	21-203DK	1-4000
21-420P	21-201DK	1-4000	21-474P	21-203DK	1-4000	21-510P	21-203DK	1-4000
21-422B	21-201DK	1-4000	21-474R	21-203DK	1-4000	21-511C	21-201DK	1-4000
21-422C	21-201DK	1-4000	21-475B	21-202DK	1-4000	21-511P	21-201DK	1-4000
21-422P	21-201DK	1-4000	21-475C	21-202DK	1-4000	21-513B	21-2110DK	1-4000
21-422R	21-201DK	1-4000	21-475P	21-202DK	1-4000	21-513C	21-2110DK	1-4000
21-424C	21-201DK	1-4000	21-477C	21-2038DK	1-4001	21-513P	21-2110DK	1-4000

Intake System Spare Filters and Wraps

Intake System	Spare Filter	Filter Wrap	Intake System	Spare Filter	Filter Wrap	Intake System	Spare Filter	Filter Wrap
21-514B	21-2110DK	1-4000	21-630C	21-201DK	1-4000	21-730C	21-2147DK	1-4007
21-514C	21-2110DK	1-4000	21-630P	21-201DK	1-4000	21-731C	21-2011DK	
21-514P	21-2110DK	1-4000	21-630R	21-201DK	1-4000	21-731P	21-2011DK	
21-514R	21-2110DK	1-4000	21-631C	21-200DK	1-4000	21-734C	21-2127DK	
21-515C	21-202DK	1-4000	21-632C	21-201DK	1-4000	21-735WB	21-2029D	
21-515P	21-202DK	1-4000	21-632P	21-201DK	1-4000	21-735WR	21-2029D	
21-518B	21-202DK	1-4000	21-640C	21-203DK	1-4000	21-737WR	21-202DK	1-4000
21-518C	21-202DK	1-4000	21-640P	21-203DK	1-4000	21-740C	21-2148D-HK	
21-518P	21-202DK	1-4000	21-641B	21-203DK	1-4000	21-742C	21-202DK	1-4000
21-518R	21-202DK	1-4000	21-641C	21-203DK	1-4000	21-744C	21-202DK	1-4000
21-520B	21-203DK	1-4000	21-641P	21-203DK	1-4000	21-747C	21-2027DK	
21-520C	21-203DK	1-4000	21-641R	21-203DK	1-4000	21-748C	21-2127DK	
21-520P	21-203DK	1-4000	21-642C	21-2029DK	1-4001	21-750	21-2113DK	1-4007
21-520R	21-203DK	1-4000	21-642P	21-2029DK	1-4001	21-755C	21-2148DK	
21-521B	21-203DK	1-4000	21-672P	21-203DK	1-4000	21-8000DC	21-2100DK	1-4003
21-521C	21-203DK	1-4000	21-677C	21-202DK	1-4000	21-8000DP	21-2100DK	1-4003
21-521P	21-203DK	1-4000	21-677P	21-202DK	1-4000	21-8001DC	21-2059DK	1-4001
21-521R	21-203DK	1-4000	21-678C	21-203DK	1-4000	21-8001DP	21-2059DK	1-4001
21-522B	21-202DK	1-4000	21-681C	21-202DK	1-4000	21-8005DC	21-2049DK	1-4001
21-522C	21-202DK	1-4000	21-682C	21-2113DK	1-4007	21-8005DP	21-2049DK	1-4001
21-522P	21-202DK	1-4000	21-682P	21-2113DK	1-4007	21-8009DC	21-2039DK	1-4001
21-532B	21-203DK	1-4000	21-683C	21-2113DK	1-4007	21-8009DP	21-2039DK	1-4001
21-532C	21-203DK	1-4000	21-683P	21-2113DK	1-4007	21-8011DC	21-2049DK	1-4001
21-532P	21-203DK	1-4000	21-685C	21-203DK	1-4000	21-8011DP	21-2049DK	1-4001
21-532R	21-203DK	1-4000	21-685P	21-203DK	1-4000	21-8012DC	21-2099DK	1-4003
21-533C	21-202DK	1-4000	21-686C	21-201DK	1-4000	21-8012DP	21-2099DK	1-4003
21-533P	21-202DK	1-4000	21-686P	21-201DK	1-4000	21-8013DC	21-2049DK	1-4001
21-536P	21-202DK	1-4000	21-687C	21-2047DK	1-4007	21-8013DP	21-2049DK	1-4001
21-537C	21-201DK	1-4000	21-687P	21-2047DK	1-4007	21-8014DC	21-2059DK	1-4001
21-537P	21-201DK	1-4000	21-690C	21-2113DK	1-4007	21-8014DP	21-2059DK	1-4001
21-544B	21-203DK	1-4000	21-690P	21-2113DK	1-4007	21-8016DC	21-205DK	1-4000
21-544C	21-203DK	1-4000	21-691C	21-203DOSK	1-4000	21-8016DP	21-205DK	1-4000
21-544P	21-203DK	1-4000	21-691P	21-203DOSK	1-4000	21-8017DC	21-2049DK	1-4001
21-544R	21-203DK	1-4000	21-696C	21-2147DK	1-4007	21-8017DP	21-2049DK	1-4001
21-545B	21-202DK	1-4000	21-696P	21-2147DK	1-4007	21-8018DC	21-2039DK	1-4001
21-545C	21-202DK	1-4000	21-697C	21-203DK	1-4000	21-8018DP	21-2039DK	1-4001
21-545P	21-202DK	1-4000	21-697P	21-203DK	1-4000	21-8019DC	21-2039DK	1-4001
21-545R	21-202DK	1-4000	21-698C	21-2031D-HK		21-8019DP	21-2039DK	1-4001
21-546C	21-202DK	1-4000	21-699C	21-2027D-HK	1-4007	21-8020DC	21-205DK	1-4000
21-546P	21-202DK	1-4000	21-700C	21-201DK	1-4000	21-8020DP	21-205DK	1-4000
21-547B	21-203DK	1-4000	21-700P	21-201DK	1-4000	21-8023DC	21-2099DK	1-4003
21-547C	21-203DK	1-4000	21-702C	21-2011DK		21-8023DP	21-2099DK	1-4003
21-547P	21-203DK	1-4000	21-702P	21-2011DK		21-8026DC	21-2100DK	1-4003
21-547R	21-203DK	1-4000	21-703C	21-2011DK		21-8026DP	21-2100DK	1-4003
21-548B	21-203DK	1-4000	21-703P	21-2011DK		21-8027DC	Original Airbox	
21-548C	21-203DK	1-4000	21-712C	21-2110DK	1-4000	21-8027DP	Original Airbox	
21-548P	21-203DK	1-4000	21-712P	21-2110DK	1-4000	21-8031DC	21-2277DK	
21-548R	21-203DK	1-4000	21-713C	21-203D	1-4000	21-8033DC	21-2075DK	
21-549C	21-2110DK	1-4000	21-713P	21-203D	1-4000	21-8100DC	21-2059DK	1-4001
21-549P	21-2110DK	1-4000	21-714C	21-2011DK		21-8100DP	21-2059DK	1-4001
21-550C	21-201DK	1-4000	21-714P	21-2011DK		21-8103DC	21-209ED-HK	
21-550P	21-201DK	1-4000	21-717C	21-202DOSK	1-4000	21-8103DP	21-209ED-HK	
21-563B	21-202DK	1-4000	21-717P	21-202DOSK	1-4000	21-8104DC	21-2059DK	1-4001
21-563C	21-202DK	1-4000	21-718C	21-202DOSK	1-4000	21-8104DP	21-2059DK	1-4001
21-563P	21-202DK	1-4000	21-718P	21-202DOSK	1-4000	21-8105DC	21-2049DK	1-4001
21-563R	21-202DK	1-4000	21-721C	21-2037D-HK		21-8105DP	21-2049DK	1-4001
21-564B	21-202DK	1-4000	21-722C	21-203DK	1-4000	21-8106DC	21-2049DK	1-4001
21-564C	21-202DK	1-4000	21-722P	21-203DK	1-4000	21-8106DP	21-2049DK	1-4001
21-564P	21-202DK	1-4000	21-728C	21-2047DK	1-4007	21-8107DC	21-2049DK	1-4001
21-564R	21-202DK	1-4000	21-728P	21-2047DK	1-4007	21-8107DP	21-2049DK	1-4001
21-567C	21-200DK	1-4000	21-729C	21-203DK	1-4000	21-8108DC	21-209EDK	1-4002
21-567P	21-200DK	1-4000	21-729P	21-203DK	1-4000	21-8108DP	21-209EDK	1-4002

Intake System Spare Filters and Wraps

Intake System	Spare Filter	Filter Wrap	Intake System	Spare Filter	Filter Wrap	Intake System	Spare Filter	Filter Wrap
21-8109DC	21-209EDK	1-4002	21-8303DP	21-2039DK	1-4001	22-405B	21-202DK	1-4000
21-8109DP	21-209EDK	1-4002	21-8304DC	21-2049DK	1-4001	22-405P	21-202DK	1-4000
21-8110DC	21-2059DK	1-4001	21-8304DP	21-2049DK	1-4001	22-405R	21-202DK	1-4000
21-8110DP	21-2059DK	1-4001	21-8305DC	21-2039DK	1-4001	22-406B	21-202DK	1-4000
21-8111DC	21-2028DK	1-4001	21-8305DP	21-2039DK	1-4001	22-406P	21-202DK	1-4000
21-8111DP	21-2028DK	1-4001	21-8306DC	21-2049DK	1-4001	22-406R	21-202DK	1-4000
21-8112DC	21-2109DK	1-4001	21-8306DP	21-2049DK	1-4001	22-407B	21-201DK	1-4000
21-8112DP	21-2109DK	1-4001	21-8308DC	21-2029DK	1-4001	22-407P	21-201DK	1-4000
21-8114DC	21-3059DK	1-4001	21-8308DP	21-2029DK	1-4001	22-407R	21-201DK	1-4000
21-8114DP	21-3059DK	1-4001	21-8309DC	21-2039DK	1-4001	22-408B	21-201DK	1-4000
21-8115DC	21-2109DK	1-4001	21-8309DP	21-2039DK	1-4001	22-408P	21-201DK	1-4000
21-8115DP	21-2109DK	1-4001	21-8310DC	21-2049DK	1-4001	22-408R	21-201DK	1-4000
21-8117DC	21-2049DK	1-4001	21-8310DP	21-2049DK	1-4001	22-413B	21-201DK	1-4000
21-8117DP	21-2049DK	1-4001	21-8311DC	21-2039DK	1-4001	22-413P	21-201DK	1-4000
21-8119DC	21-2099DK	1-4003	21-8311DP	21-2039DK	1-4001	22-413R	21-201DK	1-4000
21-8119DP	21-2099DK	1-4003	21-8314DC	21-2109DK	1-4001	22-415B	21-201DK	1-4000
21-8126DS	21-2288DK		21-8314DP	21-2109DK	1-4001	22-415P	21-201DK	1-4000
21-8129DC	21-210EDK		21-8315DC	21-2029DK	1-4001	22-415R	21-201DK	1-4000
21-8200DC	21-2059DK	1-4001	21-8315DP	21-2029DK	1-4001	22-416B	21-202DK	1-4000
21-8200DP	21-2059DK	1-4001	21-8317DC	21-2047D-HK		22-416P	21-202DK	1-4000
21-8202DC	21-2059DK	1-4001	21-8401DC	21-2039DK	1-4001	22-416R	21-202DK	1-4000
21-8202DP	21-2059DK	1-4001	21-8401DP	21-2039DK	1-4001	22-417B	21-202DK	1-4000
21-8203DC	21-2049DK	1-4001	21-8402DC	21-202DK	1-4000	22-417P	21-202DK	1-4000
21-8203DP	21-2049DK	1-4001	21-8402DP	21-202DK	1-4000	22-417R	21-202DK	1-4000
21-8204DC	21-2059DK	1-4001	21-8500DC	21-203D-HK	1-4000	22-425B	21-203DK	1-4000
21-8204DP	21-2059DK	1-4001	21-8500DP	21-203D-HK	1-4000	22-425P	21-203DK	1-4000
21-8205DC	21-2059DK	1-4001	21-8502DC	21-2109DK	1-4001	22-425R	21-203DK	1-4000
21-8205DP	21-2059DK	1-4001	21-8502DP	21-2109DK	1-4001	22-427B	21-203DK	1-4000
21-8207DC	21-2049DK	1-4001	21-8504DC	21-2109DK	1-4001	22-427P	21-203DK	1-4000
21-8208DC	21-204DK	1-4000	21-8504DP	21-2109DK	1-4001	22-427R	21-203DK	1-4000
21-8208DP	21-204DK	1-4000	21-8600DC	21-2109DK	1-4001	22-430B	21-201DK	1-4000
21-8209DC	21-204DK	1-4000	21-8600DP	21-2109DK	1-4001	22-430P	21-201DK	1-4000
21-8209DP	21-204DK	1-4000	21-9021DC	21-2259DK	1-4004	22-430R	21-201DK	1-4000
21-8211DC	21-3059DK	1-4001	21-9021DP	21-2259DK	1-4004	22-432B	21-202DK	1-4000
21-8211DP	21-3059DK	1-4001	21-9022DC	21-2259DK	1-4004	22-432P	21-202DK	1-4000
21-8212DC	21-2049DK	1-4001	21-9022DP	21-2259DK	1-4004	22-432R	21-202DK	1-4000
21-8212DP	21-2049DK	1-4001	21-9032DS	21-2258DK		22-433B	21-202DK	1-4000
21-8213DC	21-203DK	1-4000	21-9033DS	21-2258DK		22-433P	21-202DK	1-4000
21-8213DP	21-203DK	1-4000	21-9034DS	21-2258DK		22-433R	21-202DK	1-4000
21-8214DC	21-2049DK	1-4001	21-9113DC	21-2259DK	1-4004	22-435B	21-209DK	1-4002
21-8214DP	21-2049DK	1-4001	21-9113DP	21-2259DK	1-4004	22-435P	21-209DK	1-4002
21-8216DC	21-2049DK	1-4001	21-9124DS	21-2288DK		22-435R	21-209DK	1-4002
21-8216DP	21-2049DK	1-4001	21-9210DC	21-2259DK	1-4004	22-436B	21-201DK	1-4000
21-8217DC	21-202DK	1-4000	21-9210DP	21-2259DK	1-4004	22-436P	21-201DK	1-4000
21-8217DP	21-202DK	1-4000	21-9211DC	21-2259DK	1-4004	22-436R	21-201DK	1-4000
21-8218DC	21-2039DK	1-4001	21-9211DP	21-2259DK	1-4004	22-440B	21-203DK	1-4000
21-8218DP	21-2039DK	1-4001	21-9221DS	21-2279DK	1-4004	22-440P	21-203DK	1-4000
21-8219DC	21-209EDK	1-4002	22-400B	21-201DK	1-4000	22-440R	21-203DK	1-4000
21-8219DP	21-209EDK	1-4002	22-400P	21-201DK	1-4000	22-441B	21-202DK	1-4000
21-8220DC	21-2109DK	1-4001	22-400R	21-201DK	1-4000	22-441P	21-202DK	1-4000
21-8220DP	21-2109DK	1-4001	22-401B	21-201DK	1-4000	22-441R	21-202DK	1-4000
21-8222DC	21-2259DK	1-4004	22-401P	21-201DK	1-4000	22-445B	21-202DK	1-4000
21-8222DP	21-2259DK	1-4004	22-401R	21-201DK	1-4000	22-445P	21-202DK	1-4000
21-8223DC	21-2147DK	1-4007	22-402B	21-202DK	1-4000	22-445R	21-202DK	1-4000
21-8223DP	21-2147DK	1-4007	22-402P	21-202DK	1-4000	22-446B	21-202DK	1-4000
21-8228DC	21-2259DK	1-4004	22-402R	21-202DK	1-4000	22-446P	21-202DK	1-4000
21-8228DP	21-2259DK	1-4004	22-403B	21-202DK	1-4000	22-446R	21-202DK	1-4000
21-8301DC	21-2039DK	1-4001	22-403P	21-202DK	1-4000	22-450B	21-201DK	1-4000
21-8301DP	21-2039DK	1-4001	22-403R	21-202DK	1-4000	22-450P	21-201DK	1-4000
21-8302DC	21-2049DK	1-4001	22-404B	21-202DK	1-4000	22-450R	21-201DK	1-4000
21-8302DP	21-2049DK	1-4001	22-404P	21-202DK	1-4000	22-451B	21-202DK	1-4000
21-8303DC	21-2039DK	1-4001	22-404R	21-202DK	1-4000	22-451P	21-202DK	1-4000

Intake System Spare Filters and Wraps

Intake System	Spare Filter	Filter Wrap	Intake System	Spare Filter	Filter Wrap
22-451R	21-202DK	1-4000	22-544P	21-203DK	1-4000
22-454B	21-203DK	1-4000	22-544R	21-203DK	1-4000
22-454P	21-203DK	1-4000	22-547B	21-2110DK	1-4000
22-454R	21-203DK	1-4000	22-547P	21-2110DK	1-4000
22-463B	21-203DK	1-4000	22-547R	21-2110DK	1-4000
22-463P	21-203DK	1-4000	22-630B	21-201D-HK	
22-463R	21-203DK	1-4000	22-630P	21-201D-HK	
22-464B	21-203DK	1-4000	22-630R	21-201D-HK	
22-464P	21-203DK	1-4000	22-631B	21-200DK	1-4000
22-464R	21-203DK	1-4000	22-631P	21-200DK	1-4000
22-469B	21-202DK	1-4000	22-631R	21-200DK	1-4000
22-469P	21-202DK	1-4000	22-633B	21-2110DK	1-4000
22-469R	21-202DK	1-4000	22-633P	21-2110DK	1-4000
22-470B	21-202DK	1-4000	22-633R	21-2110DK	1-4000
22-470P	21-202DK	1-4000	22-670P	21-204DK	1-4000
22-470R	21-202DK	1-4000	22-670R	21-204DK	1-4000
22-474B	21-202DK	1-4000	22-672P	21-203DK	1-4000
22-474P	21-202DK	1-4000	22-679C	28-20434	
22-474R	21-202DK	1-4000	22-680C	28-20387	
22-480B	21-202DK	1-4000	22-681C	28-20281	
22-480P	21-202DK	1-4000	22-682C	28-20281	
22-480R	21-202DK	1-4000	22-683C	28-20434	
22-481B	21-203DK	1-4000	22-684C	28-20431	
22-481P	21-203DK	1-4000	22-686C	28-20431	
22-481R	21-203DK	1-4000	22-687C	28-50029	
22-482B	21-202DK	1-4000	24-6001C	21-204DK	1-4000
22-482P	21-202DK	1-4000	24-6003C	21-205DK	1-4000
22-482R	21-202DK	1-4000	24-6004C	21-205DK	1-4000
22-483B	21-202DK	1-4000	24-6005C	21-205DK	1-4000
22-483P	21-202DK	1-4000	24-6008C	21-203DK	1-4000
22-483R	21-202DK	1-4000	24-6013C	21-204DK	1-4000
22-484B	21-202DK	1-4000	24-6014C	21-204DK	1-4000
22-484P	21-202DK	1-4000	24-6015C	21-204DK	1-4000
22-484R	21-202DK	1-4000	24-6016C	21-204DK	1-4000
22-489B	21-202D-HK	1-4000	24-6017C	21-205DK	1-4000
22-489P	21-202D-HK	1-4000	24-6030C	21-204DK	1-4000
22-501B	21-202DK	1-4000	24-6032C	21-204DK	1-4000
22-501P	21-202DK	1-4000	24-6033C	21-204DK	1-4000
22-501R	21-202DK	1-4000	24-6100C	21-204DK	1-4000
22-503B	21-202DK	1-4000	24-6102C	21-204DK	1-4000
22-503P	21-202DK	1-4000	24-6104C	21-204DK	1-4000
22-503R	21-202DK	1-4000	24-6105C	21-204DK	1-4000
22-505B	21-203DK	1-4000	24-6106C	21-204DK	1-4000
22-505P	21-203DK	1-4000	24-6108C	21-204DK	1-4000
22-505R	21-203DK	1-4000	24-6110C	21-205DK	1-4000
22-506B	21-203DK	1-4000	26-2100C		
22-506P	21-203DK	1-4000	41-1001C	21-202DOSK	1-4000
22-506R	21-203DK	1-4000	41-1001P	21-202DOSK	1-4000
22-508B	21-201DK	1-4000	41-1002C	21-202DOSK	1-4000
22-508P	21-201DK	1-4000	41-1002P	21-202DOSK	1-4000
22-508R	21-201DK	1-4000	41-1101C	21-2257DK	
22-511B	21-201DK	1-4000	41-1101P	21-2257DK	
22-511P	21-201DK	1-4000	41-1408DS	21-203DK	1-4000
22-511R	21-201DK	1-4000			
22-512B	21-203DK	1-4000			
22-512P	21-203DK	1-4000			
22-512R	21-203DK	1-4000			
22-516B	21-202DK	1-4000			
22-516P	21-202DK	1-4000			
22-516R	21-202DK	1-4000			
22-521	21-203DK	1-4000			
22-544B	21-203DK	1-4000			



DRYFLOW® REPLACEMENT AIR FILTERS

ACURA

Vehicle	Engine Type	Air Filter
2017 ACURA		
MDX	3.5L V6 F/I	28-50041
2016 ACURA		
MDX	3.5L V6 F/I	28-50041
2015 ACURA		
ILX	2.0L L4 F/I	28-20468
2014 ACURA		
ILX	2.0L L4 F/I	28-20468
2013 ACURA		
ILX	2.0L L4 F/I	28-20468
2008 ACURA		
TSX	2.4L L4 F/I	28-20276
2007 ACURA		
TSX	2.4L L4 F/I	28-20276
2006 ACURA		
TSX	2.4L L4 F/I	28-20276
2005 ACURA		
TSX	2.4L L4 F/I	28-20276 ♦
2004 ACURA		
TSX	2.4L L4 F/I	28-20276 ♦
2017 AUDI		
Q3	2.0L L4 DSL	28-20865
Q3	2.0L L4 F/I	28-20865
Q3 Quattro	2.0L L4 DSL	28-20865
Q3 Quattro	2.0L L4 F/I	28-20865
Q5	2.0L L4 F/I	28-20945
2016 AUDI		
A4	2.0L L4 F/I	28-20945 ♦
A4 Quattro	2.0L L4 F/I	28-20945
A5	1.8L L4 F/I	28-20945
A5	2.0L L4 DSL - Exc. 190BHP	28-20945
A5	2.0L L4 F/I	28-20945 ♦
A5 Quattro	2.0L L4 F/I	28-20945
allroad	2.0L L4 F/I	28-20945
Q3	2.0L L4 DSL	28-20865
Q3	2.0L L4 F/I	28-20865
Q3 Quattro	2.0L L4 F/I	28-20865
Q5	2.0L L4 DSL - Exc. 190BHP	28-20945
Q5	2.0L L4 F/I	28-20945
2015 AUDI		
A4	1.8L L4 F/I	28-20945
A4	2.0L L4 DSL - Exc. 190BHP	28-20945
A4	2.0L L4 F/I	28-20945 ♦
A4 Quattro	2.0L L4 F/I	28-20945
A5	1.8L L4 F/I	28-20945
A5	2.0L L4 DSL - Exc. 190BHP	28-20945
A5	2.0L L4 F/I	28-20945 ♦
A5 Quattro	2.0L L4 F/I	28-20945
allroad	2.0L L4 F/I	28-20945
Q3	2.0L L4 DSL	28-20865
Q3	2.0L L4 F/I	28-20865
Q3 Quattro	2.0L L4 F/I	28-20865
Q5	2.0L L4 DSL - Exc. 190BHP	28-20945
Q5	2.0L L4 F/I	28-20945
2014 AUDI		
A4	1.8L L4 F/I	28-20945
A4	2.0L L4 DSL	28-20945
A4	2.0L L4 F/I	28-20945 ♦

Vehicle	Engine Type	Air Filter
2014 AUDI		
A4 allroad	2.0L L4 F/I	28-20945
A4 Quattro	2.0L L4 F/I	28-20945
A5	1.8L L4 F/I	28-20945
A5	2.0L L4 DSL - Exc. 190BHP	28-20945
A5	2.0L L4 F/I	28-20945 ♦
A5 Quattro	2.0L L4 DSL - Exc. 190BHP	28-20945
A5 Quattro	2.0L L4 F/I	28-20945
allroad	2.0L L4 F/I	28-20945
Q3	2.0L L4 DSL	28-20865
Q3	2.0L L4 F/I	28-20865
Q5	2.0L L4 DSL - Exc. 190BHP	28-20945
Q5	2.0L L4 F/I	28-20945
Q7	3.0L V6 DSL	28-20857
Q7	3.0L V6 F/I	28-20857
TT	1.8L L4 F/I	28-20865
TT	2.0L L4 DSL	28-20865
TT	2.0L L4 F/I	28-20865
TT Quattro	1.8L L4 F/I	28-20865
TT Quattro	2.0L L4 F/I	28-20865
2013 AUDI		
A3	2.0L L4 DSL - US	28-20865
A3	2.0L L4 F/I - US	28-20865
A3 Quattro	2.0L L4 F/I - US	28-20865
A4	1.8L L4 F/I	28-20945
A4	2.0L L4 DSL	28-20945
A4	2.0L L4 F/I	28-20945
A4	2.0L L4 F/I	28-20945 ♦
A4 allroad	2.0L L4 F/I	28-20945
A4 Quattro	2.0L L4 F/I	28-20945
A5	1.8L L4 F/I	28-20945
A5	2.0L L4 DSL - From 9/13, Exc. 190BHP	28-20945
A5	2.0L L4 F/I	28-20945
A5 Quattro	2.0L L4 DSL - From 9/13, Exc. 190BHP	28-20945
A5 Quattro	2.0L L4 F/I	28-20945
allroad	2.0L L4 F/I	28-20945
Q3	2.0L L4 DSL	28-20865
Q3	2.0L L4 F/I	28-20865
Q5	2.0L L4 DSL	28-20945
Q5	2.0L L4 F/I	28-20945
Q7	3.0L V6 DSL	28-20857
Q7	3.0L V6 F/I	28-20857
TT	1.8L L4 F/I	28-20865
TT	2.0L L4 F/I	28-20865
TT Quattro	2.0L L4 F/I - Non-US	28-20865
2012 AUDI		
A3	1.6L L4 DSL	28-20865
A3	1.8L L4 F/I	28-20865
A3	2.0L L4 DSL	28-20865
A3	2.0L L4 F/I	28-20865
A3 Quattro	2.0L L4 F/I	28-20865
A4	1.8L L4 F/I	28-20945
A4	2.0L L4 DSL	28-20945
A4	2.0L L4 F/I	28-20945
A4 Quattro	2.0L L4 F/I	28-20945
A5	1.8L L4 F/I	28-20945
A5	2.0L L4 DSL	28-20945
A5	2.0L L4 F/I	28-20945
A5 Quattro	2.0L L4 F/I	28-20945
Q3	2.0L L4 DSL	28-20865
Q3	2.0L L4 F/I	28-20865
Q5	2.0L L4 DSL	28-20945

*Indicates 2 filters required ♦ Intake system available - see page 26



Vehicle	Engine Type	Air Filter	Vehicle	Engine Type	Air Filter
2012 AUDI			2009 AUDI		
Q5	2.0L L4 F/I	28-20945	A3	2.0L L4 DSL	28-20865
Q7	3.0L V6 DSL	28-20857	A3	2.0L L4 F/I	28-20865
Q7	3.0L V6 F/I	28-20857	A3 Quattro	2.0L L4 F/I	28-20865
TT	1.8L L4 F/I	28-20865	A4	1.8L L4 F/I	28-20945
TT	2.0L L4 DSL	28-20865	A4	2.0L L4 DSL	28-20945
TT	2.0L L4 F/I	28-20865	A4	2.0L L4 F/I	28-20945
TT Quattro	2.0L L4 F/I	28-20865	A4 Cabriolet	2.0L L4 F/I	28-20209
2011 AUDI			A4 Quattro	2.0L L4 F/I	28-20945
A3	1.6L L4 DSL	28-20865	A4 Quattro Cabriolet	2.0L L4 F/I	28-20209
A3	1.8L L4 F/I	28-20865	A4 Quattro Cabriolet	3.2L V6 F/I	28-20209
A3	2.0L L4 DSL	28-20865	A5	1.8L L4 F/I	28-20945
A3	2.0L L4 F/I	28-20865	A5	2.0L L4 DSL	28-20945
A3 Quattro	2.0L L4 F/I	28-20865	A5	2.0L L4 F/I	28-20945
A4	1.8L L4 F/I	28-20945	Q5	2.0L L4 DSL	28-20945
A4	2.0L L4 DSL	28-20945	Q5	2.0L L4 F/I	28-20945
A4	2.0L L4 F/I	28-20945	Q7	3.0L V6 DSL	28-20857
A4 Quattro	2.0L L4 F/I	28-20945	Q7	3.6L V6 F/I	28-20857
A5	1.8L L4 F/I	28-20945	RS4	4.2L V8 F/I - US	28-20209
A5	2.0L L4 DSL	28-20945	S3	2.0L L4 F/I	28-20888
A5	2.0L L4 F/I	28-20945	S4	4.2L V8 F/I - US	28-20209
A5 Quattro	2.0L L4 F/I	28-20945	TT	1.8L L4 F/I	28-20865
Q3	2.0L L4 F/I	28-20865	TT	2.0L L4 DSL	28-20865
Q5	2.0L L4 DSL	28-20945	TT	2.0L L4 F/I	28-20888
Q5	2.0L L4 F/I	28-20945	TT Quattro	2.0L L4 F/I	28-20865
Q7	3.0L V6 DSL	28-20857	2008 AUDI		
Q7	3.0L V6 F/I	28-20857	A3	1.8L L4 F/I	28-20865
S3	2.0L L4 F/I	28-20888	A3	1.9L L4 DSL	28-20865
TT	1.8L L4 F/I	28-20865	A3	2.0L L4 DSL	28-20865
TT	2.0L L4 DSL	28-20865	A3	2.0L L4 F/I - Non-US, Turbo	28-20888
TT	2.0L L4 F/I	28-20865	A3	2.0L L4 F/I - US	28-20888 ♦
TT Quattro	2.0L L4 F/I	28-20865	A3 Quattro	2.0L L4 F/I - Turbo	28-20888
2010 AUDI			A4	1.8L L4 F/I	28-20945
A3	1.6L L4 DSL	28-20865	A4	2.0L L4 DSL	28-20945
A3	1.8L L4 F/I	28-20865	A4	2.0L L4 F/I - US	28-20209 ♦
A3	1.9L L4 DSL	28-20865	A4	2.4L V6 F/I	28-20209
A3	2.0L L4 DSL	28-20865	A4	3.0L V6 F/I	28-20209
A3	2.0L L4 F/I	28-20865	A4	3.2L V6 F/I	28-20209
A3 Quattro	2.0L L4 F/I	28-20865	A4 Quattro	2.0L L4 F/I - US	28-20209
A4	1.8L L4 F/I	28-20945	A4 Quattro	3.2L V6 F/I - US	28-20209
A4	2.0L L4 DSL	28-20945	Q5	2.0L L4 DSL	28-20945
A4	2.0L L4 F/I	28-20945	Q5	2.0L L4 F/I	28-20945
A4 Cabriolet	2.0L L4 F/I	28-20209	Q7	3.0L V6 DSL	28-20857
A4 Quattro	2.0L L4 F/I	28-20945	Q7	3.6L V6 F/I	28-20857
A4 Quattro Cabriolet	2.0L L4 F/I	28-20945	Q7	4.2L V8 F/I	28-20857
A5	1.8L L4 F/I	28-20945	RS4	4.2L V8 F/I	28-20209
A5	2.0L L4 DSL	28-20945	S4	4.2L V8 F/I	28-20209
A5	2.0L L4 F/I - Non-US	28-20945	TT	1.8L L4 F/I	28-20865
Q5	2.0L L4 DSL	28-20945	TT	2.0L L4 DSL	28-20865
Q5	2.0L L4 F/I	28-20945	TT	2.0L L4 F/I	28-20888
Q7	3.0L V6 DSL	28-20857	2007 AUDI		
Q7	3.0L V6 F/I	28-20857	A3	1.8L L4 F/I	28-20865
Q7	3.6L V6 F/I	28-20857	A3	1.9L L4 DSL	28-20865
Q7	4.2L V8 F/I	28-20857	A3	2.0L L4 DSL	28-20865
S3	2.0L L4 F/I	28-20888	A3	2.0L L4 F/I - Turbo	28-20888
TT	1.8L L4 F/I	28-20865			28-20888 ♦
TT	2.0L L4 DSL	28-20865	A3 Quattro	2.0L L4 F/I - Turbo	28-20888
TT	2.0L L4 F/I	28-20865	A4	1.6L L4 F/I	28-20209
TT Quattro	2.0L L4 F/I	28-20865	A4	1.8L L4 F/I - 163BHP	28-20209
2009 AUDI			A4	1.8L L4 F/I - Exc. 163BHP	28-20945
A3	1.6L L4 DSL	28-20865	A4	1.9L L4 DSL	28-20209
A3	1.8L L4 F/I	28-20865	A4	2.0L L4 DSL	28-20209
A3	1.9L L4 DSL	28-20865	A4	2.0L L4 F/I	28-20209 ♦

*Indicates 2 filters required ♦ Intake system available - see page 26



DRYFLOW® REPLACEMENT AIR FILTERS

AUDI

Vehicle	Engine Type	Air Filter	Vehicle	Engine Type	Air Filter
2007 AUDI			2005 AUDI		
A4	2.4L V6 F/I	28-20209	A6	2.0L L4 F/I - 130BHP	28-20125
A4	2.7L V6 DSL	28-20209	Allroad Quattro	2.5L V6 DSL	28-20125
A4	3.0L V6 DSL	28-20209	Allroad Quattro	2.7L V6 F/I	28-20125
A4	3.0L V6 F/I	28-20209	Allroad Quattro	4.2L V8 F/I	28-20125
A4	3.2L V6 F/I	28-20209	RS4	4.2L V8 F/I	28-20209
A4 Quattro	2.0L L4 F/I	28-20209	S4	4.2L V8 F/I	28-20209
A4 Quattro	3.2L V6 F/I	28-20209	TT	1.8L L4 F/I	28-20128
Q7	3.0L V6 DSL	28-20857	TT Quattro	1.8L L4 F/I	28-20128
Q7	3.6L V6 F/I	28-20857	TT Quattro	3.2L V6 F/I - Non-US	28-20128
RS4	4.2L V8 F/I	28-20209	TT Quattro	3.2L V6 F/I - US	28-20857
S4	4.2L V8 F/I	28-20209	2004 AUDI		
TT	1.8L L4 F/I	28-20128	A3	1.9L L4 DSL	28-20865
TT	2.0L L4 F/I	28-20888	A3	2.0L L4 DSL	28-20865
TT Quattro	3.2L V6 F/I - US	28-20857	A3	2.0L L4 F/I - Turbo	28-20888
2006 AUDI			A3 Quattro	2.0L L4 F/I - Turbo	28-20888
A3	1.8L L4 F/I	28-20865	A4	1.6L L4 F/I	28-20209
A3	1.9L L4 DSL	28-20865	A4	1.8L L4 F/I	28-20209
A3	2.0L L4 DSL	28-20865	A4	1.9L L4 DSL	28-20209
A3	2.0L L4 F/I - Turbo	28-20888	A4	2.0L L4 DSL	28-20209
		28-20888 ♦	A4	2.0L L4 F/I	28-20209
A3 Quattro	2.0L L4 F/I - Turbo	28-20888	A4	2.4L V6 F/I	28-20209
A4	1.6L L4 F/I	28-20209	A4	2.5L V6 DSL	28-20209
A4	1.8L L4 F/I	28-20209	A4	3.0L V6 DSL	28-20209
A4	1.9L L4 DSL	28-20209	A4	3.0L V6 F/I	28-20209
A4	2.0L L4 DSL	28-20209	A4 Quattro	1.8L L4 F/I	28-20209
A4	2.0L L4 F/I	28-20209 ♦	A4 Quattro	3.0L V6 F/I	28-20209
A4	2.4L V6 F/I	28-20209	A6	1.8L L4 F/I	28-20125
A4	2.7L V6 DSL	28-20209	A6	1.9L L4 DSL	28-20125
A4	3.0L V6 DSL	28-20209	A6	2.0L L4 F/I	28-20125
A4	3.2L V6 F/I	28-20209	A6	2.4L V6 F/I	28-20125
A4 Quattro	2.0L L4 F/I	28-20209	A6	2.5L V6 DSL	28-20125
A4 Quattro	3.0L V6 F/I	28-20209	A6	2.7L V6 F/I	28-20125
A4 Quattro	3.2L V6 F/I	28-20209	A6	2.8L V6 F/I	28-20125
Q7	3.0L V6 DSL	28-20857	A6	3.0L V6 F/I - US	28-20125
Q7	3.6L V6 F/I	28-20857	A6 Quattro	2.7L V6 F/I	28-20125
RS4	4.2L V8 F/I	28-20209	A6 Quattro	3.0L V6 F/I	28-20125
S4	4.2L V8 F/I	28-20209	A6 Quattro	4.2L V8 F/I - Non-US	28-20125
TT	1.8L L4 F/I	28-20128	A6 Quattro	4.2L V8 F/I - US	28-20125
TT	2.0L L4 F/I	28-20888	Allroad Quattro	2.5L V6 DSL	28-20125
TT Quattro	1.8L L4 F/I	28-20128	Allroad Quattro	2.7L V6 F/I	28-20125
TT Quattro	3.2L V6 F/I - Non-US, BHE Eng.	28-20128	Allroad Quattro	4.2L V8 F/I	28-20125
TT Quattro	3.2L V6 F/I - US	28-20857	Cabriolet	3.0L V6 F/I	28-20209
2005 AUDI			Quattro	1.8L L4 F/I	28-20209
A3	1.9L L4 DSL	28-20865	Quattro	3.0L V6 F/I	28-20209
A3	2.0L L4 DSL	28-20865	S4	4.2L V8 F/I	28-20209
A3	2.0L L4 F/I - Turbo	28-20888	S6	4.2L V8 F/I	28-20125
A3 Quattro	2.0L L4 F/I - Turbo	28-20888	TT	1.8L L4 F/I	28-20128
A4	1.6L L4 F/I	28-20209	TT Quattro	1.8L L4 F/I	28-20128
A4	1.8L L4 F/I	28-20209	TT Quattro	3.2L V6 F/I	28-20128
A4	1.9L L4 DSL	28-20209	2003 AUDI		
A4	2.0L L4 DSL	28-20209	A3	1.6L L4 F/I - to 5/03	28-20128
A4	2.0L L4 F/I	28-20209 ♦	A3	1.8L L4 F/I	28-20128
A4	2.4L V6 F/I	28-20209	A3	1.9L L4 DSL - from 5/03	28-20865
A4	2.5L V6 DSL	28-20209	A3	1.9L L4 DSL - to 4/03	28-20128
A4	2.7L V6 DSL	28-20209	A3	2.0L L4 DSL	28-20865
A4	3.0L V6 DSL	28-20209	A4	1.6L L4 F/I	28-20209
A4	3.0L V6 F/I	28-20209	A4	1.8L L4 F/I	28-20209
A4	3.2L V6 F/I	28-20209	A4	1.9L L4 DSL	28-20209
A4 Quattro	1.8L L4 F/I	28-20209	A4	2.0L L4 F/I	28-20209
A4 Quattro	2.0L L4 F/I	28-20209	A4	2.4L V6 F/I	28-20209
A4 Quattro	3.0L V6 F/I	28-20209	A4	2.5L V6 DSL	28-20209
A4 Quattro	3.2L V6 F/I	28-20209	A4	2.7L V6 F/I	28-20125

*Indicates 2 filters required ♦ Intake system available - see page 26



Vehicle	Engine Type	Air Filter	Vehicle	Engine Type	Air Filter
2003 AUDI			2001 AUDI		
A4	3.0L V6 F/I	28-20209	A3	1.8L L4 F/I	28-20128
A4 Quattro	1.8L L4 F/I	28-20209	A3	1.9L L4 DSL	28-20128
A4 Quattro	3.0L V6 F/I	28-20209	A4	1.6L L4 F/I	28-20209
A6	1.8L L4 F/I	28-20125	A4	1.8L L4 F/I	28-20125
A6	1.9L L4 DSL	28-20125	A4	1.9L L4 DSL	28-20209
A6	2.0L L4 F/I	28-20125	A4	2.0L L4 F/I	28-20209
A6	2.4L V6 F/I	28-20125	A4	2.4L V6 F/I	28-20125
A6	2.5L V6 DSL	28-20125	A4	2.5L V6 DSL - 150BHP	28-20125
A6	2.7L V6 F/I	28-20125	A4	2.5L V6 DSL - 155/163/180BHP	28-20209
A6	2.8L V6 F/I	28-20125	A4	2.6L V6 F/I	28-20125
A6	3.0L V6 F/I	28-20125	A4	2.7L V6 F/I	28-20125
A6 Quattro	2.7L V6 F/I	28-20125	A4	2.8L V6 F/I	28-20125
A6 Quattro	3.0L V6 F/I	28-20125	A4	3.0L V6 F/I	28-20209
A6 Quattro	4.2L V8 F/I - Non-US	28-20125	A4 Quattro	1.8L L4 F/I	28-20125
A6 Quattro	4.2L V8 F/I - US	28-20125	A4 Quattro	2.8L V6 F/I	28-20125
Allroad Quattro	2.5L V6 DSL	28-20125	A6	1.8L L4 F/I	28-20125
Allroad Quattro	2.7L V6 F/I	28-20125	A6	1.9L L4 DSL	28-20125
Allroad Quattro	4.2L V8 F/I	28-20125	A6	2.0L L4 F/I	28-20125
RS4	2.7L V6 F/I	28-20125	A6	2.4L V6 F/I	28-20125
S3	1.8L L4 F/I	28-20128	A6	2.5L V6 DSL	28-20125
S4	4.2L V8 F/I	28-20209	A6	2.7L V6 F/I	28-20125
S6	4.2L V8 F/I	28-20125	A6	2.8L V6 F/I	28-20125
TT	1.8L L4 F/I	28-20128	A6 Quattro	2.7L V6 F/I	28-20125
TT Quattro	1.8L L4 F/I	28-20128	A6 Quattro	2.8L V6 F/I	28-20125
TT Quattro	3.2L V6 F/I	28-20128	A6 Quattro	3.0L V6 F/I	28-20125
2002 AUDI			A6 Quattro	4.2L V8 F/I	28-20125
A3	1.6L L4 F/I	28-20128	Allroad Quattro	2.5L V6 DSL	28-20125
A3	1.8L L4 F/I	28-20128	Allroad Quattro	2.7L V6 F/I	28-20125
A3	1.9L L4 DSL	28-20128	RS4	2.7L V6 F/I	28-20125
A4	1.6L L4 F/I	28-20209	S3	1.8L L4 F/I	28-20128
A4	1.8L L4 F/I	28-20209	S4	2.7L V6 F/I	28-20125
A4	1.9L L4 DSL	28-20209	TT	1.8L L4 F/I	28-20128
A4	2.0L L4 F/I	28-20209	TT Quattro	1.8L L4 F/I	28-20128
A4	2.4L V6 F/I	28-20209	2000 AUDI		
A4	2.5L V6 DSL	28-20209	A3	1.6L L4 F/I	28-20128
A4	2.7L V6 F/I	28-20125	A3	1.8L L4 F/I	28-20128
A4	3.0L V6 F/I	28-20209	A3	1.9L L4 DSL	28-20128
A4 Quattro	1.8L L4 F/I	28-20209	A4	1.6L L4 F/I	28-20125
A4 Quattro	3.0L V6 F/I	28-20209	A4	1.8L L4 F/I	28-20125
A6	1.8L L4 F/I	28-20125	A4	1.9L L4 DSL	28-20125
A6	1.9L L4 DSL	28-20125	A4	2.0L L4 F/I	28-20209
A6	2.0L L4 F/I	28-20125	A4	2.4L V6 F/I	28-20125
A6	2.4L V6 F/I	28-20125	A4	2.5L V6 DSL - 150BHP	28-20125
A6	2.5L V6 DSL	28-20125	A4	2.5L V6 DSL - 155/163/180BHP	28-20209
A6	2.7L V6 F/I	28-20125	A4	2.6L V6 F/I	28-20125
A6	2.8L V6 F/I	28-20125	A4	2.7L V6 F/I	28-20125
A6	3.0L V6 F/I	28-20125	A4	2.8L V6 F/I	28-20125
A6 Quattro	2.7L V6 F/I	28-20125	A4	3.0L V6 F/I	28-20209
A6 Quattro	3.0L V6 F/I	28-20125	A4 Quattro	1.8L L4 F/I	28-20125
A6 Quattro	4.2L V8 F/I - Non-US	28-20125	A4 Quattro	2.8L V6 F/I	28-20125
A6 Quattro	4.2L V8 F/I - US	28-20125	A6	1.8L L4 F/I	28-20125
Allroad Quattro	2.5L V6 DSL	28-20125	A6	1.9L L4 DSL	28-20125
Allroad Quattro	2.7L V6 F/I	28-20125	A6	2.0L L4 F/I	28-20125
Allroad Quattro	4.2L V8 F/I	28-20125	A6	2.4L V6 F/I	28-20125
RS4	2.7L V6 F/I	28-20125	A6	2.5L V6 DSL	28-20125
S3	1.8L L4 F/I	28-20128	A6	2.7L V6 F/I	28-20125
S4	2.7L V6 F/I	28-20125	A6	2.8L V6 F/I	28-20125
S6	4.2L V8 F/I	28-20125	A6 Quattro	2.7L V6 F/I	28-20125
TT	1.8L L4 F/I	28-20128	A6 Quattro	2.8L V6 F/I	28-20125
TT Quattro	1.8L L4 F/I	28-20128	A6 Quattro	4.2L V8 F/I	28-20125
2001 AUDI			Allroad Quattro	2.5L V6 DSL	28-20125
A3	1.6L L4 F/I	28-20128	Allroad Quattro	2.7L V6 F/I	28-20125
*Indicates 2 filters required ♦ Intake system available - see page 26					



DRYFLOW® REPLACEMENT AIR FILTERS

AUDI

Vehicle	Engine Type	Air Filter
2000 AUDI		
S3	1.8L L4 F/I	28-20128
S4	2.7L V6 F/I	28-20125
TT	1.8L L4 F/I	28-20128
TT Quattro	1.8L L4 F/I	28-20128
1999 AUDI		
A3	1.6L L4 F/I	28-20128
A3	1.8L L4 F/I	28-20128
A3	1.9L L4 DSL	28-20128
A4	1.6L L4 F/I	28-20125
A4	1.8L L4 F/I	28-20125
A4	1.9L L4 DSL	28-20125
A4	2.4L V6 F/I	28-20125
A4	2.5L V6 DSL	28-20125
A4	2.6L V6 F/I	28-20125
A4	2.7L V6 F/I	28-20125
A4	2.8L V6 F/I	28-20125
A4 Quattro	1.8L L4 F/I	28-20125
A4 Quattro	2.8L V6 F/I	28-20125
A6	1.8L L4 F/I	28-20125
A6	1.9L L4 DSL	28-20125
A6	2.0L L4 F/I	28-20125
A6	2.4L V6 F/I	28-20125
A6	2.5L V6 DSL	28-20125
A6	2.7L V6 F/I	28-20125
A6	2.8L V6 F/I	28-20125
A6 Quattro	2.8L V6 F/I	28-20125
S3	1.8L L4 F/I	28-20128
S4	2.7L V6 F/I	28-20125
TT	1.8L L4 F/I	28-20128
1998 AUDI		
A3	1.6L L4 F/I	28-20128
A3	1.8L L4 F/I	28-20128
A3	1.9L L4 DSL	28-20128
A4	1.6L L4 F/I	28-20125
A4	1.8L L4 F/I	28-20125
A4	1.9L L4 DSL	28-20125
A4	2.4L V6 F/I	28-20125
A4	2.5L V6 DSL	28-20125
A4	2.6L V6 F/I	28-20125
A4	2.7L V6 F/I	28-20125
A4	2.8L V6 F/I	28-20125
A4 Quattro	1.8L L4 F/I	28-20125
A4 Quattro	2.8L V6 F/I	28-20125
A6	1.8L L4 F/I	28-20125
A6	1.9L L4 DSL	28-20125
A6	2.0L L4 F/I	28-20125
A6	2.4L V6 F/I	28-20125
A6	2.5L V6 DSL	28-20125
A6	2.7L V6 F/I	28-20125
A6	2.8L V6 F/I - AHA Eng.	28-20125
A6 Quattro	2.8L V6 F/I - Sedan	28-20125
S4	2.7L V6 F/I	28-20125
TT	1.8L L4 F/I	28-20128
1997 AUDI		
A3	1.6L L4 F/I	28-20128
A3	1.8L L4 F/I	28-20128
A3	1.9L L4 DSL	28-20128
A4	1.6L L4 F/I	28-20125
A4	1.8L L4 F/I	28-20125
A4	1.9L L4 DSL	28-20125
A4	2.4L V6 F/I	28-20125
A4	2.6L V6 F/I	28-20125

Vehicle	Engine Type	Air Filter
1997 AUDI		
A4	2.8L V6 F/I	28-20125
A4 Quattro	1.8L L4 F/I	28-20125
A4 Quattro	2.8L V6 F/I	28-20125
A6	1.8L L4 F/I - from 5/97	28-20125
A6	1.9L L4 DSL - from 3/97	28-20125
A6	2.0L L4 F/I	28-20125
A6	2.4L V6 F/I	28-20125
A6	2.5L V6 DSL - from 7/97	28-20125
A6	2.7L V6 F/I	28-20125
S4	2.7L V6 F/I	28-20125
1996 AUDI		
A3	1.6L L4 F/I	28-20128
A3	1.8L L4 F/I	28-20128
A3	1.9L L4 DSL	28-20128
A4	1.6L L4 F/I	28-20125
A4	1.8L L4 F/I	28-20125
A4	1.9L L4 DSL	28-20125
A4	2.6L V6 F/I	28-20125
A4	2.8L V6 F/I	28-20125
A4 Quattro	2.8L V6 F/I	28-20125
1995 AUDI		
A4	1.6L L4 F/I	28-20125
A4	1.8L L4 F/I	28-20125
A4	1.9L L4 DSL	28-20125
A4	2.6L V6 F/I	28-20125
A4	2.8L V6 F/I	28-20125
1994 AUDI		
A4	1.8L L4 F/I	28-20125
A4	1.9L L4 DSL	28-20125
A4	2.6L V6 F/I	28-20125
A4	2.8L V6 F/I	28-20125
2017 BMW		
Z4	3.0L L6 F/I	28-20367
Z4 sDrive 35i	3.0L L6 F/I	28-20367
2016 BMW		
Z4	3.0L L6 F/I	28-20367
Z4 sDrive 35i	3.0L L6 F/I	28-20367
2015 BMW		
Z4	3.0L L6 F/I	28-20367
Z4 sDrive 35i	3.0L L6 F/I	28-20367
2014 BMW		
335is	3.0L L6 F/I	28-20367
Z4	3.0L L6 F/I	28-20367
Z4 3.5 sDrive i	2.0L L4 F/I	28-20367
Z4 sDrive 35i	3.0L L6 F/I	28-20367
2013 BMW		
335is	3.0L L6 F/I	28-20367
Z4	3.0L L6 F/I	28-20367
Z4 3.5 sDrive i	2.0L L4 F/I	28-20367
Z4 sDrive 35i	3.0L L6 F/I	28-20367
2012 BMW		
1 Series M	3.0L L6 F/I	28-20367
335is	3.0L L6 F/I	28-20367
Z4	3.0L L6 F/I	28-20367
2011 BMW		
1 Series M	3.0L L6 F/I	28-20367
335is	3.0L L6 F/I	28-20367
Z4	3.0L L6 F/I - Turbo	28-20367

*Indicates 2 filters required ♦ Intake system available - see page 26



Vehicle	Engine Type	Air Filter
2010 BMW		
135i	3.0L L6 F/I - N54 Eng.	28-20367
135i	3.0L L6 F/I - US	28-20367
335i	3.0L L6 F/I - Non-US, N54 Eng.	28-20367
335i	3.0L L6 F/I - US	28-20367
335i xDrive	3.0L L6 F/I - US	28-20367
535i	3.0L L6 F/I	28-20367
535i xDrive	3.0L L6 F/I	28-20367
Z4	3.0L L6 F/I - Non-US, 35i	28-20367
Z4	3.0L L6 F/I - Turbo	28-20367

Vehicle	Engine Type	Air Filter
2009 BMW		
135i	3.0L L6 F/I - Non-US, N54 Eng.	28-20367
135i	3.0L L6 F/I - US	28-20367
335i	3.0L L6 F/I	28-20367
335i xDrive	3.0L L6 F/I	28-20367
535i	3.0L L6 F/I	28-20367
535i xDrive	3.0L L6 F/I	28-20367
Z4	3.0L L6 F/I - Non-US, 35i	28-20367

Vehicle	Engine Type	Air Filter
2008 BMW		
135i	3.0L L6 F/I	28-20367
335i	3.0L L6 F/I	28-20367
335xi	3.0L L6 F/I	28-20367
535i	3.0L L6 F/I	28-20367
535xi	3.0L L6 F/I	28-20367

Vehicle	Engine Type	Air Filter
2007 BMW		
135i	3.0L L6 F/I	28-20367
325Ci	2.5L L6 F/I	28-20231
335i	3.0L L6 F/I	28-20367
335xi	3.0L L6 F/I	28-20367
M3	3.2L L6 F/I	28-20231

Vehicle	Engine Type	Air Filter
2006 BMW		
325Ci	2.5L L6 F/I	28-20231
330Ci	3.0L L6 F/I	28-20231
335i	3.0L L6 F/I	28-20367
M3	3.2L L6 F/I	28-20231
X3	2.5L L6 F/I - Non-US, to 8/06	28-20070
X3	3.0L L6 F/I	28-20231
Z4	2.2L L6 F/I	28-20070
Z4	2.5L L6 F/I - US	28-20070

Vehicle	Engine Type	Air Filter
2005 BMW		
320Ci	2.0L L6 F/I - E46	28-20231
320Ci	2.2L L6 F/I	28-20231
320i	2.2L L6 F/I	28-20231
325Ci	2.5L L6 F/I	28-20231
325i	2.5L L6 F/I - 192BHP	28-20231
325i	2.5L L6 F/I - US	28-20231
325Ti	2.5L L6 F/I	28-20231
325Xi	2.5L L6 F/I	28-20231
330Ci	3.0L L6 F/I - US	28-20231
330i	3.0L L6 F/I - US	28-20231
330Xi	3.0L L6 F/I - US	28-20231
M3	3.2L L6 F/I	28-20231
X3	2.5L L6 F/I - Non-US	28-20070
X3	2.5L L6 F/I - US	28-20231
X3	3.0L L6 F/I	28-20231
Z4	2.2L L6 F/I	28-20070
Z4	2.5L L6 F/I	28-20070
Z4	3.0L L6 F/I	28-20070

Vehicle	Engine Type	Air Filter
2004 BMW		
320Ci	2.0L L6 F/I - E46	28-20231
320Ci	2.2L L6 F/I	28-20231

Vehicle	Engine Type	Air Filter
2004 BMW		
320i	2.2L L6 F/I	28-20231
325Ci	2.5L L6 F/I	28-20231
325i	2.5L L6 F/I	28-20231
325Ti	2.5L L6 F/I	28-20231
325Xi	2.5L L6 F/I	28-20231
330Ci	3.0L L6 F/I	28-20231
330i	3.0L L6 F/I	28-20231
330Xi	3.0L L6 F/I	28-20231
520i	2.0L L6 F/I	28-20070
520i	2.2L L6 F/I - E39	28-20070
525i	2.5L L6 F/I - E39	28-20070
530i	3.0L L6 F/I - E39	28-20070
M3	3.2L L6 F/I	28-20231
X3	2.5L L6 F/I - Non-US	28-20070
X3	2.5L L6 F/I - US	28-20231
X3	3.0L L6 F/I	28-20231
Z4	2.2L L6 F/I	28-20070
Z4	2.5L L6 F/I	28-20070
Z4	3.0L L6 F/I	28-20070

Vehicle	Engine Type	Air Filter
2003 BMW		
320Ci	2.0L L6 F/I - E46	28-20231
320Ci	2.2L L6 F/I	28-20231
320i	2.2L L6 F/I	28-20231
325Ci	2.5L L6 F/I	28-20231 ♦
325i	2.5L L6 F/I	28-20231 ♦
325Ti	2.5L L6 F/I	28-20231
325Xi	2.5L L6 F/I	28-20231 ♦
330Ci	3.0L L6 F/I	28-20231
330i	3.0L L6 F/I	28-20231
330Xi	3.0L L6 F/I	28-20231
520i	2.0L L6 F/I - E39	28-20070
520i	2.2L L6 F/I - E39	28-20070
525i	2.5L L6 F/I - E39	28-20070
525i	2.5L L6 F/I - US	28-20070
530i	3.0L L6 F/I - E39	28-20070
530i	3.0L L6 F/I - US	28-20070
M3	3.2L L6 F/I	28-20231
Z3	2.0L L6 F/I	28-20070
Z3	2.2L L6 F/I	28-20070
Z3	3.0L L6 F/I	28-20070
Z3	3.2L L6 F/I	28-20070
Z4	2.2L L6 F/I	28-20070
Z4	2.5L L6 F/I	28-20070
Z4	3.0L L6 F/I	28-20070

Vehicle	Engine Type	Air Filter
2002 BMW		
316Ci	1.6L L4 F/I - 105BHP	28-20231
316i	1.6L L4 F/I - 105BHP	28-20231
316i	1.9L L4 F/I	28-20231
320Ci	2.0L L6 F/I - E46	28-20231
320Ci	2.2L L6 F/I	28-20231
320i	2.2L L6 F/I	28-20231
325Ci	2.5L L6 F/I	28-20231 ♦
325i	2.5L L6 F/I	28-20231 ♦
325Ti	2.5L L6 F/I	28-20231
325Xi	2.5L L6 F/I	28-20231 ♦
330Ci	3.0L L6 F/I	28-20231
330i	3.0L L6 F/I	28-20231
330Xi	3.0L L6 F/I	28-20231
520i	2.0L L6 F/I	28-20070
520i	2.2L L6 F/I	28-20070
525i	2.5L L6 F/I	28-20070
530i	3.0L L6 F/I	28-20070

*Indicates 2 filters required ♦ Intake system available - see page 26



DRYFLOW® REPLACEMENT AIR FILTERS

BMW

Vehicle	Engine Type	Air Filter
2002 BMW		
M3	3.2L L6 F/I	28-20231
Z3	2.0L L6 F/I	28-20070
Z3	2.2L L6 F/I	28-20070
Z3	2.5L L6 F/I	28-20070
Z3	3.0L L6 F/I	28-20070
Z3	3.2L L6 F/I	28-20070

Vehicle	Engine Type	Air Filter
2001 BMW		
316Ci	1.6L L4 F/I	28-20231
316i	1.6L L4 F/I	28-20231
316i	1.9L L4 F/I	28-20231
318Ci	1.9L L4 F/I	28-20231
318i	1.9L L4 F/I	28-20231
320Ci	2.0L L6 F/I - E46	28-20231
320Ci	2.2L L6 F/I	28-20231
320i	2.2L L6 F/I	28-20231
325Ci	2.5L L6 F/I	28-20231 ♦
325i	2.5L L6 F/I	28-20231 ♦
325Ti	2.5L L6 F/I	28-20231
325Xi	2.5L L6 F/I	28-20231 ♦
330Ci	3.0L L6 F/I	28-20231
330i	3.0L L6 F/I	28-20231
330Xi	3.0L L6 F/I	28-20231
520i	2.0L L6 F/I	28-20070
520i	2.2L L6 F/I	28-20070
525i	2.5L L6 F/I	28-20070
530i	3.0L L6 F/I	28-20070
728i	2.8L L6 F/I	28-20070
728iL	2.8L L6 F/I	28-20070
M3	3.2L L6 F/I	28-20231
Z3	2.0L L6 F/I	28-20070
Z3	2.2L L6 F/I	28-20070
Z3	2.5L L6 F/I	28-20070
Z3	3.0L L6 F/I	28-20070
Z3	3.2L L6 F/I	28-20070

Vehicle	Engine Type	Air Filter
2000 BMW		
316Ci	1.6L L4 F/I	28-20231
316i	1.6L L4 F/I - E46	28-20231
316i	1.9L L4 F/I	28-20231
318Ci	1.9L L4 F/I	28-20231
318i	1.9L L4 F/I	28-20231
320Ci	2.0L L6 F/I - E46	28-20231
320Ci	2.2L L6 F/I	28-20231
320i	2.0L L6 F/I	28-20231
320i	2.2L L6 F/I	28-20231
323Ci	2.5L L6 F/I	28-20231 ♦
323i	2.5L L6 F/I	28-20231 ♦
323Ti	2.5L L6 F/I	28-20070
325Ci	2.5L L6 F/I	28-20231
325i	2.5L L6 F/I	28-20231
325Xi	2.5L L6 F/I	28-20231
328Ci	2.8L L6 F/I	28-20231 ♦
328i	2.8L L6 F/I	28-20231 ♦
330Ci	3.0L L6 F/I	28-20231
330i	3.0L L6 F/I	28-20231
330Xi	3.0L L6 F/I	28-20231
520i	2.0L L6 F/I	28-20070
520i	2.2L L6 F/I	28-20070
523i	2.5L L6 F/I	28-20070
525i	2.5L L6 F/I	28-20070
528i	2.8L L6 F/I	28-20070
530i	3.0L L6 F/I	28-20070
728i	2.8L L6 F/I	28-20070

Vehicle	Engine Type	Air Filter
2000 BMW		
728iL	2.8L L6 F/I	28-20070
M3	3.0L L6 F/I	28-20070
M3	3.2L L6 F/I	28-20231
Z3	2.0L L6 F/I	28-20070
Z3	2.2L L6 F/I	28-20070
Z3	2.5L L6 F/I	28-20070
Z3	2.8L L6 F/I	28-20070
Z3	3.0L L6 F/I	28-20070
Z3	3.2L L6 F/I	28-20070

Vehicle	Engine Type	Air Filter
1999 BMW		
316i	1.9L L4 F/I	28-20231
318Ci	1.9L L4 F/I	28-20231
318i	1.9L L4 F/I	28-20231
318i	1.9L L4 F/I - US	28-20231
320Ci	2.0L L6 F/I - E46	28-20231
320i	2.0L L6 F/I - E36	28-20070
320i	2.0L L6 F/I - E46	28-20231
323Ci	2.5L L6 F/I	28-20070
323Ci	2.5L L6 F/I - E46	28-20231
323i	2.5L L6 F/I - E36	28-20070
323i	2.5L L6 F/I - E46	28-20231 ♦
323iS	2.5L L6 F/I	28-20070 ♦
323Ti	2.5L L6 F/I	28-20070
325i	2.5L L6 F/I	28-20070
328Ci	2.8L L6 F/I	28-20231
328i	2.8L L6 F/I - Non-US, E36	28-20070
328i	2.8L L6 F/I - Non-US, E46	28-20231
328i	2.8L L6 F/I - US	28-20070 ♦
328ic	2.8L L6 F/I - US, E36	28-20070
328iS	2.8L L6 F/I - US	28-20070 ♦
520i	2.0L L6 F/I	28-20070
523i	2.5L L6 F/I	28-20070
528i	2.8L L6 F/I	28-20070
728i	2.8L L6 F/I	28-20070
728iL	2.8L L6 F/I	28-20070
M Coupe	3.2L L6 F/I	28-20070
M3	3.0L L6 F/I	28-20070
M3	3.2L L6 F/I	28-20070
Z3	2.0L L6 F/I	28-20070
Z3	2.5L L6 F/I	28-20070
Z3	2.8L L6 F/I	28-20070
Z3	3.2L L6 F/I	28-20070

Vehicle	Engine Type	Air Filter
1998 BMW		
316i	1.9L L4 F/I	28-20231
318i	1.9L L4 F/I - Non-US	28-20231
320i	2.0L L6 F/I - E36	28-20070
320i	2.0L L6 F/I - E46	28-20231
323Ci	2.5L L6 F/I	28-20070
323i	2.5L L6 F/I - E36	28-20070
323i	2.5L L6 F/I - E46	28-20231
323i	2.5L L6 F/I - US	28-20070
323iS	2.5L L6 F/I	28-20070
323Ti	2.5L L6 F/I	28-20070
325i	2.5L L6 F/I	28-20070
328Ci	2.8L L6 F/I	28-20070
328i	2.8L L6 F/I - Non-US, E36	28-20070
328i	2.8L L6 F/I - Non-US, E46	28-20231
328i	2.8L L6 F/I - US	28-20070
328ic	2.8L L6 F/I - US	28-20070
328iS	2.8L L6 F/I	28-20070
520i	2.0L L6 F/I	28-20070
523i	2.5L L6 F/I	28-20070

*Indicates 2 filters required ♦ Intake system available - see page 26



Vehicle	Engine Type	Air Filter
1998 BMW		
528i	2.8L L6 F/I	28-20070
728i	2.8L L6 F/I	28-20070
728iL	2.8L L6 F/I	28-20070
M Coupe	3.2L L6 F/I	28-20070
M3	3.0L L6 F/I	28-20070
M3	3.2L L6 F/I	28-20070
Z3	2.8L L6 F/I	28-20070
Z3	3.2L L6 F/I	28-20070

Vehicle	Engine Type	Air Filter
1997 BMW		
318i	1.9L L4 F/I - Non-US	28-20231
320i	2.0L L6 F/I	28-20070
323i	2.5L L6 F/I	28-20070
323iS	2.5L L6 F/I	28-20070
323Ti	2.5L L6 F/I	28-20070
325i	2.5L L6 F/I	28-20070
328Ci	2.8L L6 F/I	28-20070
328i	2.8L L6 F/I	28-20070
328iS	2.8L L6 F/I	28-20070
520i	2.0L L6 F/I	28-20070
523i	2.5L L6 F/I	28-20070
528i	2.8L L6 F/I	28-20070
728i	2.8L L6 F/I	28-20070
728iL	2.8L L6 F/I	28-20070
M3	3.0L L6 F/I	28-20070
M3	3.2L L6 F/I	28-20070
Z3	2.8L L6 F/I	28-20070
Z3	3.2L L6 F/I	28-20070

Vehicle	Engine Type	Air Filter
1996 BMW		
318i	1.9L L4 F/I - Non-US	28-20231
320i	2.0L L6 F/I	28-20070
323i	2.5L L6 F/I	28-20070
325i	2.5L L6 F/I	28-20070
328i	2.8L L6 F/I	28-20070
328iS	2.8L L6 F/I	28-20070
520i	2.0L L6 F/I - E39	28-20070
523i	2.5L L6 F/I	28-20070
528i	2.8L L6 F/I	28-20070
728i	2.8L L6 F/I	28-20070
728iL	2.8L L6 F/I	28-20070
M3	3.0L L6 F/I	28-20070
M3	3.2L L6 F/I	28-20070

Vehicle	Engine Type	Air Filter
1995 BMW		
320i	2.0L L6 F/I	28-20070
323i	2.5L L6 F/I	28-20070
325Ci	2.5L L6 F/I	28-20070
325i	2.5L L6 F/I	28-20070
325iS	2.5L L6 F/I	28-20070
328i	2.8L L6 F/I	28-20070
523i	2.5L L6 F/I	28-20070
528i	2.8L L6 F/I	28-20070
728i	2.8L L6 F/I	28-20070
M3	3.0L L6 F/I	28-20070
M3	3.2L L6 F/I	28-20070

Vehicle	Engine Type	Air Filter
1994 BMW		
320i	2.0L L6 F/I	28-20070
325Ci	2.5L L6 F/I	28-20070
325i	2.5L L6 F/I	28-20070
325iS	2.5L L6 F/I	28-20070
728i	2.8L L6 F/I	28-20070
M3	3.0L L6 F/I	28-20070

Vehicle	Engine Type	Air Filter
1993 BMW		
320i	2.0L L6 F/I - E36	28-20070
320i	2.0L L6 F/I - US	28-20070
325Ci	2.5L L6 F/I - 24v	28-20070
325i	2.5L L6 F/I - Non-US, E36	28-20070
325i	2.5L L6 F/I - US	28-20070
325iS	2.5L L6 F/I	28-20070
M3	3.0L L6 F/I	28-20070

Vehicle	Engine Type	Air Filter
1992 BMW		
320i	2.0L L6 F/I	28-20070
320i	2.0L L6 F/I - E36	28-20070
325i	2.5L L6 F/I	28-20070
325i	2.5L L6 F/I - E36	28-20070
325iS	2.5L L6 F/I	28-20070
M3	3.0L L6 F/I	28-20070

Vehicle	Engine Type	Air Filter
1991 BMW		
320i	2.0L L6 F/I - E36	28-20070
325i	2.5L L6 F/I - E36	28-20070

Vehicle	Engine Type	Air Filter
1990 BMW		
320i	2.0L L6 F/I - E36	28-20070

Vehicle	Engine Type	Air Filter
2017 BUICK		
Enclave	3.6L V6 F/I	28-20394

Vehicle	Engine Type	Air Filter
2016 BUICK		
Enclave	3.6L V6 F/I	28-20394

Vehicle	Engine Type	Air Filter
2015 BUICK		
Enclave	3.6L V6 F/I	28-20394
Verano	2.0L L4 F/I	28-20964

Vehicle	Engine Type	Air Filter
2014 BUICK		
Enclave	3.6L V6 F/I	28-20394
Verano	2.0L L4 F/I	28-20964

Vehicle	Engine Type	Air Filter
2013 BUICK		
Enclave	3.6L V6 F/I	28-20394
Verano	2.0L L4 F/I	28-20964

Vehicle	Engine Type	Air Filter
2012 BUICK		
Enclave	3.6L V6 F/I	28-20394
Lucerne	3.9L V6 F/I	28-20296
Lucerne	4.6L V8 F/I	28-20296

Vehicle	Engine Type	Air Filter
2011 BUICK		
Enclave	3.6L V6 F/I	28-20394
Lucerne	3.9L V6 F/I	28-20296
Lucerne	4.6L V8 F/I	28-20296

Vehicle	Engine Type	Air Filter
2010 BUICK		
Enclave	3.6L V6 F/I	28-20394
Lucerne	3.9L V6 F/I	28-20296
Lucerne	4.6L V8 F/I	28-20296

Vehicle	Engine Type	Air Filter
2009 BUICK		
Enclave	3.6L V6 F/I	28-20394
Lucerne	3.9L V6 F/I	28-20296
Lucerne	4.6L V8 F/I	28-20296

Vehicle	Engine Type	Air Filter
2008 BUICK		
Enclave	3.6L V6 F/I	28-20394
Lucerne	3.8L V6 F/I	28-20296
Lucerne	4.6L V8 F/I	28-20296
Rainier	5.3L V8 F/I	AE-10009

Vehicle	Engine Type	Air Filter
2007 BUICK		
Lucerne	3.8L V6 F/I	28-20296
Lucerne	4.6L V8 F/I	28-20296

*Indicates 2 filters required ♦ Intake system available - see page 26



DRYFLOW® REPLACEMENT AIR FILTERS

BUICK

Vehicle	Engine Type	Air Filter
2007 BUICK		
Rainier	4.2L L6 F/I	AE-10009
Rainier	5.3L V8 F/I	AE-10009
2006 BUICK		
Lucerne	3.8L V6 F/I	28-20296
Lucerne	4.6L V8 F/I	28-20296
Rainier	4.2L L6 F/I	AE-10009
Rainier	5.3L V8 F/I	AE-10009
2005 BUICK		
Century	3.1L V6 F/I	28-20141
LeSabre	3.8L V6 F/I	28-20141
Rainier	4.2L L6 F/I	AE-10009
Rainier	5.3L V8 F/I	AE-10009
2004 BUICK		
Century	3.1L V6 F/I	28-20141
LeSabre	3.8L V6 F/I	28-20141
Rainier	4.2L L6 F/I	AE-10009
Rainier	5.3L V8 F/I	AE-10009
Regal	3.8L V6 F/I	28-20141
2003 BUICK		
Century	3.1L V6 F/I	28-20141
LeSabre	3.8L V6 F/I	28-20141
Regal	3.8L V6 F/I	28-20141
2002 BUICK		
Century	3.1L V6 F/I	28-20141
LeSabre	3.8L V6 F/I	28-20141
Regal	3.8L V6 F/I	28-20141
2001 BUICK		
Century	3.1L V6 F/I	28-20141
LeSabre	3.8L V6 F/I	28-20141
Regal	3.8L V6 F/I	28-20141
2000 BUICK		
Century	3.1L V6 F/I	28-20141
LeSabre	3.8L V6 F/I	28-20141
Regal	3.0L V6 F/I	28-20141
Regal	3.8L V6 F/I	28-20141
1999 BUICK		
Century	3.1L V6 F/I	28-20141
Regal	3.8L V6 F/I	28-20141
1990 BUICK		
LeSabre	5.0L V8 CARB	AE-10500
1989 BUICK		
Estate Wagon	5.0L V8 CARB	AE-10500
LeSabre	5.0L V8 CARB	AE-10500
1988 BUICK		
Estate Wagon	5.0L V8 CARB	AE-10500
LeSabre	5.0L V8 CARB	AE-10500
1987 BUICK		
Electra	5.0L V8 CARB	AE-10500
Estate Wagon	5.0L V8 CARB	AE-10500
Regal	5.0L V8 CARB	AE-10500
1986 BUICK		
Electra	5.0L V8 CARB	AE-10500
LeSabre	5.0L V8 CARB	AE-10500
Regal	5.0L V8 CARB	AE-10500
1985 BUICK		
Electra	5.0L V8 CARB	AE-10500

Vehicle	Engine Type	Air Filter
1985 BUICK		
LeSabre	5.0L V8 CARB	AE-10500
Riviera	5.7L V8 DSL	AE-10650
1984 BUICK		
Electra	5.0L V8 CARB	AE-10500
LeSabre	5.0L V8 CARB	AE-10500
Riviera	5.7L V8 DSL	AE-10650
1983 BUICK		
Electra	5.0L V8 CARB	AE-10500
Estate Wagon	5.0L V8 CARB	AE-10500
LeSabre	5.0L V8 CARB	AE-10500
Riviera	5.7L V8 DSL	AE-10650
1982 BUICK		
Electra	5.0L V8 CARB	AE-10500
Estate Wagon	5.0L V8 CARB	AE-10500
LeSabre	5.0L V8 CARB	AE-10500
Regal	5.0L V8 CARB	AE-10500
Riviera	5.7L V8 DSL	AE-10650
1981 BUICK		
Electra	5.0L V8 CARB	AE-10500
Estate Wagon	5.0L V8 CARB	AE-10500
LeSabre	5.0L V8 CARB	AE-10500
Riviera	5.7L V8 DSL	AE-10650
1980 BUICK		
Century	305 V8 CARB	AE-10500
Electra	350 V8 CARB - VIN R	AE-10500
Electra	350 V8 CARB - VIN X	AE-10500
LeSabre	350 V8 CARB - VIN R	AE-10500
LeSabre	350 V8 CARB - VIN X	AE-10500
Regal	305 V8 CARB	AE-10500
Riviera	350 V8 DSL	AE-10650
1979 BUICK		
Century	305 V8 CARB	AE-10500
Century	350 V8 CARB	AE-10500
Electra	350 V8 CARB - VIN R	AE-10650
Electra	350 V8 CARB - VIN X	AE-10500
Electra	403 V8 CARB	AE-10650
Estate Wagon	350 V8 CARB - VIN R	AE-10650
Estate Wagon	350 V8 CARB - VIN X	AE-10500
Estate Wagon	403 V8 CARB	AE-10650
LeSabre	350 V8 CARB - VIN R	AE-10650
LeSabre	350 V8 CARB - VIN X	AE-10500
Riviera	350 V8 CARB	AE-10650
Skylark	350 V8 CARB	AE-10500
1978 BUICK		
Century	305 V8 4 BBL.	AE-10500
Century	350 V8 CARB	AE-10500
Electra	350 V8 CARB - VIN R	AE-10650
Electra	350 V8 CARB - VIN X	AE-10500
Electra	403 V8 CARB	AE-10650
Estate Wagon	350 V8 CARB - VIN R	AE-10650
Estate Wagon	350 V8 CARB - VIN X	AE-10500
Estate Wagon	403 V8 CARB	AE-10650
LeSabre	305 V8 CARB	AE-10500
LeSabre	350 V8 CARB - VIN R	AE-10650
LeSabre	350 V8 CARB - VIN X	AE-10500
LeSabre	403 V8 CARB	AE-10650
Riviera	350 V8 CARB - VIN R	AE-10650
Riviera	350 V8 CARB - VIN X	AE-10500
Riviera	403 V8 CARB	AE-10650
Skylark	350 V8 CARB	AE-10500

*Indicates 2 filters required ♦ Intake system available - see page 26



Vehicle	Engine Type	Air Filter
1977 BUICK		
Century	305 V8 CARB	AE-10500
Century	350 V8 CARB - w/Oldsmobile Eng.	AE-10650
Century	403 V8 CARB	AE-10650
Electra	350 V8 CARB - VIN J	AE-10500
Electra	350 V8 CARB - VIN R	AE-10650
Electra	403 V8 CARB	AE-10650
Estate Wagon	350 V8 CARB	AE-10650
Estate Wagon	403 V8 CARB	AE-10650
LeSabre	350 V8 CARB - VIN R	AE-10650
LeSabre	403 V8 CARB	AE-10650
Regal	305 V8 CARB	AE-10500
Regal	350 V8 CARB - VIN L	AE-10500
Regal	350 V8 CARB - VIN R	AE-10650
Riviera	350 V8 CARB - VIN J	AE-10500
Riviera	350 V8 CARB - VIN R	AE-10650
Riviera	403 V8 CARB	AE-10650
Skylark	350 V8 CARB - VIN L	AE-10500
Skylark	350 V8 CARB - VIN R	AE-10650

1976 BUICK		
Electra	455 V8 CARB	AE-10650
LeSabre	455 V8 CARB	AE-10650
Riviera	455 V8 CARB	AE-10650
Skylark	260 V8 CARB	AE-10500

1975 BUICK		
Apollo	260 V8 CARB	AE-10500
Electra	455 V8 CARB	AE-10650
Estate Wagon	455 V8 CARB	AE-10650
LeSabre	400 V8 CARB	AE-10650
LeSabre	455 V8 CARB	AE-10650
Riviera	455 V8 CARB	AE-10650
Skylark	260 V8 CARB	AE-10500

1974 BUICK		
Apollo	350 V8 CARB - GS Series	AE-10650
Century	350 V8 CARB - GS Series	AE-10650
Century	455 V8 CARB - GS Series	AE-10650
Electra	455 V8 CARB	AE-10650
Estate Wagon	455 V8 CARB	AE-10650
LeSabre	455 V8 CARB	AE-10650
Regal	350 V8 CARB - GS Series	AE-10650
Regal	455 V8 CARB - GS Series	AE-10650
Riviera	455 V8 CARB	AE-10650

1973 BUICK		
Centurion	455 V8 CARB	AE-10650
Century	350 V8 CARB - GS Series	AE-10650
Century	455 V8 CARB - GS Series	AE-10650
Electra	455 V8 CARB	AE-10650
Estate Wagon	350 V8 CARB - GS Series	AE-10650
Estate Wagon	455 V8 CARB	AE-10650
LeSabre	350 V8 CARB - GS Series	AE-10650
LeSabre	455 V8 CARB	AE-10650
Regal	350 V8 CARB - GS Series	AE-10650
Regal	455 V8 CARB - GS Series	AE-10650
Riviera	455 V8 CARB	AE-10650

1972 BUICK		
Centurion	455 V8 CARB	AE-10650
Electra	455 V8 CARB	AE-10650
Estate Wagon	350 V8 CARB - GS Series	AE-10650
Estate Wagon	455 V8 CARB	AE-10650
GS 455	455 V8 CARB	AE-10650
LeSabre	350 V8 CARB - GS Series	AE-10650
LeSabre	455 V8 CARB	AE-10650

Vehicle	Engine Type	Air Filter
1972 BUICK		
Riviera	455 V8 CARB	AE-10650
Skylark	455 V8 CARB	AE-10650
Sportwagon	350 V8 CARB - GS Series	AE-10650

1971 BUICK		
Centurion	455 V8 CARB	AE-10650
Electra	455 V8 CARB	AE-10650
Estate Wagon	455 V8 CARB	AE-10650
GS 455	455 V8 CARB	AE-10650
LeSabre	455 V8 CARB	AE-10650
Riviera	455 V8 CARB	AE-10650
Skylark	455 V8 CARB	AE-10650
Sportwagon	350 V8 CARB - GS Series	AE-10650

1970 BUICK		
Electra	455 V8 CARB	AE-10650
Estate Wagon	455 V8 CARB	AE-10650
GS	350 V8 CARB	AE-10650
GS 455	455 V8 CARB	AE-10650
LeSabre	455 V8 CARB	AE-10650
Riviera	455 V8 CARB	AE-10650
Skylark	350 V8 CARB - GS Series	AE-10650
Skylark	455 V8 CARB	AE-10650
Sportwagon	350 V8 CARB - GS Series	AE-10650
Sportwagon	455 V8 CARB	AE-10650
Wildcat	455 V8 CARB	AE-10650

1969 BUICK		
GS 350	350 V8 4 BBL.	AE-10650

1968 BUICK		
Electra	430 V8 CARB	AE-10650
GS 350	350 V8 4 BBL.	AE-10650
GS 400	400 V8 CARB	AE-10650
LeSabre	350 V8 4 BBL.	AE-10650
LeSabre	350 V8 CARB - 4 BBL	AE-10650
LeSabre	430 V8 CARB	AE-10650
Riviera	430 V8 CARB	AE-10650
Skylark	350 V8 4 BBL.	AE-10650
Skylark	350 V8 CARB - 4 BBL	AE-10650
Skylark	400 V8 CARB	AE-10650
Special	350 V8 4 BBL.	AE-10650
Sportwagon	400 V8 CARB	AE-10650
Wildcat	430 V8 CARB	AE-10650

2016 CADILLAC		
Escalade	6.2L V8 F/I	28-20129 ♦
Escalade ESV	6.2L V8 F/I	28-20129 ♦

2015 CADILLAC		
Escalade	6.2L V8 F/I	28-20129 ♦
Escalade ESV	6.2L V8 F/I	28-20129 ♦

2014 CADILLAC		
Escalade	6.2L V8 F/I	28-20129
Escalade ESV	6.2L V8 F/I	28-20129

2013 CADILLAC		
Escalade	6.0L V8 F/I	28-20129
Escalade	6.2L V8 F/I	28-20129 ♦
Escalade ESV	6.2L V8 F/I	28-20129 ♦
Escalade EXT	6.2L V8 F/I	28-20129 ♦

2012 CADILLAC		
Escalade	6.0L V8 F/I	28-20129
Escalade	6.2L V8 F/I	28-20129 ♦
Escalade ESV	6.2L V8 F/I	28-20129 ♦
Escalade EXT	6.2L V8 F/I	28-20129 ♦

*Indicates 2 filters required ♦ Intake system available - see page 26



DRYFLOW® REPLACEMENT AIR FILTERS

CADILLAC

Vehicle	Engine Type	Air Filter
2011 CADILLAC		
DTS	4.6L V8 F/I	28-20296
Escalade	6.0L V8 F/I	28-20129
Escalade	6.2L V8 F/I	28-20129 ♦
Escalade ESV	6.2L V8 F/I	28-20129 ♦
Escalade EXT	6.2L V8 F/I	28-20129 ♦
2010 CADILLAC		
DTS	4.6L V8 F/I	28-20296
Escalade	6.0L V8 F/I	28-20129
Escalade	6.2L V8 F/I	28-20129 ♦
Escalade ESV	6.2L V8 F/I	28-20129 ♦
Escalade EXT	6.2L V8 F/I	28-20129 ♦
2009 CADILLAC		
DTS	4.6L V8 F/I	28-20296
Escalade	6.0L V8 F/I	28-20129
Escalade	6.2L V8 F/I	28-20129 ♦
Escalade ESV	6.2L V8 F/I	28-20129 ♦
Escalade EXT	6.2L V8 F/I	28-20129 ♦
2008 CADILLAC		
DTS	4.6L V8 F/I	28-20296
Escalade	6.2L V8 F/I	28-20129 ♦
Escalade ESV	6.2L V8 F/I	28-20129 ♦
Escalade EXT	6.2L V8 F/I	28-20129 ♦
2007 CADILLAC		
DTS	4.6L V8 F/I	28-20296
Escalade	6.2L V8 F/I	28-20129 ♦
Escalade ESV	6.2L V8 F/I	28-20129 ♦
Escalade EXT	6.2L V8 F/I	28-20129 ♦
2006 CADILLAC		
DTS	4.6L V8 F/I	28-20296
Escalade	6.0L V8 F/I	28-20129 ♦
Escalade ESV	6.0L V8 F/I	28-20129 ♦
Escalade EXT	6.0L V8 F/I	28-20129 ♦
2005 CADILLAC		
Escalade	5.3L V8 F/I	28-20129 ♦
Escalade	6.0L V8 F/I	28-20129 ♦
Escalade ESV	6.0L V8 F/I	28-20129 ♦
Escalade EXT	6.0L V8 F/I	28-20129 ♦
2004 CADILLAC		
Escalade	5.3L V8 F/I	28-20129 ♦
Escalade	6.0L V8 F/I	28-20129 ♦
Escalade ESV	6.0L V8 F/I	28-20129 ♦
Escalade EXT	6.0L V8 F/I	28-20129 ♦
2003 CADILLAC		
Escalade	5.3L V8 F/I	28-20129 ♦
Escalade	6.0L V8 F/I	28-20129 ♦
Escalade ESV	6.0L V8 F/I	28-20129 ♦
Escalade EXT	6.0L V8 F/I	28-20129 ♦
2002 CADILLAC		
Escalade	5.3L V8 F/I	28-20129 ♦
Escalade	6.0L V8 F/I	28-20129 ♦
2000 CADILLAC		
Escalade	5.7L V8 F/I	AE-10796
1999 CADILLAC		
Escalade	5.7L V8 F/I	AE-10796
1993 CADILLAC		
Fleetwood	5.7L V8 F/I	AE-10500

Vehicle	Engine Type	Air Filter
1992 CADILLAC		
Brougham	5.0L V8 F/I	AE-10500
Brougham	5.7L V8 F/I	AE-10500
1991 CADILLAC		
Brougham	5.0L V8 F/I	AE-10500
Brougham	5.7L V8 F/I	AE-10500
1990 CADILLAC		
Brougham	5.0L V8 CARB	AE-10500
Brougham	5.7L V8 F/I	AE-10500
1989 CADILLAC		
Brougham	5.0L V8 CARB	AE-10500
1986 CADILLAC		
Fleetwood	5.0L V8 CARB	AE-10500
1985 CADILLAC		
Eldorado	5.7L V8 DSL	AE-10650
Seville	5.7L V8 DSL	AE-10650
1984 CADILLAC		
Eldorado	5.7L V8 DSL	AE-10650
Fleetwood	6.0L V8 F/I	AE-10500
Seville	5.7L V8 DSL	AE-10650
1983 CADILLAC		
Eldorado	5.7L V8 DSL	AE-10650
Seville	5.7L V8 DSL	AE-10650
1982 CADILLAC		
Eldorado	5.7L V8 DSL	AE-10650
Seville	5.7L V8 DSL	AE-10650
1981 CADILLAC		
Eldorado	5.7L V8 DSL	AE-10650
Seville	5.7L V8 DSL	AE-10650
1980 CADILLAC		
DeVille	368 V8 CARB	AE-10500
Eldorado	350 V8 DSL	AE-10650
Fleetwood	368 V8 CARB	AE-10500
Seville	350 V8 DSL	AE-10650
1979 CADILLAC		
Eldorado	5.7L V8 F/I	AE-10650
Seville	5.7L V8 F/I	AE-10650
1978 CADILLAC		
Seville	5.7L V8 F/I	AE-10650
1977 CADILLAC		
Seville	5.7L V8 F/I	AE-10650
1976 CADILLAC		
Seville	5.7L V8 F/I	AE-10650
2017 CHEVROLET		
Equinox	2.4L L4 F/I	28-20439
Equinox	3.6L V6 F/I	28-20439
Silverado 1500	4.3L V6 F/I	28-20129
Silverado 1500	5.3L V8 F/I	28-20129
Silverado 1500	6.2L V8 F/I	28-20129
Traverse	3.6L V6 F/I	28-20394
2016 CHEVROLET		
Equinox	2.4L L4 F/I	28-20439
Equinox	3.6L V6 F/I	28-20439
Silverado 1500	4.3L V6 F/I	28-20129
Silverado 1500	5.3L V8 F/I	28-20129 ♦
Silverado 1500	6.2L V8 F/I	28-20129 ♦

*Indicates 2 filters required ♦ Intake system available - see page 26

CHEVROLET DRYFLOW® REPLACEMENT AIR FILTERS



Vehicle	Engine Type	Air Filter
2016 CHEVROLET		
Silverado 2500 HD	6.0L V8 F/I	28-20129
Silverado 2500 HD	6.6L V8 DSL	28-20466
Silverado 3500 HD	6.0L V8 F/I	28-20129
Silverado 3500 HD	6.6L V8 DSL	28-20466
Suburban	5.3L V8 F/I	28-20129 ♦
Tahoe	5.3L V8 F/I	28-20129 ♦
Traverse	3.6L V6 F/I	28-20394

Vehicle	Engine Type	Air Filter
2015 CHEVROLET		
Camaro	3.6L V6 F/I	28-20434
Camaro SS	6.2L V8 F/I	28-20434
Camaro ZL1	6.2L V8 F/I	28-20434
Cruze	1.8L L4 F/I	28-20964
Equinox	2.4L L4 F/I	28-20439
Equinox	3.6L V6 F/I	28-20439
Express 2500	4.8L V8 F/I	AE-10986
Express 2500	6.0L V8 F/I	AE-10986
Express 2500	4.8L V8 F/I	AE-10986
Express 3500	6.0L V8 F/I	AE-10986
Express 3500	6.0L V8 F/I	AE-10986
Silverado 1500	4.3L V6 F/I	28-20129
Silverado 1500	5.3L V8 F/I	28-20129 ♦
Silverado 1500	6.2L V8 F/I	28-20129 ♦
Silverado 2500 HD	6.0L V8 F/I	28-20129
Silverado 2500 HD	6.6L V8 DSL	28-20466
Silverado 2500 HD	6.6L V8 DSL	28-20466
Silverado 3500 HD	6.0L V8 F/I	28-20129
Silverado 3500 HD	6.6L V8 DSL	28-20466
Suburban	5.3L V8 F/I	28-20129 ♦
Tahoe	5.3L V8 F/I	28-20129 ♦
Traverse	3.6L V6 F/I	28-20394

Vehicle	Engine Type	Air Filter
2014 CHEVROLET		
Camaro	3.6L V6 F/I	28-20434 ♦
Camaro SS	6.2L V8 F/I	28-20434 ♦
Camaro ZL1	6.2L V8 F/I	28-20434
Cruze	1.6L L4 F/I	28-20964
Cruze	1.8L L4 F/I	28-20964
Equinox	2.4L L4 F/I	28-20439
Equinox	3.6L V6 F/I	28-20439
Express 1500	4.3L V6 F/I	AE-10986
Express 2500	4.8L V8 F/I	AE-10986
Express 2500	6.0L V8 F/I	AE-10986
Express 3500	4.8L V8 F/I	AE-10986
Express 3500	6.0L V8 F/I	AE-10986
Orlando	1.8L L4 F/I	28-20964
Silverado 1500	4.3L V6 F/I	28-20129
Silverado 1500	5.3L V8 F/I	28-20129 ♦
Silverado 1500	6.2L V8 F/I	28-20129 ♦
Silverado 2500 HD	6.0L V8 F/I	28-20129
Silverado 2500 HD	6.6L V8 DSL	28-20466
Silverado 3500 HD	6.0L V8 F/I	28-20129
Silverado 3500 HD	6.6L V8 DSL	28-20466
Suburban 1500	5.3L V8 F/I	28-20129 ♦
Tahoe	5.3L V8 F/I	28-20129 ♦
Tahoe Hybrid	6.0L V8 F/I	28-20129
Traverse	3.6L V6 F/I	28-20394

Vehicle	Engine Type	Air Filter
2013 CHEVROLET		
Avalanche	5.3L V8 F/I	28-20129 ♦
Camaro	3.6L V6 F/I	28-20434 ♦
Camaro SS	6.2L V8 F/I	28-20434 ♦
Camaro ZL1	6.2L V8 F/I	28-20434
Corvette	6.2L V8 F/I	AE-07082
Corvette Z06	7.0L V8 F/I	AE-07082
Cruze	1.6L L4 F/I	28-20964
Cruze	1.8L L4 F/I	28-20964

Vehicle	Engine Type	Air Filter
2013 CHEVROLET		
Equinox	2.4L L4 F/I	28-20439
Equinox	3.6L V6 F/I	28-20439
Express 1500	4.3L V6 F/I	AE-10986
Express 1500	5.3L V8 F/I	AE-10986
Express 2500	4.8L V8 F/I	AE-10986
Express 2500	6.0L V8 F/I	AE-10986
Express 3500	4.8L V8 F/I	AE-10986
Express 3500	6.0L V8 F/I	AE-10986
Express Cargo	4.3L V6 F/I	AE-10986
Express Cargo	6.0L V8 F/I	AE-10986
Express Pasajeros	5.3L V8 F/I	AE-10986
Express Pasajeros	6.0L V8 F/I	AE-10986
Orlando	1.8L L4 F/I	28-20964
Silverado 1500	4.3L V6 F/I	28-20129
Silverado 1500	4.8L V8 F/I	28-20129 ♦
Silverado 1500	5.3L V8 F/I	28-20129 ♦
Silverado 1500	6.2L V8 F/I	28-20129 ♦
Silverado 1500 Hybrid	6.0L V8 F/I	28-20129
Silverado 2500 HD	6.0L V8 F/I	28-20129
Silverado 2500 HD	6.6L V8 DSL	28-20466
Silverado 3500 HD	6.0L V8 F/I	28-20129
Silverado 3500 HD	6.6L V8 DSL	28-20466
Suburban 1500	5.3L V8 F/I	28-20129 ♦
Suburban 2500	6.0L V8 F/I	28-20129
Tahoe	5.3L V8 F/I	28-20129 ♦
Tahoe Hybrid	6.0L V8 F/I	28-20129
Traverse	3.6L V6 F/I	28-20394

Vehicle	Engine Type	Air Filter
2012 CHEVROLET		
Avalanche	5.3L V8 F/I	28-20129 ♦
Camaro	3.6L V6 F/I	28-20434 ♦
Camaro SS	6.2L V8 F/I	28-20434 ♦
Camaro ZL1	6.2L V8 F/I	28-20434
Colorado	2.9L L4 F/I	28-20408
Colorado	3.7L L5 F/I	28-20408
Colorado	5.3L V8 F/I	28-20408
Corvette	6.2L V8 F/I	AE-07082
Corvette Z06	7.0L V8 F/I	AE-07082
Cruze	1.6L L4 F/I	28-20964
Cruze	1.8L L4 F/I	28-20964
Equinox	2.4L L4 F/I	28-20439
Equinox	3.0L V6 F/I	28-20439
Express 1500	4.3L V6 F/I	AE-10986
Express 1500	5.3L V8 F/I	AE-10986
Express 2500	4.8L V8 F/I	AE-10986
Express 2500	6.0L V8 F/I	AE-10986
Express 3500	4.8L V8 F/I	AE-10986
Express 3500	6.0L V8 F/I	AE-10986
Express Cargo	4.3L V6 F/I	AE-10986
Express Cargo	6.0L V8 F/I	AE-10986
Express Pasajeros	5.3L V8 F/I	AE-10986
Express Pasajeros	6.0L V8 F/I	AE-10986
Malibu	2.4L L4 F/I	28-20296
Malibu	3.6L V6 F/I	28-20296
Orlando	1.8L L4 F/I	28-20964
Silverado 1500	4.3L V6 F/I	28-20129
Silverado 1500	4.8L V8 F/I	28-20129 ♦
Silverado 1500	5.3L V8 F/I	28-20129 ♦
Silverado 1500	6.2L V8 F/I	28-20129 ♦
Silverado 1500 Hybrid	6.0L V8 F/I	28-20129
Silverado 2500 HD	6.0L V8 F/I	28-20129 ♦
Silverado 2500 HD	6.6L V8 DSL	28-20466 ♦
Silverado 3500 HD	6.0L V8 F/I	28-20129 ♦
Silverado 3500 HD	6.6L V8 DSL	28-20466 ♦

*Indicates 2 filters required ♦ Intake system available - see page 26



DRYFLOW® REPLACEMENT AIR FILTERS CHEVROLET

Vehicle	Engine Type	Air Filter
2012 CHEVROLET		
Suburban 1500	5.3L V8 F/I	28-20129 ♦
Suburban 2500	6.0L V8 F/I	28-20129
Tahoe	5.3L V8 F/I	28-20129 ♦
Tahoe Hybrid	6.0L V8 F/I	28-20129
Traverse	3.6L V6 F/I	28-20394

Vehicle	Engine Type	Air Filter
2011 CHEVROLET		
Avalanche	5.3L V8 F/I	28-20129 ♦
Aveo	1.6L L4 F/I - US	28-20320
Aveo5	1.6L L4 F/I	28-20320
Camaro	3.6L V6 F/I	28-20434 ♦
Camaro SS	6.2L V8 F/I	28-20434 ♦
Colorado	2.9L L4 F/I	28-20408
Colorado	3.7L L5 F/I	28-20408
Colorado	5.3L V8 F/I	28-20408
Corvette	6.2L V8 F/I	AE-07082
Corvette Z06	7.0L V8 F/I	AE-07082
Cruze	1.6L L4 F/I	28-20964
Cruze	1.8L L4 F/I	28-20964
Equinox	2.4L L4 F/I	28-20439
Equinox	3.0L V6 F/I	28-20439
Express 1500	4.3L V6 F/I	AE-10986
Express 1500	5.3L V8 F/I	AE-10986
Express 2500	4.8L V8 F/I	AE-10986
Express 2500	6.0L V8 F/I	AE-10986
Express 3500	4.8L V8 F/I	AE-10986
Express 3500	6.0L V8 F/I	AE-10986
Express Cargo	4.3L V6 F/I	AE-10986
Express Cargo	6.0L V8 F/I	AE-10986
Express Pasajeros	5.3L V8 F/I	AE-10986
Express Pasajeros	6.0L V8 F/I	AE-10986
HHR	2.2L L4 F/I	28-20339
HHR	2.4L L4 F/I	28-20339
Malibu	2.4L L4 F/I	28-20296
Malibu	3.6L V6 F/I	28-20296
Orlando	1.8L L4 F/I	28-20964
Silverado 1500	4.3L V6 F/I	28-20129
Silverado 1500	4.8L V8 F/I	28-20129 ♦
Silverado 1500	5.3L V8 F/I	28-20129 ♦
Silverado 1500	6.2L V8 F/I	28-20129 ♦
Silverado 1500 Hybrid	6.0L V8 F/I	28-20129
Silverado 2500 HD	6.0L V8 F/I	28-20129 ♦
Silverado 2500 HD	6.6L V8 DSL	28-20466 ♦
Silverado 3500 HD	6.0L V8 F/I	28-20129 ♦
Silverado 3500 HD	6.6L V8 DSL	28-20466 ♦
Suburban 1500	5.3L V8 F/I	28-20129 ♦
Suburban 2500	6.0L V8 F/I	28-20129
Tahoe	5.3L V8 F/I	28-20129 ♦
Tahoe Hybrid	6.0L V8 F/I	28-20129
Traverse	3.6L V6 F/I	28-20394

Vehicle	Engine Type	Air Filter
2010 CHEVROLET		
Avalanche	5.3L V8 F/I	28-20129 ♦
Aveo	1.2L L4 F/I	28-20320
Aveo	1.4L L4 F/I	28-20320
Aveo	1.6L L4 F/I	28-20320
Aveo5	1.6L L4 F/I	28-20320
Camaro	3.6L V6 F/I	28-20434 ♦
Camaro SS	6.2L V8 F/I	28-20434 ♦
Cobalt	2.0L L4 F/I	28-20311 ♦
Cobalt	2.2L L4 F/I	28-20311
Colorado	2.9L L4 F/I	28-20408
Colorado	3.7L L5 F/I	28-20408
Colorado	5.3L V8 F/I	28-20408

Vehicle	Engine Type	Air Filter
2010 CHEVROLET		
Corvette	6.2L V8 F/I	AE-07082
Corvette Z06	7.0L V8 F/I	AE-07082
Cruze	1.6L L4 F/I	28-20964
Cruze	1.8L L4 F/I	28-20964
Equinox	2.4L L4 F/I	28-20439
Equinox	3.0L V6 F/I	28-20439
Express 1500	4.3L V6 F/I	AE-10986
Express 1500	5.3L V8 F/I	AE-10986
Express 2500	4.8L V8 F/I	AE-10986
Express 2500	6.0L V8 F/I	AE-10986
Express 3500	4.8L V8 F/I	AE-10986
Express 3500	6.0L V8 F/I	AE-10986
Express Cargo	4.3L V6 F/I	AE-10986
Express Cargo	6.0L V8 F/I	AE-10986
Express Pasajeros	5.3L V8 F/I	AE-10986
Express Pasajeros	6.0L V8 F/I	AE-10986
HHR	2.2L L4 F/I	28-20339
HHR	2.4L L4 F/I	28-20339
Malibu	2.4L L4 F/I	28-20296
Malibu	3.6L V6 F/I	28-20296
Silverado 1500	4.3L V6 F/I	28-20129
Silverado 1500	4.8L V8 F/I	28-20129 ♦
Silverado 1500	5.3L V8 F/I	28-20129 ♦
Silverado 1500	6.2L V8 F/I	28-20129 ♦
Silverado 1500 Hybrid	6.0L V8 F/I	28-20129
Silverado 2500 HD	6.0L V8 F/I	28-20129 ♦
Silverado 3500 HD	6.0L V8 F/I	28-20129 ♦
Suburban 1500	5.3L V8 F/I	28-20129 ♦
Suburban 2500	6.0L V8 F/I	28-20129
Tahoe	5.3L V8 F/I	28-20129 ♦
Tahoe Hybrid	6.0L V8 F/I	28-20129
Traverse	3.6L V6 F/I	28-20394

Vehicle	Engine Type	Air Filter
2009 CHEVROLET		
Avalanche	5.3L V8 F/I	28-20129 ♦
Avalanche	6.0L V8 F/I	28-20129 ♦
Aveo	1.2L L4 F/I	28-20320
Aveo	1.4L L4 F/I	28-20320
Aveo	1.6L L4 F/I	28-20320
Aveo5	1.6L L4 F/I	28-20320
Cobalt	2.0L L4 F/I	28-20311 ♦
Cobalt	2.2L L4 F/I	28-20311
Colorado	2.9L L4 F/I	28-20408
Colorado	3.7L L5 F/I	28-20408
Colorado	5.3L V8 F/I	28-20408
Corvette	6.2L V8 F/I	AE-07082
Corvette Z06	7.0L V8 F/I	AE-07082
Cruze	1.6L L4 F/I	28-20964
Cruze	1.8L L4 F/I	28-20964
Equinox	3.4L V6 F/I	28-20296
Equinox	3.6L V6 F/I	28-20296
Express 1500	4.3L V6 F/I	AE-10986
Express 1500	5.3L V8 F/I	AE-10986
Express 2500	4.8L V8 F/I	AE-10986
Express 2500	6.0L V8 F/I	AE-10986
Express 3500	4.8L V8 F/I	AE-10986
Express 3500	6.0L V8 F/I	AE-10986
Express Cargo	4.3L V6 F/I	AE-10986
Express Cargo	5.3L V8 F/I	AE-10986
Express Pasajeros	5.3L V8 F/I	AE-10986
Express Pasajeros	6.0L V8 F/I	AE-10986
HHR	2.2L L4 F/I	28-20339
HHR	2.4L L4 F/I	28-20339
Kalos	1.2L L4 F/I	28-20320

*Indicates 2 filters required ♦ Intake system available - see page 26

CHEVROLET DRYFLOW® REPLACEMENT AIR FILTERS



Vehicle	Engine Type	Air Filter
2009 CHEVROLET		
Kalos	1.4L L4 F/I	28-20320
Malibu	2.4L L4 F/I	28-20296
Malibu	3.5L V6 F/I	28-20296
Malibu	3.6L V6 F/I	28-20296
Silverado 1500	4.3L V6 F/I	28-20129
Silverado 1500	4.8L V8 F/I	28-20129 ♦
Silverado 1500	5.3L V8 F/I	28-20129 ♦
Silverado 1500	6.0L V8 F/I	28-20129 ♦
Silverado 1500	6.2L V8 F/I	28-20129 ♦
Silverado 1500 Hybrid	6.0L V8 F/I	28-20129
Silverado 2500 HD	6.0L V8 F/I	28-20129
Silverado 3500 HD	6.0L V8 F/I	28-20129
Suburban 1500	5.3L V8 F/I	28-20129 ♦
Suburban 1500	6.0L V8 F/I	28-20129 ♦
Suburban 2500	6.0L V8 F/I	28-20129
Tahoe	4.8L V8 F/I	28-20129 ♦
Tahoe	5.3L V8 F/I	28-20129 ♦
Tahoe	6.2L V8 F/I	28-20129 ♦
Tahoe Hybrid	6.0L V8 F/I	28-20129
TrailBlazer	4.2L L6 F/I	AE-10009
TrailBlazer	5.3L V8 F/I	AE-10009
TrailBlazer	6.0L V8 F/I	AE-10009
Traverse	3.6L V6 F/I	28-20394

Vehicle	Engine Type	Air Filter
2008 CHEVROLET		
Avalanche	5.3L V8 F/I	28-20129 ♦
Avalanche	6.0L V8 F/I	28-20129 ♦
Aveo	1.2L L4 F/I	28-20320
Aveo	1.4L L4 F/I	28-20320
Aveo	1.6L L4 F/I	28-20320
Cobalt	2.0L L4 F/I	28-20311 ♦
Cobalt	2.2L L4 F/I	28-20311
Cobalt	2.4L L4 F/I	28-20311
Colorado	2.9L L4 F/I	28-20408
Colorado	3.7L L5 F/I	28-20408
Corvette	6.2L V8 F/I	AE-07082
Corvette Z06	7.0L V8 F/I	AE-07082
Equinox	3.4L V6 F/I	28-20296
Equinox	3.6L V6 F/I	28-20296
Express 1500	4.3L V6 F/I	AE-10986
Express 1500	5.3L V8 F/I	AE-10986
Express 2500	4.8L V8 F/I	AE-10986
Express 2500	6.0L V8 F/I	AE-10986
Express 3500	4.8L V8 F/I	AE-10986
Express 3500	6.0L V8 F/I	AE-10986
HHR	2.2L L4 F/I	28-20339
HHR	2.4L L4 F/I	28-20339
Kalos	1.2L L4 F/I	28-20320
Kalos	1.4L L4 F/I	28-20320
Malibu	2.4L L4 F/I	28-20296
Malibu	3.6L V6 F/I	28-20296
Silverado 1500	4.3L V6 F/I	28-20129
Silverado 1500	4.8L V8 F/I	28-20129 ♦
Silverado 1500	5.3L V8 F/I	28-20129 ♦
Silverado 1500	6.0L V8 F/I	28-20129 ♦
Silverado 2500 HD	6.0L V8 F/I	28-20129 ♦
Silverado 3500 HD	6.0L V8 F/I	28-20129 ♦
Suburban 1500	5.3L V8 F/I	28-20129 ♦
Suburban 1500	6.0L V8 F/I	28-20129 ♦
Suburban 2500	6.0L V8 F/I	28-20129 ♦
Tahoe	4.8L V8 F/I	28-20129 ♦
Tahoe	5.3L V8 F/I	28-20129 ♦
Tahoe Hybrid	6.0L V8 F/I	28-20129
TrailBlazer	4.2L L6 F/I	AE-10009

Vehicle	Engine Type	Air Filter
2008 CHEVROLET		
TrailBlazer	5.3L V8 F/I	AE-10009
TrailBlazer	6.0L V8 F/I	AE-10009
2007 CHEVROLET		
Avalanche	5.3L V8 F/I	28-20129 ♦
Avalanche	6.0L V8 F/I	28-20129 ♦
Aveo	1.2L L4 F/I	28-20320
Aveo	1.4L L4 F/I	28-20320
Aveo	1.6L L4 F/I	28-20320 ♦
Blazer	4.3L V6 F/I	28-20042
Camaro	3.8L V6 F/I	28-20118
Camaro	5.7L V8 F/I	28-20118
Cobalt	2.2L L4 F/I	28-20311
Cobalt	2.4L L4 F/I	28-20311
Colorado	2.9L L4 F/I	AE-07073
Colorado	3.7L L5 F/I	AE-07073
Corvette Z06	7.0L V8 F/I	AE-07082
Equinox	3.4L V6 F/I	28-20296
HHR	2.2L L4 F/I	28-20339
HHR	2.4L L4 F/I	28-20339
Kalos	1.2L L4 F/I	28-20320
Kalos	1.4L L4 F/I	28-20320
Silverado 1500	4.3L V6 F/I	28-20129
Silverado 1500	4.8L V8 F/I	28-20129 ♦
Silverado 1500	5.3L V8 F/I	28-20129 ♦
Silverado 1500	6.0L V8 F/I	28-20129 ♦
Silverado 1500 Classic	4.3L V6 F/I	28-20129
Silverado 1500 Classic	4.8L V8 F/I	28-20129 ♦
Silverado 1500 Classic	5.3L V8 F/I	28-20129 ♦
Silverado 1500 Classic	6.0L V8 F/I	28-20129 ♦
Silverado 1500 HD	6.0L V8 F/I	28-20129 ♦
Classic		
Silverado 2500 HD	6.0L V8 F/I	28-20129 ♦
Silverado 2500 HD	6.0L V8 F/I	28-20129 ♦
Classic		
Silverado 2500 HD	8.1L V8 F/I	28-20129
Classic		
Silverado 3500 Classic	6.0L V8 F/I	28-20129
Silverado 3500 Classic	8.1L V8 F/I	28-20129
Silverado 3500 HD	6.0L V8 F/I	28-20129 ♦
Silverado SS	6.0L V8 F/I	28-20129
Silverado SS Classic	6.0L V8 F/I	28-20129 ♦
Suburban 1500	5.3L V8 F/I	28-20129 ♦
Suburban 1500	6.0L V8 F/I	28-20129 ♦
Suburban 2500	6.0L V8 F/I	28-20129 ♦
Tahoe	4.8L V8 F/I	28-20129 ♦
Tahoe	5.3L V8 F/I	28-20129 ♦
TrailBlazer	4.2L L6 F/I	AE-10009
TrailBlazer	5.3L V8 F/I	AE-10009
TrailBlazer	6.0L V8 F/I	AE-10009

Vehicle	Engine Type	Air Filter
2006 CHEVROLET		
Avalanche 1500	5.3L V8 F/I	28-20129 ♦
Avalanche 2500	8.1L V8 F/I	28-20129
Aveo	1.2L L4 F/I	28-20320
Aveo	1.4L L4 F/I	28-20320
Aveo	1.6L L4 F/I	28-20320 ♦
Blazer	4.3L V6 F/I	28-20042
Camaro	3.8L V6 F/I	28-20118
Camaro	5.7L V8 F/I	28-20118
Cobalt	2.2L L4 F/I	28-20311
Cobalt	2.4L L4 F/I	28-20311 ♦
Colorado	2.8L L4 F/I	AE-07073 ♦
Colorado	3.5L L5 F/I	AE-07073 ♦
Corvette Z06	7.0L V8 F/I	AE-07082

*Indicates 2 filters required ♦ Intake system available - see page 26



DRYFLOW® REPLACEMENT AIR FILTERS CHEVROLET

Vehicle	Engine Type	Air Filter
2006 CHEVROLET		
Equinox	3.4L V6 F/I	28-20296
HHR	2.2L L4 F/I	28-20339
HHR	2.4L L4 F/I	28-20339
Kalos	1.2L L4 F/I	28-20320
Kalos	1.4L L4 F/I	28-20320
Silverado 1500	4.3L V6 F/I	28-20129
Silverado 1500	4.8L V8 F/I	28-20129 ♦
Silverado 1500	5.3L V8 F/I	28-20129 ♦
Silverado 1500	6.0L V8 F/I	28-20129 ♦
Silverado 1500 HD	6.0L V8 F/I	28-20129 ♦
Silverado 2500 HD	6.0L V8 F/I	28-20129 ♦
Silverado 2500 HD	8.1L V8 F/I	28-20129
Silverado 3500	6.0L V8 F/I	28-20129 ♦
Silverado 3500	8.1L V8 F/I	28-20129
Silverado SS	6.0L V8 F/I	28-20129 ♦
Suburban 1500	5.3L V8 F/I	28-20129 ♦
Suburban 1500	6.0L V8 F/I	28-20129 ♦
Suburban 2500	6.0L V8 F/I	28-20129 ♦
Suburban 2500	8.1L V8 F/I	28-20129
Tahoe	4.8L V8 F/I	28-20129 ♦
Tahoe	5.3L V8 F/I	28-20129 ♦
TrailBlazer	4.2L L6 F/I	AE-10009
TrailBlazer	5.3L V8 F/I	AE-10009
TrailBlazer	6.0L V8 F/I	AE-10009

Vehicle	Engine Type	Air Filter
2005 CHEVROLET		
Avalanche 1500	5.3L V8 F/I	28-20129 ♦
Avalanche 2500	8.1L V8 F/I	28-20129 ♦
Aveo	1.6L L4 F/I	28-20320 ♦
Blazer	4.3L V6 F/I	28-20042
Camaro	3.8L V6 F/I	28-20118
Camaro	5.7L V8 F/I	28-20118
Cobalt	2.2L L4 F/I	28-20311 ♦
Cobalt	2.4L L4 F/I	28-20311
Colorado	2.8L L4 F/I	AE-07073 ♦
Colorado	3.5L L5 F/I	AE-07073 ♦
Equinox	3.4L V6 F/I	28-20296
Impala	3.4L V6 F/I	28-20141
Impala	3.8L V6 F/I	28-20141
Kalos	1.2L L4 F/I	28-20320
Kalos	1.4L L4 F/I	28-20320
Monte Carlo	3.4L V6 F/I	28-20141
Monte Carlo	3.8L V6 F/I	28-20141
Silverado 1500	4.3L V6 F/I	28-20129
Silverado 1500	4.8L V8 F/I	28-20129 ♦
Silverado 1500	5.3L V8 F/I	28-20129 ♦
Silverado 1500 HD	6.0L V8 F/I	28-20129 ♦
Silverado 2500 HD	6.0L V8 F/I	28-20129 ♦
Silverado 2500 HD	6.6L V8 DSL - w/Panel Filter	28-20129 ♦
Silverado 2500 HD	8.1L V8 F/I	28-20129
Silverado 3500	6.0L V8 F/I	28-20129 ♦
Silverado 3500	6.6L V8 DSL - w/Panel Filter	28-20129 ♦
Silverado 3500	8.1L V8 F/I	28-20129
Silverado SS	6.0L V8 F/I	28-20129 ♦
Suburban 1500	5.3L V8 F/I	28-20129 ♦
Suburban 2500	6.0L V8 F/I	28-20129 ♦
Suburban 2500	8.1L V8 F/I	28-20129
Tahoe	4.8L V8 F/I	28-20129 ♦
Tahoe	5.3L V8 F/I	28-20129 ♦
TrailBlazer	4.2L L6 F/I	AE-10009
TrailBlazer	5.3L V8 F/I	AE-10009

Vehicle	Engine Type	Air Filter
2004 CHEVROLET		
Avalanche 1500	5.3L V8 F/I	28-20129 ♦

Vehicle	Engine Type	Air Filter
2004 CHEVROLET		
Avalanche 2500	8.1L V8 F/I	28-20129 ♦
Aveo	1.6L L4 F/I	28-20320 ♦
Blazer	4.3L V6 F/I	28-20042 ♦
Camaro	3.8L V6 F/I	28-20118
Camaro	5.7L V8 F/I	28-20118
Colorado	2.8L L4 F/I	AE-07073 ♦
Colorado	3.5L L5 F/I	AE-07073 ♦
Impala	3.4L V6 F/I	28-20141
Impala	3.8L V6 F/I	28-20141
Monte Carlo	3.4L V6 F/I	28-20141
Monte Carlo	3.8L V6 F/I	28-20141
S10 Pickup	4.3L V6 F/I	28-20042 ♦
Silverado 1500	4.3L V6 F/I	28-20129
Silverado 1500	4.8L V8 F/I	28-20129 ♦
Silverado 1500	5.3L V8 F/I	28-20129 ♦
Silverado 2500	6.0L V8 F/I	28-20129 ♦
Silverado 2500 HD	6.0L V8 F/I	28-20129 ♦
Silverado 2500 HD	6.6L V8 DSL	28-20129 ♦
Silverado 2500 HD	8.1L V8 F/I	28-20129 ♦
Silverado 3500	6.0L V8 F/I	28-20129 ♦
Silverado 3500	6.6L V8 DSL	28-20129 ♦
Silverado 3500	8.1L V8 F/I	28-20129 ♦
Silverado SS	6.0L V8 F/I	28-20129 ♦
Suburban 1500	5.3L V8 F/I	28-20129 ♦
Suburban 2500	6.0L V8 F/I	28-20129 ♦
Suburban 2500	8.1L V8 F/I	28-20129
Tahoe	4.8L V8 F/I	28-20129 ♦
Tahoe	5.3L V8 F/I	28-20129 ♦
TrailBlazer	4.2L L6 F/I	AE-10009
TrailBlazer	5.3L V8 F/I	AE-10009

Vehicle	Engine Type	Air Filter
2003 CHEVROLET		
Avalanche 1500	5.3L V8 F/I	28-20129 ♦
Avalanche 2500	8.1L V8 F/I	28-20129 ♦
Blazer	4.3L V6 F/I	28-20042 ♦
Camaro	3.8L V6 F/I	28-20118
Camaro	5.7L V8 F/I	28-20118
Impala	3.4L V6 F/I	28-20141
Impala	3.8L V6 F/I	28-20141
Monte Carlo	3.4L V6 F/I	28-20141
Monte Carlo	3.8L V6 F/I	28-20141
S10 Pickup	2.2L L4 F/I	28-20042 ♦
S10 Pickup	4.3L V6 F/I	28-20042 ♦
Silverado 1500	4.3L V6 F/I	28-20129
Silverado 1500	4.8L V8 F/I	28-20129 ♦
Silverado 1500	5.3L V8 F/I	28-20129 ♦
Silverado 1500 HD	6.0L V8 F/I	28-20129 ♦
Silverado 2500	6.0L V8 F/I	28-20129 ♦
Silverado 2500 HD	6.0L V8 F/I	28-20129 ♦
Silverado 2500 HD	6.6L V8 DSL	28-20129 ♦
Silverado 2500 HD	8.1L V8 F/I	28-20129 ♦
Silverado 3500	6.0L V8 F/I	28-20129 ♦
Silverado 3500	6.6L V8 DSL	28-20129 ♦
Silverado 3500	8.1L V8 F/I	28-20129 ♦
Silverado SS	6.0L V8 F/I	28-20129 ♦
Suburban 1500	5.3L V8 F/I	28-20129 ♦
Suburban 2500	6.0L V8 F/I	28-20129 ♦
Suburban 2500	8.1L V8 F/I	28-20129
Tahoe	4.8L V8 F/I	28-20129 ♦
Tahoe	5.3L V8 F/I	28-20129 ♦
TrailBlazer	4.2L L6 F/I	AE-10009
TrailBlazer	5.3L V8 F/I	AE-10009

*Indicates 2 filters required ♦ Intake system available - see page 26

CHEVROLET DRYFLOW® REPLACEMENT AIR FILTERS



Vehicle	Engine Type	Air Filter	Vehicle	Engine Type	Air Filter
2002 CHEVROLET			2000 CHEVROLET		
Avalanche 1500	5.3L V8 F/I	28-20129 ♦	Avalanche 2500	8.1L V8 F/I	28-20129
Avalanche 2500	8.1L V8 F/I	28-20129 ♦	Blazer	4.3L V6 F/I	28-20042 ♦
Blazer	4.3L V6 F/I	28-20042 ♦	C35	5.7L V8 F/I	AE-10796 ♦
C3500	8.1L V8 F/I	28-20129	C2500	5.7L V8 F/I	AE-10796 ♦
C3500HD	8.1L V8 F/I	28-20129	C2500	6.5L V8 DSL	AE-10796
Camaro	3.8L V6 F/I	28-20118	C2500	7.4L V8 F/I	AE-10796
Camaro	5.7L V8 F/I	28-20118	C3500	5.7L V8 F/I	AE-10796 ♦
Impala	3.4L V6 F/I	28-20141	C3500	6.5L V8 DSL	AE-10796
Impala	3.8L V6 F/I	28-20141	C3500	7.4L V8 F/I	AE-10796
Monte Carlo	3.4L V6 F/I	28-20141	C3500HD	6.5L V8 DSL	AE-10796
Monte Carlo	3.8L V6 F/I	28-20141	C3500HD	7.4L V8 F/I	AE-10796
S10 Pickup	2.2L L4 F/I	28-20042 ♦	Camaro	3.8L V6 F/I	28-20118
S10 Pickup	4.3L V6 F/I	28-20042 ♦	Camaro	5.7L V8 F/I	28-20118
Silverado 1500	4.3L V6 F/I	28-20129	Impala	3.4L V6 F/I	28-20141
Silverado 1500	4.8L V8 F/I	28-20129 ♦	Impala	3.8L V6 F/I	28-20141
Silverado 1500	5.3L V8 F/I	28-20129 ♦	K2500	5.7L V8 F/I	AE-10796 ♦
Silverado 1500 HD	6.0L V8 F/I	28-20129 ♦	K2500	6.5L V8 DSL	AE-10796
Silverado 2500	5.3L V8 F/I	28-20129 ♦	K2500	7.4L V8 F/I	AE-10796
Silverado 2500	6.0L V8 F/I	28-20129 ♦	K3500	5.7L V8 F/I	AE-10796 ♦
Silverado 2500 HD	6.0L V8 F/I	28-20129 ♦	K3500	6.5L V8 DSL	AE-10796
Silverado 2500 HD	6.6L V8 DSL	28-20129 ♦	K3500	7.4L V8 F/I	AE-10796
Silverado 2500 HD	8.1L V8 F/I	28-20129 ♦	Monte Carlo	3.4L V6 F/I	28-20141
Silverado 3500	5.3L V8 F/I	28-20129 ♦	Monte Carlo	3.8L V6 F/I	28-20141
Silverado 3500	6.0L V8 F/I	28-20129 ♦	S10 Pickup	2.2L L4 F/I	28-20042 ♦
Silverado 3500	6.6L V8 DSL	28-20129 ♦	S10 Pickup	4.3L V6 F/I	28-20042 ♦
Silverado 3500	8.1L V8 F/I	28-20129 ♦	Silverado 1500	4.3L V6 F/I	28-20129
Suburban 1500	5.3L V8 F/I	28-20129 ♦	Silverado 1500	4.8L V8 F/I	28-20129 ♦
Suburban 2500	6.0L V8 F/I	28-20129 ♦	Silverado 1500	5.3L V8 F/I	28-20129 ♦
Suburban 2500	8.1L V8 F/I	28-20129 ♦	Silverado 2500	5.3L V8 F/I	28-20129 ♦
Tahoe	4.8L V8 F/I	28-20129 ♦	Silverado 2500	6.0L V8 F/I	28-20129 ♦
Tahoe	5.3L V8 F/I	28-20129 ♦	Suburban 1500	5.3L V8 F/I	28-20129 ♦
TrailBlazer	4.2L L6 F/I	AE-10009	Suburban 2500	5.3L V8 F/I	28-20129
2001 CHEVROLET			Suburban 2500	6.0L V8 F/I	28-20129 ♦
Avalanche 2500	8.1L V8 F/I	28-20129	Tahoe	4.8L V8 F/I	28-20129 ♦
Blazer	4.3L V6 F/I	28-20042 ♦	Tahoe	5.3L V8 F/I	28-20129 ♦
C3500	8.1L V8 F/I	28-20129	Tahoe	5.7L V8 F/I	AE-10796 ♦
C3500HD	8.1L V8 F/I	28-20129	1999 CHEVROLET		
Camaro	3.8L V6 F/I	28-20118	Blazer	4.3L V6 F/I	28-20042 ♦
Camaro	5.7L V8 F/I	28-20118	C35	5.7L V8 F/I	AE-10796 ♦
Impala	3.4L V6 F/I	28-20141	C1500	5.0L V8 F/I	AE-10796 ♦
Impala	3.8L V6 F/I	28-20141	C1500	5.7L V8 F/I	AE-10796 ♦
Monte Carlo	3.4L V6 F/I	28-20141	C1500 Suburban	5.7L V8 F/I	AE-10796 ♦
Monte Carlo	3.8L V6 F/I	28-20141	C1500 Suburban	6.5L V8 DSL	AE-10796
S10 Pickup	2.2L L4 F/I	28-20042 ♦	C2500	5.0L V8 F/I	AE-10796
S10 Pickup	4.3L V6 F/I	28-20042 ♦	C2500	5.7L V8 F/I	AE-10796 ♦
Silverado 1500	4.3L V6 F/I	28-20129	C2500	6.5L V8 DSL	AE-10796
Silverado 1500	4.8L V8 F/I	28-20129 ♦	C2500	7.4L V8 F/I	AE-10796
Silverado 1500	5.3L V8 F/I	28-20129 ♦	C2500 Suburban	5.7L V8 F/I	AE-10796 ♦
Silverado 1500 HD	6.0L V8 F/I	28-20129 ♦	C2500 Suburban	6.5L V8 DSL	AE-10796
Silverado 2500	6.0L V8 F/I	28-20129 ♦	C2500 Suburban	7.4L V8 F/I	AE-10796
Silverado 2500 HD	6.0L V8 F/I	28-20129 ♦	C3500	5.7L V8 F/I	AE-10796 ♦
Silverado 2500 HD	6.6L V8 DSL	28-20129 ♦	C3500	6.5L V8 DSL	AE-10796
Silverado 2500 HD	8.1L V8 F/I	28-20129 ♦	C3500	7.4L V8 F/I	AE-10796
Silverado 3500	6.0L V8 F/I	28-20129 ♦	C3500HD	6.5L V8 DSL	AE-10796
Silverado 3500	6.6L V8 DSL	28-20129 ♦	C3500HD	7.4L V8 F/I	AE-10796
Silverado 3500	8.1L V8 F/I	28-20129 ♦	Camaro	3.8L V6 F/I	28-20118
Suburban 1500	5.3L V8 F/I	28-20129 ♦	Camaro	5.7L V8 F/I	28-20118
Suburban 2500	6.0L V8 F/I	28-20129 ♦	K1500	5.0L V8 F/I	AE-10796 ♦
Suburban 2500	8.1L V8 F/I	28-20129	K1500	5.7L V8 F/I	AE-10796 ♦
Tahoe	4.8L V8 F/I	28-20129 ♦	K1500 Suburban	5.7L V8 F/I	AE-10796 ♦
Tahoe	5.3L V8 F/I	28-20129 ♦	K1500 Suburban	6.5L V8 DSL	AE-10796
			K2500	5.0L V8 F/I	AE-10796
			K2500	5.7L V8 F/I	AE-10796 ♦

*Indicates 2 filters required ♦ Intake system available - see page 26



DRYFLOW® REPLACEMENT AIR FILTERS CHEVROLET

Vehicle	Engine Type	Air Filter	Vehicle	Engine Type	Air Filter
1999 CHEVROLET			1997 CHEVROLET		
K2500	6.5L V8 DSL	AE-10796	C35	5.7L V8 F/I	AE-10796 ♦
K2500	7.4L V8 F/I	AE-10796	C1500	4.3L V6 F/I	AE-10796
K2500 Suburban	5.7L V8 F/I	AE-10796 ♦	C1500	5.0L V8 F/I	AE-10796 ♦
K2500 Suburban	6.5L V8 DSL	AE-10796	C1500	5.7L V8 F/I	AE-10796 ♦
K2500 Suburban	7.4L V8 F/I	AE-10796	C1500	6.5L V8 DSL	AE-10796
K3500	5.7L V8 F/I	AE-10796 ♦	C1500 Suburban	5.7L V8 F/I	AE-10796 ♦
K3500	6.5L V8 DSL	AE-10796	C1500 Suburban	6.5L V8 DSL	AE-10796
K3500	7.4L V8 F/I	AE-10796	C2500	5.0L V8 F/I	AE-10796 ♦
S10 Pickup	2.2L L4 F/I	28-20042 ♦	C2500	5.7L V8 F/I	AE-10796 ♦
S10 Pickup	4.3L V6 F/I	28-20042 ♦	C2500	6.5L V8 DSL	AE-10796
Silverado 1500	4.3L V6 F/I	28-20129	C2500	7.4L V8 F/I	AE-10796
Silverado 1500	4.8L V8 F/I	28-20129 ♦	C2500 Suburban	5.7L V8 F/I	AE-10796 ♦
Silverado 1500	5.3L V8 F/I	28-20129 ♦	C2500 Suburban	6.5L V8 DSL	AE-10796
Silverado 2500	5.3L V8 F/I	28-20129 ♦	C2500 Suburban	7.4L V8 F/I	AE-10796
Silverado 2500	6.0L V8 F/I	28-20129 ♦	C3500	5.7L V8 F/I	AE-10796 ♦
Tahoe	5.7L V8 F/I	AE-10796 ♦	C3500	6.5L V8 DSL	AE-10796
Tahoe	6.5L V8 DSL	AE-10796	C3500	7.4L V8 F/I	AE-10796
1998 CHEVROLET			C3500HD	6.5L V8 DSL	AE-10796
Blazer	4.3L V6 F/I	28-20042 ♦	C3500HD	7.4L V8 F/I	AE-10796
C35	5.7L V8 F/I	AE-10796 ♦	Camaro	3.8L V6 F/I	28-20042
C1500	4.3L V6 F/I	AE-10796	Camaro	5.7L V8 F/I - w/o Ram Air	28-20042
C1500	5.0L V8 F/I	AE-10796 ♦	Camaro	5.7L V8 F/I - w/Ram Air	28-20084
C1500	5.7L V8 F/I	AE-10796 ♦	K1500	4.3L V6 F/I	AE-10796
C1500	6.5L V8 DSL	AE-10796	K1500	5.0L V8 F/I	AE-10796 ♦
C1500 Suburban	5.7L V8 F/I	AE-10796 ♦	K1500	5.7L V8 F/I	AE-10796 ♦
C1500 Suburban	6.5L V8 DSL	AE-10796	K1500	6.5L V8 DSL	AE-10796
C2500	5.0L V8 F/I	AE-10796 ♦	K1500 Suburban	5.7L V8 F/I	AE-10796 ♦
C2500	5.7L V8 F/I	AE-10796 ♦	K1500 Suburban	6.5L V8 DSL	AE-10796
C2500	6.5L V8 DSL	AE-10796	K2500	5.7L V8 F/I	AE-10796 ♦
C2500	7.4L V8 F/I	AE-10796	K2500	6.5L V8 DSL	AE-10796
C2500 Suburban	5.7L V8 F/I	AE-10796 ♦	K2500	7.4L V8 F/I	AE-10796
C2500 Suburban	6.5L V8 DSL	AE-10796	K2500 Suburban	5.7L V8 F/I	AE-10796 ♦
C2500 Suburban	7.4L V8 F/I	AE-10796	K2500 Suburban	6.5L V8 DSL	AE-10796
C3500	5.7L V8 F/I	AE-10796 ♦	K2500 Suburban	7.4L V8 F/I	AE-10796
C3500	6.5L V8 DSL	AE-10796	K3500	5.7L V8 F/I	AE-10796 ♦
C3500	7.4L V8 F/I	AE-10796	K3500	6.5L V8 DSL	AE-10796
C3500HD	6.5L V8 DSL	AE-10796	K3500	7.4L V8 F/I	AE-10796
C3500HD	7.4L V8 F/I	AE-10796	P30	5.7L V8 F/I	AE-10500
Camaro	3.8L V6 F/I	28-20118	S10 Pickup	2.2L L4 F/I	28-20042
Camaro	5.7L V8 F/I	28-20118	S10 Pickup	4.3L V6 F/I	28-20042 ♦
K1500	4.3L V6 F/I	AE-10796	Tahoe	5.7L V8 F/I	AE-10796 ♦
K1500	5.0L V8 F/I	AE-10796 ♦	Tahoe	6.5L V8 DSL	AE-10796
K1500	5.7L V8 F/I	AE-10796 ♦	1996 CHEVROLET		
K1500	6.5L V8 DSL	AE-10796	Blazer	4.3L V6 F/I	28-20042 ♦
K1500 Suburban	5.7L V8 F/I	AE-10796 ♦	C35	5.7L V8 F/I	AE-10796 ♦
K1500 Suburban	6.5L V8 DSL	AE-10796	C1500	4.3L V6 F/I	AE-10796
K2500	5.0L V8 F/I	AE-10796 ♦	C1500	5.0L V8 F/I	AE-10796 ♦
K2500	5.7L V8 F/I	AE-10796 ♦	C1500	5.7L V8 F/I	AE-10796 ♦
K2500	6.5L V8 DSL	AE-10796	C1500 Suburban	5.7L V8 F/I	AE-10796 ♦
K2500	7.4L V8 F/I	AE-10796	C2500	5.0L V8 F/I	AE-10796 ♦
K2500 Suburban	5.7L V8 F/I	AE-10796 ♦	C2500	5.7L V8 F/I	AE-10796 ♦
K2500 Suburban	6.5L V8 DSL	AE-10796	C2500	7.4L V8 F/I	AE-10796
K2500 Suburban	7.4L V8 F/I	AE-10796	C2500 Suburban	5.7L V8 F/I	AE-10796 ♦
K3500	5.7L V8 F/I	AE-10796 ♦	C2500 Suburban	7.4L V8 F/I	AE-10796
K3500	6.5L V8 DSL	AE-10796	C3500	5.7L V8 F/I	AE-10796 ♦
K3500	7.4L V8 F/I	AE-10796	C3500	7.4L V8 F/I	AE-10796
S10 Pickup	2.2L L4 F/I	28-20042 ♦	C3500HD	7.4L V8 F/I	AE-10796
S10 Pickup	4.3L V6 F/I	28-20042 ♦	Camaro	3.8L V6 F/I	28-20042
Tahoe	5.7L V8 F/I	AE-10796 ♦	Camaro	5.7L V8 F/I - w/o Ram Air	28-20042
Tahoe	6.5L V8 DSL	AE-10796	Express 3500	7.4L V8 TBI	AE-10500
1997 CHEVROLET			G30	7.4L V8 F/I	AE-10500
Blazer	4.3L V6 F/I	28-20042 ♦	K1500	4.3L V6 F/I	AE-10796
			K1500	5.0L V8 F/I	AE-10796 ♦

*Indicates 2 filters required ♦ Intake system available - see page 26

CHEVROLET DRYFLOW® REPLACEMENT AIR FILTERS



Vehicle	Engine Type	Air Filter	Vehicle	Engine Type	Air Filter
1996 CHEVROLET			1994 CHEVROLET		
K1500	5.7L V8 F/I	AE-10796 ♦	C3500	7.4L V8 F/I	AE-10500
K1500 Suburban	5.7L V8 F/I	AE-10796 ♦	C3500HD	5.7L V8 F/I	AE-10500
K2500	5.7L V8 F/I	AE-10796 ♦	C3500HD	7.4L V8 F/I	AE-10500
K2500	7.4L V8 F/I	AE-10796	Camaro	3.4L V6 F/I	28-20042
K2500 Suburban	5.7L V8 F/I	AE-10796 ♦	Camaro	5.7L V8 F/I	28-20042
K2500 Suburban	7.4L V8 F/I	AE-10796	G30	7.4L V8 F/I	AE-10500
K3500	5.7L V8 F/I	AE-10796 ♦	K1500	5.0L V8 F/I	AE-10500 ♦
K3500	7.4L V8 F/I	AE-10796	K1500	5.7L V8 F/I	AE-10500 ♦
P30	5.7L V8 F/I	AE-10500	K1500 Suburban	5.7L V8 F/I	AE-10500 ♦
S10 Pickup	2.2L L4 F/I	28-20042	K2500	5.0L V8 F/I	AE-10500 ♦
S10 Pickup	4.3L V6 F/I	28-20042 ♦	K2500	5.7L V8 F/I	AE-10500 ♦
Tahoe	5.7L V8 F/I	AE-10796 ♦	K2500	7.4L V8 F/I	AE-10500
1995 CHEVROLET			K2500 Suburban	5.7L V8 F/I	AE-10500 ♦
Astro	4.3L V6 F/I	28-20042	K2500 Suburban	7.4L V8 F/I	AE-10500
Blazer	4.3L V6 F/I	28-20042	K3500	5.7L V8 F/I	AE-10500 ♦
C35	5.7L V8 F/I	AE-10500 ♦	K3500	7.4L V8 F/I	AE-10500
C1500	5.0L V8 F/I	AE-10500 ♦	Motorhome	5.7L V8 F/I - VIN K, Class C, P Series	AE-10500
C1500	5.7L V8 F/I	AE-10500 ♦	Motorhome	7.4L V8 F/I - Class C, w/3-7/16 inch Tall Filter	AE-10500
C1500 Suburban	5.7L V8 F/I	AE-10500 ♦	P30	5.7L V8 F/I	AE-10500
C2500	5.0L V8 F/I	AE-10500 ♦	P30	7.4L V8 F/I	AE-10500
C2500	5.7L V8 F/I	AE-10500 ♦	S10 Blazer	4.3L V6 CPI	28-20042
C2500	7.4L V8 F/I	AE-10500	S10 Pickup	2.2L L4 F/I	28-20042
C2500 Suburban	5.7L V8 F/I	AE-10500 ♦	S10 Pickup	4.3L V6 CPI	28-20042
C2500 Suburban	7.4L V8 F/I	AE-10500	1993 CHEVROLET		
C3500	5.7L V8 F/I	AE-10500 ♦	Astro	4.3L V6 CPI	28-20042
C3500	7.4L V8 F/I	AE-10500	Blazer	5.7L V8 F/I	AE-10500 ♦
C3500HD	5.7L V8 F/I	AE-10500	C1500	5.0L V8 F/I	AE-10500 ♦
C3500HD	7.4L V8 F/I	AE-10500	C1500	5.7L V8 F/I	AE-10500 ♦
Camaro	3.4L V6 F/I	28-20042	C1500	7.4L V8 F/I	AE-10500
Camaro	3.8L V6 F/I	28-20042	C1500 Suburban	5.7L V8 F/I	AE-10500 ♦
Camaro	5.7L V8 F/I	28-20042	C2500	5.0L V8 F/I	AE-10500 ♦
G30	7.4L V8 F/I	AE-10500	C2500	5.7L V8 F/I	AE-10500 ♦
K1500	5.0L V8 F/I	AE-10500 ♦	C2500	7.4L V8 F/I	AE-10500
K1500	5.7L V8 F/I	AE-10500 ♦	C2500 Suburban	5.7L V8 F/I	AE-10500 ♦
K1500 Suburban	5.7L V8 F/I	AE-10500 ♦	C2500 Suburban	7.4L V8 F/I	AE-10500
K2500	5.0L V8 F/I	AE-10500 ♦	C3500	5.7L V8 F/I	AE-10500 ♦
K2500	5.7L V8 F/I	AE-10500 ♦	C3500	7.4L V8 F/I	AE-10500
K2500	7.4L V8 F/I	AE-10500	C3500HD	5.7L V8 F/I	AE-10500
K2500 Suburban	5.7L V8 F/I	AE-10500 ♦	C3500HD	7.4L V8 F/I	AE-10500
K2500 Suburban	7.4L V8 F/I	AE-10500	Camaro	3.4L V6 F/I	28-20042
K3500	5.7L V8 F/I	AE-10500 ♦	Camaro	5.7L V8 F/I	28-20042
K3500	7.4L V8 F/I	AE-10500	G30	7.4L V8 F/I	AE-10500
Motorhome	5.7L V8 F/I - VIN K, Class C, P Series	AE-10500	K1500	5.0L V8 F/I	AE-10500 ♦
Motorhome	7.4L V8 F/I - Class C, w/3-7/16 inch Tall Filter	AE-10500	K1500	5.7L V8 F/I	AE-10500 ♦
P30	5.7L V8 F/I	AE-10500	K1500 Suburban	5.7L V8 F/I	AE-10500 ♦
P30	7.4L V8 F/I	AE-10500	K2500	5.0L V8 F/I	AE-10500 ♦
S10 Pickup	2.2L L4 F/I	28-20042	K2500	5.7L V8 F/I	AE-10500 ♦
S10 Pickup	4.3L V6 CPI	28-20042	K2500	7.4L V8 F/I	AE-10500
Tahoe	5.7L V8 F/I	AE-10500 ♦	K2500 Suburban	5.7L V8 F/I	AE-10500 ♦
1994 CHEVROLET			K2500 Suburban	7.4L V8 F/I	AE-10500
Astro	4.3L V6 CPI	28-20042	K3500	5.7L V8 F/I	AE-10500 ♦
Blazer	5.7L V8 F/I	AE-10500 ♦	K3500	7.4L V8 F/I	AE-10500
C1500	5.0L V8 F/I	AE-10500 ♦	Motorhome	5.7L V8 F/I - VIN K, Class C, P Series	AE-10500
C1500	5.7L V8 F/I	AE-10500 ♦	Motorhome	7.4L V8 F/I - Class A & C, w/3-7/16 inch Tall Filter	AE-10500
C1500 Suburban	5.7L V8 F/I	AE-10500 ♦	P30	5.7L V8 F/I	AE-10500
C2500	5.0L V8 F/I	AE-10500 ♦	P30	7.4L V8 F/I	AE-10500
C2500	5.7L V8 F/I	AE-10500 ♦	S10 Blazer	4.3L V6 CPI	28-20042
C2500	7.4L V8 F/I	AE-10500	S10 Pickup	4.3L V6 CPI	28-20042
C2500 Suburban	5.7L V8 F/I	AE-10500 ♦	1992 CHEVROLET		
C2500 Suburban	7.4L V8 F/I	AE-10500	Astro	4.3L V6 CPI	28-20042
C3500	5.7L V8 F/I	AE-10500 ♦			

*Indicates 2 filters required ♦ Intake system available - see page 26



DRYFLOW® REPLACEMENT AIR FILTERS CHEVROLET

Vehicle	Engine Type	Air Filter
1992 CHEVROLET		
Blazer	5.7L V8 F/I	AE-10500 ♦
C1500	5.0L V8 F/I	AE-10500 ♦
C1500	5.7L V8 F/I	AE-10500 ♦
C1500	7.4L V8 F/I	AE-10500
C1500 Suburban	5.7L V8 F/I	AE-10500 ♦
C2500	5.0L V8 F/I	AE-10500 ♦
C2500	5.7L V8 F/I	AE-10500 ♦
C2500	7.4L V8 F/I	AE-10500
C2500 Suburban	5.7L V8 F/I	AE-10500 ♦
C2500 Suburban	7.4L V8 F/I	AE-10500
C3500	5.7L V8 F/I	AE-10500 ♦
C3500	7.4L V8 F/I	AE-10500
C3500HD	5.7L V8 F/I	AE-10500
C3500HD	7.4L V8 F/I	AE-10500
G30	7.4L V8 F/I	AE-10500
K1500	5.0L V8 F/I	AE-10500 ♦
K1500	5.7L V8 F/I	AE-10500 ♦
K1500 Suburban	5.7L V8 F/I	AE-10500 ♦
K2500	5.0L V8 F/I	AE-10500 ♦
K2500	5.7L V8 F/I	AE-10500 ♦
K2500	7.4L V8 F/I	AE-10500
K2500 Suburban	5.7L V8 F/I	AE-10500 ♦
K2500 Suburban	7.4L V8 F/I	AE-10500
K3500	5.7L V8 F/I	AE-10500 ♦
K3500	7.4L V8 F/I	AE-10500
Motorhome	5.7L V8 F/I - VIN K, Class C, P Series	AE-10500
Motorhome	7.4L V8 F/I - Class A & C, w/3-7/16 inch Tall Filter	AE-10500
P30	5.7L V8 F/I	AE-10500
P30	7.4L V8 F/I	AE-10500
S10 Blazer	4.3L V6 CPI	28-20042
S10 Pickup	4.3L V6 CPI	28-20042

Vehicle	Engine Type	Air Filter
1991 CHEVROLET		
Blazer	5.7L V8 F/I	AE-10500
C1500	5.0L V8 F/I	AE-10500 ♦
C1500	5.7L V8 F/I	AE-10500 ♦
C1500	7.4L V8 F/I - w/3-7/16 inch Tall Filter	AE-10500
C2500	5.0L V8 F/I	AE-10500 ♦
C2500	5.7L V8 F/I	AE-10500 ♦
C2500	7.4L V8 F/I - w/3-7/16 inch Tall Filter	AE-10500
C3500	5.7L V8 F/I	AE-10500 ♦
C3500	7.4L V8 F/I - w/3-7/16 inch Tall Filter	AE-10500
C3500HD	5.7L V8 F/I	AE-10500
C3500HD	7.4L V8 F/I - w/3-7/16 inch Tall Filter	AE-10500
G30	7.4L V8 F/I - w/3-7/16 inch Tall Filter	AE-10500
K1500	5.0L V8 F/I	AE-10500 ♦
K1500	5.7L V8 F/I	AE-10500 ♦
K2500	5.0L V8 F/I	AE-10500 ♦
K2500	5.7L V8 F/I	AE-10500 ♦
K2500	7.4L V8 F/I - w/3-7/16 inch Tall Filter	AE-10500
K3500	5.7L V8 F/I	AE-10500 ♦
K3500	7.4L V8 F/I - w/3-7/16 inch Tall Filter	AE-10500
Motorhome	7.4L V8 F/I - Class A & C, w/3-7/16 inch Tall Filter	AE-10500
P30	5.7L V8 F/I	AE-10500
P30	7.4L V8 F/I - w/3-7/16 inch Tall Filter	AE-10500
R1500 Suburban	5.7L V8 F/I	AE-10500
R2500 Suburban	5.7L V8 F/I	AE-10500

Vehicle	Engine Type	Air Filter
1991 CHEVROLET		
R2500 Suburban	7.4L V8 F/I - w/3-7/16 inch Tall Filter	AE-10500
R3500	5.7L V8 F/I	AE-10500 ♦
R3500	7.4L V8 F/I - w/3-7/16 inch Tall Filter	AE-10500
V1500 Suburban	5.7L V8 F/I	AE-10500
V2500 Suburban	5.7L V8 F/I	AE-10500
V3500	5.7L V8 F/I	AE-10500 ♦
V3500	7.4L V8 F/I - w/3-7/16 inch Tall Filter	AE-10500

Vehicle	Engine Type	Air Filter
1990 CHEVROLET		
Blazer	5.7L V8 F/I	AE-10500
C1500	5.0L V8 F/I	AE-10500 ♦
C1500	5.7L V8 F/I	AE-10500 ♦
C1500	7.4L V8 F/I - w/3-7/16 inch Tall Filter	AE-10500
C2500	5.0L V8 F/I	AE-10500 ♦
C2500	5.7L V8 F/I	AE-10500 ♦
C3500	5.7L V8 F/I	AE-10500 ♦
C3500	7.4L V8 F/I - w/3-7/16 inch Tall Filter	AE-10500
Caprice	5.0L V8 F/I	AE-10500
Caprice	5.7L V8 F/I	AE-10500
G30	7.4L V8 F/I	AE-10500
K1500	5.0L V8 F/I	AE-10500 ♦
K1500	5.7L V8 F/I	AE-10500 ♦
K2500	5.0L V8 F/I	AE-10500 ♦
K2500	5.7L V8 F/I	AE-10500 ♦
K3500	5.7L V8 F/I	AE-10500 ♦
K3500	7.4L V8 F/I - w/3-7/16 inch Tall Filter	AE-10500
Motorhome	7.4L V8 F/I - Class A & C, w/3-7/16 inch Tall Filter	AE-10500
P30	5.7L V8 F/I	AE-10500
P30	7.4L V8 F/I	AE-10500
R1500 Suburban	5.7L V8 F/I	AE-10500
R2500 Suburban	5.7L V8 F/I	AE-10500
R2500 Suburban	7.4L V8 F/I - w/3-7/16 inch Tall Filter	AE-10500
R3500	5.7L V8 F/I	AE-10500 ♦
R3500	7.4L V8 F/I - w/3-7/16 inch Tall Filter	AE-10500
V1500 Suburban	5.7L V8 F/I	AE-10500
V2500 Suburban	5.7L V8 F/I	AE-10500
V2500 Suburban	7.4L V8 F/I - w/3-7/16 inch Tall Filter	AE-10500
V3500	5.7L V8 F/I	AE-10500 ♦
V3500	7.4L V8 F/I - w/3-7/16 inch Tall Filter	AE-10500

Vehicle	Engine Type	Air Filter
1989 CHEVROLET		
Blazer	5.7L V8 F/I	AE-10500
C1500	5.0L V8 F/I	AE-10500 ♦
C1500	5.7L V8 F/I	AE-10500 ♦
C2500	5.0L V8 F/I	AE-10500 ♦
C2500	5.7L V8 F/I	AE-10500 ♦
C3500	5.7L V8 F/I	AE-10500 ♦
C3500	7.4L V8 F/I - w/3-7/16 inch Tall Filter	AE-10500
Caprice	5.0L V8 F/I	AE-10500
Caprice	5.7L V8 F/I	AE-10500
G30	7.4L V8 F/I	AE-10500
K1500	5.0L V8 F/I	AE-10500 ♦
K1500	5.7L V8 F/I	AE-10500 ♦
K2500	5.0L V8 F/I	AE-10500 ♦
K2500	5.7L V8 F/I	AE-10500 ♦
K3500	5.7L V8 F/I	AE-10500 ♦

*Indicates 2 filters required ♦ Intake system available - see page 26

CHEVROLET DRYFLOW® REPLACEMENT AIR FILTERS



Vehicle	Engine Type	Air Filter
1989 CHEVROLET		
K3500	7.4L V8 F/I - w/3-7/16 inch Tall Filter	AE-10500
Motorhome	7.4L V8 F/I - Class A & C, w/3-7/16 inch Tall Filter	AE-10500
P20	5.7L V8 F/I	AE-10500
P30	5.7L V8 F/I	AE-10500
R1500 Suburban	5.7L V8 F/I	AE-10500
R2500	5.7L V8 F/I	AE-10500
R2500	7.4L V8 F/I - w/3-7/16 inch Tall Filter	AE-10500
R2500 Suburban	5.7L V8 F/I	AE-10500
R2500 Suburban	7.4L V8 F/I - w/3-7/16 inch Tall Filter	AE-10500
R3500	5.7L V8 F/I	AE-10500 ♦
R3500	7.4L V8 CARB - w/3-7/16 inch Tall Filter	AE-10500
R3500	7.4L V8 F/I - w/3-7/16 inch Tall Filter	AE-10500
V1500 Suburban	5.7L V8 F/I	AE-10500
V2500 Suburban	5.7L V8 F/I	AE-10500
V3500	5.7L V8 F/I	AE-10500 ♦
V3500	7.4L V8 CARB - w/3-7/16 inch Tall Filter	AE-10500
V3500	7.4L V8 F/I - w/3-7/16 inch Tall Filter	AE-10500

1988 CHEVROLET		
Blazer	5.7L V8 F/I	AE-10500
C1500	5.0L V8 F/I	AE-10500 ♦
C1500	5.7L V8 F/I	AE-10500 ♦
C2500	5.0L V8 F/I	AE-10500 ♦
C2500	5.7L V8 F/I	AE-10500 ♦
C3500	5.7L V8 F/I	AE-10500 ♦
C3500	7.4L V8 F/I - w/3-7/16 inch Tall Filter	AE-10500
Caprice	5.0L V8 CARB	AE-10500
Caprice	5.7L V8 CARB	AE-10500
G20	5.0L V8 F/I	AE-10500
G30	7.4L V8 F/I	AE-10500
K1500	5.0L V8 F/I	AE-10500 ♦
K1500	5.7L V8 F/I	AE-10500 ♦
K2500	5.0L V8 F/I	AE-10500 ♦
K2500	5.7L V8 F/I	AE-10500 ♦
K3500	5.7L V8 F/I	AE-10500 ♦
K3500	7.4L V8 F/I - w/3-7/16 inch Tall Filter	AE-10500
Monte Carlo	5.0L V8 CARB	AE-10500
Motorhome	7.4L V8 F/I - Class A & C, w/3-7/16 inch Tall Filter	AE-10500
P20	5.7L V8 F/I	AE-10500
R10 Suburban	5.7L V8 F/I	AE-10500
R20	5.0L V8 F/I	AE-10500 ♦
R20	5.7L V8 F/I	AE-10500 ♦
R20	7.4L V8 F/I - w/3-7/16 inch Tall Filter	AE-10500
R20 Suburban	5.7L V8 F/I	AE-10500
R20 Suburban	7.4L V8 F/I - w/3-7/16 inch Tall Filter	AE-10500
R30	5.7L V8 F/I	AE-10500 ♦
R30	7.4L V8 CARB - w/3-7/16 inch Tall Filter	AE-10500
R30	7.4L V8 F/I - w/3-7/16 inch Tall Filter	AE-10500
V10 Suburban	5.7L V8 F/I	AE-10500
V20 Suburban	5.7L V8 F/I	AE-10500
V20 Suburban	7.4L V8 F/I - w/3-7/16 inch Tall Filter	AE-10500
V30	5.7L V8 F/I	AE-10500
V30	7.4L V8 F/I - w/3-7/16 inch Tall Filter	AE-10500

Vehicle	Engine Type	Air Filter
1987 CHEVROLET		
Blazer	5.0L V8 F/I	AE-10500
Blazer	5.7L V8 F/I	AE-10500
Caprice	5.0L V8 CARB	AE-10500
Caprice	5.7L V8 CARB	AE-10500
El Camino	5.0L V8 CARB	AE-10500
Monte Carlo	5.0L V8 CARB	AE-10500
Motorhome	7.4L V8 F/I - Class A & C, w/3-7/16 inch Tall Filter	AE-10500
P20	5.7L V8 F/I	AE-10500
P30	5.7L V8 F/I	AE-10500
R10 Suburban	5.0L V8 F/I	AE-10500
R10 Suburban	5.7L V8 F/I	AE-10500
R10 Truck	5.0L V8 F/I	AE-10500
R10 Truck	5.7L V8 F/I	AE-10500
R20	5.0L V8 F/I	AE-10500
R20	5.7L V8 F/I	AE-10500
R20	7.4L V8 F/I - w/3-7/16 inch Tall Filter	AE-10500
R20 Suburban	5.7L V8 F/I	AE-10500
R20 Suburban	7.4L V8 F/I - w/3-7/16 inch Tall Filter	AE-10500
R30	5.7L V8 F/I	AE-10500
R30	7.4L V8 CARB - w/3-7/16 inch Tall Filter	AE-10500
R30	7.4L V8 F/I - w/3-7/16 inch Tall Filter	AE-10500
V10	5.0L V8 F/I	AE-10500
V10	5.7L V8 F/I	AE-10500
V10 Suburban	5.7L V8 F/I	AE-10500
V20	5.7L V8 F/I	AE-10500
V20 Suburban	5.7L V8 F/I	AE-10500
V20 Suburban	7.4L V8 F/I - w/3-7/16 inch Tall Filter	AE-10500
V30	5.7L V8 CARB	AE-10500
V30	5.7L V8 F/I	AE-10500
V30	7.4L V8 F/I - w/3-7/16 inch Tall Filter	AE-10500

1986 CHEVROLET		
C20	4.3L V6 CARB	AE-10500
C20 Suburban	7.4L V8 CARB - w/3-7/16 inch Tall Filter	AE-10500
Caprice	5.0L V8 CARB	AE-10500
Caprice	5.7L V8 CARB	AE-10500
El Camino	5.0L V8 CARB	AE-10500
K10	4.3L V6 CARB	AE-10500
Monte Carlo	5.0L V8 CARB	AE-10500
Motorhome	7.4L V8 4 BBL. - Class A & C, w/3-7/16 inch Tall Filter	AE-10500

1985 CHEVROLET		
C10	4.3L V6 CARB	AE-10500
C10	5.7L V8 CARB - w/3-7/16 inch Tall Filter	AE-10500
C20	4.3L V6 CARB	AE-10500
C20	5.7L V8 CARB - w/3-7/16 inch Tall Filter	AE-10500
C20	7.4L V8 CARB - w/3-7/16 inch Tall Filter	AE-10500
C20 Suburban	7.4L V8 CARB - w/3-7/16 inch Tall Filter	AE-10500
C30 Truck	5.7L V8 CARB - w/3-7/16 inch Tall Filter	AE-10500
C30 Truck	7.4L V8 CARB - w/3-7/16 inch Tall Filter	AE-10500
C35	5.7L V8 CARB - w/3-7/16 inch Tall Filter	AE-10500
Caprice	5.0L V8 CARB	AE-10500
Caprice	5.7L V8 CARB	AE-10500
El Camino	5.0L V8 CARB	AE-10500

*Indicates 2 filters required ♦ Intake system available - see page 26



DRYFLOW® REPLACEMENT AIR FILTERS CHEVROLET

Vehicle	Engine Type	Air Filter
1985 CHEVROLET		
Impala	5.0L V8 CARB	AE-10500
Impala	5.7L V8 CARB	AE-10500
K10	4.3L V6 CARB	AE-10500
K10	5.7L V8 CARB - w/3-7/16 inch Tall Filter	AE-10500
K20	4.3L V6 CARB	AE-10500
K20	5.7L V8 CARB - w/3-7/16 inch Tall Filter	AE-10500
K20 Suburban	7.4L V8 CARB - w/3-7/16 inch Tall Filter	AE-10500
K30	5.7L V8 CARB - w/3-7/16 inch Tall Filter	AE-10500
K30	7.4L V8 CARB - w/3-7/16 inch Tall Filter	AE-10500
Monte Carlo	5.0L V8 CARB	AE-10500
Motorhome	7.4L V8 4 BBL. - Class A & C, w/3-7/16 inch Tall Filter	AE-10500

Vehicle	Engine Type	Air Filter
1984 CHEVROLET		
C10	5.7L V8 CARB - w/3-7/16 inch Tall Filter	AE-10500
C15	5.7L V8 CARB - w/3-7/16 inch Tall Filter	AE-10500
C20	5.7L V8 CARB - w/3-7/16 inch Tall Filter	AE-10500
C20	7.4L V8 CARB - w/3-7/16 inch Tall Filter	AE-10500
C20 Suburban	7.4L V8 CARB - w/3-7/16 inch Tall Filter	AE-10500
C30 Truck	5.7L V8 CARB - w/3-7/16 inch Tall Filter	AE-10500
C30 Truck	7.4L V8 CARB - w/3-7/16 inch Tall Filter	AE-10500
C35	5.7L V8 CARB - w/3-7/16 inch Tall Filter	AE-10500
Caprice	5.0L V8 CARB	AE-10500
El Camino	5.0L V8 CARB	AE-10500
Impala	5.0L V8 CARB	AE-10500
Impala	5.7L V8 CARB	AE-10500
K10	5.7L V8 CARB - w/3-7/16 inch Tall Filter	AE-10500
K20	5.7L V8 CARB - w/3-7/16 inch Tall Filter	AE-10500
K30	5.7L V8 CARB - w/3-7/16 inch Tall Filter	AE-10500
K30	7.4L V8 CARB - w/3-7/16 inch Tall Filter	AE-10500
Monte Carlo	5.0L V8 CARB	AE-10500
Motorhome	7.4L V8 4 BBL. - Class A & C, w/3-7/16 inch Tall Filter	AE-10500

Vehicle	Engine Type	Air Filter
1983 CHEVROLET		
C10	5.7L V8 CARB - w/3-7/16 inch Tall Filter	AE-10500
C20	5.7L V8 CARB - w/3-7/16 inch Tall Filter	AE-10500
C20	7.4L V8 CARB - w/3-7/16 inch Tall Filter	AE-10500
C20 Suburban	7.4L V8 CARB - w/3-7/16 inch Tall Filter	AE-10500
C30 Truck	5.7L V8 CARB - w/3-7/16 inch Tall Filter	AE-10500
C30 Truck	7.4L V8 CARB - w/3-7/16 inch Tall Filter	AE-10500
C35	5.7L V8 CARB - w/3-7/16 inch Tall Filter	AE-10500
Caprice	5.0L V8 CARB	AE-10500
El Camino	5.0L V8 CARB	AE-10500
Impala	5.0L V8 CARB	AE-10500
Impala	5.7L V8 CARB	AE-10500
K5 Blazer	5.7L V8 CARB - w/3-7/16 inch Tall Filter	AE-10500
K10	5.7L V8 CARB - w/3-7/16 inch Tall Filter	AE-10500

Vehicle	Engine Type	Air Filter
1983 CHEVROLET		
K20	5.7L V8 CARB - w/3-7/16 inch Tall Filter	AE-10500
K30	5.7L V8 CARB - w/3-7/16 inch Tall Filter	AE-10500
K30	7.4L V8 CARB - w/3-7/16 inch Tall Filter	AE-10500
Malibu	5.0L V8 CARB	AE-10500
Monte Carlo	5.0L V8 CARB	AE-10500
Motorhome	7.4L V8 4 BBL. - Class A & C, w/3-7/16 inch Tall Filter	AE-10500

Vehicle	Engine Type	Air Filter
1982 CHEVROLET		
C20 Suburban	7.4L V8 CARB - w/3-7/16 inch Tall Filter	AE-10500
Caprice	5.0L V8 CARB	AE-10500
El Camino	5.0L V8 CARB	AE-10500
Impala	5.0L V8 CARB	AE-10500
Impala	5.7L V8 CARB	AE-10500
Malibu	5.0L V8 CARB	AE-10500
Monte Carlo	5.0L V8 CARB	AE-10500
Motorhome	7.4L V8 4 BBL. - Class A & C, w/3-7/16 inch Tall Filter	AE-10500

Vehicle	Engine Type	Air Filter
1981 CHEVROLET		
C20 Suburban	7.4L V8 CARB - w/3-7/16 inch Tall Filter	AE-10500
Camaro	5.0L V8 CARB	AE-10500
Camaro	5.7L V8 CARB	AE-10500
Caprice	5.0L V8 CARB	AE-10500
Caprice	5.7L V8 CARB	AE-10500
Corvette	5.7L V8 CARB	AE-10500
El Camino	5.0L V8 CARB	AE-10500
Impala	5.0L V8 CARB	AE-10500
Impala	5.7L V8 CARB	AE-10500
K5 Blazer	5.0L V8 4 BBL.	AE-10500
K10 Suburban	5.0L V8 4 BBL.	AE-10500
Malibu	5.0L V8 CARB	AE-10500
Malibu	5.7L V8 CARB	AE-10500
Monte Carlo	5.0L V8 CARB	AE-10500
Monte Carlo	5.7L V8 CARB	AE-10500
Motorhome	7.4L V8 4 BBL. - Class A & C, w/3-7/16 inch Tall Filter	AE-10500

Vehicle	Engine Type	Air Filter
1980 CHEVROLET		
C10	350 V8 4 BBL. - w/3-7/16 inch Tall Filter	AE-10500
C10	400 V8 CARB - w/3-7/16 inch Tall Filter	AE-10500
C10	454 V8 CARB - w/3-7/16 inch Tall Filter	AE-10500
C10 Suburban	350 V8 CARB - w/3-7/16 inch Tall Filter	AE-10500
C10 Suburban	454 V8 CARB - w/3-7/16 inch Tall Filter	AE-10500
C20	350 V8 4 BBL. - w/3-7/16 inch Tall Filter	AE-10500
C20	400 V8 CARB - w/3-7/16 inch Tall Filter	AE-10500
C20	454 V8 CARB - w/3-7/16 inch Tall Filter	AE-10500
C20 Suburban	350 V8 CARB - w/3-7/16 inch Tall Filter	AE-10500
C20 Suburban	400 V8 CARB - w/3-7/16 inch Tall Filter	AE-10500
C20 Suburban	454 V8 CARB - w/3-7/16 inch Tall Filter	AE-10500
C30 Truck	350 V8 CARB - w/3-7/16 inch Tall Filter	AE-10500
C30 Truck	454 V8 CARB - w/3-7/16 inch Tall Filter	AE-10500
Camaro	305 V8 CARB	AE-10500
Camaro	350 V8 CARB	AE-10500
Caprice	305 V8 CARB	AE-10500

*Indicates 2 filters required ♦ Intake system available - see page 26

CHEVROLET DRYFLOW® REPLACEMENT AIR FILTERS



Vehicle	Engine Type	Air Filter
1980 CHEVROLET		
Corvette	305 V8 CARB	AE-10500
Corvette	350 V8 CARB	AE-10500
El Camino	305 V8 CARB	AE-10500
Impala	305 V8 CARB	AE-10500
K5 Blazer	350 V8 CARB - w/3-7/16 inch Tall Filter	AE-10500
K10	350 V8 CARB - w/3-7/16 inch Tall Filter	AE-10500
K10	400 V8 CARB - w/3-7/16 inch Tall Filter	AE-10500
K10	454 V8 CARB - w/3-7/16 inch Tall Filter	AE-10500
K10 Suburban	350 V8 CARB - w/3-7/16 inch Tall Filter	AE-10500
K20	350 V8 CARB - w/3-7/16 inch Tall Filter	AE-10500
K20	400 V8 CARB - w/3-7/16 inch Tall Filter	AE-10500
K20	454 V8 CARB - w/3-7/16 inch Tall Filter	AE-10500
K20 Suburban	350 V8 4 BBL. - w/3-7/16 inch Tall Filter	AE-10500
K20 Suburban	400 V8 CARB - w/3-7/16 inch Tall Filter	AE-10500
K30	350 V8 CARB - w/3-7/16 inch Tall Filter	AE-10500
K30	400 V8 CARB - w/3-7/16 inch Tall Filter	AE-10500
K30	454 V8 CARB - w/3-7/16 inch Tall Filter	AE-10500
Malibu	305 V8 CARB	AE-10500
Malibu	350 V8 CARB	AE-10500
Monte Carlo	305 V8 CARB	AE-10500
Motorhome	454 V8 4 BBL. - Class A & C, w/3-7/16 inch Tall Filter	AE-10500
P30	454 V8 CARB - w/3-7/16 inch Tall Filter	AE-10500

1979 CHEVROLET		
C10	400 V8 CARB	AE-10500
C10	454 V8 CARB	AE-10500
C10 Suburban	454 V8 CARB	AE-10500
C20	400 V8 CARB	AE-10500
C20	454 V8 CARB	AE-10500
C20 Suburban	400 V8 CARB	AE-10500
C20 Suburban	454 V8 CARB	AE-10500
C30 Truck	400 V8 CARB	AE-10500
C30 Truck	454 V8 CARB	AE-10500
Camaro	350 V8 CARB	AE-10500
Caprice	305 V8 CARB	AE-10500
Caprice	350 V8 CARB	AE-10500
Corvette	350 V8 CARB	AE-10500
El Camino	305 V8 CARB	AE-10500
El Camino	350 V8 CARB	AE-10500
K5 Blazer	350 V8 CARB	AE-10500
K5 Blazer	400 V8 CARB	AE-10500
K10	400 V8 CARB	AE-10500
K10	454 V8 CARB	AE-10500
K10 Suburban	400 V8 CARB	AE-10500
K20	400 V8 CARB	AE-10500
K20	454 V8 CARB	AE-10500
K20 Suburban	350 V8 CARB	AE-10500
K20 Suburban	400 V8 CARB	AE-10500
K30	400 V8 CARB	AE-10500
Malibu	305 V8 CARB	AE-10500
Malibu	350 V8 CARB	AE-10500
Monte Carlo	305 V8 CARB	AE-10500
Motorhome	454 V8 4 BBL. - Class A & C, w/3-7/16 inch Tall Filter	AE-10500
Nova	350 V8 CARB	AE-10500

Vehicle	Engine Type	Air Filter
1979 CHEVROLET		
P20	454 V8 CARB	AE-10500
P30	454 V8 CARB	AE-10500
1978 CHEVROLET		
C10	400 V8 CARB	AE-10500
C10	454 V8 CARB	AE-10500
C10 Suburban	350 V8 CARB	AE-10500
C10 Suburban	454 V8 CARB	AE-10500
C20	400 V8 CARB	AE-10500
C20	454 V8 CARB	AE-10500
C20 Suburban	400 V8 CARB	AE-10500
C20 Suburban	454 V8 CARB	AE-10500
C30 Truck	400 V8 CARB	AE-10500
C30 Truck	454 V8 CARB	AE-10500
Camaro	350 V8 CARB	AE-10500
Caprice	305 V8 CARB	AE-10500
Caprice	350 V8 CARB	AE-10500
Corvette	350 V8 CARB	AE-10500
El Camino	350 V8 CARB	AE-10500
Impala	305 V8 CARB	AE-10500
Impala	350 V8 CARB	AE-10500
K5 Blazer	350 V8 CARB	AE-10500
K5 Blazer	400 V8 CARB	AE-10500
K5 Blazer	454 V8 CARB	AE-10500
K10	400 V8 CARB	AE-10500
K10	454 V8 CARB	AE-10500
K10 Suburban	400 V8 CARB	AE-10500
K20	400 V8 CARB	AE-10500
K20	454 V8 CARB	AE-10500
K20 Suburban	400 V8 CARB	AE-10500
K30	400 V8 CARB	AE-10500
Malibu	350 V8 CARB	AE-10500
Motorhome	454 V8 4 BBL. - Class A & C, w/3-7/16 inch Tall Filter	AE-10500
Nova	350 V8 CARB	AE-10500
P20	454 V8 CARB	AE-10500
P30	454 V8 CARB	AE-10500

1977 CHEVROLET		
C10	350 V8 CARB	AE-10500
C10	400 V8 CARB	AE-10500
C10	454 V8 CARB	AE-10500
C10 Suburban	350 V8 CARB	AE-10500
C10 Suburban	454 V8 CARB	AE-10500
C20	350 V8 CARB	AE-10500
C20	400 V8 CARB	AE-10500
C20	454 V8 CARB	AE-10500
C20 Suburban	350 V8 CARB	AE-10500
C20 Suburban	400 V8 CARB	AE-10500
C20 Suburban	454 V8 CARB	AE-10500
C30 Truck	350 V8 CARB	AE-10500
C30 Truck	400 V8 CARB	AE-10500
C30 Truck	454 V8 CARB	AE-10500
Camaro	350 V8 CARB	AE-10500
Caprice	305 V8 CARB	AE-10500
Caprice	350 V8 CARB	AE-10500
Corvette	350 V8 CARB	AE-10500
El Camino	305 V8 CARB	AE-10500
El Camino	350 V8 CARB	AE-10500
Impala	305 V8 CARB	AE-10500
Impala	350 V8 CARB	AE-10500
K5 Blazer	350 V8 CARB	AE-10500
K5 Blazer	400 V8 CARB	AE-10500
K5 Blazer	454 V8 CARB	AE-10500
K10	350 V8 CARB	AE-10500

*Indicates 2 filters required ♦ Intake system available - see page 26



DRYFLOW® REPLACEMENT AIR FILTERS CHEVROLET

Vehicle	Engine Type	Air Filter
1977 CHEVROLET		
K10	400 V8 CARB	AE-10500
K10	454 V8 CARB	AE-10500
K10 Suburban	350 V8 CARB	AE-10500
K10 Suburban	400 V8 CARB	AE-10500
K20	350 V8 CARB	AE-10500
K20	400 V8 CARB	AE-10500
K20	454 V8 CARB	AE-10500
K20 Suburban	350 V8 CARB	AE-10500
K20 Suburban	400 V8 CARB	AE-10500
K30	350 V8 CARB	AE-10500
K30	400 V8 CARB	AE-10500
K30	454 V8 CARB	AE-10500
Malibu	305 V8 CARB	AE-10500
Malibu	350 V8 CARB	AE-10500
Monte Carlo	305 V8 CARB	AE-10500
Monte Carlo	350 V8 CARB	AE-10500
Motorhome	454 V8 4 BBL. - Class A & C, w/3-7/16 inch Tall Filter	AE-10500
Nova	350 V8 CARB	AE-10500
P20	454 V8 CARB	AE-10500
P30	454 V8 CARB	AE-10500

Vehicle	Engine Type	Air Filter
1976 CHEVROLET		
C10	350 V8 CARB	AE-10500
C10	400 V8 CARB	AE-10500
C10	454 V8 CARB	AE-10500
C10 Suburban	350 V8 CARB	AE-10500
C10 Suburban	454 V8 CARB	AE-10500
C20	350 V8 CARB	AE-10500
C20	400 V8 CARB	AE-10500
C20	454 V8 CARB	AE-10500
C20 Suburban	350 V8 CARB	AE-10500
C20 Suburban	400 V8 CARB	AE-10500
C20 Suburban	454 V8 CARB	AE-10500
C30 Truck	350 V8 CARB	AE-10500
C30 Truck	400 V8 CARB	AE-10500
C30 Truck	454 V8 CARB	AE-10500
Camaro	350 V8 CARB	AE-10500
Caprice	350 V8 CARB	AE-10500
Caprice	400 V8 CARB	AE-10500
Caprice	454 V8 CARB	AE-10500
Corvette	350 V8 CARB	AE-10500
El Camino	305 V8 CARB	AE-10500
El Camino	350 V8 CARB	AE-10500
El Camino	400 V8 CARB	AE-10500
G20	454 V8 CARB	AE-10500
G30	454 V8 CARB	AE-10500
Impala	350 V8 CARB	AE-10500
Impala	400 V8 CARB	AE-10500
Impala	454 V8 CARB	AE-10500
K5 Blazer	350 V8 CARB	AE-10500
K5 Blazer	400 V8 CARB	AE-10500
K5 Blazer	454 V8 CARB	AE-10500
K10	350 V8 CARB	AE-10500
K10	400 V8 CARB	AE-10500
K10	454 V8 CARB	AE-10500
K10 Suburban	350 V8 CARB	AE-10500
K10 Suburban	400 V8 CARB	AE-10500
K20	350 V8 CARB	AE-10500
K20	400 V8 CARB	AE-10500
K20	454 V8 CARB	AE-10500
K20 Suburban	350 V8 CARB	AE-10500
K20 Suburban	400 V8 CARB	AE-10500
Monte Carlo	350 V8 CARB	AE-10500

Vehicle	Engine Type	Air Filter
1976 CHEVROLET		
Monte Carlo	400 V8 CARB	AE-10500
Motorhome	454 V8 4 BBL. - Class A & C, w/3-7/16 inch Tall Filter	AE-10500
Nova	350 V8 CARB	AE-10500
P20	454 V8 CARB	AE-10500
P30	454 V8 CARB	AE-10500

Vehicle	Engine Type	Air Filter
1975 CHEVROLET		
Bel Air	350 V8 4 BBL.	AE-10500
Bel Air	400 V8 CARB	AE-10500
Bel Air	454 V8 CARB	AE-10500
C10	350 V8 4 BBL.	AE-10500
C10	454 V8 CARB	AE-10500
C10 Suburban	350 V8 4 BBL.	AE-10500
C10 Suburban	454 V8 CARB	AE-10500
C20	350 V8 4 BBL.	AE-10500
C20	454 V8 CARB	AE-10500
C20 Suburban	350 V8 4 BBL.	AE-10500
C20 Suburban	454 V8 CARB	AE-10500
C30 Truck	350 V8 4 BBL.	AE-10500
C30 Truck	454 V8 CARB	AE-10500
Camaro	350 V8 4 BBL.	AE-10500
Caprice	350 V8 2 BBL.	AE-10500
Caprice	350 V8 4 BBL.	AE-10500
Caprice	400 V8 CARB	AE-10500
Caprice	454 V8 CARB	AE-10500
Corvette	350 V8 CARB	AE-10500
El Camino	350 V8 2 BBL.	AE-10500
El Camino	350 V8 4 BBL.	AE-10500
El Camino	400 V8 CARB	AE-10500
G30	454 V8 CARB - w/3-7/16 inch Tall Filter	AE-10500
Impala	350 V8 2 BBL.	AE-10500
Impala	350 V8 4 BBL.	AE-10500
Impala	400 V8 CARB	AE-10500
Impala	454 V8 CARB	AE-10500
K5 Blazer	350 V8 4 BBL.	AE-10500
K5 Blazer	400 V8 CARB	AE-10500
K10	350 V8 4 BBL.	AE-10500
K10	400 V8 CARB	AE-10500
K10 Suburban	350 V8 4 BBL.	AE-10500
K10 Suburban	400 V8 CARB	AE-10500
K20	350 V8 4 BBL.	AE-10500
K20	400 V8 CARB	AE-10500
K20 Suburban	350 V8 4 BBL.	AE-10500
K20 Suburban	400 V8 CARB	AE-10500
Laguna	350 V8 2 BBL.	AE-10500
Laguna	350 V8 4 BBL.	AE-10500
Laguna	400 V8 CARB	AE-10500
Malibu	350 V8 2 BBL.	AE-10500
Malibu	350 V8 4 BBL.	AE-10500
Malibu	400 V8 CARB	AE-10500
Malibu	454 V8 CARB	AE-10500
Monte Carlo	350 V8 2 BBL.	AE-10500
Monte Carlo	350 V8 4 BBL.	AE-10500
Monte Carlo	400 V8 CARB	AE-10500
Monte Carlo	454 V8 CARB	AE-10500
Motorhome	454 V8 4 BBL. - Class A & C, w/3-7/16 inch Tall Filter	AE-10500
Nova	350 V8 4 BBL.	AE-10500
P30	454 V8 CARB - w/3-7/16 inch Tall Filter	AE-10500

Vehicle	Engine Type	Air Filter
1974 CHEVROLET		
Australian Assembled Models	327 V8 CARB	AE-10500

*Indicates 2 filters required ♦ Intake system available - see page 26

CHEVROLET DRYFLOW® REPLACEMENT AIR FILTERS



Vehicle	Engine Type	Air Filter	Vehicle	Engine Type	Air Filter
1974 CHEVROLET			1973 CHEVROLET		
Bel Air	350 V8 CARB	AE-10500	C10 Suburban	454 V8 CARB	AE-10500
Bel Air	400 V8 CARB	AE-10500	C20 Pickup	350 V8 CARB	AE-10500
Bel Air	454 V8 CARB	AE-10500	C20 Pickup	454 V8 CARB	AE-10500
C10 Pickup	350 V8 4 BBL.	AE-10500	C20 Suburban	350 V8 CARB	AE-10500
C10 Pickup	454 V8 CARB	AE-10500	C20 Suburban	454 V8 CARB	AE-10500
C10 Suburban	350 V8 4 BBL.	AE-10500	C30 Pickup	350 V8 CARB	AE-10500
C10 Suburban	454 V8 CARB	AE-10500	C30 Pickup	454 V8 CARB	AE-10500
C20 Pickup	350 V8 4 BBL.	AE-10500	Camaro	350 V8 CARB - Z28	AE-10650
C20 Pickup	454 V8 CARB	AE-10500	Caprice	350 V8 CARB	AE-10500
C20 Suburban	350 V8 4 BBL.	AE-10500	Caprice	400 V8 CARB	AE-10500
C20 Suburban	454 V8 CARB	AE-10500	Caprice	454 V8 CARB	AE-10500
C30 Pickup	350 V8 4 BBL.	AE-10500	Chevelle	307 V8 CARB	AE-10500
C30 Pickup	454 V8 CARB	AE-10500	Chevelle	350 V8 CARB	AE-10500
Camaro Z28	350 V8 CARB	AE-10650	Chevelle	454 V8 CARB	AE-10500
Caprice	350 V8 CARB	AE-10500	Corvette	350 V8 CARB - Hi Perf.	AE-10650
Caprice	400 V8 CARB	AE-10500	El Camino	307 V8 CARB	AE-10500
Caprice	454 V8 CARB	AE-10500	El Camino	350 V8 CARB	AE-10500
Corvette	350 V8 CARB	AE-10500	El Camino	454 V8 CARB	AE-10500
Corvette	454 V8 CARB	AE-10500	G10 Van	350 V8 CARB - w/12 in OD Filter	AE-10500
El Camino	350 V8 CARB	AE-10500	G10 Van	454 V8 CARB	AE-10500
El Camino	400 V8 CARB	AE-10500	G20 Van	350 V8 CARB - w/12 in OD Filter	AE-10500
El Camino	454 V8 CARB	AE-10500	G20 Van	454 V8 CARB	AE-10500
G10 Van	454 V8 CARB	AE-10500	G30 Van	350 V8 CARB - w/12 in OD Filter	AE-10500
G20 Van	454 V8 CARB	AE-10500	G30 Van	454 V8 CARB	AE-10500
G30 Van	454 V8 CARB	AE-10500	Impala	350 V8 CARB	AE-10500
Impala	350 V8 CARB	AE-10500	Impala	400 V8 CARB	AE-10500
Impala	400 V8 CARB	AE-10500	Impala	454 V8 CARB	AE-10500
Impala	454 V8 CARB	AE-10500	K10 Pickup	350 V8 CARB	AE-10500
K10 Pickup	350 V8 4 BBL.	AE-10500	K10 Pickup	454 V8 CARB	AE-10500
K10 Pickup	454 V8 CARB - w/3-7/16 inch Tall Filter	AE-10500	K10 Suburban	454 V8 CARB	AE-10500
K10 Suburban	350 V8 4 BBL.	AE-10500	K20 Pickup	350 V8 CARB	AE-10500
K10 Suburban	454 V8 CARB	AE-10500	K20 Pickup	454 V8 CARB	AE-10500
K20 Pickup	350 V8 4 BBL.	AE-10500	K20 Suburban	350 V8 CARB	AE-10500
K20 Pickup	454 V8 CARB - w/3-7/16 inch Tall Filter	AE-10500	K20 Suburban	454 V8 CARB	AE-10500
K20 Suburban	350 V8 4 BBL.	AE-10500	K30 Pickup	350 V8 CARB	AE-10500
K20 Suburban	454 V8 CARB	AE-10500	K30 Pickup	454 V8 CARB	AE-10500
K30 Pickup	350 V8 4 BBL.	AE-10500	Laguna	350 V8 CARB	AE-10500
K30 Pickup	454 V8 CARB - w/3-7/16 inch Tall Filter	AE-10500	Laguna	454 V8 CARB	AE-10500
Laguna	350 V8 CARB	AE-10500	Malibu	307 V8 CARB	AE-10500
Laguna	400 V8 CARB	AE-10500	Malibu	350 V8 CARB	AE-10500
Laguna	454 V8 CARB	AE-10500	Malibu	454 V8 CARB	AE-10500
Malibu	350 V8 CARB	AE-10500	Monte Carlo	350 V8 CARB	AE-10500
Malibu	400 V8 CARB	AE-10500	Monte Carlo	400 V8 CARB	AE-10500
Malibu	454 V8 CARB	AE-10500	Monte Carlo	454 V8 CARB	AE-10500
Monte Carlo	350 V8 CARB	AE-10500	Motorhome	350 V8 4 BBL. - Class C, w/12 in OD Filter	AE-10500
Monte Carlo	400 V8 CARB	AE-10500	Motorhome	400 V8 4 BBL. - Class C	AE-10500
Monte Carlo	454 V8 CARB	AE-10500	Motorhome	454 V8 4 BBL. - Class A & C, w/3-7/16 inch Tall Filter	AE-10500
Motorhome	400 V8 4 BBL. - Class C	AE-10500	P10 Van	350 V8 CARB - w/12 in OD Filter	AE-10500
Motorhome	454 V8 4 BBL. - Class A & C, w/3-7/16 inch Tall Filter	AE-10500	P10 Van	454 V8 CARB	AE-10500
P20 Van	350 V8 CARB	AE-10500	P20 Van	350 V8 CARB - w/12 in OD Filter	AE-10500
P30 Van	350 V8 CARB	AE-10500	P20 Van	454 V8 CARB	AE-10500
P30 Van	454 V8 CARB	AE-10500	P30 Van	350 V8 CARB - w/12 in OD Filter	AE-10500
			P30 Van	454 V8 CARB	AE-10500
1973 CHEVROLET			1972 CHEVROLET		
Australian Assembled Models	327 V8 CARB	AE-10500	Australian Assembled Models	327 V8 CARB	AE-10500
Bel Air	350 V8 CARB	AE-10500	Bel Air	350 V8 CARB	AE-10500
Bel Air	400 V8 CARB	AE-10500	Bel Air	400 V8 CARB	AE-10500
Bel Air	454 V8 CARB	AE-10500	Bel Air	402 V8 CARB	AE-10500
C10 Pickup	350 V8 CARB	AE-10500	Bel Air	454 V8 CARB	AE-10500
C10 Pickup	454 V8 CARB	AE-10500	Biscayne	350 V8 CARB	AE-10500
C10 Suburban	350 V8 CARB	AE-10500	Biscayne	400 V8 CARB	AE-10500

*Indicates 2 filters required ♦ Intake system available - see page 26



DRYFLOW® REPLACEMENT AIR FILTERS CHEVROLET

Vehicle	Engine Type	Air Filter	Vehicle	Engine Type	Air Filter
1972 CHEVROLET			1971 CHEVROLET		
Biscayne	402 V8 CARB	AE-10500	Caprice	350 V8 CARB	AE-10500
Biscayne	454 V8 CARB	AE-10500	Caprice	400 V8 CARB	AE-10500
Brookwood	350 V8 CARB	AE-10500	Caprice	402 V8 CARB	AE-10500
Brookwood	400 V8 CARB	AE-10500	Caprice	454 V8 CARB	AE-10500
Brookwood	402 V8 CARB	AE-10500	Chevelle	350 V8 CARB	AE-10500
C10 Pickup	350 V8 4 BBL.	AE-10500	Chevelle	400 V8 CARB	AE-10500
C20 Pickup	350 V8 CARB	AE-10500	Chevelle	402 V8 CARB	AE-10500
C30 Pickup	350 V8 CARB	AE-10500	Chevelle	454 V8 CARB	AE-10650
Camaro Z28	350 V8 CARB	AE-10650	Corvette	350 V8 CARB - w/Holley Carb.	AE-10650
Caprice	350 V8 CARB	AE-10500	Corvette	454 V8 CARB - w/Holley Carb.	AE-10650
Caprice	400 V8 CARB	AE-10500	El Camino	307 V8 CARB - Exc. 300 models	AE-10500
Caprice	402 V8 CARB	AE-10500	El Camino	350 V8 CARB	AE-10500
Caprice	454 V8 CARB	AE-10500	El Camino	400 V8 CARB	AE-10500
Chevelle	307 V8 CARB	AE-10500	El Camino	402 V8 CARB	AE-10500
Chevelle	350 V8 CARB	AE-10500	El Camino	454 V8 CARB - Hi Perf.	AE-10650
Chevelle	400 V8 CARB - w/o A/C	AE-10500	Impala	350 V8 CARB	AE-10500
Chevelle	402 V8 CARB - w/o A/C	AE-10500	Impala	400 V8 CARB	AE-10500
Chevelle	454 V8 CARB - w/hood scoop	AE-10650	Impala	402 V8 CARB	AE-10500
Corvette	350 V8 CARB - w/Holley Carb.	AE-10650	Impala	454 V8 CARB	AE-10500
El Camino	307 V8 CARB	AE-10500	Kingswood	350 V8 CARB	AE-10500
El Camino	350 V8 CARB	AE-10500	Kingswood	400 V8 CARB	AE-10500
G10 Van	350 V8 CARB - w/12 in OD Filter	AE-10500	Kingswood	402 V8 CARB	AE-10500
G20 Van	350 V8 CARB - w/12 in OD Filter	AE-10500	Monte Carlo	350 V8 CARB	AE-10500
G30 Van	350 V8 CARB - w/12 in OD Filter	AE-10500	Monte Carlo	400 V8 CARB	AE-10500
Impala	350 V8 CARB	AE-10500	Monte Carlo	402 V8 CARB	AE-10500
Impala	400 V8 CARB	AE-10500	Monte Carlo	454 V8 CARB	AE-10500
Impala	402 V8 CARB	AE-10500	Motorhome	400 V8 4 BBL. - Class C	AE-10500
Impala	454 V8 CARB	AE-10500	Townsmen	350 V8 CARB	AE-10500
K10 Pickup	350 V8 CARB	AE-10500	Townsmen	400 V8 CARB	AE-10500
K20 Pickup	350 V8 CARB	AE-10500	Townsmen	402 V8 CARB	AE-10500
Kingswood	350 V8 CARB	AE-10500	1970 CHEVROLET		
Kingswood	400 V8 CARB	AE-10500	Australian Assembled Models	327 V8 CARB	AE-10500
Kingswood	402 V8 CARB	AE-10500	Bel Air	350 V8 CARB	AE-10500
Kingswood	454 V8 CARB	AE-10500	Bel Air	400 V8 CARB	AE-10500
Monte Carlo	350 V8 CARB	AE-10500	Bel Air	402 V8 CARB	AE-10500
Monte Carlo	400 V8 CARB	AE-10500	Bel Air	454 V8 CARB	AE-10500
Monte Carlo	402 V8 CARB	AE-10500	Biscayne	350 V8 CARB	AE-10500
Monte Carlo	454 V8 CARB - w/hood scoop	AE-10650	Biscayne	400 V8 CARB	AE-10500
Monte Carlo	454 V8 CARB - w/o hood scoop	AE-10500	Biscayne	402 V8 CARB	AE-10500
Motorhome	350 V8 4 BBL. - Class C, w/12 in OD Filter	AE-10500	Biscayne	454 V8 CARB	AE-10500
Motorhome	400 V8 4 BBL. - Class C	AE-10500	Brookwood	350 V8 CARB	AE-10500
Motorhome	454 V8 4 BBL. - Class A & C, w/3-7/16 inch Tall Filter	AE-10500	Brookwood	400 V8 CARB	AE-10500
P20 Van	350 V8 CARB - w/12 in OD Filter	AE-10500	Brookwood	402 V8 CARB	AE-10500
P30 Van	350 V8 CARB - w/12 in OD Filter	AE-10500	Camaro	396 V8 CARB	AE-10650
P30 Van	402 V8 CARB	AE-10500	Camaro	402 V8 CARB	AE-10650
Townsmen	350 V8 CARB	AE-10500	Caprice	350 V8 CARB	AE-10500
Townsmen	400 V8 CARB	AE-10500	Caprice	400 V8 CARB	AE-10500
Townsmen	402 V8 CARB	AE-10500	Caprice	402 V8 CARB	AE-10500
Townsmen	454 V8 CARB	AE-10500	Caprice	454 V8 CARB	AE-10500
1971 CHEVROLET			Chevelle	350 V8 CARB	AE-10500
Australian Assembled Models	327 V8 CARB	AE-10500	Chevelle	396 V8 CARB	AE-10650
Bel Air	350 V8 CARB	AE-10500	Chevelle	400 V8 CARB	AE-10500
Bel Air	400 V8 CARB	AE-10500			
Bel Air	402 V8 CARB	AE-10500	Chevelle	402 V8 CARB	AE-10650
Bel Air	454 V8 CARB	AE-10500	Chevelle	454 V8 CARB	AE-10650
Biscayne	350 V8 CARB	AE-10500	Corvette	350 V8 CARB - w/High Output	AE-10650
Biscayne	400 V8 CARB	AE-10500	Corvette	454 V8 CARB	AE-10650
Biscayne	402 V8 CARB	AE-10500	El Camino	307 V8 CARB - Exc. 300 models	AE-10500
Biscayne	454 V8 CARB	AE-10500	El Camino	350 V8 CARB	AE-10500
Brookwood	350 V8 CARB	AE-10500	El Camino	400 V8 CARB	AE-10500
Camaro	350 V8 CARB - Z28	AE-10650	El Camino	402 V8 CARB	AE-10500
			El Camino	454 V8 CARB	AE-10650

*Indicates 2 filters required ♦ Intake system available - see page 26

CHEVROLET DRYFLOW® REPLACEMENT AIR FILTERS



Vehicle	Engine Type	Air Filter
1970 CHEVROLET		
Impala	307 V8 CARB	AE-10500
Impala	350 V8 CARB	AE-10500
Impala	400 V8 CARB	AE-10500
Impala	402 V8 CARB	AE-10500
Impala	454 V8 CARB	AE-10500
Kingswood	350 V8 CARB	AE-10500
Kingswood	400 V8 CARB	AE-10500
Kingswood	402 V8 CARB	AE-10500
Kingswood	454 V8 CARB	AE-10500
Monte Carlo	350 V8 CARB	AE-10500
Monte Carlo	400 V8 CARB	AE-10500
Monte Carlo	402 V8 CARB	AE-10500
Monte Carlo	454 V8 CARB	AE-10500
Nova	396 V8 CARB	AE-10650
Nova	402 V8 CARB	AE-10650
P20 Van	454 V8 CARB	AE-10650
P30 Van	454 V8 CARB	AE-10650
Townsmen	350 V8 CARB	AE-10500
Townsmen	400 V8 CARB	AE-10500
Townsmen	402 V8 CARB	AE-10500
Townsmen	454 V8 CARB	AE-10500

Vehicle	Engine Type	Air Filter
1969 CHEVROLET		
Australian Assembled Models	327 V8 CARB	AE-10500
Bel Air	327 V8 CARB	AE-10500
Bel Air	350 V8 CARB	AE-10500
Bel Air	396 V8 CARB	AE-10500
Bel Air	427 V8 CARB	AE-10650
Biscayne	327 V8 CARB	AE-10500
Biscayne	350 V8 CARB	AE-10500
Biscayne	396 V8 CARB	AE-10500
Biscayne	427 V8 CARB	AE-10650
Brookwood	350 V8 CARB	AE-10500
C10 Pickup	396 V8 CARB - Hi Perf.	AE-10650
C10 Suburban	396 V8 CARB - Hi Perf.	AE-10650
C20 Pickup	396 V8 CARB - Hi Perf.	AE-10650
C20 Suburban	396 V8 CARB - Hi Perf.	AE-10650
C30 Pickup	396 V8 CARB - Hi Perf.	AE-10650
Camaro	302 V8 CARB	AE-10650
Camaro	350 V8 4 BBL.	AE-10500
Camaro	396 V8 CARB	AE-10650
Camaro	427 V8 CARB	AE-10650
Caprice	327 V8 CARB	AE-10500
Caprice	350 V8 CARB	AE-10500
Caprice	396 V8 CARB	AE-10500
Caprice	427 V8 CARB - Hi Perf.	AE-10650
Chevelle	350 V8 CARB	AE-10500
Chevelle Malibu	307 V8 CARB	AE-10500
Corvette	350 V8 CARB	AE-10650
Corvette	427 V8 4 BBL.	AE-10650
El Camino	350 V8 CARB	AE-10500
Impala	307 V8 CARB	AE-10500
Impala	327 V8 CARB	AE-10500
Impala	350 V8 CARB	AE-10500
Impala	396 V8 CARB	AE-10500
Impala	427 V8 CARB	AE-10650
K10 Pickup	396 V8 CARB - Hi Perf.	AE-10650
K10 Suburban	396 V8 CARB - Hi Perf.	AE-10650
K20 Pickup	396 V8 CARB - Hi Perf.	AE-10650
K20 Suburban	396 V8 CARB - Hi Perf.	AE-10650
K30 Pickup	396 V8 CARB - Hi Perf.	AE-10650
Kingswood	350 V8 CARB	AE-10500
Nova	350 V8 CARB - Exc. Hi Perf.	AE-10500

Vehicle	Engine Type	Air Filter
1969 CHEVROLET		
Nova	350 V8 CARB - Hi Perf.	AE-10650
Nova	396 V8 CARB - Hi Perf.	AE-10650
Townsmen	350 V8 CARB	AE-10500
1968 CHEVROLET		
Australian Assembled Models	327 V8 CARB	AE-10500
Bel Air	327 V8 CARB	AE-10500
Bel Air	427 V8 CARB	AE-10650
Biscayne	327 V8 CARB	AE-10500
Biscayne	427 V8 CARB	AE-10650
C10 Pickup	396 V8 CARB - Hi Perf.	AE-10650
C10 Suburban	396 V8 CARB - Hi Perf.	AE-10650
C20 Pickup	396 V8 CARB - Hi Perf.	AE-10650
C20 Suburban	396 V8 CARB - Hi Perf.	AE-10650
C30 Pickup	396 V8 CARB - Hi Perf.	AE-10650
Camaro	302 V8 CARB	AE-10650
Camaro	307 V8 CARB	AE-10650
Camaro	327 V8 4 BBL. - Exc. Hi Perf.	AE-10500
Camaro	327 V8 4 BBL. - Hi Perf.	AE-10650
Camaro	350 V8 CARB	AE-10500
Camaro	396 V8 CARB	AE-10650
Caprice	307 V8 CARB	AE-10500
Caprice	327 V8 CARB	AE-10500
Caprice	427 V8 CARB - Hi Perf.	AE-10650
Chevelle	327 V8 CARB - Exc. Hi Perf.	AE-10500
Chevelle	327 V8 CARB - Hi Perf.	AE-10650
Chevelle	396 V8 CARB - Hi Perf.	AE-10650
Chevelle Malibu	307 V8 CARB	AE-10500
Chevy II	327 V8 CARB - Exc. Hi Perf.	AE-10500
Chevy II	327 V8 CARB - Hi Perf.	AE-10650
Chevy II	350 V8 CARB - Exc. Hi Perf.	AE-10500
Chevy II	350 V8 CARB - Hi Perf.	AE-10650
Chevy II	396 V8 CARB - Hi Perf.	AE-10650
Corvette	327 V8 CARB	AE-10650
Corvette	427 V8 4 BBL.	AE-10650
El Camino	327 V8 CARB	AE-10500
Impala	307 V8 CARB	AE-10500
Impala	327 V8 CARB	AE-10500
Impala	427 V8 CARB	AE-10650
K10 Pickup	396 V8 CARB - Hi Perf.	AE-10650
K10 Suburban	396 V8 CARB - Hi Perf.	AE-10650
K20 Pickup	396 V8 CARB - Hi Perf.	AE-10650
K30 Pickup	396 V8 CARB - Hi Perf.	AE-10650

Vehicle	Engine Type	Air Filter
1967 CHEVROLET		
Bel Air	327 V8 CARB	AE-10650
Bel Air	396 V8 CARB	AE-10650
Bel Air	427 V8 CARB	AE-10650
Biscayne	327 V8 CARB	AE-10650
Biscayne	396 V8 CARB	AE-10650
Biscayne	427 V8 CARB	AE-10650
Camaro	302 V8 CARB	AE-10650
Camaro	327 V8 4 BBL.	AE-10650
Camaro	350 V8 CARB	AE-10650
Camaro	396 V8 CARB	AE-10650
Caprice	327 V8 CARB	AE-10650
Caprice	396 V8 CARB	AE-10650
Caprice	427 V8 CARB	AE-10650
Chevelle	327 V8 CARB	AE-10650
Chevelle	396 V8 CARB	AE-10650
Corvette	327 V8 CARB	AE-10650
Corvette	427 V8 4 BBL.	AE-10650
El Camino	396 V8 CARB	AE-10650
Impala	327 V8 CARB	AE-10650

*Indicates 2 filters required ♦ Intake system available - see page 26



DRYFLOW® REPLACEMENT AIR FILTERS CHEVROLET

Vehicle	Engine Type	Air Filter
1967 CHEVROLET		
Impala	396 V8 CARB	AE-10650
Impala	427 V8 CARB	AE-10650
Malibu	396 V8 CARB	AE-10650

Vehicle	Engine Type	Air Filter
1966 CHEVROLET		
Bel Air	327 V8 CARB	AE-10650
Bel Air	396 V8 CARB	AE-10650
Bel Air	427 V8 CARB	AE-10650
Biscayne	327 V8 CARB	AE-10650
Biscayne	396 V8 CARB	AE-10650
Biscayne	427 V8 CARB	AE-10650
Caprice	327 V8 CARB	AE-10650
Caprice	396 V8 CARB	AE-10650
Caprice	427 V8 CARB	AE-10650
Chevelle	327 V8 CARB	AE-10650
Chevelle	396 V8 CARB	AE-10650
Chevy II	327 V8 CARB	AE-10650
Corvette	327 V8 CARB	AE-10650
Corvette	427 V8 CARB	AE-10650
El Camino	327 V8 CARB	AE-10650
El Camino	396 V8 CARB	AE-10650
Impala	327 V8 CARB	AE-10650
Impala	396 V8 CARB	AE-10650
Impala	427 V8 CARB	AE-10650
Malibu	327 V8 CARB	AE-10650
Malibu	396 V8 CARB	AE-10650

Vehicle	Engine Type	Air Filter
1965 CHEVROLET		
Bel Air	327 V8 CARB	AE-10650
Bel Air	396 V8 CARB	AE-10650
Biscayne	327 V8 CARB	AE-10650
Biscayne	396 V8 CARB	AE-10650
Chevelle	396 V8 CARB	AE-10650
Corvette	396 V8 CARB	AE-10650
Impala	327 V8 CARB	AE-10650
Impala	396 V8 CARB	AE-10650

Vehicle	Engine Type	Air Filter
2017 CHRYSLER		
300	3.6L V6 F/I	28-20460
300	5.7L V8 F/I	28-20460

Vehicle	Engine Type	Air Filter
2016 CHRYSLER		
300	3.6L V6 F/I	28-20460
300	6.4L V8 F/I	28-20460
300C	5.7L V8 F/I	28-20460
300S	5.7L V8 F/I	28-20460

Vehicle	Engine Type	Air Filter
2015 CHRYSLER		
300	3.6L V6 F/I	28-20460
300	6.4L V8 F/I	28-20460
300C	3.6L V6 F/I	28-20460
300C	5.7L V8 F/I	28-20460
300S	5.7L V8 F/I	28-20460

Vehicle	Engine Type	Air Filter
2014 CHRYSLER		
200	3.6L V6 F/I	28-20470
300	3.6L V6 F/I	28-20460
300	6.4L V8 F/I	28-20460
300C	3.6L V6 F/I	28-20460
300C	5.7L V8 F/I	28-20460
300S	5.7L V8 F/I	28-20460

Vehicle	Engine Type	Air Filter
2013 CHRYSLER		
200	3.6L V6 F/I	28-20470
300	3.6L V6 F/I	28-20460
300	6.4L V8 F/I	28-20460
300C	5.7L V8 F/I	28-20460

Vehicle	Engine Type	Air Filter
2013 CHRYSLER		
300S	5.7L V8 F/I	28-20460

Vehicle	Engine Type	Air Filter
2012 CHRYSLER		
200	3.6L V6 F/I	28-20470
300	3.6L V6 F/I	28-20460
300	6.4L V8 F/I	28-20460
300C	5.7L V8 F/I	28-20460
300S	5.7L V8 F/I	28-20460

Vehicle	Engine Type	Air Filter
2011 CHRYSLER		
200	3.6L V6 F/I	28-20470
300	3.6L V6 F/I	28-20460
300C	5.7L V8 F/I	28-20460

Vehicle	Engine Type	Air Filter
2010 CHRYSLER		
300	2.7L V6 F/I	28-20295
300	3.5L V6 F/I	28-20295 ♦
300C	3.0L V6 DSL	28-20304
300C	5.7L V8 F/I	28-20295 ♦

Vehicle	Engine Type	Air Filter
2009 CHRYSLER		
300	2.7L V6 F/I	28-20295
300	3.5L V6 F/I	28-20295 ♦
300C	5.7L V8 F/I	28-20295 ♦

Vehicle	Engine Type	Air Filter
2008 CHRYSLER		
300	2.7L V6 F/I	28-20295
300	3.5L V6 F/I	28-20295 ♦
300C	2.7L V6 F/I	28-20295
300C	3.0L V6 DSL	28-20304
300C	3.5L V6 F/I	28-20295
300C	5.7L V8 F/I	28-20295 ♦

Vehicle	Engine Type	Air Filter
2007 CHRYSLER		
300	2.7L V6 F/I	28-20295
300	3.5L V6 F/I	28-20295 ♦
300C	2.7L V6 F/I	28-20295
300C	3.0L V6 DSL	28-20304
300C	3.5L V6 F/I	28-20295
300C	5.7L V8 F/I	28-20295 ♦

Vehicle	Engine Type	Air Filter
2006 CHRYSLER		
300	2.7L V6 F/I	28-20295
300	3.5L V6 F/I	28-20295 ♦
300C	3.0L V6 DSL	28-20304
300C	3.5L V6 F/I	28-20295
300C	5.7L V8 F/I	28-20295 ♦
300C	6.1L V8 F/I	28-20295 ♦

Vehicle	Engine Type	Air Filter
2005 CHRYSLER		
300	2.7L V6 F/I	28-20295
300	3.5L V6 F/I	28-20295 ♦
300C	3.0L V6 DSL	28-20304
300C	3.5L V6 F/I	28-20295
300C	5.7L V8 F/I	28-20295 ♦
300C	6.1L V8 F/I	28-20295 ♦

Vehicle	Engine Type	Air Filter
2004 CHRYSLER		
300C	2.7L V6 F/I	28-20295
300C	3.5L V6 F/I	28-20295
300C	5.7L V8 F/I	28-20295

Vehicle	Engine Type	Air Filter
2017 DODGE		
1500	3.0L V6 DSL	28-20247
1500	3.6L V6 F/I	28-20247
1500	5.7L V8 F/I	28-20247
2500	5.7L V8 F/I	28-20247
2500	6.4L V8 F/I	28-20247

*Indicates 2 filters required ♦ Intake system available - see page 26



Vehicle	Engine Type	Air Filter	Vehicle	Engine Type	Air Filter
2017 DODGE			2014 DODGE		
3500	5.7L V8 F/I	28-20247	Charger	5.7L V8 F/I	28-20460 ♦
3500	6.4L V8 F/I	28-20247	Charger	6.4L V8 F/I	28-20460
Challenger	3.6L V6 F/I	28-20460	Durango	3.6L V6 F/I	28-20457 ♦
Challenger	5.7L V8 F/I	28-20460	Durango	5.7L V8 F/I	28-20457 ♦
Challenger	6.2L V8 F/I	28-20460	Journey	3.6L V6 F/I	28-20470
Challenger	6.4L V8 F/I	28-20460	Ram 1500	5.7L V8 F/I	28-20247 ♦
Charger	3.6L V6 F/I	28-20460	Ram 1500 Pickup	3.0L V6 DSL	28-20247
Charger	5.7L V8 F/I	28-20460	Ram 1500 Pickup	3.6L V6 F/I	28-20247
Charger	6.4L V8 F/I	28-20460	Ram 2500	5.7L V8 F/I	28-20247
Durango	3.6L V6 F/I	28-20457	Ram 2500 Pickup	6.4L V8 F/I	28-20247
Durango	5.7L V8 F/I	28-20457	Ram 3500	5.7L V8 F/I	28-20247
Journey	3.6L V6 F/I	28-20470	Ram 3500 Pickup	6.4L V8 F/I	28-20247
2016 DODGE			2013 DODGE		
1500	3.0L V6 DSL	28-20247	Avenger	3.6L V6 F/I	28-20470
1500	3.6L V6 F/I	28-20247	Challenger	3.6L V6 F/I	28-20460
1500	5.7L V8 F/I	28-20247	Challenger	5.7L V8 F/I	28-20460 ♦
2500	5.7L V8 F/I	28-20247	Challenger	6.4L V8 F/I	28-20460
2500	6.4L V8 F/I	28-20247	Charger	3.6L V6 F/I	28-20460
3500	5.7L V8 F/I	28-20247	Charger	5.7L V8 F/I	28-20460 ♦
3500	6.4L V8 F/I	28-20247	Charger	6.4L V8 F/I	28-20460
4500	6.4L V8 F/I	28-20247	Durango	3.6L V6 F/I	28-20457 ♦
5500	6.4L V8 F/I	28-20247	Durango	5.7L V8 F/I	28-20457 ♦
Challenger	3.6L V6 F/I	28-20460	Journey	3.6L V6 F/I	28-20470
Challenger	5.7L V8 F/I	28-20460	Ram 1500	5.7L V8 F/I	28-20247 ♦
Challenger	6.2L V8 F/I	28-20460	Ram 1500 Pickup	3.6L V6 F/I	28-20247
Challenger	6.4L V8 F/I	28-20460	Ram 1500 Pickup	4.7L V8 F/I	28-20247
Charger	3.6L V6 F/I	28-20460	Ram 2500	5.7L V8 F/I	28-20247
Charger	5.7L V8 F/I	28-20460	Ram 3500	5.7L V8 F/I	28-20247
Charger	6.2L V8 F/I	28-20460	2012 DODGE		
Charger	6.4L V8 F/I	28-20460	Avenger	3.6L V6 F/I	28-20470
Durango	3.6L V6 F/I	28-20457	Challenger	3.6L V6 F/I	28-20460
Durango	5.7L V8 F/I	28-20457	Challenger	5.7L V8 F/I	28-20460 ♦
Journey	3.6L V6 F/I	28-20470	Challenger	6.4L V8 F/I	28-20460
2015 DODGE			Charger	3.6L V6 F/I	28-20460
1500	3.0L V6 DSL	28-20247	Charger	5.7L V8 F/I	28-20460 ♦
1500	3.6L V6 F/I	28-20247	Charger	6.4L V8 F/I	28-20460
1500	5.7L V8 F/I	28-20247	Durango	3.6L V6 F/I	28-20457 ♦
2500	5.7L V8 F/I	28-20247	Durango	5.7L V8 F/I	28-20457 ♦
2500	6.4L V8 F/I	28-20247	Journey	3.6L V6 F/I	28-20470
3500	5.7L V8 F/I	28-20247	Ram 1500	5.7L V8 F/I	28-20247 ♦
3500	6.4L V8 F/I	28-20247	Ram 1500 Pickup	3.7L V6 F/I	28-20247
4500	6.4L V8 F/I	28-20247	Ram 1500 Pickup	4.7L V8 F/I	28-20247
5500	6.4L V8 F/I	28-20247	Ram 2500 Pickup	5.7L V8 F/I	28-20247
Challenger	3.6L V6 F/I	28-20460	Ram 2500 Pickup	6.7L L6 DSL	AE-07087 ♦
Challenger	5.7L V8 F/I	28-20460 ♦	Ram 3500 Pickup	5.7L V8 F/I	28-20247
Challenger	6.2L V8 F/I	28-20460	Ram 3500 Pickup	6.7L L6 DSL	AE-07087 ♦
Challenger	6.4L V8 F/I	28-20460	Ram 4500	6.7L L6 DSL	AE-07087
Charger	3.6L V6 F/I	28-20460	Ram 5500	6.7L L6 DSL	AE-07087
Charger	5.7L V8 F/I	28-20460 ♦	2011 DODGE		
Charger	6.2L V8 F/I	28-20460	Avenger	3.6L V6 F/I	28-20470
Charger	6.4L V8 F/I	28-20460	Challenger	3.6L V6 F/I	28-20460
Durango	3.6L V6 F/I	28-20457	Challenger	5.7L V8 F/I	28-20460 ♦
Durango	5.7L V8 F/I	28-20457	Challenger	6.4L V8 F/I	28-20460
Journey	3.6L V6 F/I	28-20470	Charger	3.6L V6 F/I	28-20460
2014 DODGE			Charger	5.7L V8 F/I	28-20460 ♦
4500	6.4L V8 F/I	28-20247	Dakota	3.7L V6 F/I	28-20175
5500	6.4L V8 F/I	28-20247	Dakota	4.7L V8 F/I	28-20175
Avenger	3.6L V6 F/I	28-20470	Durango	3.6L V6 F/I	28-20457 ♦
Challenger	3.6L V6 F/I	28-20460	Durango	5.7L V8 F/I	28-20457 ♦
Challenger	5.7L V8 F/I	28-20460 ♦	Journey	3.6L V6 F/I	28-20470
Challenger	6.4L V8 F/I	28-20460	Ram 1500	5.7L V8 F/I	28-20247 ♦
Charger	3.6L V6 F/I	28-20460	Ram 1500 Pickup	3.7L V6 F/I	28-20247

*Indicates 2 filters required ♦ Intake system available - see page 26



DRYFLOW® REPLACEMENT AIR FILTERS

DODGE

Vehicle	Engine Type	Air Filter
2011 DODGE		
Ram 1500 Pickup	4.7L V8 F/I	28-20247
Ram 2500 Pickup	5.7L V8 F/I	28-20247
Ram 2500 Pickup	6.7L L6 DSL	AE-07087 ♦
Ram 3500 Pickup	5.7L V8 F/I	28-20247
Ram 3500 Pickup	6.7L L6 DSL	AE-07087 ♦
Ram 4500	6.7L L6 DSL	AE-07087
Ram 5500	6.7L L6 DSL	AE-07087

2010 DODGE		
Challenger	3.5L V6 F/I	28-20295 ♦
Challenger	5.7L V8 F/I	28-20295 ♦
Charger	2.7L V6 F/I	28-20295
Charger	3.5L V6 F/I	28-20295 ♦
Charger	5.7L V8 F/I	28-20295 ♦
Dakota	3.7L V6 F/I	28-20175
Dakota	4.7L V8 F/I	28-20175
Ram 1500 Pickup	3.7L V6 F/I	28-20247
Ram 1500 Pickup	4.7L V8 F/I	28-20247
Ram 1500 Pickup	5.7L V8 F/I	28-20247 ♦
Ram 2500 Pickup	5.7L V8 F/I	28-20247
Ram 2500 Pickup	6.7L L6 DSL	AE-07087 ♦
Ram 3500 Pickup	6.7L L6 DSL	AE-07087 ♦
Ram 4500	6.7L L6 DSL	AE-07087
Ram 5500	6.7L L6 DSL	AE-07087

2009 DODGE		
Challenger	3.5L V6 F/I	28-20295 ♦
Challenger	5.7L V8 F/I	28-20295 ♦
Charger	2.7L V6 F/I	28-20295
Charger	3.5L V6 F/I	28-20295 ♦
Charger	5.7L V8 F/I	28-20295 ♦
Dakota	3.7L V6 F/I	28-20175
Dakota	4.7L V8 F/I	28-20175
Ram 1500 Pickup	3.7L V6 F/I	28-20247
Ram 1500 Pickup	4.7L V8 F/I	28-20247
Ram 1500 Pickup	5.7L V8 F/I	28-20247 ♦
Ram 2500 Pickup	5.7L V8 F/I	28-20247
Ram 2500 Pickup	5.9L L6 DSL	AE-07087
Ram 2500 Pickup	6.7L L6 DSL	AE-07087 ♦
Ram 3500 Pickup	5.7L V8 F/I	28-20247
Ram 3500 Pickup	5.9L L6 DSL	AE-07087
Ram 3500 Pickup	6.7L L6 DSL	AE-07087 ♦

2008 DODGE		
Charger	2.7L V6 F/I	28-20295
Charger	3.5L V6 F/I	28-20295 ♦
Charger	5.7L V8 F/I	28-20295 ♦
Dakota	3.7L V6 F/I	28-20175
Dakota	4.7L V8 F/I	28-20175
Magnum	2.7L V6 F/I	28-20295
Magnum	3.5L V6 F/I	28-20295 ♦
Magnum	5.7L V8 F/I	28-20295 ♦
Ram 1500 Pickup	3.7L V6 F/I	28-20247
Ram 1500 Pickup	4.7L V8 F/I	28-20247
Ram 1500 Pickup	5.7L V8 F/I	28-20247 ♦
Ram 2500 Pickup	5.7L V8 F/I	28-20247 ♦
Ram 2500 Pickup	5.9L L6 DSL	AE-07087
Ram 2500 Pickup	6.7L L6 DSL	AE-07087 ♦
Ram 3500 Pickup	5.7L V8 F/I	28-20247 ♦
Ram 3500 Pickup	5.9L L6 DSL	AE-07087
Ram 3500 Pickup	6.7L L6 DSL	AE-07087 ♦

2007 DODGE		
Charger	2.7L V6 F/I	28-20295
Charger	3.5L V6 F/I	28-20295 ♦

Vehicle	Engine Type	Air Filter
2007 DODGE		
Charger	5.7L V8 F/I	28-20295 ♦
Dakota	3.7L V6 F/I	28-20175
Dakota	4.7L V8 F/I	28-20175
Magnum	2.7L V6 F/I	28-20295
Magnum	3.5L V6 F/I	28-20295 ♦
Magnum	5.7L V8 F/I	28-20295 ♦
Ram 1500 Pickup	3.7L V6 F/I	28-20247
Ram 1500 Pickup	4.7L V8 F/I	28-20247
Ram 1500 Pickup	5.7L V8 F/I	28-20247 ♦
Ram 2500 Pickup	5.7L V8 F/I	28-20247 ♦
Ram 2500 Pickup	5.9L L6 DSL	AE-07087
Ram 2500 Pickup	6.7L L6 DSL	AE-07087 ♦
Ram 3500 Pickup	5.7L V8 F/I	28-20247 ♦
Ram 3500 Pickup	5.9L L6 DSL	AE-07087
Ram 3500 Pickup	6.7L L6 DSL	AE-07087 ♦

2006 DODGE		
Charger	2.7L V6 F/I	28-20295
Charger	3.5L V6 F/I	28-20295 ♦
Charger	5.7L V8 F/I	28-20295 ♦
Dakota	3.7L V6 F/I	28-20175
Dakota	4.7L V8 F/I	28-20175 ♦
Magnum	2.7L V6 F/I	28-20295
Magnum	3.5L V6 F/I	28-20295 ♦
Magnum	5.7L V8 F/I	28-20295 ♦
Magnum	6.1L V8 F/I	28-20295 ♦
Ram 1500 Pickup	3.7L V6 F/I	28-20247 ♦
Ram 1500 Pickup	4.7L V8 F/I	28-20247
Ram 1500 Pickup	5.7L V8 F/I	28-20247 ♦
Ram 2500 Pickup	5.7L V8 F/I	28-20247 ♦
Ram 2500 Pickup	5.9L L6 DSL	AE-07087 ♦
Ram 3500 Pickup	5.7L V8 F/I	28-20247 ♦
Ram 3500 Pickup	5.9L L6 DSL	AE-07087 ♦

2005 DODGE		
Dakota	3.7L V6 F/I	28-20175
Dakota	4.7L V8 F/I	28-20175 ♦
Magnum	2.7L V6 F/I	28-20295
Magnum	3.5L V6 F/I	28-20295 ♦
Magnum	5.7L V8 F/I	28-20295 ♦
Ram 1500 Pickup	3.7L V6 F/I	28-20247
Ram 1500 Pickup	4.7L V8 F/I	28-20247
Ram 1500 Pickup	5.7L V8 F/I	28-20247 ♦
Ram 2500 Pickup	5.7L V8 F/I	28-20247 ♦
Ram 2500 Pickup	5.9L L6 DSL	AE-07087 ♦
Ram 3500 Pickup	5.7L V8 F/I	28-20247 ♦
Ram 3500 Pickup	5.9L L6 DSL	AE-07087 ♦

2004 DODGE		
Dakota	3.7L V6 F/I	28-20175
Dakota	4.7L V8 F/I	28-20175
Ram 1500 Pickup	3.7L V6 F/I	28-20247
Ram 1500 Pickup	4.7L V8 F/I	28-20247 ♦
Ram 1500 Pickup	5.7L V8 F/I	28-20247 ♦
Ram 2500 Pickup	5.7L V8 F/I	28-20247 ♦
Ram 2500 Pickup	5.9L L6 DSL	AE-07087 ♦
Ram 3500 Pickup	5.7L V8 F/I	28-20247 ♦
Ram 3500 Pickup	5.9L L6 DSL	AE-07087 ♦

2003 DODGE		
Dakota	3.9L V6 F/I	28-20175
Dakota	4.7L V8 F/I	28-20175
Dakota	5.9L V8 F/I	28-20175
Durango	4.7L V8 F/I	28-20175
Durango	5.9L V8 F/I	28-20175 ♦

*Indicates 2 filters required ♦ Intake system available - see page 26



Vehicle	Engine Type	Air Filter
2003 DODGE		
Ram 1500 Pickup	3.7L V6 F/I	28-20247
Ram 1500 Pickup	4.7L V8 F/I	28-20247 ♦
Ram 1500 Pickup	5.7L V8 F/I	28-20247 ♦
Ram 1500 Pickup	5.9L V8 F/I	28-20247
Ram 2500 Pickup	5.7L V8 F/I	28-20247 ♦
Ram 2500 Pickup	5.9L L6 DSL	AE-07087 ♦
Ram 2500 Pickup	8.0L V10 F/I	28-20247
Ram 3500 Pickup	5.7L V8 F/I	28-20247 ♦
Ram 3500 Pickup	5.9L L6 DSL	AE-07087 ♦
Ram 3500 Pickup	8.0L V10 F/I	28-20247

Vehicle	Engine Type	Air Filter
2002 DODGE		
Dakota	2.5L L4 F/I	28-20175
Dakota	3.9L V6 F/I	28-20175
Dakota	4.7L V8 F/I	28-20175
Dakota	5.9L V8 F/I	28-20175
Durango	4.7L V8 F/I	28-20175
Durango	5.9L V8 F/I	28-20175 ♦
Ram 1500 Pickup	3.7L V6 F/I	28-20247
Ram 1500 Pickup	4.7L V8 F/I	28-20247
Ram 1500 Pickup	5.9L V8 F/I	28-20247
Ram 2500 Pickup	5.9L L6 DSL	28-20056 ♦
Ram 2500 Pickup	5.9L V8 F/I	28-20084 ♦
Ram 3500 Pickup	5.9L L6 DSL	28-20056 ♦
Ram 3500 Pickup	5.9L V8 F/I	28-20084

Vehicle	Engine Type	Air Filter
2001 DODGE		
Dakota	2.5L L4 F/I	28-20175
Dakota	3.9L V6 F/I	28-20175
Dakota	4.7L V8 F/I	28-20175
Dakota	5.9L V8 F/I	28-20175
Durango	4.7L V8 F/I	28-20175
Durango	5.9L V8 F/I	28-20175 ♦
Ram 1500 Pickup	3.9L V6 F/I	28-20084
Ram 1500 Pickup	5.2L V8 F/I	28-20084 ♦
Ram 1500 Pickup	5.9L V8 F/I	28-20084 ♦
Ram 2500 Pickup	5.9L L6 DSL	28-20056 ♦
Ram 2500 Pickup	5.9L V8 F/I	28-20084 ♦
Ram 3500 Pickup	5.9L L6 DSL	28-20056 ♦
Ram 3500 Pickup	5.9L V8 F/I	28-20084

Vehicle	Engine Type	Air Filter
2000 DODGE		
Dakota	2.5L L4 F/I	28-20175
Dakota	3.9L V6 F/I	28-20175
Dakota	4.7L V8 F/I	28-20175
Dakota	5.9L V8 F/I	28-20175
Durango	4.7L V8 F/I	28-20175
Durango	5.2L V8 F/I	28-20175 ♦
Durango	5.9L V8 F/I	28-20175 ♦
Ram 1500 Pickup	3.9L V6 F/I	28-20084
Ram 1500 Pickup	5.2L V8 F/I	28-20084 ♦
Ram 1500 Pickup	5.9L V8 F/I	28-20084 ♦
Ram 2500 Pickup	5.9L L6 DSL	28-20056 ♦
Ram 2500 Pickup	5.9L V8 F/I	28-20084 ♦
Ram 3500 Pickup	5.9L L6 DSL	28-20056 ♦
Ram 3500 Pickup	5.9L V8 F/I	28-20084

Vehicle	Engine Type	Air Filter
1999 DODGE		
Dakota	2.5L L4 F/I	28-20175
Dakota	3.9L V6 F/I	28-20175
Dakota	5.2L V8 F/I	28-20175
Dakota	5.9L V8 F/I	28-20175
Durango	3.9L V6 F/I	28-20175
Durango	5.2L V8 F/I	28-20175 ♦
Durango	5.9L V8 F/I	28-20175

Vehicle	Engine Type	Air Filter
1999 DODGE		
Ram 1500 Pickup	3.9L V6 F/I	28-20084
Ram 1500 Pickup	5.2L V8 F/I	28-20084 ♦
Ram 1500 Pickup	5.9L V8 F/I	28-20084 ♦
Ram 2500 Pickup	5.9L L6 DSL	28-20056 ♦
Ram 2500 Pickup	5.9L V8 F/I	28-20084 ♦
Ram 3500 Pickup	5.9L L6 DSL	28-20056 ♦
Ram 3500 Pickup	5.9L V8 F/I	28-20084

Vehicle	Engine Type	Air Filter
1998 DODGE		
Dakota	2.5L L4 F/I	28-20175
Dakota	3.9L V6 F/I	28-20175
Dakota	5.2L V8 F/I	28-20175 ♦
Dakota	5.9L V8 F/I	28-20175 ♦
Durango	3.9L V6 F/I	28-20175
Durango	5.2L V8 F/I	28-20175 ♦
Durango	5.9L V8 F/I	28-20175
Ram 1500 Pickup	3.9L V6 F/I	28-20084
Ram 1500 Pickup	5.2L V8 F/I	28-20084 ♦
Ram 1500 Pickup	5.9L V8 F/I	28-20084 ♦
Ram 2500	5.2L V8 F/I	28-20084
Ram 2500 Pickup	5.2L V8 F/I	28-20084
Ram 2500 Pickup	5.9L L6 DSL	28-20056 ♦
Ram 2500 Pickup	5.9L V8 F/I	28-20084 ♦
Ram 3500 Pickup	5.9L L6 DSL	28-20056 ♦
Ram 3500 Pickup	5.9L V8 F/I	28-20084

Vehicle	Engine Type	Air Filter
1997 DODGE		
Dakota	2.5L L4 F/I	28-20175
Dakota	3.9L V6 F/I	28-20175
Dakota	5.2L V8 F/I	28-20175 ♦
Ram 1500 Pickup	3.9L V6 F/I	28-20084
Ram 1500 Pickup	5.2L V8 F/I	28-20084 ♦
Ram 1500 Pickup	5.9L V8 F/I	28-20084 ♦
Ram 2500 Pickup	5.9L L6 DSL	28-20056 ♦
Ram 2500 Pickup	5.9L V8 F/I	28-20084 ♦
Ram 3500 Pickup	5.9L L6 DSL	28-20056 ♦
Ram 3500 Pickup	5.9L V8 F/I	28-20084

Vehicle	Engine Type	Air Filter
1996 DODGE		
Ram 1500 Pickup	3.9L V6 F/I	28-20084
Ram 1500 Pickup	5.2L V8 F/I	28-20084 ♦
Ram 1500 Pickup	5.9L V8 F/I	28-20084 ♦
Ram 2500 Pickup	5.2L V8 F/I	28-20084
Ram 2500 Pickup	5.9L L6 DSL	28-20056 ♦
Ram 2500 Pickup	5.9L V8 F/I	28-20084 ♦
Ram 3500 Pickup	5.9L L6 DSL	28-20056 ♦
Ram 3500 Pickup	5.9L V8 F/I	28-20084

Vehicle	Engine Type	Air Filter
1995 DODGE		
Ram 1500 Pickup	3.9L V6 F/I	28-20084
Ram 1500 Pickup	5.2L V8 F/I	28-20084 ♦
Ram 1500 Pickup	5.9L V8 F/I	28-20084 ♦
Ram 2500 Pickup	5.2L V8 F/I	28-20084
Ram 2500 Pickup	5.9L L6 DSL	28-20056 ♦
Ram 2500 Pickup	5.9L V8 F/I	28-20084 ♦
Ram 3500 Pickup	5.9L L6 DSL	28-20056 ♦
Ram 3500 Pickup	5.9L V8 F/I	28-20084

Vehicle	Engine Type	Air Filter
1994 DODGE		
Ram 1500 Pickup	3.9L V6 F/I	28-20084
Ram 1500 Pickup	5.2L V8 F/I	28-20084 ♦
Ram 1500 Pickup	5.9L V8 F/I	28-20084 ♦
Ram 2500 Pickup	5.2L V8 F/I	28-20084
Ram 2500 Pickup	5.9L L6 DSL	28-20056 ♦
Ram 2500 Pickup	5.9L V8 F/I	28-20084 ♦
Ram 3500 Pickup	5.9L L6 DSL	28-20056 ♦

*Indicates 2 filters required ♦ Intake system available - see page 26



DRYFLOW® REPLACEMENT AIR FILTERS

DODGE

Vehicle	Engine Type	Air Filter
1994 DODGE		
Ram 3500 Pickup	5.9L V8 F/I	28-20084
2017 FORD		
C-Max II	1.0L L3 F/I	AE-20993
C-Max II	1.5L L4 DSL	AE-20993
C-Max II	1.5L L4 F/I	AE-20993
C-Max II	1.6L L4 F/I	AE-20993
C-Max II	2.0L L4 DSL	AE-20993
Escape	1.5L L4 F/I	AE-20993
Escape	2.0L L4 F/I	AE-20993
Expedition	3.5L V6 F/I	28-20385
Explorer	2.3L L4 F/I	28-20395
Explorer	3.5L V6 F/I	28-20395
F150	2.7L V6 F/I	28-20385 ♦
F150	3.5L V6 F/I	28-20385
F150	5.0L V8 F/I	28-20385 ♦
Focus	2.0L L4 F/I	AE-20993
Focus III	1.0L L3 F/I	AE-20993
Focus III	1.5L L4 DSL	AE-20993
Focus III	1.5L L4 F/I	AE-20993
Focus III	1.6L L4 F/I	AE-20993
Focus III	2.0L L4 DSL	AE-20993
Focus III	2.0L L4 F/I	AE-20993
Focus III	2.3L L4 F/I	AE-20993
Focus RS	2.3L L4 F/I	AE-20993
Focus ST	2.0L L4 DSL	AE-20993
Focus ST	2.0L L4 F/I	AE-20993
Grand C-Max	1.0L L3 F/I	AE-20993
Grand C-Max	1.5L L4 DSL	AE-20993
Grand C-Max	1.5L L4 F/I	AE-20993
Grand C-Max	1.6L L4 F/I	AE-20993
Grand C-Max	2.0L L4 DSL	AE-20993
Mustang	2.3L L4 F/I	28-50029 ♦
Mustang	3.7L V6 F/I	28-50029
Mustang GT	5.0L V8 F/I	28-50029
Tourneo Connect	1.0L L3 F/I	AE-20993
Tourneo Connect	1.5L L4 DSL	AE-20993
Transit Connect	1.0L L3 F/I	AE-20993
Transit Connect	1.5L L4 DSL	AE-20993
2016 FORD		
C-Max II	1.0L L3 F/I	AE-20993
C-Max II	1.5L L4 DSL	AE-20993
C-Max II	1.5L L4 F/I	AE-20993
C-Max II	1.6L L4 F/I	AE-20993
C-Max II	2.0L L4 DSL	AE-20993
E350 Super Duty	5.4L V8 F/I	AE-09045
E350 Super Duty	6.8L V10 F/I	AE-09045
E450 Super Duty	5.4L V8 F/I	AE-09045
E450 Super Duty	6.8L V10 F/I	AE-09045
Escape	1.6L L4 F/I	AE-20993
Escape	2.0L L4 F/I	AE-20993
Expedition	3.5L V6 F/I	28-20385
Explorer	2.3L L4 F/I	28-20395
Explorer	3.5L V6 F/I	28-20395 ♦
Explorer Sport	3.5L V6 F/I	28-20395
F150	2.7L V6 F/I	28-20385 ♦
F150	3.5L V6 F/I	28-20385
F150	5.0L V8 F/I	28-20385 ♦
F150	3.5L V6 F/I	28-20385 ♦
F150	2.7L V6 F/I	28-20385 ♦
F250 Super Duty	6.2L V8 F/I	28-20385
F350 Super Duty	6.2L V8 F/I	28-20385
F450 Super Duty	6.2L V8 F/I	28-20385
F450 Super Duty	6.8L V10 F/I	28-20385
F550 Super Duty	6.8L V10 F/I	28-20385
Flex	3.5L V6 F/I	28-20395
Focus	1.0L L3 F/I	AE-20993
Focus	2.0L L4 F/I	AE-20993
Focus III	1.0L L3 F/I	AE-20993
Focus III	1.5L L4 DSL	AE-20993
Focus III	1.5L L4 F/I	AE-20993
Focus III	1.6L L4 DSL	AE-20993

Vehicle	Engine Type	Air Filter
2016 FORD		
Focus	2.0L L4 F/I	AE-20993
Focus	2.3L L4 F/I	AE-20993
Focus III	1.0L L3 F/I	AE-20993
Focus III	1.5L L4 DSL	AE-20993
Focus III	1.5L L4 F/I	AE-20993
Focus III	1.6L L4 F/I	AE-20993
Focus III	2.0L L4 DSL	AE-20993
Focus III	2.0L L4 F/I	AE-20993
Focus III	2.3L L4 F/I	AE-20993
Focus RS	2.3L L4 F/I	AE-20993
Focus ST	2.0L L4 DSL	AE-20993
Focus ST	2.0L L4 F/I	AE-20993
Grand C-Max	1.0L L3 F/I	AE-20993
Grand C-Max	1.5L L4 DSL	AE-20993
Grand C-Max	1.5L L4 F/I	AE-20993
Grand C-Max	1.6L L4 F/I	AE-20993
Grand C-Max	2.0L L4 DSL	AE-20993
Kuga II	1.5L L4 F/I	AE-20993
Mustang	2.3L L4 F/I	28-50029 ♦
Mustang	3.7L V6 F/I	28-50029
Mustang GT	5.0L V8 F/I	28-50029 ♦
Taurus	2.0L L4 F/I	28-20395
Taurus	3.5L V6 F/I	28-20395
Taurus SHO	3.5L V6 F/I	28-20395
Tourneo Connect	1.0L L3 F/I	AE-20993
Tourneo Connect	1.5L L4 DSL	AE-20993
Transit Connect	1.0L L3 F/I	AE-20993
Transit Connect	1.5L L4 DSL	AE-20993
Transit Connect	1.6L L4 DSL	AE-20993
Transit Connect	1.6L L4 F/I	AE-20993
2015 FORD		
C-Max II	1.0L L3 F/I	AE-20993
C-Max II	1.5L L4 DSL	AE-20993
C-Max II	1.5L L4 F/I	AE-20993
C-Max II	1.6L L4 DSL	AE-20993
C-Max II	1.6L L4 F/I	AE-20993
C-Max II	2.0L L4 DSL	AE-20993
E350 Super Duty	5.4L V8 F/I	AE-09045
E350 Super Duty	6.8L V10 F/I	AE-09045
E450 Super Duty	5.4L V8 F/I	AE-09045
E450 Super Duty	6.8L V10 F/I	AE-09045
Escape	1.6L L4 F/I	AE-20993
Escape	2.0L L4 F/I	AE-20993
Expedition	3.5L V6 F/I	28-20385
Explorer	2.0L L4 F/I	28-20395 ♦
Explorer	3.5L V6 F/I	28-20395 ♦
Explorer Sport	3.5L V6 F/I	28-20395
F150	2.7L V6 F/I	28-20385 ♦
F150	3.5L V6 F/I	28-20385
F150	5.0L V8 F/I	28-20385 ♦
F250 Super Duty	6.2L V8 F/I	28-20385
F350 Super Duty	6.2L V8 F/I	28-20385
F450 Super Duty	6.2L V8 F/I	28-20385
F450 Super Duty	6.8L V10 F/I	28-20385
F550 Super Duty	6.8L V10 F/I	28-20385
Flex	3.5L V6 F/I	28-20395
Focus	1.0L L3 F/I	AE-20993
Focus	2.0L L4 F/I	AE-20993
Focus III	1.0L L3 F/I	AE-20993
Focus III	1.5L L4 DSL	AE-20993
Focus III	1.5L L4 F/I	AE-20993
Focus III	1.6L L4 DSL	AE-20993

*Indicates 2 filters required ♦ Intake system available - see page 26



Vehicle	Engine Type	Air Filter	Vehicle	Engine Type	Air Filter
2015 FORD			2014 FORD		
Focus III	1.6L L4 F/I	AE-20993	Focus III	1.6L L4 F/I	AE-20993
Focus III	2.0L L4 DSL	AE-20993	Focus III	2.0L L4 DSL	AE-20993
Focus III	2.0L L4 F/I	AE-20993	Focus III	2.0L L4 F/I	AE-20993
Focus ST	2.0L L4 DSL	AE-20993	Focus ST	2.0L L4 DSL	AE-20993
Focus ST	2.0L L4 F/I	AE-20993	Focus ST	2.0L L4 F/I	AE-20993
Grand C-Max	1.0L L3 F/I	AE-20993	Grand C-Max	1.0L L3 F/I	AE-20993
Grand C-Max	1.5L L4 DSL	AE-20993	Grand C-Max	1.6L L4 DSL	AE-20993
Grand C-Max	1.5L L4 F/I	AE-20993	Grand C-Max	1.6L L4 F/I	AE-20993
Grand C-Max	1.6L L4 DSL	AE-20993	Grand C-Max	2.0L L4 DSL	AE-20993
Grand C-Max	1.6L L4 F/I	AE-20993	Kuga II	1.6L L4 F/I	AE-20993
Grand C-Max	2.0L L4 DSL	AE-20993	Kuga II	2.0L L4 DSL	AE-20993
Kuga II	1.5L L4 F/I	AE-20993	Mustang	3.7L V6 F/I	28-20431 ♦
Kuga II	1.6L L4 F/I	AE-20993	Mustang GT	5.0L V8 F/I	28-20431 ♦
Kuga II	2.0L L4 DSL	AE-20993	Taurus	2.0L L4 F/I	28-20395
Mustang	2.3L L4 F/I	28-50029 ♦	Taurus	3.5L V6 F/I	28-20395
Mustang	3.7L V6 F/I	28-50029 ♦	Taurus SHO	3.5L V6 F/I	28-20395
Mustang GT	5.0L V8 F/I	28-50029 ♦	Tourneo Connect	1.0L L3 F/I	AE-20993
Taurus	2.0L L4 F/I	28-20395	Tourneo Connect	1.6L L4 DSL	AE-20993
Taurus	3.5L V6 F/I	28-20395	Tourneo Connect	1.6L L4 F/I	AE-20993
Taurus SHO	3.5L V6 F/I	28-20395	Transit Connect	1.0L L3 F/I	AE-20993
Tourneo Connect	1.0L L3 F/I	AE-20993	Transit Connect	1.6L L4 DSL	AE-20993
Tourneo Connect	1.5L L4 DSL	AE-20993	Transit Connect	1.6L L4 F/I	AE-20993
Tourneo Connect	1.6L L4 DSL	AE-20993	2013 FORD		
Tourneo Connect	1.6L L4 F/I	AE-20993	C-Max II	1.0L L3 F/I	AE-20993
Transit Connect	1.0L L3 F/I	AE-20993	C-Max II	1.6L L4 DSL	AE-20993
Transit Connect	1.6L L4 DSL	AE-20993	C-Max II	1.6L L4 F/I	AE-20993
Transit Connect	1.6L L4 F/I	AE-20993	C-Max II	2.0L L4 DSL	AE-20993
2014 FORD			E150	4.6L V8 F/I	AE-09045
C-Max II	1.0L L3 F/I	AE-20993	E150	5.4L V8 F/I	AE-09045
C-Max II	1.6L L4 DSL	AE-20993	E250	4.6L V8 F/I	AE-09045
C-Max II	1.6L L4 F/I	AE-20993	E250	5.4L V8 F/I	AE-09045
C-Max II	2.0L L4 DSL	AE-20993	E350 Super Duty	5.4L V8 F/I	AE-09045
E150	4.6L V8 F/I	AE-09045	E350 Super Duty	6.8L V10 F/I	AE-09045
E150	5.4L V8 F/I	AE-09045	E450 Super Duty	5.4L V8 F/I	AE-09045
E250	4.6L V8 F/I	AE-09045	E450 Super Duty	6.8L V10 F/I	AE-09045
E250	5.4L V8 F/I	AE-09045	Edge	2.0L L4 F/I	28-20395
E350 Super Duty	5.4L V8 F/I	AE-09045	Edge	3.5L V6 F/I	28-20395
E350 Super Duty	6.8L V10 F/I	AE-09045	Edge	3.7L V6 F/I	28-20395
E450 Super Duty	5.4L V8 F/I	AE-09045	Escape	1.6L L4 F/I	AE-20993
E450 Super Duty	6.8L V10 F/I	AE-09045	Escape	2.0L L4 F/I	AE-20993
Edge	2.0L L4 F/I	28-20395	Expedition	5.4L V8 F/I	28-20385
Edge	3.5L V6 F/I	28-20395	Explorer	2.0L L4 F/I	28-20395 ♦
Edge	3.7L V6 F/I	28-20395	Explorer	3.5L V6 F/I	28-20395 ♦
Escape	1.6L L4 F/I	AE-20993	Explorer Sport	3.5L V6 F/I	28-20395
Escape	2.0L L4 F/I	AE-20993	F150	3.5L V6 F/I	28-20385 ♦
Expedition	5.4L V8 F/I	28-20385	F150	3.7L V6 F/I	28-20385
Explorer	2.0L L4 F/I	28-20395 ♦	F150	5.0L V8 F/I	28-20385 ♦
Explorer	3.5L V6 F/I	28-20395 ♦	F150	6.2L V8 F/I	28-20385
Explorer Sport	3.5L V6 F/I	28-20395	F150 SVT Raptor	6.2L V8 F/I	28-20385
F150	3.5L V6 F/I	28-20385 ♦	F250 Super Duty	6.2L V8 F/I	28-20385
F150	3.7L V6 F/I	28-20385	F350 Super Duty	6.2L V8 F/I	28-20385
F150	5.0L V8 F/I	28-20385 ♦	F450 Super Duty	6.8L V10 F/I	28-20385
F150	6.2L V8 F/I	28-20385	F550 Super Duty	6.8L V10 F/I	28-20385
F150 SVT Raptor	6.2L V8 F/I	28-20385	F650	6.8L V10 F/I	28-20385
F250 Super Duty	6.2L V8 F/I	28-20385	Flex	3.5L V6 F/I	28-20395
F350 Super Duty	6.2L V8 F/I	28-20385	Focus	2.0L L4 F/I	AE-20993
F450 Super Duty	6.8L V10 F/I	28-20385	Focus III	1.0L L3 F/I	AE-20993
F550 Super Duty	6.8L V10 F/I	28-20385	Focus III	1.6L L4 DSL	AE-20993
Flex	3.5L V6 F/I	28-20395	Focus III	1.6L L4 F/I	AE-20993
Focus	2.0L L4 F/I	AE-20993	Focus III	2.0L L4 DSL	AE-20993
Focus III	1.0L L3 F/I	AE-20993	Focus III	2.0L L4 F/I	AE-20993
Focus III	1.5L L4 F/I	AE-20993	Focus ST	2.0L L4 F/I	AE-20993
Focus III	1.6L L4 DSL	AE-20993	Grand C-Max	1.0L L3 F/I	AE-20993

*Indicates 2 filters required ♦ Intake system available - see page 26



DRYFLOW® REPLACEMENT AIR FILTERS

FORD

Vehicle	Engine Type	Air Filter
2013 FORD		
Grand C-Max	1.6L L4 DSL	AE-20993
Grand C-Max	1.6L L4 F/I	AE-20993
Grand C-Max	2.0L L4 DSL	AE-20993
Kuga	1.6L L4 F/I	AE-20993
Kuga II	2.0L L4 DSL	AE-20993
Mustang	3.7L V6 F/I	28-20431 ♦
Mustang Boss 302	5.0L V8 F/I	28-20431
Mustang GT	5.0L V8 F/I	28-20431 ♦
Taurus	2.0L L4 F/I	28-20395
Taurus	3.5L V6 F/I	28-20395
Taurus SHO	3.5L V6 F/I	28-20395

Vehicle	Engine Type	Air Filter
2012 FORD		
C-Max II	1.0L L3 F/I	AE-20993
C-Max II	1.6L L4 DSL	AE-20993
C-Max II	1.6L L4 F/I	AE-20993
C-Max II	2.0L L4 DSL	AE-20993
E150	4.6L V8 F/I	AE-09045
E150	5.4L V8 F/I	AE-09045
E150	6.8L V10 F/I	AE-09045
E250	4.6L V8 F/I	AE-09045
E250	5.4L V8 F/I	AE-09045
E250 Super Duty	6.8L V10 F/I	AE-09045
E350	4.6L V8 F/I	AE-09045
E350 Super Duty	5.4L V8 F/I	AE-09045
E350 Super Duty	6.8L V10 F/I	AE-09045
E450 Super Duty	5.4L V8 F/I	AE-09045
E450 Super Duty	6.8L V10 F/I	AE-09045
Edge	2.0L L4 F/I	28-20395
Edge	3.5L V6 F/I	28-20395
Edge	3.7L V6 F/I	28-20395
Escape	2.5L L4 F/I	28-20187
Expedition	5.4L V8 F/I	28-20385
Explorer	2.0L L4 F/I	28-20395 ♦
Explorer	3.5L V6 F/I	28-20395 ♦
F150	3.5L V6 F/I	28-20385 ♦
F150	3.7L V6 F/I	28-20385
F150	5.0L V8 F/I	28-20385 ♦
F150	6.2L V8 F/I	28-20385
F150 SVT Raptor	6.2L V8 F/I	28-20385
F250 Super Duty	6.2L V8 F/I	28-20385
F350 Super Duty	6.2L V8 F/I	28-20385
F450 Super Duty	6.8L V10 F/I	28-20385
F550 Super Duty	6.8L V10 F/I	28-20385
F650	6.8L V10 F/I	28-20385
Flex	3.5L V6 F/I	28-20395
Focus	2.0L L4 F/I	AE-20993 ♦
Focus III	1.0L L3 F/I	AE-20993
Focus III	1.6L L4 DSL	AE-20993
Focus III	1.6L L4 F/I	AE-20993
Focus III	2.0L L4 DSL	AE-20993
Focus III	2.0L L4 F/I	AE-20993
Fusion	3.5L V6 F/I	28-20395
Grand C-Max	1.0L L3 F/I	AE-20993
Grand C-Max	1.6L L4 DSL	AE-20993
Grand C-Max	1.6L L4 F/I	AE-20993
Grand C-Max	2.0L L4 DSL	AE-20993
Kuga	2.0L L4 DSL	AE-20993
Mustang	3.7L V6 F/I	28-20431 ♦
Mustang Boss 302	5.0L V8 F/I	28-20431
Mustang GT	5.0L V8 F/I	28-20431 ♦
Taurus	3.5L V6 F/I	28-20395
Taurus SHO	3.5L V6 F/I	28-20395

Vehicle	Engine Type	Air Filter
2011 FORD		
C-Max II	1.6L L4 DSL	AE-20993
C-Max II	1.6L L4 F/I	AE-20993
C-Max II	2.0L L4 DSL	AE-20993
Crown Victoria	4.6L V8 F/I	28-20272
Crown Victoria Police	4.6L V8 F/I	28-20272
Interceptor		
E150	4.6L V8 F/I	AE-09045
E150	5.4L V8 F/I	AE-09045
E250	4.6L V8 F/I	AE-09045
E250	5.4L V8 F/I	AE-09045
E350	4.6L V8 F/I	AE-09045
E350 Super Duty	5.4L V8 F/I	AE-09045
E350 Super Duty	6.8L V10 F/I	AE-09045
E450 Super Duty	6.8L V10 F/I	AE-09045
Edge	3.5L V6 F/I	28-20395
Edge	3.7L V6 F/I	28-20395
Escape	2.5L L4 F/I	28-20187
Expedition	5.4L V8 F/I	28-20385
Explorer	3.5L V6 F/I	28-20395 ♦
F150	3.5L V6 F/I	28-20385 ♦
F150	3.7L V6 F/I	28-20385
F150	4.6L V8 F/I	28-20385
F150	5.0L V8 F/I	28-20385 ♦
F150	5.4L V8 F/I	28-20385
F150	6.2L V8 F/I	28-20385
F150 Platinum	6.2L V8 F/I	28-20385
F150 SVT Raptor	6.2L V8 F/I	28-20385
F250 Super Duty	6.2L V8 F/I	28-20385
F250 Super Duty	6.8L V10 F/I	28-20385
F350 Super Duty	6.2L V8 F/I	28-20385
F350 Super Duty	6.8L V10 F/I	28-20385
F450 Super Duty	6.8L V10 F/I	28-20385
F550 Super Duty	6.2L V8 F/I	28-20385
F550 Super Duty	6.8L V10 F/I	28-20385
Flex	3.5L V6 F/I	28-20395
Focus III	1.6L L4 DSL	AE-20993
Focus III	1.6L L4 F/I	AE-20993
Focus III	2.0L L4 DSL	AE-20993
Fusion	3.5L V6 F/I	28-20395
Grand C-Max	1.6L L4 DSL	AE-20993
Grand C-Max	1.6L L4 F/I	AE-20993
Grand C-Max	2.0L L4 DSL	AE-20993
Kuga	2.0L L4 DSL	AE-20993
Mustang	3.7L V6 F/I	28-20431 ♦
Mustang GT	5.0L V8 F/I	28-20431 ♦
Ranger	2.3L L4 F/I	28-20106
Ranger	4.0L V6 F/I	28-20106
Taurus	3.5L V6 F/I	28-20395
Taurus SHO	3.5L V6 F/I	28-20395

Vehicle	Engine Type	Air Filter
2010 FORD		
C-Max	1.6L L4 DSL	AE-20993
C-Max	1.6L L4 F/I	AE-20993
C-Max	1.8L L4 F/I	AE-20993
C-Max	2.0L L4 DSL	AE-20993
C-Max	2.0L L4 F/I	AE-20993
C-Max II	1.6L L4 DSL	AE-20993
C-Max II	1.6L L4 F/I	AE-20993
C-Max II	2.0L L4 DSL	AE-20993
Crown Victoria	4.6L V8 F/I	28-20272
Crown Victoria Police	4.6L V8 F/I	28-20272
Interceptor		
E150	4.6L V8 F/I	AE-09045
E150	5.4L V8 F/I	AE-09045

*Indicates 2 filters required ♦ Intake system available - see page 26



Vehicle	Engine Type	Air Filter	Vehicle	Engine Type	Air Filter
2010 FORD			2009 FORD		
E250	4.6L V8 F/I	AE-09045	F250 Super Duty	5.4L V8 F/I	28-20385
E250	5.4L V8 F/I	AE-09045	F250 Super Duty	6.8L V10 F/I	28-20385
E350	4.6L V8 F/I	AE-09045	F350	5.4L V8 F/I	28-20385
E350 Super Duty	5.4L V8 F/I	AE-09045	F350 Super Duty	5.4L V8 F/I	28-20385
E350 Super Duty	6.8L V10 F/I	AE-09045	F350 Super Duty	6.8L V10 F/I	28-20385
E450 Super Duty	6.8L V10 F/I	AE-09045	F450	6.8L V10 F/I	28-20385
Edge	3.5L V6 F/I	28-20395	F450 Super Duty	6.8L V10 F/I	28-20385
Escape	2.5L L4 F/I	28-20187	F550 Super Duty	6.8L V10 F/I	28-20385
Expedition	5.4L V8 F/I	28-20385	Flex	3.5L V6 F/I	28-20395
F150	4.6L V8 F/I	28-20385	Focus II	1.4L L4 F/I	AE-20993
F150	5.4L V8 F/I	28-20385 ♦	Focus II	1.6L L4 DSL	AE-20993
F150 SVT Raptor	5.4L V8 F/I	28-20385	Focus II	1.6L L4 F/I	AE-20993
F150 SVT Raptor	6.2L V8 F/I	28-20385	Focus II	1.8L L4 F/I	AE-20993
F250 Super Duty	5.4L V8 F/I	28-20385	Focus II	2.0L L4 DSL	AE-20993
F250 Super Duty	6.8L V10 F/I	28-20385	Focus II	2.0L L4 F/I	AE-20993
F350 Super Duty	5.4L V8 F/I	28-20385	Focus II	2.5L L5 F/I - RS	AE-20993
F350 Super Duty	6.8L V10 F/I	28-20385	Kuga	2.0L L4 DSL	AE-20993
F450 Super Duty	6.8L V10 F/I	28-20385	Mustang	4.0L V6 F/I	28-20298 ♦
F550 Super Duty	6.8L V10 F/I	28-20385	Mustang	4.6L V8 F/I	28-20298
Flex	3.5L V6 F/I	28-20395	Mustang GT	4.6L V8 F/I	28-20298 ♦
Focus II	1.4L L4 F/I	AE-20993	Ranger	2.3L L4 F/I	28-20106
Focus II	1.6L L4 DSL	AE-20993	Ranger	4.0L V6 F/I	28-20106
Focus II	1.6L L4 F/I	AE-20993	Taurus	3.5L V6 F/I	28-20395
Focus II	1.8L L4 F/I	AE-20993	Taurus X	3.5L V6 F/I	28-20395
Focus II	2.0L L4 F/I	AE-20993	2008 FORD		
Focus II	2.5L L5 F/I - RS	AE-20993	C-Max	1.6L L4 DSL	AE-20993
Focus III	1.6L L4 DSL	AE-20993	C-Max	1.6L L4 F/I	AE-20993
Focus III	1.6L L4 F/I	AE-20993	C-Max	1.8L L4 F/I	AE-20993
Focus III	2.0L L4 DSL	AE-20993	C-Max	2.0L L4 DSL	AE-20993
Fusion	3.5L V6 F/I	28-20395	C-Max	2.0L L4 F/I	AE-20993
Grand C-Max	1.6L L4 DSL	AE-20993	Crown Victoria	4.6L V8 F/I	28-20272
Grand C-Max	1.6L L4 F/I	AE-20993	Crown Victoria Police Interceptor	4.6L V8 F/I	28-20272
Grand C-Max	2.0L L4 DSL	AE-20993	E150	4.6L V8 F/I	AE-09045
Kuga	2.0L L4 DSL	AE-20993	E150	5.4L V8 F/I	AE-09045
Mustang	4.0L V6 F/I	28-20298	E250	4.6L V8 F/I	AE-09045
Mustang	4.6L V8 F/I	28-20431	E250	5.4L V8 F/I	AE-09045
Mustang GT	4.6L V8 F/I	28-20431	E350	4.6L V8 F/I	AE-09045
Ranger	2.3L L4 F/I	28-20106	E350 Super Duty	5.4L V8 F/I	AE-09045
Ranger	4.0L V6 F/I	28-20106	E350 Super Duty	6.8L V10 F/I	AE-09045
Taurus	3.5L V6 F/I	28-20395	E450 Super Duty	6.8L V10 F/I	AE-09045
Taurus SHO	3.5L V6 F/I	28-20395	Edge	3.5L V6 F/I	28-20395
2009 FORD			Escape	2.3L L4 F/I	28-20187
C-Max	1.6L L4 DSL	AE-20993	Escape	3.0L V6 F/I	28-20187
C-Max	1.6L L4 F/I	AE-20993	Expedition	5.4L V8 F/I	28-20385
C-Max	1.8L L4 F/I	AE-20993	F150	4.2L V6 F/I	AE-09045
C-Max	2.0L L4 DSL	AE-20993	F150	4.6L V8 F/I	AE-09045 ♦
C-Max	2.0L L4 F/I	AE-20993	F150	5.4L V8 F/I	28-20287 ♦
Crown Victoria	4.6L V8 F/I	28-20272	F250 Super Duty	5.4L V8 F/I	28-20385
Crown Victoria Police Interceptor	4.6L V8 F/I	28-20272	F250 Super Duty	6.8L V10 F/I	28-20385
E150	4.6L V8 F/I	AE-09045	F350	5.4L V8 F/I	28-20385
E150	5.4L V8 F/I	AE-09045	F350 Super Duty	5.4L V8 F/I	28-20385
E250	4.6L V8 F/I	AE-09045	F350 Super Duty	6.8L V10 F/I	28-20385
E250	5.4L V8 F/I	AE-09045	F450	6.8L V10 F/I	28-20385
E350	4.6L V8 F/I	AE-09045	F450 Super Duty	6.8L V10 F/I	28-20385
E350 Super Duty	5.4L V8 F/I	AE-09045	F550 Super Duty	6.8L V10 F/I	28-20385
E350 Super Duty	6.8L V10 F/I	AE-09045	Focus II	1.4L L4 F/I	AE-20993
E450 Super Duty	6.8L V10 F/I	AE-09045	Focus II	1.6L L4 DSL	AE-20993
Edge	3.5L V6 F/I	28-20395	Focus II	1.6L L4 F/I	AE-20993
Escape	2.5L L4 F/I	28-20187	Focus II	1.8L L4 DSL	AE-20993
Expedition	5.4L V8 F/I	28-20385	Focus II	1.8L L4 F/I	AE-20993
F150	4.6L V8 F/I	28-20385	Focus II	2.0L L4 DSL	AE-20993
F150	5.4L V8 F/I	28-20385	Focus II	2.0L L4 F/I	AE-20993

*Indicates 2 filters required ♦ Intake system available - see page 26



DRYFLOW® REPLACEMENT AIR FILTERS

FORD

Vehicle	Engine Type	Air Filter
2008 FORD		
FPV GT	5.4L V8 F/I - To 5/08	AE-09045
Kuga	2.0L L4 DSL	AE-20993
Mustang	4.0L V6 F/I	28-20298 ♦
Mustang	4.6L V8 F/I	28-20298
Mustang GT	4.6L V8 F/I	28-20298 ♦
Ranger	2.3L L4 F/I	28-20106
Ranger	3.0L V6 F/I	28-20106
Ranger	4.0L V6 F/I	28-20106
Taurus	3.5L V6 F/I	28-20395
Taurus X	3.5L V6 F/I	28-20395

Vehicle	Engine Type	Air Filter
2007 FORD		
C-Max	1.6L L4 DSL	AE-20993
C-Max	1.6L L4 F/I	AE-20993
C-Max	1.8L L4 F/I	AE-20993
C-Max	2.0L L4 DSL	AE-20993
C-Max	2.0L L4 F/I	AE-20993
Crown Victoria	4.6L V8 F/I	28-20272
Crown Victoria Police Interceptor	4.6L V8 F/I	28-20272
E150	4.6L V8 F/I	AE-09045
E150	5.4L V8 F/I	AE-09045
E250	4.6L V8 F/I	AE-09045
E250	5.4L V8 F/I	AE-09045
E350	4.6L V8 F/I	AE-09045
E350 Cutaway	5.4L V8 F/I - Class C	AE-09045
E350 Cutaway	6.8L V10 F/I - Class C	AE-09045
E350 Super Duty	5.4L V8 F/I	AE-09045
E350 Super Duty	6.8L V10 F/I	AE-09045
E450 Cutaway	6.8L V10 F/I - Class C	AE-09045
E450 Super Duty	6.8L V10 F/I	AE-09045
Edge	3.5L V6 F/I	28-20395
Escape	2.3L L4 F/I	28-20187
Escape	3.0L V6 F/I	28-20187
Expedition	5.4L V8 F/I	28-20385
F150	4.2L V6 F/I	AE-09045
F150	4.6L V8 F/I	AE-09045
F150	5.4L V8 F/I	28-20287 ♦
F250 Super Duty	5.4L V8 F/I	28-20287
F350	5.4L V8 F/I	28-20287
F350 Cutaway	5.4L V8 F/I - Class C	28-20287
F350 Super Duty	5.4L V8 F/I	28-20287
Focus II	1.4L L4 F/I - from 8/07	AE-20993
Focus II	1.6L L4 DSL - from 8/07	AE-20993
Focus II	1.6L L4 F/I - from 8/07	AE-20993
Focus II	1.8L L4 DSL - from 8/07	AE-20993
Focus II	1.8L L4 F/I - from 8/07	AE-20993
Focus II	2.0L L4 DSL - from 8/07	AE-20993
Focus II	2.0L L4 F/I - from 8/07	AE-20993
FPV GT	5.4L V8 F/I	AE-09045
Mustang	4.0L V6 F/I	28-20298 ♦
Mustang	4.6L V8 F/I	28-20298
Mustang GT	4.6L V8 F/I	28-20298 ♦
Ranger	2.3L L4 F/I	28-20106
Ranger	3.0L V6 F/I	28-20106
Ranger	4.0L V6 F/I	28-20106

Vehicle	Engine Type	Air Filter
2006 FORD		
Crown Victoria	4.6L V8 F/I	28-20272
Crown Victoria Police Interceptor	4.6L V8 F/I	28-20272
E150	4.6L V8 F/I	AE-09045
E150	5.4L V8 F/I	AE-09045
E250	4.6L V8 F/I	AE-09045
E250	5.4L V8 F/I	AE-09045

Vehicle	Engine Type	Air Filter
2006 FORD		
E350	4.6L V8 F/I	AE-09045
E350 Cutaway	5.4L V8 F/I - Class C	AE-09045
E350 Cutaway	6.8L V10 F/I - Class C	AE-09045
E350 Super Duty	5.4L V8 F/I	AE-09045
E350 Super Duty	6.8L V10 F/I	AE-09045
E450 Cutaway	6.8L V10 F/I - Class C	AE-09045
E450 Super Duty	6.8L V10 F/I	AE-09045
Escape	2.3L L4 F/I	28-20187
Escape	3.0L V6 F/I	28-20187
Expedition	5.4L V8 F/I	28-20287
F150	4.2L V6 F/I	AE-09045
F150	4.6L V8 F/I	AE-09045
F150	5.4L V8 F/I	28-20287 ♦
F250 Super Duty	5.4L V8 F/I	28-20287
F350	5.4L V8 F/I	28-20287
F350 Cutaway	5.4L V8 F/I - Class C	28-20287
F350 Super Duty	5.4L V8 F/I	28-20287
FPV GT	5.4L V8 F/I	AE-09045
Mustang	4.0L V6 F/I	28-20298 ♦
Mustang GT	4.6L V8 F/I	28-20298 ♦
Ranger	2.3L L4 F/I	28-20106
Ranger	3.0L V6 F/I	28-20106
Ranger	4.0L V6 F/I	28-20106

Vehicle	Engine Type	Air Filter
2005 FORD		
Crown Victoria	4.6L V8 F/I	28-20272
Crown Victoria Police Interceptor	4.6L V8 F/I	28-20272
E150	4.6L V8 F/I	AE-09045
E150	5.4L V8 F/I	AE-09045
E150 Club Wagon	4.6L V8 F/I	AE-09045
E150 Club Wagon	5.4L V8 F/I	AE-09045
E250	4.6L V8 F/I	AE-09045
E250	5.4L V8 F/I	AE-09045
E250 Club Wagon	5.4L V8 F/I	AE-09045
E350	4.6L V8 F/I	AE-09045
E350 Club Wagon	5.4L V8 F/I	AE-09045
E350 Club Wagon	6.8L V10 F/I	AE-09045
E350 Super Duty	5.4L V8 F/I	AE-09045
E350 Super Duty	6.8L V10 F/I	AE-09045
E450 Super Duty	6.8L V10 F/I	AE-09045
Escape	2.3L L4 F/I	28-20187
Escape	3.0L V6 F/I	28-20187
Excursion	5.4L V8 F/I - w/Panel Filter	28-20287
Excursion	5.4L V8 F/I - w/Round Filter	AE-09045
Excursion	6.8L V10 F/I	AE-09045
Expedition	5.4L V8 F/I	28-20287
Explorer Sport Trac	4.0L V6 F/I	28-20106
F150	4.2L V6 F/I	AE-09045
F150	4.6L V8 F/I	AE-09045 ♦
F150	5.4L V8 F/I	28-20287 ♦
F250 Super Duty	5.4L V8 F/I	28-20287
F350	5.4L V8 F/I	28-20287
F350 Super Duty	5.4L V8 F/I	28-20287
Falcon	5.4L V8 F/I - DOHC	AE-09045
FPV GT	5.4L V8 F/I	AE-09045
Maverick	3.0L L4 F/I	28-20187
Mustang	4.0L V6 F/I	28-20298 ♦
Mustang GT	4.6L V8 F/I	28-20298 ♦
Ranger	2.3L L4 F/I	28-20106
Ranger	3.0L V6 F/I	28-20106
Ranger	4.0L V6 F/I	28-20106

Vehicle	Engine Type	Air Filter
2004 FORD		
Crown Victoria	4.6L V8 F/I	28-20272

*Indicates 2 filters required ♦ Intake system available - see page 26



Vehicle	Engine Type	Air Filter
2004 FORD		
Crown Victoria Police Interceptor	4.6L V8 F/I	28-20272
E150	4.6L V8 F/I	AE-09045
E150	5.4L V8 F/I	AE-09045
E150 Club Wagon	4.6L V8 F/I	AE-09045
E150 Club Wagon	5.4L V8 F/I	AE-09045
E250	4.6L V8 F/I	AE-09045
E250	5.4L V8 F/I	AE-09045
E350	4.6L V8 F/I	AE-09045
E350 Club Wagon	5.4L V8 F/I	AE-09045
E350 Super Duty	5.4L V8 F/I	AE-09045
E350 Super Duty	6.8L V10 F/I	AE-09045
E450 Motorhome	6.8L V10 F/I - Class C	AE-09045
E450 Super Duty	5.4L V8 F/I	AE-09045
E450 Super Duty	6.8L V10 F/I	AE-09045
E550 Motorhome	6.8L V10 F/I - Class C	AE-09045
Escape	2.0L L4 F/I	28-20187
Escape	3.0L V6 F/I	28-20187
Excursion	5.4L V8 F/I	AE-09045
Excursion	6.8L V10 F/I	AE-09045
Expedition	4.6L V8 F/I	AE-09045
Expedition	5.4L V8 F/I	AE-09045 ♦
Explorer Sport	4.0L V6 F/I	28-20106
Explorer Sport Trac	4.0L V6 F/I	28-20106
F150	4.2L V6 F/I	AE-09045
F150	4.6L V8 F/I	AE-09045 ♦
F150	5.4L V8 F/I	28-20287 ♦
F150 Heritage	4.2L V6 F/I	AE-09045
F150 Heritage	4.6L V8 F/I	AE-09045
F150 Heritage	5.4L V8 F/I	AE-09045
F250 Super Duty	5.4L V8 F/I	AE-09045
F250 Super Duty	6.8L V10 F/I	AE-09045
F350	5.4L V8 F/I	AE-09045
F350 Super Duty	5.4L V8 F/I	AE-09045
F350 Super Duty	6.8L V10 F/I	AE-09045
F450	6.8L V10 F/I	AE-09045
F450 Super Duty	6.8L V10 F/I	AE-09045
F550 Super Duty	6.8L V10 F/I	AE-09045
Falcon	5.4L V8 F/I - DOHC	AE-09045
FPV GT	5.4L V8 F/I	AE-09045
Maverick	2.3L L4 F/I	28-20187
Maverick	3.0L L4 F/I	28-20187
Motorhome	5.4L V8 F/I - Class C	AE-09045
Mustang GT	4.6L V8 F/I	AE-09045 ♦
Mustang Mach 1	4.6L V8 F/I	AE-09045
Mustang SVT Cobra	4.6L V8 F/I	AE-09045
Ranger	2.3L L4 F/I	28-20106
Ranger	3.0L V6 F/I	28-20106
Ranger	4.0L V6 F/I	28-20106

2003 FORD		
Crown Victoria	4.6L V8 F/I	28-20272
E150	4.2L V6 F/I	AE-09045
E150	4.6L V8 F/I	AE-09045
E150	5.4L V8 F/I	AE-09045
E150 Club Wagon	4.2L V6 F/I	AE-09045
E150 Club Wagon	4.6L V8 F/I	AE-09045
E150 Club Wagon	5.4L V8 F/I	AE-09045
E250	4.2L V6 F/I	AE-09045
E250	4.6L V8 F/I	AE-09045
E250	5.4L V8 F/I	AE-09045
E350	4.2L V6 F/I	AE-09045
E350	4.6L V8 F/I	AE-09045
E350 Club Wagon	5.4L V8 F/I	AE-09045

Vehicle	Engine Type	Air Filter
2003 FORD		
E350 Club Wagon	6.8L V10 F/I	AE-09045
E350 Super Duty	5.4L V8 F/I	AE-09045
E350 Super Duty	6.8L V10 F/I	AE-09045
E450 Motorhome	6.8L V10 F/I - Class C	AE-09045
E450 Super Duty	5.4L V8 F/I	AE-09045
E450 Super Duty Stripped Chassis	6.8L V10 F/I	AE-09045
E450 Super Duty Stripped Chassis	6.8L V10 F/I	AE-09045
E550 Motorhome	6.8L V10 F/I - Class C	AE-09045
E550 Super Duty	6.8L V10 F/I	AE-09045
Escape	2.0L L4 F/I	28-20187
Escape	3.0L V6 F/I	28-20187
Excursion	5.4L V8 F/I	AE-09045
Excursion	6.8L V10 F/I	AE-09045 ♦
Excursion	7.3L V8 DSL	28-20248 ♦
Expedition	4.6L V8 F/I	AE-09045 ♦
Expedition	5.4L V8 F/I	AE-09045 ♦
Explorer Sport	4.0L V6 F/I	28-20106
Explorer Sport Trac	4.0L V6 F/I	28-20106
F150	4.2L V6 F/I	AE-09045
F150	4.6L V8 F/I	AE-09045
F150	5.4L V8 F/I	AE-09045 ♦
F250 Super Duty	5.4L V8 F/I	AE-09045
F250 Super Duty	6.8L V10 F/I	AE-09045 ♦
F250 Super Duty	7.3L V8 DSL	28-20248 ♦
F350 Super Duty	5.4L V8 F/I	AE-09045
F350 Super Duty	6.8L V10 F/I	AE-09045 ♦
F350 Super Duty	7.3L V8 DSL	28-20248 ♦
F450	6.8L V10 F/I	AE-09045 ♦
F450 Super Duty	6.8L V10 F/I	AE-09045 ♦
F450 Super Duty	7.3L V8 DSL	28-20248
F550 Super Duty	6.8L V10 F/I	AE-09045 ♦
F550 Super Duty	7.3L V8 DSL	28-20248
Falcon	5.4L V8 F/I - DOHC	AE-09045
FPV GT	5.4L V8 F/I - from 3/03	AE-09045
Maverick	3.0L L4 F/I	28-20187
Motorhome	5.4L V8 F/I - Class C	AE-09045
Mustang	4.6L V8 F/I	AE-09045
Mustang GT	4.6L V8 F/I	AE-09045 ♦
Mustang Mach 1	4.6L V8 F/I	AE-09045
Mustang SVT Cobra	4.6L V8 F/I	AE-09045
Ranger	2.3L L4 F/I	28-20106
Ranger	3.0L V6 F/I	28-20106
Ranger	4.0L V6 F/I	28-20106 ♦

2002 FORD		
Crown Victoria	4.6L V8 F/I	28-20272
E150	4.2L V6 F/I	AE-09045
E150	5.4L V8 F/I	AE-09045
E150 Econoline	4.2L V6 F/I	AE-09045
E150 Econoline	4.6L V8 F/I	AE-09045
E150 Econoline	5.4L V8 F/I	AE-09045
E150 Econoline Club Wagon	4.2L V6 F/I	AE-09045
E150 Econoline Club Wagon	4.6L V8 F/I	AE-09045
E150 Econoline Club Wagon	5.4L V8 F/I	AE-09045
E250 Econoline	4.2L V6 F/I	AE-09045
E250 Econoline	5.4L V8 F/I	AE-09045
E350 Club Wagon	5.4L V8 F/I	AE-09045
E350 Econoline Club Wagon	5.4L V8 F/I	AE-09045

*Indicates 2 filters required ♦ Intake system available - see page 26



DRYFLOW® REPLACEMENT AIR FILTERS

FORD

Vehicle	Engine Type	Air Filter
2002 FORD		
E350 Econoline Club Wagon	6.8L V10 F/I	AE-09045
E350 Super Duty	5.4L V8 F/I	AE-09045
E350 Super Duty	6.8L V10 F/I	AE-09045
E450 Econoline Super Duty	5.4L V8 F/I	AE-09045
E450 Econoline Super Duty	6.8L V10 F/I	AE-09045
E450 Econoline Super Duty Stripped	5.4L V8 F/I	AE-09045
E450 Econoline Super Duty Stripped	6.8L V10 F/I	AE-09045
E450 Motorhome	6.8L V10 F/I - Class C	AE-09045
E550 Econoline Super Duty	6.8L V10 F/I	AE-09045
E550 Motorhome Econoline	6.8L V10 F/I - Class C	AE-09045
Escape	4.2L V6 F/I	AE-09045
Escape	2.0L L4 F/I	28-20187
Escape	3.0L V6 F/I	28-20187
Excursion	5.4L V8 F/I	AE-09045
Excursion	6.8L V10 F/I	AE-09045 ♦
Excursion	7.3L V8 DSL	28-20248 ♦
Expedition	4.6L V8 F/I	AE-09045 ♦
Expedition	5.4L V8 F/I	AE-09045 ♦
Explorer Sport	4.0L V6 F/I	28-20106
Explorer Sport Trac	4.0L V6 F/I	28-20106
F150	4.2L V6 F/I	AE-09045
F150	4.6L V8 F/I	AE-09045 ♦
F150	5.4L V8 F/I	AE-09045 ♦
F250 Super Duty	5.4L V8 F/I	AE-09045
F250 Super Duty	6.8L V10 F/I	AE-09045 ♦
F250 Super Duty	7.3L V8 DSL	28-20248 ♦
F350 Super Duty	5.4L V8 F/I	AE-09045
F350 Super Duty	6.8L V10 F/I	AE-09045 ♦
F350 Super Duty	7.3L V8 DSL	28-20248 ♦
F450	6.8L V10 F/I	AE-09045 ♦
F450 Super Duty	6.8L V10 F/I	AE-09045 ♦
F450 Super Duty	7.3L V8 DSL	28-20248
F550 Super Duty	6.8L V10 F/I	AE-09045 ♦
F550 Super Duty	7.3L V8 DSL	28-20248
Falcon	5.4L V8 F/I - DOHC	AE-09045
Falcon	5.6L V8 F/I	AE-09045
Maverick	3.0L L4 F/I	28-20187
Motorhome	5.4L V8 F/I - Class C	AE-09045
Mustang	4.6L V8 F/I	AE-09045
Mustang GT	4.6L V8 F/I	AE-09045 ♦
Ranger	2.3L L4 F/I	28-20106
Ranger	3.0L V6 F/I	28-20106
Ranger	4.0L V6 F/I	28-20106 ♦
2001 FORD		
Crown Victoria	4.6L V8 F/I	28-20272
E150 Econoline	4.2L V6 F/I	AE-09045
E150 Econoline	4.6L V8 F/I	AE-09045
E150 Econoline	5.4L V8 F/I	AE-09045
E150 Econoline Club Wagon	4.2L V6 F/I	AE-09045
E150 Econoline Club Wagon	4.6L V8 F/I	AE-09045
E150 Econoline Club Wagon	5.4L V8 F/I	AE-09045
E250 Econoline	4.2L V6 F/I	AE-09045
E250 Econoline	5.4L V8 F/I	AE-09045
E350 Econoline Club Wagon	5.4L V8 F/I	AE-09045

Vehicle	Engine Type	Air Filter
2001 FORD		
E350 Econoline Club Wagon	6.8L V10 F/I	AE-09045
E350 Super Duty	5.4L V8 F/I	AE-09045
E350 Super Duty	6.8L V10 F/I	AE-09045
E450 Econoline Super Duty	5.4L V8 F/I	AE-09045
E450 Econoline Super Duty	6.8L V10 F/I	AE-09045
E450 Econoline Super Duty Stripped	5.4L V8 F/I	AE-09045
E450 Econoline Super Duty Stripped	6.8L V10 F/I	AE-09045
E450 Motorhome	6.8L V10 F/I - Class C	AE-09045
E550 Motorhome Econoline	6.8L V10 F/I - Class C	AE-09045
Escape	4.2L V6 F/I	AE-09045
Escape	2.0L L4 F/I	28-20187
Escape	3.0L V6 F/I	28-20187
Excursion	5.4L V8 F/I	AE-09045
Excursion	6.8L V10 F/I	AE-09045 ♦
Excursion	7.3L V8 DSL	28-20248 ♦
Expedition	4.6L V8 F/I	AE-09045
Expedition	5.4L V8 F/I	AE-09045 ♦
Explorer	4.0L V6 F/I	28-20106
Explorer	5.0L V8 F/I	28-20106
Explorer Sport	4.0L V6 F/I	28-20106
Explorer Sport Trac	4.0L V6 F/I	28-20106
F150	4.2L V6 F/I	AE-09045
F150	4.6L V8 F/I	AE-09045
F150	5.4L V8 F/I	AE-09045 ♦
F150 Harley Davidson	5.4L V8 F/I	AE-09045 ♦
F250 Super Duty	5.4L V8 F/I	AE-09045
F250 Super Duty	6.8L V10 F/I	AE-09045 ♦
F250 Super Duty	7.3L V8 DSL	28-20248 ♦
F350 Super Duty	5.4L V8 F/I	AE-09045
F350 Super Duty	6.8L V10 F/I	AE-09045 ♦
F350 Super Duty	7.3L V8 DSL	28-20248 ♦
F450	6.8L V10 F/I	AE-09045 ♦
F450 Super Duty	6.8L V10 F/I	AE-09045 ♦
F450 Super Duty	7.3L V8 DSL	28-20248
F550 Super Duty	6.8L V10 F/I	AE-09045 ♦
F550 Super Duty	7.3L V8 DSL	28-20248
Falcon	5.6L V8 F/I	AE-09045
Maverick	3.0L L4 F/I	28-20187
Motorhome	5.4L V8 F/I - Class C	AE-09045
Mustang	4.6L V8 F/I	AE-09045
Mustang GT	4.6L V8 F/I	AE-09045 ♦
Mustang GT Bullitt	4.6L V8 F/I	AE-09045
Mustang SVT Cobra	4.6L V8 F/I	AE-09045
Ranger	2.3L L4 F/I	28-20106
Ranger	2.5L L4 F/I	28-20106
Ranger	3.0L V6 F/I	28-20106
Ranger	4.0L V6 F/I	28-20106 ♦
2000 FORD		
Crown Victoria	4.6L V8 F/I	28-20272
E150 Econoline	4.2L V6 F/I	AE-09045
E150 Econoline	4.6L V8 F/I	AE-09045
E150 Econoline	5.4L V8 F/I	AE-09045
E150 Econoline Club Wagon	4.2L V6 F/I	AE-09045
E150 Econoline Club Wagon	4.6L V8 F/I	AE-09045
E150 Econoline Club Wagon	5.4L V8 F/I	AE-09045
E250 Econoline	4.2L V6 F/I	AE-09045

*Indicates 2 filters required ♦ Intake system available - see page 26



Vehicle	Engine Type	Air Filter	Vehicle	Engine Type	Air Filter
2000 FORD			1999 FORD		
E250 Econoline	5.4L V8 F/I	AE-09045	E350 Econoline Club Wagon	6.8L V10 F/I	AE-09045
E350 Econoline	5.4L V8 F/I	AE-09045	E350 Super Duty	5.4L V8 F/I	AE-09045
E350 Econoline Club Wagon	5.4L V8 F/I	AE-09045	E350 Super Duty	6.8L V10 F/I	AE-09045
E350 Econoline Club Wagon	6.8L V10 F/I	AE-09045	E450 Econoline Super Duty	6.8L V10 F/I	AE-09045
E350 Super Duty	5.4L V8 F/I	AE-09045	E450 Motorhome	6.8L V10 F/I - Class C	AE-09045
E350 Super Duty	6.8L V10 F/I	AE-09045	E550 Econoline Super Duty	6.8L V10 F/I	AE-09045
E450 Econoline Super Duty	5.4L V8 F/I	AE-09045	E550 Motorhome	6.8L V10 F/I - Class C	AE-09045
E450 Econoline Super Duty	6.8L V10 F/I	AE-09045	Econoline	4.2L V6 F/I	AE-09045
E450 Econoline Super Duty Stripped	5.4L V8 F/I	AE-09045	Econoline Super Duty	5.4L V8 F/I	AE-09045
E450 Econoline Super Duty Stripped	6.8L V10 F/I	AE-09045	Expedition	4.6L V8 F/I	AE-09045
E450 Motorhome	6.8L V10 F/I - Class C	AE-09045	Expedition	5.4L V8 F/I	AE-09045 ♦
E550 Motorhome	6.8L V10 F/I - Class C	AE-09045	Explorer	4.0L V6 F/I	28-20106 ♦
Econoline	4.2L V6 F/I	AE-09045	Explorer	5.0L V8 F/I	28-20106
Excursion	5.4L V8 F/I	AE-09045	F150	4.2L V6 F/I	AE-09045
Excursion	6.8L V10 F/I	AE-09045 ♦	F150	4.6L V8 F/I	AE-09045
Excursion	7.3L V8 DSL	28-20248 ♦	F150	5.4L V8 F/I	AE-09045 ♦
Expedition	4.6L V8 F/I	AE-09045	F250	4.6L V8 F/I	AE-09045 ♦
Expedition	5.4L V8 F/I	AE-09045 ♦	F250	5.4L V8 F/I	AE-09045 ♦
Explorer	4.0L V6 F/I	28-20106 ♦	F250 Super Duty	5.4L V8 F/I	AE-09045
Explorer	5.0L V8 F/I	28-20106	F250 Super Duty	6.8L V10 F/I	AE-09045 ♦
Explorer Sport	4.0L V6 F/I	28-20106 ♦	F250 Super Duty	7.3L V8 DSL - from 12/98	28-20248 ♦
F150	4.2L V6 F/I	AE-09045	F350 Super Duty	5.4L V8 F/I	AE-09045
F150	4.6L V8 F/I	AE-09045	F350 Super Duty	6.8L V10 F/I	AE-09045 ♦
F150	5.4L V8 F/I	AE-09045 ♦	F350 Super Duty	7.3L V8 DSL - from 12/98	28-20248 ♦
F150 Harley Davidson	5.4L V8 F/I	AE-09045 ♦	F450	6.8L V10 F/I	AE-09045 ♦
F250 Super Duty	5.4L V8 F/I	AE-09045	F450 Super Duty	6.8L V10 F/I	AE-09045 ♦
F250 Super Duty	6.8L V10 F/I	AE-09045 ♦	F450 Super Duty	7.3L V8 DSL - from 12/98	28-20248
F250 Super Duty	7.3L V8 DSL	28-20248 ♦	F550 Super Duty	6.8L V10 F/I	AE-09045 ♦
F350 Super Duty	5.4L V8 F/I	AE-09045	F550 Super Duty	7.3L V8 DSL - from 12/98	28-20248
F350 Super Duty	6.8L V10 F/I	AE-09045 ♦	Motorhome	5.4L V8 F/I - Class C	AE-09045
F350 Super Duty	7.3L V8 DSL	28-20248 ♦	Mustang	4.6L V8 F/I	AE-09045
F450 Super Duty	6.8L V10 F/I	AE-09045 ♦	Mustang GT	4.6L V8 F/I	AE-09045 ♦
F450 Super Duty	7.3L V8 DSL	28-20248 ♦	Mustang SVT Cobra	4.6L V8 F/I	AE-09045
F550 Super Duty	7.3L V8 DSL	28-20248	Ranger	2.5L L4 F/I	28-20106
F550 Super Duty	6.8L V10 F/I	AE-09045 ♦	Ranger	3.0L V6 F/I	28-20106
F550 Super Duty	7.3L V8 DSL	28-20248	Ranger	4.0L V6 F/I	28-20106 ♦
Motorhome	5.4L V8 F/I - Class C	AE-09045	1998 FORD		
Mustang	4.6L V8 F/I	AE-09045	Crown Victoria	4.6L V8 F/I	28-20272
Mustang GT	4.6L V8 F/I	AE-09045 ♦	E150 Econoline	4.2L V6 F/I	AE-09045
Mustang SVT Cobra	4.6L V8 F/I	AE-09045	E150 Econoline	4.6L V8 F/I	AE-09045
Ranger	2.5L L4 F/I	28-20106	E150 Econoline	5.4L V8 F/I	AE-09045
Ranger	3.0L V6 F/I	28-20106	E150 Econoline Club Wagon	4.2L V6 F/I	AE-09045
Ranger	4.0L V6 F/I	28-20106 ♦	E150 Econoline Club Wagon	4.6L V8 F/I	AE-09045
1999 FORD			E150 Econoline Club Wagon	5.4L V8 F/I	AE-09045
Crown Victoria	4.6L V8 F/I	28-20272	E250 Econoline	4.2L V6 F/I	AE-09045
E150 Econoline	4.2L V6 F/I	AE-09045	E250 Econoline	5.4L V8 F/I	AE-09045
E150 Econoline	4.6L V8 F/I	AE-09045	E350 Econoline	5.4L V8 F/I	AE-09045
E150 Econoline	5.4L V8 F/I	AE-09045	E350 Econoline	6.8L V10 F/I	AE-09045
E150 Econoline Club Wagon	4.2L V6 F/I	AE-09045	E350 Econoline Club Wagon	5.4L V8 F/I	AE-09045
E150 Econoline Club Wagon	4.6L V8 F/I	AE-09045	E350 Econoline Club Wagon	6.8L V10 F/I	AE-09045
E150 Econoline Club Wagon	5.4L V8 F/I	AE-09045	E450 Econoline Super Duty	6.8L V10 F/I	AE-09045
E250 Econoline	4.2L V6 F/I	AE-09045	E450 Motorhome	6.8L V10 F/I - Class C	AE-09045
E250 Econoline	5.4L V8 F/I	AE-09045	E550 Econoline Super Duty	6.8L V10 F/I	AE-09045
E350 Econoline	5.4L V8 F/I	AE-09045	E550 Motorhome	6.8L V10 F/I - Class C	AE-09045
E350 Econoline Club Wagon	5.4L V8 F/I	AE-09045	Econoline Super Duty	5.4L V8 F/I	AE-09045

*Indicates 2 filters required ♦ Intake system available - see page 26



DRYFLOW® REPLACEMENT AIR FILTERS

FORD

Vehicle	Engine Type	Air Filter
1998 FORD		
Econoline Super Duty	6.8L V10 F/I	AE-09045
Expedition	4.6L V8 F/I	AE-09045 ♦
Expedition	5.4L V8 F/I	AE-09045 ♦
Explorer	4.0L V6 F/I - w/Panel Filter	28-20106 ♦
Explorer	5.0L V8 F/I - w/Panel Filter	28-20106
F150	4.2L V6 F/I	AE-09045
F150	4.6L V8 F/I	AE-09045
F150	5.4L V8 F/I	AE-09045 ♦
F250	4.6L V8 F/I	AE-09045 ♦
F250	5.4L V8 F/I	AE-09045 ♦
Maverick	2.4L L4 F/I	28-20031
Motorhome	5.4L V8 F/I - Class C	AE-09045
Mustang	4.6L V8 F/I	AE-09045
Mustang GT	4.6L V8 F/I	AE-09045 ♦
Mustang SVT Cobra	4.6L V8 F/I	AE-09045
Ranger	2.5L L4 F/I	28-20106
Ranger	3.0L V6 F/I	28-20106
Ranger	4.0L V6 F/I	28-20106 ♦

Vehicle	Engine Type	Air Filter
1997 FORD		
Crown Victoria	4.6L V8 F/I	28-20272
E150 Econoline	4.2L V6 F/I	AE-09045
E150 Econoline	4.6L V8 F/I	AE-09045
E150 Econoline	5.4L V8 F/I	AE-09045
E150 Econoline Club Wagon	4.2L V6 F/I	AE-09045
E150 Econoline Club Wagon	4.6L V8 F/I	AE-09045
E150 Econoline Club Wagon	5.4L V8 F/I	AE-09045
E250	6.8L V10 F/I	AE-09045
E250 Econoline	4.2L V6 F/I	AE-09045
E250 Econoline	4.6L V8 F/I	AE-09045
E250 Econoline	5.4L V8 F/I	AE-09045
E350 Econoline	5.4L V8 F/I	AE-09045
E350 Econoline	6.8L V10 F/I	AE-09045
E350 Econoline Club Wagon	5.4L V8 F/I	AE-09045
E350 Econoline Club Wagon	6.8L V10 F/I	AE-09045
E450 Econoline Super Duty	6.8L V10 F/I	AE-09045
E450 Motorhome	6.8L V10 F/I - Class C	AE-09045
E550 Econoline Super Duty	6.8L V10 F/I	AE-09045
E550 Motorhome	6.8L V10 F/I - Class C	AE-09045
Econoline Super Duty	5.4L V8 F/I	AE-09045
Expedition	4.6L V8 F/I	AE-09045 ♦
Expedition	5.4L V8 F/I	AE-09045 ♦
Explorer	4.0L V6 F/I - w/Panel Filter	28-20106 ♦
Explorer	5.0L V8 F/I - w/Panel Filter	28-20106
F150	4.2L V6 F/I	AE-09045
F150	4.6L V8 F/I	AE-09045 ♦
F150	5.4L V8 F/I	AE-09045 ♦
F250	4.6L V8 F/I	AE-09045
F250	5.4L V8 F/I	AE-09045 ♦
Maverick	2.4L L4 F/I	28-20031
Motorhome	5.4L V8 F/I - Class C	AE-09045
Mustang	4.6L V8 F/I	AE-09045
Mustang GT	4.6L V8 F/I	AE-09045 ♦
Mustang SVT Cobra	4.6L V8 F/I	AE-09045

Vehicle	Engine Type	Air Filter
1996 FORD		
Crown Victoria	4.6L V8 F/I	28-20272
Maverick	2.4L L4 F/I	28-20031
Mustang	4.6L V8 F/I	AE-09045

Vehicle	Engine Type	Air Filter
1996 FORD		
Mustang GT	4.6L V8 F/I	AE-09045 ♦
Mustang SVT Cobra	4.6L V8 F/I	AE-09045

Vehicle	Engine Type	Air Filter
1995 FORD		
Crown Victoria	4.6L V8 F/I	28-20272
Maverick	2.4L L4 F/I	28-20031
Mustang	5.8L V8 F/I	AE-09045

Vehicle	Engine Type	Air Filter
1994 FORD		
Crown Victoria	4.6L V8 F/I	28-20272
Maverick	2.4L L4 F/I	28-20031

Vehicle	Engine Type	Air Filter
1993 FORD		
Crown Victoria	4.6L V8 F/I	28-20272
Maverick	2.4L L4 F/I	28-20031

Vehicle	Engine Type	Air Filter
1992 FORD		
Crown Victoria	4.6L V8 F/I	28-20272

Vehicle	Engine Type	Air Filter
2017 GMC		
Acadia Limited	3.6L V6 F/I	28-20394
Sierra 1500	4.3L V6 F/I	28-20129
Sierra 1500	5.3L V8 F/I	28-20129
Sierra 1500	6.2L V8 F/I	28-20129
Terrain	2.4L L4 F/I	28-20439
Terrain	3.6L V6 F/I	28-20439

Vehicle	Engine Type	Air Filter
2016 GMC		
Acadia	3.6L V6 F/I	28-20394
Sierra 1500	5.3L V8 F/I	28-20129 ♦
Sierra 1500	6.2L V8 F/I	28-20129 ♦
Sierra 2500 HD	6.0L V8 F/I	28-20129
Sierra 2500 HD	6.6L V8 DSL	28-20466
Sierra 3500 HD	6.0L V8 F/I	28-20129
Sierra 3500 HD	6.6L V8 DSL	28-20466
Terrain	2.4L L4 F/I	28-20439
Terrain	3.6L V6 F/I	28-20439
Yukon	5.3L V8 F/I	28-20129 ♦
Yukon Denali	6.2L V8 F/I	28-20129 ♦
Yukon Denali XL	6.2L V8 F/I	28-20129 ♦

Vehicle	Engine Type	Air Filter
2015 GMC		
Acadia	3.6L V6 F/I	28-20394
Savana 2500	4.8L V8 F/I	AE-10986
Savana 2500	6.0L V8 F/I	AE-10986
Savana 3500	4.8L V8 F/I	AE-10986
Savana 3500	6.0L V8 F/I	AE-10986
Sierra	5.3L V8 F/I	28-20129
Sierra 1500	4.3L V6 F/I	28-20129
Sierra 1500	5.3L V8 F/I	28-20129 ♦
Sierra 1500	6.2L V8 F/I	28-20129 ♦
Sierra 2500 HD	6.0L V8 F/I	28-20129
Sierra 2500 HD	6.6L V8 DSL	28-20466
Sierra 3500 HD	6.0L V8 F/I	28-20129
Sierra 3500 HD	6.6L V8 DSL	28-20466
Terrain	2.4L L4 F/I	28-20439
Terrain	3.6L V6 F/I	28-20439
Yukon	5.3L V8 F/I	28-20129 ♦
Yukon Denali	6.2L V8 F/I	28-20129 ♦
Yukon Denali XL	6.2L V8 F/I	28-20129
Yukon XL	5.3L V8 F/I	28-20129 ♦

Vehicle	Engine Type	Air Filter
2014 GMC		
Acadia	3.6L V6 F/I	28-20394
Savana 1500	4.3L V6 F/I	AE-10986
Savana 2500	4.8L V8 F/I	AE-10986
Savana 2500	6.0L V8 F/I	AE-10986

*Indicates 2 filters required ♦ Intake system available - see page 26



Vehicle	Engine Type	Air Filter	Vehicle	Engine Type	Air Filter
2014 GMC			2012 GMC		
Savana 3500	4.8L V8 F/I	AE-10986	Sierra 2500 HD	6.6L V8 DSL	28-20466 ♦
Savana 3500	6.0L V8 F/I	AE-10986	Sierra 3500 HD	6.0L V8 F/I	28-20129 ♦
Sierra 1500	4.3L V6 F/I	28-20129	Sierra 3500 HD	6.6L V8 DSL	28-20466 ♦
Sierra 1500	5.3L V8 F/I	28-20129 ♦	Sierra Denali	6.2L V8 F/I	28-20129 ♦
Sierra 1500	6.2L V8 F/I	28-20129 ♦	Terrain	2.4L L4 F/I	28-20439
Sierra 2500 HD	6.0L V8 F/I	28-20129	Terrain	3.0L V6 F/I	28-20439
Sierra 2500 HD	6.6L V8 DSL	28-20466	Yukon	5.3L V8 F/I	28-20129 ♦
Sierra 3500 HD	6.0L V8 F/I	28-20129	Yukon Denali	6.2L V8 F/I	28-20129 ♦
Sierra 3500 HD	6.6L V8 DSL	28-20466	Yukon Denali Hybrid	6.0L V8 F/I	28-20129
Sierra Denali	6.2L V8 F/I	28-20129	Yukon Denali XL	6.2L V8 F/I	28-20129 ♦
Terrain	2.4L L4 F/I	28-20439	Yukon Hybrid	6.0L V8 F/I	28-20129
Terrain	3.6L V6 F/I	28-20439	Yukon XL 1500	5.3L V8 F/I	28-20129 ♦
Yukon	5.3L V8 F/I	28-20129 ♦	Yukon XL 2500	6.0L V8 F/I	28-20129
Yukon Denali	6.2L V8 F/I	28-20129 ♦	2011 GMC		
Yukon Denali XL	6.2L V8 F/I	28-20129 ♦	Acadia	3.6L V6 F/I	28-20394
Yukon XL 1500	5.3L V8 F/I	28-20129 ♦	Canyon	2.9L L4 F/I	28-20408
Yukon XL 1500	6.2L V8 F/I	28-20129	Canyon	3.7L L5 F/I	28-20408
2013 GMC			Canyon	5.3L V8 F/I	28-20408
Acadia	3.6L V6 F/I	28-20394	Savana 1500	4.3L V6 F/I	AE-10986
Savana 1500	4.3L V6 F/I	AE-10986	Savana 1500	5.3L V8 F/I	AE-10986
Savana 1500	5.3L V8 F/I	AE-10986	Savana 2500	4.8L V8 F/I	AE-10986
Savana 2500	4.8L V8 F/I	AE-10986	Savana 2500	6.0L V8 F/I	AE-10986
Savana 2500	6.0L V8 F/I	AE-10986	Savana 3500	4.8L V8 F/I	AE-10986
Savana 3500	4.8L V8 F/I	AE-10986	Savana 3500	6.0L V8 F/I	AE-10986
Savana 3500	6.0L V8 F/I	AE-10986	Sierra 1500	4.3L V6 F/I	28-20129
Sierra 1500	4.3L V6 F/I	28-20129	Sierra 1500	4.8L V8 F/I	28-20129 ♦
Sierra 1500	4.8L V8 F/I	28-20129 ♦	Sierra 1500	5.3L V8 F/I	28-20129 ♦
Sierra 1500	5.3L V8 F/I	28-20129 ♦	Sierra 1500	6.2L V8 F/I	28-20129 ♦
Sierra 1500	6.2L V8 F/I	28-20129 ♦	Sierra 1500 Hybrid	6.0L V8 F/I	28-20129
Sierra 1500 Hybrid	6.0L V8 F/I	28-20129	Sierra 2500 HD	6.0L V8 F/I	28-20129 ♦
Sierra 2500 HD	6.0L V8 F/I	28-20129	Sierra 2500 HD	6.6L V8 DSL	28-20466 ♦
Sierra 2500 HD	6.6L V8 DSL	28-20466	Sierra 3500 HD	6.0L V8 F/I	28-20129 ♦
Sierra 3500 HD	6.0L V8 F/I	28-20129	Sierra 3500 HD	6.6L V8 DSL	28-20466 ♦
Sierra 3500 HD	6.6L V8 DSL	28-20466	Sierra Denali	6.2L V8 F/I	28-20129 ♦
Sierra Denali	6.2L V8 F/I	28-20129 ♦	Terrain	2.4L L4 F/I	28-20439
Terrain	2.4L L4 F/I	28-20439	Terrain	3.0L V6 F/I	28-20439
Terrain	3.6L V6 F/I	28-20439	Yukon	5.3L V8 F/I	28-20129 ♦
Yukon	5.3L V8 F/I	28-20129 ♦	Yukon	6.2L V8 F/I	28-20129 ♦
Yukon Denali	6.2L V8 F/I	28-20129 ♦	Yukon Denali	6.2L V8 F/I	28-20129 ♦
Yukon Denali Hybrid	6.0L V8 F/I	28-20129	Yukon Denali Hybrid	6.0L V8 F/I	28-20129
Yukon Denali XL	6.2L V8 F/I	28-20129 ♦	Yukon Denali XL	6.2L V8 F/I	28-20129 ♦
Yukon Hybrid	6.0L V8 F/I	28-20129	Yukon Hybrid	6.0L V8 F/I	28-20129
Yukon XL 1500	5.3L V8 F/I	28-20129 ♦	Yukon XL 1500	5.3L V8 F/I	28-20129 ♦
Yukon XL 1500	6.2L V8 F/I	28-20129	Yukon XL 1500	6.2L V8 F/I	28-20129 ♦
Yukon XL 2500	6.0L V8 F/I	28-20129	Yukon XL 2500	6.0L V8 F/I	28-20129
2012 GMC			2010 GMC		
Acadia	3.6L V6 F/I	28-20394	Acadia	3.6L V6 F/I	28-20394
Canyon	2.9L L4 F/I	28-20408	Canyon	2.9L L4 F/I	28-20408
Canyon	3.7L L5 F/I	28-20408	Canyon	3.7L L5 F/I	28-20408
Canyon	5.3L V8 F/I	28-20408	Canyon	5.3L V8 F/I	28-20408
Savana 1500	4.3L V6 F/I	AE-10986	Savana 1500	4.3L V6 F/I	AE-10986
Savana 1500	5.3L V8 F/I	AE-10986	Savana 1500	5.3L V8 F/I	AE-10986
Savana 2500	4.8L V8 F/I	AE-10986	Savana 2500	4.8L V8 F/I	AE-10986
Savana 2500	6.0L V8 F/I	AE-10986	Savana 2500	6.0L V8 F/I	AE-10986
Savana 3500	4.8L V8 F/I	AE-10986	Savana 3500	4.8L V8 F/I	AE-10986
Savana 3500	6.0L V8 F/I	AE-10986	Savana 3500	6.0L V8 F/I	AE-10986
Sierra 1500	4.3L V6 F/I	28-20129	Sierra 1500	4.3L V6 F/I	28-20129
Sierra 1500	4.8L V8 F/I	28-20129 ♦	Sierra 1500	4.8L V8 F/I	28-20129 ♦
Sierra 1500	5.3L V8 F/I	28-20129 ♦	Sierra 1500	5.3L V8 F/I	28-20129 ♦
Sierra 1500	6.2L V8 F/I	28-20129 ♦	Sierra 1500	6.2L V8 F/I	28-20129 ♦
Sierra 1500 Hybrid	6.0L V8 F/I	28-20129	Sierra 1500 Hybrid	6.0L V8 F/I	28-20129
Sierra 2500 HD	6.0L V8 F/I	28-20129 ♦	Sierra 2500 HD	6.0L V8 F/I	28-20129 ♦

*Indicates 2 filters required ♦ Intake system available - see page 26



DRYFLOW® REPLACEMENT AIR FILTERS

GMC

Vehicle	Engine Type	Air Filter
2010 GMC		
Sierra 3500 HD	6.0L V8 F/I	28-20129 ♦
Sierra Denali	6.2L V8 F/I	28-20129 ♦
Terrain	2.4L L4 F/I	28-20439
Terrain	3.0L V6 F/I	28-20439
Yukon	4.8L V8 F/I	28-20129 ♦
Yukon	5.3L V8 F/I	28-20129 ♦
Yukon Denali	6.2L V8 F/I	28-20129 ♦
Yukon Denali Hybrid	6.0L V8 F/I	28-20129
Yukon Denali XL	6.2L V8 F/I	28-20129 ♦
Yukon Hybrid	6.0L V8 F/I	28-20129
Yukon XL 1500	5.3L V8 F/I	28-20129 ♦
Yukon XL 1500	6.2L V8 F/I	28-20129 ♦
Yukon XL 2500	6.0L V8 F/I	28-20129

Vehicle	Engine Type	Air Filter
2009 GMC		
Acadia	3.6L V6 F/I	28-20394
Canyon	2.9L L4 F/I	28-20408
Canyon	3.7L L5 F/I	28-20408
Canyon	5.3L V8 F/I	28-20408
Envoy	4.2L L6 F/I	AE-10009
Envoy	5.3L V8 F/I	AE-10009
Savana 1500	4.3L V6 F/I	AE-10986
Savana 1500	5.3L V8 F/I	AE-10986
Savana 2500	4.8L V8 F/I	AE-10986
Savana 2500	6.0L V8 F/I	AE-10986
Savana 3500	4.8L V8 F/I	AE-10986
Savana 3500	6.0L V8 F/I	AE-10986
Sierra 1500	4.3L V6 F/I	28-20129
Sierra 1500	4.8L V8 F/I	28-20129 ♦
Sierra 1500	5.3L V8 F/I	28-20129 ♦
Sierra 1500	6.0L V8 F/I	28-20129 ♦
Sierra 1500	6.2L V8 F/I	28-20129 ♦
Sierra 1500 Hybrid	6.0L V8 F/I	28-20129
Sierra 2500 HD	6.0L V8 F/I	28-20129
Sierra 3500 HD	6.0L V8 F/I	28-20129
Sierra Denali	6.2L V8 F/I	28-20129 ♦
Yukon	4.8L V8 F/I	28-20129 ♦
Yukon	5.3L V8 F/I	28-20129 ♦
Yukon Denali	6.2L V8 F/I	28-20129 ♦
Yukon Denali XL	6.2L V8 F/I	28-20129 ♦
Yukon Hybrid	6.0L V8 F/I	28-20129
Yukon XL 1500	5.3L V8 F/I	28-20129 ♦
Yukon XL 1500	6.0L V8 F/I	28-20129 ♦
Yukon XL 1500	6.2L V8 F/I	28-20129 ♦
Yukon XL 2500	6.0L V8 F/I	28-20129

Vehicle	Engine Type	Air Filter
2008 GMC		
Acadia	3.6L V6 F/I	28-20394
Canyon	2.9L L4 F/I	28-20408
Canyon	3.7L L5 F/I	28-20408
Envoy	4.2L L6 F/I	AE-10009
Envoy Denali	5.3L V8 F/I	AE-10009
Savana 1500	4.3L V6 F/I	AE-10986
Savana 1500	5.3L V8 F/I	AE-10986
Savana 2500	4.8L V8 F/I	AE-10986
Savana 2500	6.0L V8 F/I	AE-10986
Savana 3500	4.8L V8 F/I	AE-10986
Savana 3500	6.0L V8 F/I	AE-10986
Sierra 1500	4.3L V6 F/I	28-20129
Sierra 1500	4.8L V8 F/I	28-20129 ♦
Sierra 1500	5.3L V8 F/I	28-20129 ♦
Sierra 1500	6.0L V8 F/I	28-20129 ♦
Sierra 2500 HD	6.0L V8 F/I	28-20129 ♦
Sierra 3500 HD	6.0L V8 F/I	28-20129 ♦

Vehicle	Engine Type	Air Filter
2008 GMC		
Sierra Denali	6.2L V8 F/I	28-20129 ♦
Yukon	4.8L V8 F/I	28-20129 ♦
Yukon	5.3L V8 F/I	28-20129 ♦
Yukon Denali	6.2L V8 F/I	28-20129 ♦
Yukon Hybrid	6.0L V8 F/I	28-20129
Yukon XL 1500	5.3L V8 F/I	28-20129 ♦
Yukon XL 1500	6.0L V8 F/I	28-20129 ♦
Yukon XL 1500 Denali	6.2L V8 F/I	28-20129 ♦
Yukon XL 2500	6.0L V8 F/I	28-20129 ♦

Vehicle	Engine Type	Air Filter
2007 GMC		
Acadia	3.6L V6 F/I	28-20394
Canyon	2.9L L4 F/I	AE-07073
Canyon	3.7L L5 F/I	AE-07073
Envoy	4.2L L6 F/I	AE-10009
Envoy Denali	5.3L V8 F/I	AE-10009
Sierra	5.3L V8 F/I	28-20129
Sierra 1500	4.3L V6 F/I	28-20129
Sierra 1500	4.8L V8 F/I	28-20129 ♦
Sierra 1500	5.3L V8 F/I	28-20129 ♦
Sierra 1500	6.0L V8 F/I	28-20129 ♦
Sierra 1500 Classic	4.3L V6 F/I	28-20129
Sierra 1500 Classic	4.8L V8 F/I	28-20129 ♦
Sierra 1500 Classic	5.3L V8 F/I	28-20129 ♦
Sierra 1500 HD	6.0L V8 F/I	28-20129
Sierra 1500 HD Classic	6.0L V8 F/I	28-20129 ♦
Sierra 2500 HD	6.0L V8 F/I	28-20129 ♦
Sierra 2500 HD Classic	6.0L V8 F/I	28-20129 ♦
Sierra 2500 HD Classic	8.1L V8 F/I	28-20129
Sierra 3500 Classic	6.0L V8 F/I	28-20129 ♦
Sierra 3500 Classic	8.1L V8 F/I	28-20129
Sierra 3500 HD	6.0L V8 F/I	28-20129 ♦
Sierra Denali	6.2L V8 F/I	28-20129 ♦
Sierra Denali Classic	6.0L V8 F/I	28-20129 ♦
Yukon	4.8L V8 F/I	28-20129 ♦
Yukon	5.3L V8 F/I	28-20129 ♦
Yukon Denali	6.2L V8 F/I	28-20129 ♦
Yukon XL 1500	5.3L V8 F/I	28-20129 ♦
Yukon XL 1500	6.0L V8 F/I	28-20129 ♦
Yukon XL 1500 Denali	6.2L V8 F/I	28-20129 ♦
Yukon XL 2500	6.0L V8 F/I	28-20129 ♦
Yukon XL 2500	8.1L V8 F/I	28-20129

Vehicle	Engine Type	Air Filter
2006 GMC		
Canyon	2.8L L4 F/I	AE-07073 ♦
Canyon	3.5L L5 F/I	AE-07073 ♦
Envoy	4.2L L6 F/I	AE-10009
Envoy Denali	5.3L V8 F/I	AE-10009
Sierra 1500	4.3L V6 F/I	28-20129
Sierra 1500	4.8L V8 F/I	28-20129 ♦
Sierra 1500	5.3L V8 F/I	28-20129 ♦
Sierra 1500	6.0L V8 F/I	28-20129 ♦
Sierra 1500 HD	6.0L V8 F/I	28-20129 ♦
Sierra 2500 HD	6.0L V8 F/I	28-20129 ♦
Sierra 2500 HD	8.1L V8 F/I	28-20129
Sierra 3500	6.0L V8 F/I	28-20129 ♦
Sierra 3500	8.1L V8 F/I	28-20129
Sierra Denali	6.0L V8 F/I	28-20129 ♦
Yukon	4.8L V8 F/I	28-20129 ♦
Yukon	5.3L V8 F/I	28-20129 ♦
Yukon Denali	6.0L V8 F/I	28-20129 ♦
Yukon Denali XL	6.0L V8 F/I	28-20129 ♦
Yukon XL 1500	5.3L V8 F/I	28-20129 ♦
Yukon XL 2500	6.0L V8 F/I	28-20129 ♦

*Indicates 2 filters required ♦ Intake system available - see page 26



Vehicle	Engine Type	Air Filter
2006 GMC		
Yukon XL 2500	8.1L V8 F/I	28-20129
2005 GMC		
Canyon	2.8L L4 F/I	AE-07073 ♦
Canyon	3.5L L5 F/I	AE-07073 ♦
Envoy	4.2L L6 F/I	AE-10009
Envoy	5.3L V8 F/I	AE-10009
Jimmy	4.3L V6 F/I	28-20042
Sierra 1500	4.3L V6 F/I	28-20129
Sierra 1500	4.8L V8 F/I	28-20129 ♦
Sierra 1500	5.3L V8 F/I	28-20129 ♦
Sierra 1500	6.0L V8 F/I	28-20129 ♦
Sierra 1500 HD	6.0L V8 F/I	28-20129 ♦
Sierra 2500 HD	6.0L V8 F/I	28-20129 ♦
Sierra 2500 HD	6.6L V8 DSL - w/Panel Filter	28-20129 ♦
Sierra 2500 HD	8.1L V8 F/I	28-20129
Sierra 3500	6.0L V8 F/I	28-20129 ♦
Sierra 3500	6.6L V8 DSL - w/Panel Filter	28-20129 ♦
Sierra 3500	8.1L V8 F/I	28-20129
Sierra Denali	6.0L V8 F/I	28-20129 ♦
Yukon	4.8L V8 F/I	28-20129 ♦
Yukon	5.3L V8 F/I	28-20129 ♦
Yukon Denali	6.0L V8 F/I	28-20129 ♦
Yukon Denali XL	6.0L V8 F/I	28-20129 ♦
Yukon XL 1500	5.3L V8 F/I	28-20129 ♦
Yukon XL 2500	6.0L V8 F/I	28-20129 ♦
Yukon XL 2500	8.1L V8 F/I	28-20129
2004 GMC		
Canyon	2.8L L4 F/I	AE-07073 ♦
Canyon	3.5L L5 F/I	AE-07073 ♦
Envoy	4.2L L6 F/I	AE-10009
Envoy	5.3L V8 F/I	AE-10009
Jimmy	4.3L V6 F/I	28-20042
Sierra 1500	4.3L V6 F/I	28-20129
Sierra 1500	4.8L V8 F/I	28-20129 ♦
Sierra 1500	5.3L V8 F/I	28-20129 ♦
Sierra 2500	6.0L V8 F/I	28-20129 ♦
Sierra 2500 HD	6.0L V8 F/I	28-20129 ♦
Sierra 2500 HD	6.6L V8 DSL	28-20129 ♦
Sierra 2500 HD	8.1L V8 F/I	28-20129 ♦
Sierra 3500	6.0L V8 F/I	28-20129 ♦
Sierra 3500	6.6L V8 DSL	28-20129 ♦
Sierra 3500	8.1L V8 F/I	28-20129 ♦
Sierra Denali	6.0L V8 F/I	28-20129 ♦
Sonoma	4.3L V6 F/I	28-20042 ♦
Yukon	4.8L V8 F/I	28-20129 ♦
Yukon	5.3L V8 F/I	28-20129 ♦
Yukon Denali	6.0L V8 F/I	28-20129 ♦
Yukon Denali XL	6.0L V8 F/I	28-20129 ♦
Yukon XL 1500	5.3L V8 F/I	28-20129 ♦
Yukon XL 2500	6.0L V8 F/I	28-20129 ♦
Yukon XL 2500	8.1L V8 F/I	28-20129
2003 GMC		
Envoy	4.2L L6 F/I	AE-10009
Envoy	5.3L V8 F/I	AE-10009
Jimmy	4.3L V6 F/I	28-20042
Sierra 1500	4.3L V6 F/I	28-20129
Sierra 1500	4.8L V8 F/I	28-20129 ♦
Sierra 1500	5.3L V8 F/I	28-20129 ♦
Sierra 1500 HD	6.0L V8 F/I	28-20129 ♦
Sierra 2500	6.0L V8 F/I	28-20129 ♦
Sierra 2500 HD	6.0L V8 F/I	28-20129 ♦
Sierra 2500 HD	6.0L V8 F/I	28-20129 ♦
Sierra 2500 HD	6.6L V8 DSL	28-20129 ♦
Sierra 2500 HD	8.1L V8 F/I	28-20129 ♦
Sierra 3500	6.0L V8 F/I	28-20129 ♦
Sierra 3500	6.6L V8 DSL	28-20129 ♦
Sierra 3500	8.1L V8 F/I	28-20129 ♦
Sierra C3	6.0L V8 F/I	28-20129
Sonoma	2.2L L4 F/I	28-20042 ♦
Sonoma	4.3L V6 F/I	28-20042 ♦
Yukon	4.8L V8 F/I	28-20129 ♦
Yukon	5.3L V8 F/I	28-20129 ♦
Yukon Denali	6.0L V8 F/I	28-20129 ♦
Yukon Denali XL	6.0L V8 F/I	28-20129 ♦
Yukon XL 1500	5.3L V8 F/I	28-20129

Vehicle	Engine Type	Air Filter
2003 GMC		
Sierra 2500 HD	8.1L V8 F/I	28-20129 ♦
Sierra 3500	6.0L V8 F/I	28-20129 ♦
Sierra 3500	6.6L V8 DSL	28-20129 ♦
Sierra 3500	8.1L V8 F/I	28-20129 ♦
Sierra Denali	6.0L V8 F/I	28-20129 ♦
Sonoma	2.2L L4 F/I	28-20042 ♦
Sonoma	4.3L V6 F/I	28-20042 ♦
Yukon	4.8L V8 F/I	28-20129 ♦
Yukon	5.3L V8 F/I	28-20129 ♦
Yukon Denali	6.0L V8 F/I	28-20129 ♦
Yukon Denali XL	6.0L V8 F/I	28-20129 ♦
Yukon XL 1500	5.3L V8 F/I	28-20129 ♦
Yukon XL 2500	6.0L V8 F/I	28-20129 ♦
Yukon XL 2500	8.1L V8 F/I	28-20129
2002 GMC		
C3500HD	8.1L V8 F/I	28-20129
Envoy	4.2L L6 F/I	AE-10009
Jimmy	4.3L V6 F/I	28-20042
Sierra 1500	4.3L V6 F/I	28-20129
Sierra 1500	4.8L V8 F/I	28-20129 ♦
Sierra 1500	5.3L V8 F/I	28-20129 ♦
Sierra 1500 HD	6.0L V8 F/I	28-20129 ♦
Sierra 2500	6.0L V8 F/I	28-20129 ♦
Sierra 2500 HD	6.0L V8 F/I	28-20129 ♦
Sierra 2500 HD	6.6L V8 DSL	28-20129 ♦
Sierra 2500 HD	8.1L V8 F/I	28-20129 ♦
Sierra 3500	6.0L V8 F/I	28-20129 ♦
Sierra 3500	6.6L V8 DSL	28-20129 ♦
Sierra 3500	8.1L V8 F/I	28-20129 ♦
Sierra Denali	6.0L V8 F/I	28-20129 ♦
Sonoma	2.2L L4 F/I	28-20042 ♦
Sonoma	4.3L V6 F/I	28-20042 ♦
Yukon	4.8L V8 F/I	28-20129 ♦
Yukon	5.3L V8 F/I	28-20129 ♦
Yukon Denali	6.0L V8 F/I	28-20129 ♦
Yukon Denali XL	6.0L V8 F/I	28-20129 ♦
Yukon XL 1500	5.3L V8 F/I	28-20129 ♦
Yukon XL 2500	6.0L V8 F/I	28-20129 ♦
Yukon XL 2500	8.1L V8 F/I	28-20129
2001 GMC		
C3500HD	8.1L V8 F/I	28-20129
Jimmy	4.3L V6 F/I	28-20042 ♦
Sierra 1500	4.3L V6 F/I	28-20129
Sierra 1500	4.8L V8 F/I	28-20129 ♦
Sierra 1500	5.3L V8 F/I	28-20129 ♦
Sierra 1500	6.0L V8 F/I	28-20129 ♦
Sierra 1500 HD	6.0L V8 F/I	28-20129 ♦
Sierra 2500	6.0L V8 F/I	28-20129 ♦
Sierra 2500 HD	6.0L V8 F/I	28-20129 ♦
Sierra 2500 HD	6.6L V8 DSL	28-20129 ♦
Sierra 2500 HD	8.1L V8 F/I	28-20129 ♦
Sierra 3500	6.0L V8 F/I	28-20129 ♦
Sierra 3500	6.6L V8 DSL	28-20129 ♦
Sierra 3500	8.1L V8 F/I	28-20129 ♦
Sierra C3	6.0L V8 F/I	28-20129
Sonoma	2.2L L4 F/I	28-20042 ♦
Sonoma	4.3L V6 F/I	28-20042 ♦
Yukon	4.8L V8 F/I	28-20129 ♦
Yukon	5.3L V8 F/I	28-20129 ♦
Yukon Denali	6.0L V8 F/I	28-20129 ♦
Yukon Denali XL	6.0L V8 F/I	28-20129 ♦
Yukon XL 1500	5.3L V8 F/I	28-20129

*Indicates 2 filters required ♦ Intake system available - see page 26



DRYFLOW® REPLACEMENT AIR FILTERS

GMC

Vehicle	Engine Type	Air Filter
2001 GMC		
Yukon XL 2500	6.0L V8 F/I	28-20129 ♦
Yukon XL 2500	8.1L V8 F/I	28-20129
2000 GMC		
C2500	5.7L V8 F/I	AE-10796 ♦
C2500	6.5L V8 DSL	AE-10796
C2500	7.4L V8 F/I	AE-10796
C3500	5.7L V8 F/I	AE-10796 ♦
C3500	6.5L V8 DSL	AE-10796
C3500	7.4L V8 F/I	AE-10796
Jimmy	4.3L V6 F/I	28-20042 ♦
K2500	5.7L V8 F/I	AE-10796 ♦
K2500	6.5L V8 DSL	AE-10796
K2500	7.4L V8 F/I	AE-10796
K3500	5.7L V8 F/I	AE-10796 ♦
K3500	6.5L V8 DSL	AE-10796
K3500	7.4L V8 F/I	AE-10796
Sierra 1500	4.3L V6 F/I	28-20129
Sierra 1500	4.8L V8 F/I	28-20129 ♦
Sierra 1500	5.3L V8 F/I	28-20129 ♦
Sierra 2500	5.3L V8 F/I	28-20129 ♦
Sierra 2500	6.0L V8 F/I	28-20129 ♦
Sonoma	2.2L L4 F/I	28-20042 ♦
Sonoma	4.3L V6 F/I	28-20042 ♦
Yukon	4.8L V8 F/I	28-20129 ♦
Yukon	5.3L V8 F/I	28-20129 ♦
Yukon Denali	5.7L V8 F/I	AE-10796 ♦
Yukon XL 1500	5.3L V8 F/I	28-20129
Yukon XL 2500	6.0L V8 F/I	28-20129 ♦
1999 GMC		
C1500	5.0L V8 F/I	AE-10796 ♦
C1500	5.7L V8 F/I	AE-10796 ♦
C1500 Suburban	5.7L V8 F/I	AE-10796 ♦
C1500 Suburban	6.5L V8 DSL	AE-10796
C2500	5.0L V8 F/I	AE-10796 ♦
C2500	5.7L V8 F/I	AE-10796 ♦
C2500	6.5L V8 DSL	AE-10796
C2500	7.4L V8 F/I	AE-10796
C2500 Suburban	5.7L V8 F/I	AE-10796 ♦
C2500 Suburban	6.5L V8 DSL	AE-10796
C2500 Suburban	7.4L V8 F/I	AE-10796
C3500	5.7L V8 F/I	AE-10796 ♦
C3500	6.5L V8 DSL	AE-10796
C3500	7.4L V8 F/I	AE-10796
Jimmy	4.3L V6 F/I	28-20042 ♦
K1500	5.0L V8 F/I	AE-10796 ♦
K1500	5.7L V8 F/I	AE-10796 ♦
K1500 Suburban	5.7L V8 F/I	AE-10796 ♦
K1500 Suburban	6.5L V8 DSL	AE-10796
K2500	5.0L V8 F/I	AE-10796 ♦
K2500	5.7L V8 F/I	AE-10796 ♦
K2500	6.5L V8 DSL	AE-10796
K2500	7.4L V8 F/I	AE-10796
K2500 Suburban	5.7L V8 F/I	AE-10796 ♦
K2500 Suburban	6.5L V8 DSL	AE-10796
K2500 Suburban	7.4L V8 F/I	AE-10796
K3500	5.7L V8 F/I	AE-10796 ♦
K3500	6.5L V8 DSL	AE-10796
K3500	7.4L V8 F/I	AE-10796
Sierra 1500	4.3L V6 F/I	28-20129
Sierra 1500	4.8L V8 F/I	28-20129 ♦
Sierra 1500	5.3L V8 F/I	28-20129 ♦
Sierra 2500	5.3L V8 F/I	28-20129 ♦

Vehicle	Engine Type	Air Filter
1999 GMC		
Sierra 2500	6.0L V8 F/I	28-20129 ♦
Sonoma	2.2L L4 F/I	28-20042 ♦
Sonoma	4.3L V6 F/I	28-20042 ♦
Yukon	5.7L V8 F/I	AE-10796 ♦
Yukon Denali	5.7L V8 F/I	AE-10796 ♦
Yukon Denali	6.5L V8 DSL	AE-10796
1998 GMC		
C1500	4.3L V6 F/I	AE-10796
C1500	5.0L V8 F/I	AE-10796 ♦
C1500	5.7L V8 F/I	AE-10796 ♦
C1500	6.5L V8 DSL	AE-10796
C1500 Suburban	5.7L V8 F/I	AE-10796 ♦
C1500 Suburban	6.5L V8 DSL	AE-10796
C2500	5.7L V8 F/I	AE-10796 ♦
C2500	6.5L V8 DSL	AE-10796
C2500	7.4L V8 F/I	AE-10796
C2500 Suburban	5.7L V8 F/I	AE-10796 ♦
C2500 Suburban	6.5L V8 DSL	AE-10796
C2500 Suburban	7.4L V8 F/I	AE-10796
C3500	5.7L V8 F/I	AE-10796 ♦
C3500	6.5L V8 DSL	AE-10796
C3500	7.4L V8 F/I	AE-10796
Jimmy	4.3L V6 F/I	28-20042 ♦
K1500	4.3L V6 F/I	AE-10796
K1500	5.0L V8 F/I	AE-10796 ♦
K1500	5.7L V8 F/I	AE-10796 ♦
K1500	6.5L V8 DSL	AE-10796
K1500 Suburban	5.7L V8 F/I	AE-10796 ♦
K1500 Suburban	6.5L V8 DSL	AE-10796
K2500	5.0L V8 F/I	AE-10796 ♦
K2500	5.7L V8 F/I	AE-10796 ♦
K2500	6.5L V8 DSL	AE-10796
K2500	7.4L V8 F/I	AE-10796
K2500 Suburban	5.7L V8 F/I	AE-10796 ♦
K2500 Suburban	6.5L V8 DSL	AE-10796
K2500 Suburban	7.4L V8 F/I	AE-10796
K3500	5.7L V8 F/I	AE-10796 ♦
K3500	6.5L V8 DSL	AE-10796
K3500	7.4L V8 F/I	AE-10796
Sonoma	2.2L L4 F/I	28-20042 ♦
Sonoma	4.3L V6 F/I	28-20042 ♦
Yukon	5.7L V8 F/I	AE-10796 ♦
1997 GMC		
C1500	4.3L V6 F/I	AE-10796
C1500	5.0L V8 F/I	AE-10796 ♦
C1500	5.7L V8 F/I	AE-10796 ♦
C1500	6.5L V8 DSL	AE-10796
C1500 Suburban	5.7L V8 F/I	AE-10796 ♦
C1500 Suburban	6.5L V8 DSL	AE-10796
C2500	5.0L V8 F/I	AE-10796 ♦
C2500	5.7L V8 F/I	AE-10796 ♦
C2500	6.5L V8 DSL	AE-10796
C2500	7.4L V8 F/I	AE-10796
C2500 Suburban	5.7L V8 F/I	AE-10796 ♦
C2500 Suburban	6.5L V8 DSL	AE-10796
C2500 Suburban	7.4L V8 F/I	AE-10796
C3500	5.7L V8 F/I	AE-10796 ♦
C3500	6.5L V8 DSL	AE-10796
C3500	7.4L V8 F/I	AE-10796
K1500	4.3L V6 F/I	AE-10796
K1500	5.0L V8 F/I	AE-10796 ♦
K1500	5.7L V8 F/I	AE-10796 ♦
K1500	6.5L V8 DSL	AE-10796

*Indicates 2 filters required ♦ Intake system available - see page 26



Vehicle	Engine Type	Air Filter
1997 GMC		
K1500	6.5L V8 DSL	AE-10796
K1500 Suburban	5.7L V8 F/I	AE-10796 ♦
K1500 Suburban	6.5L V8 DSL	AE-10796
K2500	5.0L V8 F/I	AE-10796 ♦
K2500	5.7L V8 F/I	AE-10796 ♦
K2500	6.5L V8 DSL	AE-10796
K2500	7.4L V8 F/I	AE-10796
K2500 Suburban	5.7L V8 F/I	AE-10796 ♦
K2500 Suburban	6.5L V8 DSL	AE-10796
K2500 Suburban	7.4L V8 F/I	AE-10796
K3500	5.7L V8 F/I	AE-10796 ♦
K3500	6.5L V8 DSL	AE-10796
K3500	7.4L V8 F/I	AE-10796
P3500	5.7L V8 F/I	AE-10500
Sonoma	2.2L L4 F/I	28-20042
Sonoma	4.3L V6 F/I	28-20042 ♦
Yukon	5.7L V8 F/I	AE-10796 ♦
Yukon	6.5L V8 DSL	AE-10796

Vehicle	Engine Type	Air Filter
1996 GMC		
C1500	4.3L V6 F/I	AE-10796
C1500	5.0L V8 F/I	AE-10796 ♦
C1500	5.7L V8 F/I	AE-10796 ♦
C1500 Suburban	5.7L V8 F/I	AE-10796 ♦
C2500	5.0L V8 F/I	AE-10796 ♦
C2500	5.7L V8 F/I	AE-10796 ♦
C2500	7.4L V8 F/I	AE-10796
C2500 Suburban	5.7L V8 F/I	AE-10796 ♦
C2500 Suburban	7.4L V8 F/I	AE-10796
C3500	5.7L V8 F/I	AE-10796 ♦
C3500	7.4L V8 F/I	AE-10796
G3500	7.4L V8 F/I	AE-10500
Jimmy	4.3L V6 F/I	28-20042 ♦
K1500	4.3L V6 F/I	AE-10796
K1500	5.0L V8 F/I	AE-10796 ♦
K1500	5.7L V8 F/I	AE-10796 ♦
K1500 Suburban	5.7L V8 F/I	AE-10796 ♦
K2500	5.0L V8 F/I	AE-10796 ♦
K2500	5.7L V8 F/I	AE-10796 ♦
K2500	7.4L V8 F/I	AE-10796
K2500 Suburban	5.7L V8 F/I	AE-10796 ♦
K2500 Suburban	7.4L V8 F/I	AE-10796
K3500	5.7L V8 F/I	AE-10796 ♦
K3500	7.4L V8 F/I	AE-10796
P3500	5.7L V8 F/I	AE-10500
Sonoma	2.2L L4 F/I	28-20042
Sonoma	4.3L V6 F/I	28-20042 ♦
Yukon	5.7L V8 F/I	AE-10796 ♦

Vehicle	Engine Type	Air Filter
1995 GMC		
C1500	5.0L V8 F/I	AE-10500 ♦
C1500	5.7L V8 F/I	AE-10500 ♦
C1500 Suburban	5.7L V8 F/I	AE-10500 ♦
C2500	5.0L V8 F/I	AE-10500 ♦
C2500	5.7L V8 F/I	AE-10500 ♦
C2500	7.4L V8 F/I	AE-10500
C2500 Suburban	5.7L V8 F/I	AE-10500
C2500 Suburban	7.4L V8 F/I	AE-10500
C3500	5.7L V8 F/I	AE-10500 ♦
C3500	7.4L V8 F/I	AE-10500
G3500	7.4L V8 F/I	AE-10500
Jimmy	4.3L V6 F/I	28-20042
K1500	5.0L V8 F/I	AE-10500 ♦
K1500	5.7L V8 F/I	AE-10500 ♦

Vehicle	Engine Type	Air Filter
1995 GMC		
K1500 Suburban	5.7L V8 F/I	AE-10500 ♦
K2500	5.0L V8 F/I	AE-10500 ♦
K2500	5.7L V8 F/I	AE-10500 ♦
K2500	7.4L V8 F/I	AE-10500
K2500 Suburban	5.7L V8 F/I	AE-10500 ♦
K2500 Suburban	7.4L V8 F/I	AE-10500
K3500	5.7L V8 F/I	AE-10500 ♦
K3500	7.4L V8 F/I	AE-10500
Motorhome	5.7L V8 F/I - VIN K, Class C, P Series	AE-10500
Motorhome	7.4L V8 F/I - Class C, w/3-7/16 inch Tall Filter	AE-10500
P3500	5.7L V8 F/I	AE-10500
P3500	7.4L V8 F/I	AE-10500
Safari	4.3L V6 F/I	28-20042
Sonoma	2.2L L4 F/I	28-20042
Sonoma	4.3L V6 CPI	28-20042
Yukon	5.7L V8 F/I	AE-10500 ♦

Vehicle	Engine Type	Air Filter
1994 GMC		
C1500	5.0L V8 F/I	AE-10500 ♦
C1500	5.7L V8 F/I	AE-10500 ♦
C1500 Suburban	5.7L V8 F/I	AE-10500 ♦
C2500	5.0L V8 F/I	AE-10500 ♦
C2500	5.7L V8 F/I	AE-10500 ♦
C2500	7.4L V8 F/I	AE-10500
C2500 Suburban	5.7L V8 F/I	AE-10500
C2500 Suburban	7.4L V8 F/I	AE-10500
C3500	5.7L V8 F/I	AE-10500 ♦
C3500	7.4L V8 F/I	AE-10500
G3500	7.4L V8 F/I	AE-10500
Jimmy	4.3L V6 CPI	28-20042
K1500	5.0L V8 F/I	AE-10500 ♦
K1500	5.7L V8 F/I	AE-10500 ♦
K1500 Suburban	5.7L V8 F/I	AE-10500 ♦
K2500	5.0L V8 F/I	AE-10500 ♦
K2500	5.7L V8 F/I	AE-10500 ♦
K2500	7.4L V8 F/I	AE-10500
K2500 Suburban	5.7L V8 F/I	AE-10500 ♦
K2500 Suburban	7.4L V8 F/I	AE-10500
K3500	5.7L V8 F/I	AE-10500 ♦
K3500	7.4L V8 F/I	AE-10500
Motorhome	5.7L V8 F/I - VIN K, Class C, P Series	AE-10500
Motorhome	7.4L V8 F/I - Class C, w/3-7/16 inch Tall Filter	AE-10500
P3500	5.7L V8 F/I	AE-10500
P3500	7.4L V8 F/I	AE-10500
Safari	4.3L V6 CPI	28-20042
Sonoma	2.2L L4 F/I	28-20042
Sonoma	4.3L V6 CPI	28-20042
Yukon	5.7L V8 F/I	AE-10500 ♦

Vehicle	Engine Type	Air Filter
1993 GMC		
C1500	5.0L V8 F/I	AE-10500 ♦
C1500	5.7L V8 F/I	AE-10500 ♦
C1500 Suburban	5.7L V8 F/I	AE-10500 ♦
C2500	5.0L V8 F/I	AE-10500 ♦
C2500	5.7L V8 F/I	AE-10500 ♦
C2500	7.4L V8 F/I	AE-10500
C2500 Suburban	5.7L V8 F/I	AE-10500
C2500 Suburban	7.4L V8 F/I	AE-10500
C3500	5.7L V8 F/I	AE-10500 ♦
C3500	7.4L V8 F/I	AE-10500
G3500	7.4L V8 F/I	AE-10500
Jimmy	4.3L V6 CPI	28-20042

*Indicates 2 filters required ♦ Intake system available - see page 26



DRYFLOW® REPLACEMENT AIR FILTERS

GMC

Vehicle	Engine Type	Air Filter	Vehicle	Engine Type	Air Filter
1993 GMC			1991 GMC		
K1500	5.0L V8 F/I	AE-10500 ♦	K1500	5.7L V8 F/I	AE-10500 ♦
K1500	5.7L V8 F/I	AE-10500 ♦	K2500	5.0L V8 F/I	AE-10500 ♦
K1500 Suburban	5.7L V8 F/I	AE-10500 ♦	K2500	5.7L V8 F/I	AE-10500 ♦
K2500	5.0L V8 F/I	AE-10500 ♦	K2500	7.4L V8 F/I - w/3-7/16 inch Tall Filter	AE-10500
K2500	5.7L V8 F/I	AE-10500 ♦	K3500	5.7L V8 F/I	AE-10500 ♦
K2500	7.4L V8 F/I	AE-10500	K3500	7.4L V8 F/I - w/3-7/16 inch Tall Filter	AE-10500
K2500 Suburban	5.7L V8 F/I	AE-10500 ♦	Motorhome	7.4L V8 F/I - Class A & C, w/3-7/16 inch Tall Filter	AE-10500
K2500 Suburban	7.4L V8 F/I	AE-10500	P3500	5.7L V8 F/I	AE-10500
K3500	5.7L V8 F/I	AE-10500 ♦	P3500	7.4L V8 F/I	AE-10500
K3500	7.4L V8 F/I	AE-10500	R1500 Suburban	5.7L V8 F/I	AE-10500
Motorhome	5.7L V8 F/I - VIN K, Class C, P Series	AE-10500	R2500 Suburban	5.7L V8 F/I	AE-10500
Motorhome	7.4L V8 F/I - Class A & C, w/3-7/16 inch Tall Filter	AE-10500	R2500 Suburban	7.4L V8 F/I - w/3-7/16 inch Tall Filter	AE-10500
P3500	5.7L V8 F/I	AE-10500	R3500	5.7L V8 F/I	AE-10500 ♦
P3500	7.4L V8 F/I	AE-10500	R3500	7.4L V8 F/I - w/3-7/16 inch Tall Filter	AE-10500
Safari	4.3L V6 CPI	28-20042	Syclone	4.3L V6 F/I	28-20042
Sonoma	4.3L V6 CPI	28-20042	V1500 Suburban	5.7L V8 F/I	AE-10500
Typhoon	4.3L V6 F/I	28-20042	V2500 Suburban	5.7L V8 F/I	AE-10500
Yukon	5.7L V8 F/I	AE-10500 ♦	V3500	5.7L V8 F/I	AE-10500 ♦
1992 GMC			1990 GMC		
C1500	5.0L V8 F/I	AE-10500 ♦	C1500	5.0L V8 F/I	AE-10500 ♦
C1500	5.7L V8 F/I	AE-10500 ♦	C1500	5.7L V8 F/I	AE-10500 ♦
C1500 Suburban	5.7L V8 F/I	AE-10500 ♦	C2500	5.0L V8 F/I	AE-10500 ♦
C2500	5.0L V8 F/I	AE-10500 ♦	C2500	5.7L V8 F/I	AE-10500 ♦
C2500	5.7L V8 F/I	AE-10500 ♦	C3500	5.7L V8 F/I	AE-10500 ♦
C2500	7.4L V8 F/I	AE-10500	C3500	7.4L V8 F/I - w/3-7/16 inch Tall Filter	AE-10500
C2500 Suburban	5.7L V8 F/I	AE-10500	Jimmy	5.7L V8 F/I	AE-10500 ♦
C2500 Suburban	7.4L V8 F/I	AE-10500	K1500	5.0L V8 F/I	AE-10500 ♦
C3500	5.7L V8 F/I	AE-10500 ♦	K1500	5.7L V8 F/I	AE-10500 ♦
C3500	7.4L V8 F/I	AE-10500	K2500	5.0L V8 F/I	AE-10500 ♦
G3500	7.4L V8 F/I	AE-10500	K2500	5.7L V8 F/I	AE-10500 ♦
Jimmy	4.3L V6 CPI	28-20042	K3500	5.7L V8 F/I	AE-10500 ♦
K1500	5.0L V8 F/I	AE-10500 ♦	K3500	7.4L V8 F/I - w/3-7/16 inch Tall Filter	AE-10500
K1500	5.7L V8 F/I	AE-10500 ♦	Motorhome	7.4L V8 F/I - Class A & C, w/3-7/16 inch Tall Filter	AE-10500
K1500 Suburban	5.7L V8 F/I	AE-10500 ♦	P3500	5.7L V8 F/I	AE-10500
K2500	5.0L V8 F/I	AE-10500 ♦	P3500	7.4L V8 F/I	AE-10500
K2500	5.7L V8 F/I	AE-10500 ♦	R1500 Suburban	5.7L V8 F/I	AE-10500
K2500	7.4L V8 F/I	AE-10500	R2500 Suburban	5.7L V8 F/I	AE-10500
K2500 Suburban	5.7L V8 F/I	AE-10500 ♦	R2500 Suburban	7.4L V8 F/I - w/3-7/16 inch Tall Filter	AE-10500
K2500 Suburban	7.4L V8 F/I	AE-10500	R3500	5.7L V8 F/I	AE-10500 ♦
K3500	5.7L V8 F/I	AE-10500 ♦	R3500	7.4L V8 F/I - w/3-7/16 inch Tall Filter	AE-10500
K3500	7.4L V8 F/I	AE-10500	V1500 Suburban	5.7L V8 F/I	AE-10500
Motorhome	5.7L V8 F/I - VIN K, Class C, P Series	AE-10500	V2500 Suburban	5.7L V8 F/I	AE-10500
Motorhome	7.4L V8 F/I - Class A & C, w/3-7/16 inch Tall Filter	AE-10500	V3500	5.7L V8 F/I	AE-10500 ♦
P3500	5.7L V8 F/I	AE-10500	V3500	7.4L V8 F/I - w/3-7/16 inch Tall Filter	AE-10500
P3500	7.4L V8 F/I	AE-10500	1989 GMC		
Safari	4.3L V6 CPI	28-20042	C1500	5.0L V8 F/I	AE-10500 ♦
Sonoma	4.3L V6 CPI	28-20042	C1500	5.7L V8 F/I	AE-10500 ♦
Typhoon	4.3L V6 F/I	28-20042	C2500	5.0L V8 F/I	AE-10500 ♦
Yukon	5.7L V8 F/I	AE-10500 ♦	C2500	5.7L V8 F/I	AE-10500 ♦
1991 GMC			C2500	7.4L V8 F/I - w/3-7/16 inch Tall Filter	AE-10500
C1500	5.0L V8 F/I	AE-10500 ♦	C3500	5.7L V8 F/I	AE-10500 ♦
C1500	5.7L V8 F/I	AE-10500 ♦	C3500	7.4L V8 F/I - w/3-7/16 inch Tall Filter	AE-10500
C2500	5.0L V8 F/I	AE-10500 ♦	G3500	7.4L V8 F/I	AE-10500
C2500	5.7L V8 F/I	AE-10500 ♦	Jimmy	5.7L V8 F/I	AE-10500 ♦
C2500	7.4L V8 F/I - w/3-7/16 inch Tall Filter	AE-10500			
C3500	5.7L V8 F/I	AE-10500 ♦			
C3500	7.4L V8 F/I - w/3-7/16 inch Tall Filter	AE-10500			
Jimmy	5.7L V8 F/I	AE-10500 ♦			
K1500	5.0L V8 F/I	AE-10500 ♦			

*Indicates 2 filters required ♦ Intake system available - see page 26



Vehicle	Engine Type	Air Filter
1989 GMC		
K1500	5.0L V8 F/I	AE-10500 ♦
K1500	5.7L V8 F/I	AE-10500 ♦
K2500	5.0L V8 F/I	AE-10500 ♦
K2500	5.7L V8 F/I	AE-10500 ♦
K3500	5.7L V8 F/I	AE-10500 ♦
K3500	7.4L V8 F/I - w/3-7/16 inch Tall Filter	AE-10500
Motorhome	7.4L V8 F/I - Class A & C, w/3-7/16 inch Tall Filter	AE-10500
P2500	5.7L V8 F/I	AE-10500
P3500	5.7L V8 F/I	AE-10500
R1500 Suburban	5.7L V8 F/I	AE-10500
R2500	5.7L V8 F/I	AE-10500 ♦
R2500	7.4L V8 F/I - w/3-7/16 inch Tall Filter	AE-10500
R2500 Suburban	5.7L V8 F/I	AE-10500
R2500 Suburban	7.4L V8 F/I - w/3-7/16 inch Tall Filter	AE-10500
R3500	5.7L V8 F/I	AE-10500 ♦
R3500	7.4L V8 CARB - w/3-7/16 inch Tall Filter	AE-10500
R3500	7.4L V8 F/I - w/3-7/16 inch Tall Filter	AE-10500
V1500 Suburban	5.7L V8 F/I	AE-10500
V2500 Suburban	5.7L V8 F/I	AE-10500
V3500	5.7L V8 F/I	AE-10500 ♦
V3500	7.4L V8 CARB - w/3-7/16 inch Tall Filter	AE-10500
V3500	7.4L V8 F/I - w/3-7/16 inch Tall Filter	AE-10500

1988 GMC		
C1500	5.0L V8 F/I	AE-10500 ♦
C1500	5.7L V8 F/I	AE-10500 ♦
C2500	5.0L V8 F/I	AE-10500 ♦
C2500	5.7L V8 F/I	AE-10500 ♦
C3500	5.7L V8 F/I	AE-10500 ♦
C3500	7.4L V8 F/I - w/3-7/16 inch Tall Filter	AE-10500
G3500	7.4L V8 F/I	AE-10500
Jimmy	5.7L V8 F/I	AE-10500 ♦
K1500	5.0L V8 F/I	AE-10500 ♦
K1500	5.7L V8 F/I	AE-10500 ♦
K2500	5.0L V8 F/I	AE-10500 ♦
K2500	5.7L V8 F/I	AE-10500 ♦
K3500	5.7L V8 F/I	AE-10500 ♦
K3500	7.4L V8 F/I - w/3-7/16 inch Tall Filter	AE-10500
Motorhome	7.4L V8 F/I - Class A & C, w/3-7/16 inch Tall Filter	AE-10500
P3500	5.7L V8 F/I	AE-10500
R1500 Suburban	5.7L V8 F/I	AE-10500
R2500	5.7L V8 F/I	AE-10500 ♦
R2500	7.4L V8 F/I - w/3-7/16 inch Tall Filter	AE-10500
R2500 Suburban	5.7L V8 F/I	AE-10500
R2500 Suburban	7.4L V8 F/I - w/3-7/16 inch Tall Filter	AE-10500
R3500	5.7L V8 CARB	AE-10500
R3500	5.7L V8 F/I	AE-10500 ♦
R3500	7.4L V8 CARB - w/3-7/16 inch Tall Filter	AE-10500
R3500	7.4L V8 F/I - w/3-7/16 inch Tall Filter	AE-10500
V1500 Suburban	5.7L V8 F/I	AE-10500
V2500 Suburban	5.7L V8 F/I	AE-10500
V3500	5.7L V8 CARB	AE-10500
V3500	5.7L V8 F/I	AE-10500 ♦
V3500	7.4L V8 CARB - w/3-7/16 inch Tall Filter	AE-10500

Vehicle	Engine Type	Air Filter
1988 GMC		
V3500	7.4L V8 F/I - w/3-7/16 inch Tall Filter	AE-10500
1987 GMC		
Caballero	5.0L V8 CARB	AE-10500
Jimmy	5.0L V8 F/I	AE-10500
Jimmy	5.7L V8 F/I	AE-10500
Motorhome	7.4L V8 F/I - Class A & C, w/3-7/16 inch Tall Filter	AE-10500
P3500	5.7L V8 CARB	AE-10500
P3500	5.7L V8 F/I	AE-10500
R1500	5.0L V8 F/I	AE-10500
R1500	5.7L V8 F/I	AE-10500
R1500 Suburban	5.0L V8 F/I	AE-10500
R1500 Suburban	5.7L V8 F/I	AE-10500
R2500	5.0L V8 F/I	AE-10500
R2500	5.7L V8 F/I	AE-10500
R2500	7.4L V8 F/I - w/3-7/16 inch Tall Filter	AE-10500
R2500 Suburban	5.7L V8 F/I	AE-10500
R2500 Suburban	7.4L V8 F/I - w/3-7/16 inch Tall Filter	AE-10500
R3500	5.7L V8 CARB	AE-10500
R3500	5.7L V8 F/I	AE-10500
R3500	7.4L V8 CARB - w/3-7/16 inch Tall Filter	AE-10500
R3500	7.4L V8 F/I - w/3-7/16 inch Tall Filter	AE-10500
V1500	5.0L V8 F/I	AE-10500
V1500	5.7L V8 F/I	AE-10500
V1500 Suburban	5.7L V8 F/I	AE-10500
V2500	5.7L V8 F/I	AE-10500
V2500 Suburban	5.7L V8 F/I	AE-10500
V3500	5.7L V8 CARB	AE-10500
V3500	5.7L V8 F/I	AE-10500
V3500	7.4L V8 CARB - w/3-7/16 inch Tall Filter	AE-10500
V3500	7.4L V8 F/I - w/3-7/16 inch Tall Filter	AE-10500

1986 GMC		
C1500	4.3L V6 CARB	AE-10500
C1500	5.0L V8 CARB - w/3-7/16 inch Tall Filter	AE-10500
C2500	4.3L V6 CARB	AE-10500
C2500	5.0L V8 CARB - w/3-7/16 inch Tall Filter	AE-10500
C2500 Suburban	7.4L V8 CARB - w/3-7/16 inch Tall Filter	AE-10500
C3500	5.0L V8 CARB - w/3-7/16 inch Tall Filter	AE-10500
Caballero	5.0L V8 CARB	AE-10500
K1500	4.3L V6 CARB	AE-10500
K1500	5.0L V8 CARB - w/3-7/16 inch Tall Filter	AE-10500
Motorhome	7.4L V8 4 BBL. - Class A & C, w/3-7/16 inch Tall Filter	AE-10500

1985 GMC		
C1500	4.3L V6 CARB	AE-10500
C1500	5.0L V8 CARB - w/3-7/16 inch Tall Filter	AE-10500
C1500	5.7L V8 CARB - w/3-7/16 inch Tall Filter	AE-10500
C2500	4.3L V6 CARB	AE-10500
C2500	5.0L V8 CARB - w/3-7/16 inch Tall Filter	AE-10500
C2500	5.7L V8 CARB - w/3-7/16 inch Tall Filter	AE-10500
C2500	7.4L V8 CARB - w/3-7/16 inch Tall Filter	AE-10500

*Indicates 2 filters required ♦ Intake system available - see page 26



DRYFLOW® REPLACEMENT AIR FILTERS

GMC

Vehicle	Engine Type	Air Filter
1985 GMC		
C2500 Suburban	7.4L V8 CARB - w/3-7/16 inch Tall Filter	AE-10500
C3500	5.7L V8 CARB - w/3-7/16 inch Tall Filter	AE-10500
C3500	7.4L V8 CARB - w/3-7/16 inch Tall Filter	AE-10500
Caballero	5.0L V8 CARB	AE-10500
Jimmy	5.0L V8 CARB - w/3-7/16 inch Tall Filter	AE-10500
Jimmy	5.7L V8 CARB - w/3-7/16 inch Tall Filter	AE-10500
K1500	4.3L V6 CARB	AE-10500
K1500	5.0L V8 CARB - w/3-7/16 inch Tall Filter	AE-10500
K1500	5.7L V8 CARB - w/3-7/16 inch Tall Filter	AE-10500
K2500	4.3L V6 CARB	AE-10500
K2500	5.7L V8 CARB - w/3-7/16 inch Tall Filter	AE-10500
K3500	5.7L V8 CARB - w/3-7/16 inch Tall Filter	AE-10500
K3500	7.4L V8 CARB - w/3-7/16 inch Tall Filter	AE-10500
Motorhome	7.4L V8 4 BBL. - Class A & C, w/3-7/16 inch Tall Filter	AE-10500

1984 GMC		
C1500	5.7L V8 CARB - w/3-7/16 inch Tall Filter	AE-10500
C2500	5.7L V8 CARB - w/3-7/16 inch Tall Filter	AE-10500
C2500	7.4L V8 CARB - w/3-7/16 inch Tall Filter	AE-10500
C2500 Suburban	7.4L V8 CARB - w/3-7/16 inch Tall Filter	AE-10500
C3500	5.7L V8 CARB - w/3-7/16 inch Tall Filter	AE-10500
C3500	7.4L V8 CARB - w/3-7/16 inch Tall Filter	AE-10500
Caballero	5.0L V8 CARB	AE-10500
Jimmy	5.7L V8 CARB - w/3-7/16 inch Tall Filter	AE-10500
K1500	5.7L V8 CARB - w/3-7/16 inch Tall Filter	AE-10500
K2500	5.7L V8 CARB - w/3-7/16 inch Tall Filter	AE-10500
K3500	5.7L V8 CARB - w/3-7/16 inch Tall Filter	AE-10500
K3500	7.4L V8 CARB - w/3-7/16 inch Tall Filter	AE-10500
Motorhome	7.4L V8 4 BBL. - Class A & C, w/3-7/16 inch Tall Filter	AE-10500

1983 GMC		
C1500	5.7L V8 CARB - w/3-7/16 inch Tall Filter	AE-10500
C2500	5.7L V8 CARB - w/3-7/16 inch Tall Filter	AE-10500
C2500	7.4L V8 CARB - w/3-7/16 inch Tall Filter	AE-10500
C2500 Suburban	7.4L V8 CARB - w/3-7/16 inch Tall Filter	AE-10500
C3500	5.7L V8 CARB - w/3-7/16 inch Tall Filter	AE-10500
C3500	7.4L V8 CARB - w/3-7/16 inch Tall Filter	AE-10500
Caballero	5.0L V8 CARB	AE-10500
Jimmy	5.7L V8 CARB	AE-10500
K1500	5.7L V8 CARB - w/3-7/16 inch Tall Filter	AE-10500
K2500	5.7L V8 CARB - w/3-7/16 inch Tall Filter	AE-10500
K3500	5.7L V8 CARB - w/3-7/16 inch Tall Filter	AE-10500
K3500	7.4L V8 CARB - w/3-7/16 inch Tall Filter	AE-10500

Vehicle	Engine Type	Air Filter
1983 GMC		
Motorhome	7.4L V8 4 BBL. - Class A & C, w/3-7/16 inch Tall Filter	AE-10500

1982 GMC		
C2500 Suburban	7.4L V8 CARB - w/3-7/16 inch Tall Filter	AE-10500
Caballero	5.0L V8 CARB	AE-10500
Motorhome	7.4L V8 4 BBL. - Class A & C, w/3-7/16 inch Tall Filter	AE-10500

1981 GMC		
C2500 Suburban	7.4L V8 CARB - w/3-7/16 inch Tall Filter	AE-10500
Caballero	5.0L V8 CARB	AE-10500
Motorhome	7.4L V8 4 BBL. - Class A & C, w/3-7/16 inch Tall Filter	AE-10500

1980 GMC		
C1500	350 V8 CARB - w/3-7/16 inch Tall Filter	AE-10500
C1500	400 V8 CARB - w/3-7/16 inch Tall Filter	AE-10500
C1500	454 V8 CARB - w/3-7/16 inch Tall Filter	AE-10500
C1500 Suburban	350 V8 CARB - w/3-7/16 inch Tall Filter	AE-10500
C1500 Suburban	454 V8 CARB - w/3-7/16 inch Tall Filter	AE-10500
C2500	350 V8 CARB - w/3-7/16 inch Tall Filter	AE-10500
C2500	454 V8 CARB - w/3-7/16 inch Tall Filter	AE-10500
C2500 Suburban	350 V8 CARB - w/3-7/16 inch Tall Filter	AE-10500
C2500 Suburban	400 V8 CARB - w/3-7/16 inch Tall Filter	AE-10500
C2500 Suburban	454 V8 CARB - w/3-7/16 inch Tall Filter	AE-10500
C3500	350 V8 CARB - w/3-7/16 inch Tall Filter	AE-10500
C3500	454 V8 CARB - w/3-7/16 inch Tall Filter	AE-10500
Caballero	305 V8 CARB	AE-10500
Jimmy	350 V8 CARB - w/3-7/16 inch Tall Filter	AE-10500
K1500	350 V8 CARB - w/3-7/16 inch Tall Filter	AE-10500
K1500	400 V8 CARB - w/3-7/16 inch Tall Filter	AE-10500
K1500	454 V8 CARB - w/3-7/16 inch Tall Filter	AE-10500
K1500 Suburban	350 V8 CARB - w/3-7/16 inch Tall Filter	AE-10500
K2500	350 V8 CARB - w/3-7/16 inch Tall Filter	AE-10500
K2500	400 V8 CARB - w/3-7/16 inch Tall Filter	AE-10500
K2500 Suburban	350 V8 CARB - w/3-7/16 inch Tall Filter	AE-10500
K2500 Suburban	400 V8 CARB - w/3-7/16 inch Tall Filter	AE-10500
K3500	350 V8 CARB - w/3-7/16 inch Tall Filter	AE-10500
K3500	400 V8 CARB - w/3-7/16 inch Tall Filter	AE-10500
K3500	454 V8 CARB - w/3-7/16 inch Tall Filter	AE-10500
Motorhome	454 V8 4 BBL. - Class A & C, w/3-7/16 inch Tall Filter	AE-10500
P3500	454 V8 CARB - w/3-7/16 inch Tall Filter	AE-10500

1979 GMC		
C1500	400 V8 CARB	AE-10500
C1500	454 V8 CARB	AE-10500
C1500 Suburban	350 V8 CARB	AE-10500
C1500 Suburban	454 V8 CARB	AE-10500

*Indicates 2 filters required ♦ Intake system available - see page 26



Vehicle	Engine Type	Air Filter	Vehicle	Engine Type	Air Filter
1979 GMC			1977 GMC		
C2500	400 V8 CARB	AE-10500	C25	350 V8 CARB	AE-10500
C2500	454 V8 CARB	AE-10500	C25	400 V8 CARB	AE-10500
C2500 Suburban	350 V8 CARB	AE-10500	C25	454 V8 CARB	AE-10500
C2500 Suburban	454 V8 CARB	AE-10500	C25 Suburban	350 V8 CARB	AE-10500
C3500	400 V8 CARB	AE-10500	C25 Suburban	454 V8 CARB	AE-10500
C3500	454 V8 CARB	AE-10500	C35	350 V8 CARB	AE-10500
Caballero	305 V8 CARB	AE-10500	C35	400 V8 CARB	AE-10500
Caballero	350 V8 CARB	AE-10500	C35	454 V8 CARB	AE-10500
G1500	454 V8 CARB	AE-10500	Jimmy	350 V8 CARB	AE-10500
G3500	454 V8 CARB	AE-10500	Jimmy	400 V8 CARB	AE-10500
Jimmy	350 V8 CARB	AE-10500	K15	350 V8 CARB	AE-10500
Jimmy	400 V8 CARB	AE-10500	K15	400 V8 CARB	AE-10500
K1500	400 V8 CARB	AE-10500	K15 Suburban	350 V8 CARB	AE-10500
K1500	454 V8 CARB	AE-10500	K15 Suburban	400 V8 CARB	AE-10500
K1500 Suburban	350 V8 CARB	AE-10500	K25	350 V8 CARB	AE-10500
K1500 Suburban	400 V8 CARB	AE-10500	K25	400 V8 CARB	AE-10500
K2500	400 V8 CARB	AE-10500	K25	454 V8 CARB	AE-10500
K2500 Suburban	350 V8 CARB	AE-10500	K25 Suburban	350 V8 CARB	AE-10500
K2500 Suburban	400 V8 CARB	AE-10500	K25 Suburban	400 V8 CARB	AE-10500
K3500	400 V8 CARB	AE-10500	K25 Suburban	454 V8 CARB	AE-10500
K3500	454 V8 CARB	AE-10500	K35	350 V8 CARB	AE-10500
Motorhome	454 V8 4 BBL. - Class A, VIN N, w/3-7/16 inch Tall Filter	AE-10500	K35	400 V8 CARB	AE-10500
P1500	454 V8 CARB	AE-10500	Motorhome	454 V8 4 BBL. - Class A, VIN N, w/3-7/16 inch Tall Filter	AE-10500
P3500	454 V8 CARB	AE-10500	P35	454 V8 CARB	AE-10500
1978 GMC			1976 GMC		
C15	350 V8 CARB	AE-10500	C15	350 V8 CARB	AE-10500
C15	400 V8 CARB	AE-10500	C15	400 V8 CARB	AE-10500
C15	454 V8 CARB	AE-10500	C15	454 V8 CARB	AE-10500
C15 Suburban	350 V8 CARB	AE-10500	C15 Suburban	350 V8 CARB	AE-10500
C15 Suburban	454 V8 CARB	AE-10500	C15 Suburban	454 V8 CARB	AE-10500
C25	350 V8 CARB	AE-10500	C25	350 V8 CARB	AE-10500
C25	400 V8 CARB	AE-10500	C25	400 V8 CARB	AE-10500
C25	454 V8 CARB	AE-10500	C25	454 V8 CARB	AE-10500
C25 Suburban	350 V8 CARB	AE-10500	C25 Suburban	350 V8 CARB	AE-10500
C25 Suburban	400 V8 CARB	AE-10500	C25 Suburban	454 V8 CARB	AE-10500
C25 Suburban	454 V8 CARB	AE-10500	C35	350 V8 CARB	AE-10500
C35	350 V8 CARB	AE-10500	C35	400 V8 CARB	AE-10500
C35	400 V8 CARB	AE-10500	C35	454 V8 CARB	AE-10500
C35	454 V8 CARB	AE-10500	G25 Van	454 V8 CARB	AE-10500
Caballero	350 V8 CARB	AE-10500	G35 Van	454 V8 CARB	AE-10500
Jimmy	350 V8 CARB	AE-10500	Jimmy	350 V8 CARB	AE-10500
Jimmy	400 V8 CARB	AE-10500	Jimmy	400 V8 CARB	AE-10500
K15	350 V8 CARB	AE-10500	Jimmy	454 V8 CARB	AE-10500
K15	400 V8 CARB	AE-10500	K15	350 V8 CARB	AE-10500
K15 Suburban	350 V8 CARB	AE-10500	K15	400 V8 CARB	AE-10500
K15 Suburban	400 V8 CARB	AE-10500	K15	454 V8 CARB	AE-10500
K25	350 V8 CARB	AE-10500	K15 Suburban	350 V8 CARB	AE-10500
K25	400 V8 CARB	AE-10500	K15 Suburban	400 V8 CARB	AE-10500
K25	454 V8 CARB	AE-10500	K25	350 V8 CARB	AE-10500
K25 Suburban	350 V8 CARB	AE-10500	K25	400 V8 CARB	AE-10500
K25 Suburban	400 V8 CARB	AE-10500	K25	454 V8 CARB	AE-10500
K35	350 V8 CARB	AE-10500	K25 Suburban	350 V8 CARB	AE-10500
K35	400 V8 CARB	AE-10500	K25 Suburban	400 V8 CARB	AE-10500
Motorhome	454 V8 4 BBL. - Class A, VIN N, w/3-7/16 inch Tall Filter	AE-10500	Motorhome	454 V8 4 BBL. - Class A, VIN N, w/3-7/16 inch Tall Filter	AE-10500
P35	350 V8 CARB	AE-10500	Motorhome	455 V8 4 BBL. - Class C	AE-10650
P35	454 V8 CARB	AE-10500	P35	350 V8 CARB	AE-10500
1977 GMC			1975 GMC		
C15	350 V8 CARB	AE-10500	C15	350 V8 4 BBL.	AE-10500
C15	454 V8 CARB	AE-10500	C15	454 V8 CARB	AE-10500
C15 Suburban	350 V8 CARB	AE-10500	C15 Suburban	350 V8 4 BBL.	AE-10500
C15 Suburban	454 V8 CARB	AE-10500			

*Indicates 2 filters required ♦ Intake system available - see page 26



DRYFLOW® REPLACEMENT AIR FILTERS

GMC

Vehicle	Engine Type	Air Filter
1975 GMC		
C15 Suburban	454 V8 CARB	AE-10500
C25	350 V8 4 BBL.	AE-10500
C25	454 V8 CARB	AE-10500
C25 Suburban	350 V8 4 BBL.	AE-10500
C25 Suburban	454 V8 CARB	AE-10500
C35	350 V8 4 BBL.	AE-10500
C35	454 V8 CARB	AE-10500
G25 Van	454 V8 CARB	AE-10500
Jimmy	350 V8 4 BBL.	AE-10500
Jimmy	400 V8 CARB	AE-10500
K15	350 V8 4 BBL.	AE-10500
K15	400 V8 CARB	AE-10500
K15 Suburban	350 V8 4 BBL.	AE-10500
K15 Suburban	400 V8 CARB	AE-10500
K25	350 V8 4 BBL.	AE-10500
K25	400 V8 CARB	AE-10500
K25 Suburban	350 V8 4 BBL.	AE-10500
K25 Suburban	400 V8 CARB	AE-10500
Motorhome	454 V8 4 BBL. - Class A, VIN N, w/3-7/16 inch Tall Filter	AE-10500
Motorhome	455 V8 4 BBL. - Class C	AE-10650
P35	454 V8 CARB	AE-10500

Vehicle	Engine Type	Air Filter
1974 GMC		
C15/C1500 Pickup	350 V8 4 BBL.	AE-10500
C15/C1500 Pickup	454 V8 CARB	AE-10500
C15/C1500 Suburban	350 V8 4 BBL.	AE-10500
C15/C1500 Suburban	454 V8 CARB	AE-10500
C25/C2500 Pickup	350 V8 4 BBL.	AE-10500
C25/C2500 Pickup	454 V8 CARB	AE-10500
C25/C2500 Suburban	350 V8 4 BBL.	AE-10500
C25/C2500 Suburban	454 V8 CARB	AE-10500
C35/C3500 Pickup	350 V8 4 BBL.	AE-10500
C35/C3500 Pickup	454 V8 CARB	AE-10500
G35/G3500 Van	454 V8 CARB	AE-10500
K15/K1500 Pickup	350 V8 4 BBL.	AE-10500
K15/K1500 Pickup	454 V8 CARB	AE-10500
K15/K1500 Suburban	350 V8 4 BBL.	AE-10500
K25/K2500 Pickup	350 V8 4 BBL.	AE-10500
K25/K2500 Pickup	454 V8 CARB	AE-10500
K25/K2500 Suburban	350 V8 4 BBL.	AE-10500
K35/K3500 Pickup	350 V8 4 BBL.	AE-10500
K35/K3500 Pickup	454 V8 CARB	AE-10500
Motorhome	400 V8 4 BBL. - Class C	AE-10500
Motorhome	454 V8 4 BBL. - Class A, VIN N, w/3-7/16 inch Tall Filter	AE-10500
P25/P2500 Van	350 V8 CARB	AE-10500
P35/P3500 Van	350 V8 CARB	AE-10500
P35/P3500 Van	454 V8 CARB	AE-10500

Vehicle	Engine Type	Air Filter
1973 GMC		
C15/C1500 Pickup	350 V8 CARB	AE-10500
C15/C1500 Pickup	454 V8 CARB	AE-10500
C15/C1500 Suburban	350 V8 CARB	AE-10500
C15/C1500 Suburban	454 V8 CARB	AE-10500
C25/C2500 Pickup	350 V8 CARB	AE-10500
C25/C2500 Pickup	454 V8 CARB	AE-10500
C25/C2500 Suburban	350 V8 CARB	AE-10500
C25/C2500 Suburban	454 V8 CARB	AE-10500
C35/C3500 Pickup	350 V8 CARB	AE-10500
C35/C3500 Pickup	454 V8 CARB	AE-10500
G15/G1500 Van	350 V8 CARB - w/12 in OD Filter	AE-10500
G25/G2500 Van	350 V8 CARB - w/12 in OD Filter	AE-10500
G35/G3500 Van	350 V8 CARB - w/12 in OD Filter	AE-10500
G35/G3500 Van	454 V8 CARB	AE-10500

Vehicle	Engine Type	Air Filter
1973 GMC		
Jimmy	350 V8 CARB	AE-10500
Jimmy	454 V8 CARB	AE-10500
K15/K1500 Pickup	350 V8 CARB	AE-10500
K15/K1500 Pickup	454 V8 CARB	AE-10500
K15/K1500 Suburban	350 V8 4 BBL.	AE-10500
K15/K1500 Suburban	454 V8 CARB	AE-10500
K25/K2500 Pickup	350 V8 CARB	AE-10500
K25/K2500 Pickup	454 V8 CARB	AE-10500
K25/K2500 Suburban	350 V8 4 BBL.	AE-10500
K25/K2500 Suburban	454 V8 CARB	AE-10500
K35/K3500 Pickup	350 V8 4 BBL.	AE-10500
K35/K3500 Pickup	454 V8 CARB	AE-10500
Motorhome	350 V8 4 BBL. - Class C, Heavy Duty Filter	AE-10500
Motorhome	400 V8 4 BBL. - Class C	AE-10500
Motorhome	454 V8 4 BBL. - Class A, VIN N, w/3-7/16 inch Tall Filter	AE-10500
P25/P2500 Van	350 V8 CARB - w/12 in OD Filter	AE-10500
P35/P3500 Van	350 V8 CARB - w/12 in OD Filter	AE-10500
P35/P3500 Van	454 V8 CARB	AE-10500

Vehicle	Engine Type	Air Filter
1972 GMC		
C15/C1500 Pickup	350 V8 4 BBL.	AE-10500
C15/C1500 Suburban	350 V8 4 BBL.	AE-10500
C15/C1500 Suburban	402 V8 CARB	AE-10500
C25/C2500 Pickup	350 V8 CARB	AE-10500
C25/C2500 Pickup	402 V8 CARB	AE-10500
C25/C2500 Suburban	350 V8 4 BBL.	AE-10500
C25/C2500 Suburban	402 V8 CARB	AE-10500
C35/C3500 Pickup	350 V8 CARB	AE-10500
C35/C3500 Pickup	402 V8 CARB	AE-10500
G15/G1500 Van	350 V8 CARB - w/12 in OD Filter	AE-10500
G25/G2500 Van	350 V8 CARB - w/12 in OD Filter	AE-10500
G35/G3500 Van	350 V8 CARB - w/12 in OD Filter	AE-10500
K15/K1500 Pickup	350 V8 4 BBL.	AE-10500
K15/K1500 Suburban	350 V8 4 BBL.	AE-10500
K15/K1500 Suburban	402 V8 CARB	AE-10500
K25/K2500 Pickup	350 V8 4 BBL.	AE-10500
K25/K2500 Pickup	402 V8 CARB	AE-10500
K25/K2500 Suburban	350 V8 4 BBL.	AE-10500
K25/K2500 Suburban	402 V8 CARB	AE-10500
K35/K3500 Pickup	350 V8 4 BBL.	AE-10500
K35/K3500 Pickup	402 V8 CARB	AE-10500
Motorhome	350 V8 4 BBL. - Class C, Heavy Duty Filter	AE-10500
Motorhome	400 V8 4 BBL. - Class C	AE-10500
Motorhome	403 V8 4 BBL. - Class A Olds, FWD	AE-10650
Motorhome	454 V8 4 BBL. - Class A, VIN N, w/3-7/16 inch Tall Filter	AE-10500
P25/P2500 Van	350 V8 CARB - w/12 in OD Filter	AE-10500
P35/P3500 Van	350 V8 CARB - w/12 in OD Filter	AE-10500

Vehicle	Engine Type	Air Filter
1971 GMC		
C15/C1500 Pickup	350 V8 4 BBL.	AE-10500
C15/C1500 Suburban	350 V8 4 BBL.	AE-10500
C15/C1500 Suburban	402 V8 CARB	AE-10500
C25/C2500 Pickup	350 V8 4 BBL.	AE-10500
C25/C2500 Pickup	402 V8 CARB	AE-10500
C25/C2500 Suburban	350 V8 4 BBL.	AE-10500
C25/C2500 Suburban	402 V8 CARB	AE-10500
C35/C3500 Pickup	350 V8 4 BBL.	AE-10500
C35/C3500 Pickup	402 V8 CARB	AE-10500
K15/K1500 Pickup	350 V8 4 BBL.	AE-10500
K15/K1500 Suburban	350 V8 4 BBL.	AE-10500
K15/K1500 Suburban	402 V8 CARB	AE-10500

*Indicates 2 filters required ♦ Intake system available - see page 26



Vehicle	Engine Type	Air Filter
1971 GMC		
K25/K2500 Pickup	350 V8 4 BBL.	AE-10500
K25/K2500 Suburban	350 V8 4 BBL.	AE-10500
K25/K2500 Suburban	402 V8 CARB	AE-10500
K35/K3500 Pickup	350 V8 4 BBL.	AE-10500
Motorhome	400 V8 4 BBL. - Class C	AE-10500
Motorhome	403 V8 4 BBL. - Class A Olds, FWD	AE-10650

Vehicle	Engine Type	Air Filter
1970 GMC		
C25/C2500 Suburban	350 V8 4 BBL.	AE-10500
K15/K1500 Suburban	350 V8 4 BBL.	AE-10500
K25/K2500 Suburban	350 V8 4 BBL.	AE-10500

Vehicle	Engine Type	Air Filter
1969 GMC		
C15/C1500 Pickup	396 V8 CARB - Hi Perf.	AE-10650
C25/C2500 Pickup	396 V8 CARB - Hi Perf.	AE-10650
C35/C3500 Pickup	396 V8 CARB - Hi Perf.	AE-10650
K15/K1500 Pickup	396 V8 CARB	AE-10650
K25/K2500 Pickup	396 V8 CARB	AE-10650
K35/K3500 Pickup	396 V8 CARB	AE-10650

Vehicle	Engine Type	Air Filter
1968 GMC		
C15/C1500 Pickup	396 V8 CARB - Hi Perf.	AE-10650
C25/C2500 Pickup	396 V8 CARB - Hi Perf.	AE-10650
C35/C3500 Pickup	396 V8 CARB - Hi Perf.	AE-10650
K15/K1500 Pickup	396 V8 CARB - Hi Perf.	AE-10650
K25/K2500 Pickup	396 V8 CARB - Hi Perf.	AE-10650
K35/K3500 Pickup	396 V8 CARB - Hi Perf.	AE-10650

Vehicle	Engine Type	Air Filter
2017 HONDA		
Civic	2.0L L4 F/I	28-50045
Civic IX	1.8L L4 F/I	28-20468
HR-V	1.8L L4 F/I	28-50037
Ridgeline	3.5L V6 F/I	28-50041 ♦

Vehicle	Engine Type	Air Filter
2016 HONDA		
Civic	2.0L L4 F/I	28-50045 ♦
Civic IX	1.8L L4 F/I	28-20468
HR-V	1.8L L4 F/I	28-50037 ♦
Pilot	3.5L V6 F/I	28-50041 ♦

Vehicle	Engine Type	Air Filter
2015 HONDA		
Civic	1.8L L4 F/I	28-20468
Civic IX	1.8L L4 F/I	28-20468
Crosstour	2.4L L4 F/I	28-20402
Jazz	1.2L L4 F/I	28-20422
Jazz	1.4L L4 F/I	28-20422
Pilot	3.5L V6 F/I	28-20309

Vehicle	Engine Type	Air Filter
2014 HONDA		
Civic	1.8L L4 F/I	28-20468 ♦
Civic IX	1.8L L4 F/I	28-20468
Crosstour	2.4L L4 F/I	28-20402
Jazz	1.2L L4 F/I	28-20422
Jazz	1.4L L4 F/I	28-20422
Pilot	3.5L V6 F/I	28-20309

Vehicle	Engine Type	Air Filter
2013 HONDA		
Civic	1.8L L4 F/I	28-20468 ♦
Civic IX	1.8L L4 F/I	28-20468
Crosstour	2.4L L4 F/I	28-20402
Fit	1.5L L4 F/I	28-20422
Jazz	1.2L L4 F/I	28-20422
Jazz	1.4L L4 F/I	28-20422
Pilot	3.5L V6 F/I	28-20309

Vehicle	Engine Type	Air Filter
2012 HONDA		
Accord	2.4L L4 F/I	28-20402

Vehicle	Engine Type	Air Filter
2012 HONDA		
Civic	1.8L L4 F/I	28-20468 ♦
Civic IX	1.8L L4 F/I	28-20468
Crosstour	2.4L L4 F/I	28-20402
Fit	1.5L L4 F/I	28-20422
Jazz	1.2L L4 F/I	28-20422
Jazz	1.4L L4 F/I	28-20422
Pilot	3.5L V6 F/I	28-20309

Vehicle	Engine Type	Air Filter
2011 HONDA		
Accord	2.4L L4 F/I	28-20402
Civic	1.8L L4 F/I	28-20342 ♦
Civic GX	1.8L L4 F/I	28-20342
Civic VIII	1.8L L4 F/I	28-20342
Fit	1.5L L4 F/I	28-20422
Jazz	1.2L L4 F/I	28-20422
Jazz	1.4L L4 F/I	28-20422
Pilot	3.5L V6 F/I	28-20309

Vehicle	Engine Type	Air Filter
2010 HONDA		
Accord	2.4L L4 F/I - US	28-20402
Civic	1.8L L4 F/I	28-20342 ♦
Civic GX	1.8L L4 F/I	28-20342
Civic VIII	1.8L L4 F/I	28-20342
Fit	1.5L L4 F/I	28-20422
FR-V	1.8L L4 F/I	28-20342
Jazz	1.2L L4 F/I	28-20422
Jazz	1.4L L4 F/I	28-20422
Odyssey	3.5L V6 F/I	28-20309
Pilot	3.5L V6 F/I	28-20309

Vehicle	Engine Type	Air Filter
2009 HONDA		
Accord	2.4L L4 F/I - US	28-20402
Civic	1.8L L4 F/I	28-20342 ♦
Civic GX	1.8L L4 F/I	28-20342
Civic VIII	1.8L L4 F/I	28-20342
Fit	1.5L L4 F/I	28-20422
FR-V	1.8L L4 F/I	28-20342
Jazz	1.2L L4 F/I	28-20422
Jazz	1.4L L4 F/I	28-20422
Jazz	1.5L L4 F/I	28-20422
Odyssey	3.5L V6 F/I	28-20309
Pilot	3.5L V6 F/I	28-20309

Vehicle	Engine Type	Air Filter
2008 HONDA		
Accord	2.4L L4 F/I - US	28-20402
Accord VIII	2.0L L4 F/I - Non-US	28-20276
Accord VIII	2.4L L4 F/I - Non-US	28-20276
Civic	1.8L L4 F/I	28-20342 ♦
Civic GX	1.8L L4 F/I	28-20342
Civic VIII	1.8L L4 F/I	28-20342
FR-V	1.8L L4 F/I	28-20342
Odyssey	3.5L V6 F/I	28-20309

Vehicle	Engine Type	Air Filter
2007 HONDA		
Accord	2.4L L4 F/I	28-20276
Accord VIII	2.0L L4 F/I - Non-US	28-20276
Accord VIII	2.4L L4 F/I - Non-US	28-20276
Civic	1.8L L4 F/I	28-20342 ♦
Civic GX	1.8L L4 F/I	28-20342
Civic VIII	1.8L L4 F/I	28-20342
FR-V	1.8L L4 F/I	28-20342
Odyssey	3.5L V6 F/I	28-20309

Vehicle	Engine Type	Air Filter
2006 HONDA		
Accord	2.4L L4 F/I	28-20276
Accord VIII	2.0L L4 F/I - Non-US	28-20276

*Indicates 2 filters required ♦ Intake system available - see page 26



DRYFLOW® REPLACEMENT AIR FILTERS

HONDA

Vehicle	Engine Type	Air Filter
2006 HONDA		
Accord VIII	2.4L L4 F/I - Non-US	28-20276
Civic	1.8L L4 F/I	28-20342 ♦
Civic GX	1.8L L4 F/I	28-20342
Civic VIII	1.8L L4 F/I	28-20342
Odyssey	3.5L V6 F/I	28-20309

2005 HONDA		
Accord	2.4L L4 F/I	28-20276
Accord VIII	2.0L L4 F/I - Non-US	28-20276
Accord VIII	2.4L L4 F/I - Non-US	28-20276
Civic VIII	1.8L L4 F/I	28-20342
Odyssey	3.5L V6 F/I	28-20309

2004 HONDA		
Accord	2.4L L4 F/I	28-20276 ♦
Accord VIII	2.0L L4 F/I - Non-US	28-20276
Accord VIII	2.4L L4 F/I - Non-US	28-20276

2003 HONDA		
Accord	2.4L L4 F/I	28-20276 ♦
Accord VIII	2.0L L4 F/I - Non-US	28-20276
Accord VIII	2.4L L4 F/I - Non-US	28-20276

2010 HUMMER		
H3	3.7L L5 F/I	28-20408
H3	5.3L V8 F/I	28-20408
H3T	3.7L L5 F/I	28-20408
H3T	5.3L V8 F/I	28-20408

2009 HUMMER		
H3	3.7L L5 F/I	28-20408
H3	5.3L V8 F/I	28-20408
H3T	3.7L L5 F/I	28-20408
H3T	5.3L V8 F/I	28-20408

2008 HUMMER		
H3	3.5L L5 F/I	28-20408
H3	3.7L L5 F/I	28-20408
H3	5.3L V8 F/I	28-20408

2007 HUMMER		
H3	3.5L L5 F/I	AE-07073
H3	3.7L L5 F/I	AE-07073

2006 HUMMER		
H3	3.5L L5 F/I	AE-07073 ♦

2005 HUMMER		
H3	3.5L L5 F/I	AE-07073

2017 HYUNDAI		
i40	1.6L L4 F/I	28-20451
i40	1.7L L4 DSL	28-20451
i40	2.0L L4 F/I	28-20451
Veloster	1.6L L4 F/I	28-20472

2016 HYUNDAI		
Accent	1.6L L4 F/I	28-20472
Azera	3.3L V6 F/I	28-20448
Elantra	1.8L L4 F/I	28-20451 ♦
Elantra	2.0L L4 F/I	28-20451 ♦
Elantra GT	2.0L L4 F/I	28-20451
I30	1.4L L4 F/I	28-20451
I30	1.6L L4 F/I - Exc. Turbo	28-20451
I30	1.8L L4 F/I	28-20451
i40	1.6L L4 F/I	28-20451
i40	1.7L L4 DSL	28-20451
i40	2.0L L4 F/I	28-20451
iX20	1.4L L4 DSL	28-20960

Vehicle	Engine Type	Air Filter
2016 HYUNDAI		
iX20	1.6L L4 DSL	28-20960
iX20	1.6L L4 F/I	28-20960
Veloster	1.6L L4 F/I	28-20472 ♦
Veloster Turbo	1.6L L4 F/I	28-20472 ♦

2015 HYUNDAI		
Accent	1.6L L4 F/I	28-20472
Accent IV	1.4L L4 F/I	28-20472
Azera	3.3L V6 F/I	28-20448
Elantra	1.8L L4 F/I	28-20451 ♦
Elantra	2.0L L4 F/I	28-20451 ♦
Elantra GT	2.0L L4 F/I	28-20451
I30	1.4L L4 F/I	28-20451
I30	1.6L L4 F/I - Exc. Turbo	28-20451
I30	1.8L L4 F/I	28-20451
i40	1.6L L4 F/I	28-20451
i40	1.7L L4 DSL	28-20451
i40	2.0L L4 F/I	28-20451
iX20	1.4L L4 DSL	28-20960
iX20	1.4L L4 F/I	28-20960
iX20	1.6L L4 DSL	28-20960
iX20	1.6L L4 F/I	28-20960
Sonata Hybrid	2.4L L4 F/I	28-20448
Tucson	2.4L L4 F/I	28-20451
Veloster	1.6L L4 F/I	28-20472 ♦
Veloster Turbo	1.6L L4 F/I	28-20472 ♦

2014 HYUNDAI		
Accent	1.6L L4 F/I	28-20472
Accent IV	1.4L L4 F/I	28-20472
Azera	3.3L V6 F/I	28-20448
Elantra	1.8L L4 F/I	28-20451 ♦
Elantra	2.0L L4 F/I	28-20451 ♦
Elantra Coupe	1.8L L4 F/I	28-20451
Elantra Coupe	2.0L L4 F/I	28-20451
Elantra GT	2.0L L4 F/I	28-20451
i20	1.1L L3 DSL	28-20960
i20	1.2L L4 F/I	28-20960
i20	1.4L L4 F/I	28-20960
I30	1.4L L4 F/I	28-20451
I30	1.6L L4 F/I	28-20451
I30	1.8L L4 F/I	28-20451
i40	1.6L L4 F/I	28-20451
i40	1.7L L4 DSL	28-20451
i40	2.0L L4 F/I	28-20451
iX20	1.4L L4 DSL	28-20960
iX20	1.4L L4 F/I	28-20960
iX20	1.6L L4 F/I	28-20960
ix35	1.6L L4 F/I	28-20451
ix35	1.7L L4 DSL	28-20451
ix35	2.0L L4 DSL	28-20451
ix35	2.0L L4 F/I	28-20451
Sonata	2.0L L4 F/I	28-20448
Sonata	2.4L L4 F/I	28-20448 ♦
Sonata Hybrid	2.4L L4 F/I	28-20448
Tucson	2.0L L4 F/I	28-20451
Tucson	2.4L L4 F/I	28-20451
Veloster	1.6L L4 F/I	28-20472 ♦
Veloster Turbo	1.6L L4 F/I	28-20472 ♦

2013 HYUNDAI		
Accent	1.6L L4 F/I	28-20472
Accent IV	1.4L L4 F/I	28-20472
Azera	3.3L V6 F/I	28-20448
Elantra	1.8L L4 F/I	28-20451 ♦

*Indicates 2 filters required ♦ Intake system available - see page 26



Vehicle	Engine Type	Air Filter
2013 HYUNDAI		
Elantra Coupe	1.8L L4 F/I	28-20451 ♦
Elantra GT	1.8L L4 F/I	28-20451 ♦
i20	1.1L L3 DSL	28-20960
i20	1.2L L4 F/I	28-20960
i20	1.4L L4 F/I	28-20960
i30	1.4L L4 F/I	28-20451
i30	1.6L L4 F/I	28-20451
i30	1.8L L4 F/I	28-20451
i40	1.6L L4 F/I	28-20451
i40	1.7L L4 DSL	28-20451
i40	2.0L L4 F/I	28-20451
iX20	1.4L L4 DSL	28-20960
iX20	1.4L L4 F/I	28-20960
iX20	1.6L L4 F/I	28-20960
ix35	1.6L L4 F/I	28-20451
ix35	1.7L L4 DSL	28-20451
ix35	2.0L L4 DSL	28-20451
ix35	2.0L L4 F/I	28-20451
Sonata	2.0L L4 F/I	28-20448
Sonata	2.4L L4 F/I	28-20448 ♦
Sonata Hybrid	2.4L L4 F/I	28-20448
Tucson	2.0L L4 F/I	28-20451
Tucson	2.4L L4 F/I	28-20451
Veloster	1.6L L4 F/I	28-20472 ♦
Veloster Turbo	1.6L L4 F/I	28-20472 ♦

2012 HYUNDAI		
Accent	1.6L L4 F/I	28-20472
Accent IV	1.4L L4 F/I	28-20472
Azera	3.3L V6 F/I	28-20448
Elantra	1.8L L4 F/I	28-20451 ♦
Elantra	2.0L L4 F/I	28-20380 ♦
Genesis Coupe	2.0L L4 F/I	28-20958 ♦
Genesis Coupe	3.8L V6 F/I	28-20958 ♦
i20	1.1L L3 DSL	28-20960
i20	1.2L L4 F/I	28-20960
i20	1.4L L4 DSL	28-20960
i20	1.4L L4 F/I	28-20960
i30	1.4L L4 F/I - from 3/12	28-20451
i30	1.4L L4 F/I - to 2/12	28-20380
i30	1.6L L4 F/I - from 3/12	28-20451
i30	1.6L L4 F/I - to 2/12	28-20380
i30	1.8L L4 F/I	28-20451
i40	1.6L L4 F/I	28-20451
i40	1.7L L4 DSL	28-20451
i40	2.0L L4 F/I	28-20451
iX20	1.4L L4 DSL	28-20960
iX20	1.4L L4 F/I	28-20960
iX20	1.6L L4 F/I	28-20960
ix35	1.6L L4 F/I	28-20451
ix35	1.7L L4 DSL	28-20451
ix35	2.0L L4 DSL	28-20451
ix35	2.0L L4 F/I	28-20451
Santa Fe	2.4L L4 F/I	28-20448
Santa Fe	3.5L V6 F/I	28-20448
Sonata	2.0L L4 F/I	28-20448
Sonata	2.4L L4 F/I	28-20448 ♦
Sonata Hybrid	2.4L L4 F/I	28-20448
Tucson	2.0L L4 F/I	28-20451
Tucson	2.4L L4 F/I	28-20451
Veloster	1.6L L4 F/I	28-20472 ♦

2011 HYUNDAI		
Accent IV	1.4L L4 F/I	28-20472

Vehicle	Engine Type	Air Filter
2011 HYUNDAI		
Elantra	1.8L L4 F/I	28-20451 ♦
Elantra	2.0L L4 F/I	28-20380 ♦
Genesis Coupe	2.0L L4 F/I	28-20958 ♦
Genesis Coupe	3.8L V6 F/I	28-20958 ♦
i20	1.2L L4 F/I	28-20960
i20	1.4L L4 DSL	28-20960
i20	1.4L L4 F/I	28-20960
i30	1.4L L4 F/I	28-20380
i30	1.6L L4 DSL	28-20380
i30	1.6L L4 F/I	28-20380
i40	1.6L L4 F/I	28-20451
i40	1.7L L4 DSL	28-20451
i40	2.0L L4 F/I	28-20451
iX20	1.4L L4 DSL	28-20960
iX20	1.4L L4 F/I	28-20960
iX20	1.6L L4 F/I	28-20960
ix35	1.6L L4 F/I	28-20451
ix35	1.7L L4 DSL	28-20451
ix35	2.0L L4 DSL	28-20451
ix35	2.0L L4 F/I	28-20451
Santa Fe	2.4L L4 F/I	28-20448
Santa Fe	3.5L V6 F/I	28-20448
Sonata	2.0L L4 F/I	28-20448
Sonata	2.4L L4 F/I	28-20448 ♦
Sonata Hybrid	2.4L L4 F/I	28-20448
Tucson	2.0L L4 F/I	28-20451
Tucson	2.4L L4 F/I	28-20451
Veloster	1.6L L4 F/I	28-20472

2010 HYUNDAI		
Elantra	2.0L L4 F/I	28-20380
Genesis Coupe	2.0L L4 F/I	28-20958 ♦
Genesis Coupe	3.8L V6 F/I	28-20958 ♦
i20	1.2L L4 F/I	28-20960
i20	1.4L L4 DSL	28-20960
i20	1.4L L4 F/I	28-20960
i20	1.6L L4 DSL	28-20960
i20	1.6L L4 F/I	28-20960
i20	1.4L L4 F/I	28-20380
i30	1.6L L4 DSL	28-20380
i30	1.6L L4 F/I	28-20380
i30	2.0L L4 DSL	28-20380
i30	2.0L L4 F/I	28-20380
iX20	1.4L L4 DSL	28-20960
iX20	1.4L L4 F/I	28-20960
iX20	1.6L L4 F/I	28-20960
ix35	1.6L L4 F/I	28-20451
ix35	2.0L L4 DSL	28-20451
ix35	2.0L L4 F/I	28-20451
Santa Fe	2.4L L4 F/I	28-20448
Santa Fe	3.5L V6 F/I	28-20448
Tucson	2.4L L4 F/I	28-20451

2009 HYUNDAI		
Elantra	2.0L L4 F/I	28-20380
Genesis Coupe	2.0L L4 F/I	28-20958
Genesis Coupe	3.8L V6 F/I	28-20958
i20	1.2L L4 F/I	28-20960
i20	1.4L L4 DSL	28-20960
i20	1.4L L4 F/I	28-20960
i20	1.6L L4 DSL	28-20960
i20	1.6L L4 F/I	28-20960
i20	1.4L L4 F/I	28-20380
i30	1.6L L4 DSL	28-20380

*Indicates 2 filters required ♦ Intake system available - see page 26



DRYFLOW® REPLACEMENT AIR FILTERS

HYUNDAI

Vehicle	Engine Type	Air Filter
2009 HYUNDAI		
I30	1.6L L4 F/I	28-20380
I30	2.0L L4 DSL	28-20380
I30	2.0L L4 F/I	28-20380
2008 HYUNDAI		
Elantra	2.0L L4 F/I	28-20380
Genesis Coupe	2.0L L4 F/I	28-20958
Genesis Coupe	3.8L V6 F/I	28-20958
i20	1.2L L4 F/I	28-20960
i20	1.4L L4 DSL	28-20960
i20	1.4L L4 F/I	28-20960
i20	1.6L L4 DSL	28-20960
i20	1.6L L4 F/I	28-20960
I30	1.4L L4 F/I	28-20380
I30	1.6L L4 DSL	28-20380
I30	1.6L L4 F/I	28-20380
I30	2.0L L4 DSL	28-20380
I30	2.0L L4 F/I	28-20380
Trajet	2.0L L4 DSL	28-20188
Trajet	2.0L L4 F/I	28-20188
Trajet	2.7L V6 F/I	28-20188
2007 HYUNDAI		
Elantra	2.0L L4 F/I - US	28-20380
I30	1.4L L4 F/I	28-20380
I30	1.6L L4 DSL	28-20380
I30	1.6L L4 F/I	28-20380
I30	2.0L L4 DSL	28-20380
I30	2.0L L4 F/I	28-20380
Trajet	2.0L L4 DSL	28-20188
Trajet	2.0L L4 F/I	28-20188
Trajet	2.7L V6 F/I	28-20188
2006 HYUNDAI		
Trajet	2.0L L4 DSL	28-20188
Trajet	2.0L L4 F/I	28-20188
Trajet	2.7L V6 F/I	28-20188
2005 HYUNDAI		
Sonata	2.4L L4 F/I	28-20188
Sonata	2.7L V6 F/I	28-20188
Sonata IV	2.0L L4 F/I	28-20188
Trajet	2.0L L4 DSL	28-20188
Trajet	2.0L L4 F/I	28-20188
Trajet	2.7L V6 F/I	28-20188
2004 HYUNDAI		
Magentis	2.0L L4 F/I	28-20188
Magentis	2.5L V6 F/I	28-20188
Sonata	2.4L L4 F/I	28-20188
Sonata	2.7L V6 F/I	28-20188
Sonata IV	2.0L L4 F/I	28-20188
Sonata IV	2.7L V6 F/I	28-20188
Trajet	2.0L L4 DSL	28-20188
Trajet	2.0L L4 F/I	28-20188
Trajet	2.7L V6 F/I	28-20188
2003 HYUNDAI		
Magentis	2.0L L4 F/I	28-20188
Magentis	2.5L V6 F/I	28-20188
Sonata	2.4L L4 F/I	28-20188
Sonata	2.7L V6 F/I	28-20188
Sonata IV	2.0L L4 F/I	28-20188
Sonata IV	2.7L V6 F/I	28-20188
Trajet	2.0L L4 DSL	28-20188
Trajet	2.0L L4 F/I	28-20188

Vehicle	Engine Type	Air Filter
2003 HYUNDAI		
Trajet	2.7L V6 F/I	28-20188
XG	2.5L V6 F/I	28-20188
2002 HYUNDAI		
Magentis	2.0L L4 F/I	28-20188
Magentis	2.5L V6 F/I	28-20188
Sonata	2.4L L4 F/I	28-20188
Sonata	2.7L V6 F/I	28-20188
Sonata IV	2.0L L4 F/I	28-20188
Sonata IV	2.7L V6 F/I	28-20188
Trajet	2.0L L4 DSL	28-20188
Trajet	2.0L L4 F/I	28-20188
Trajet	2.7L V6 F/I	28-20188
XG	2.5L V6 F/I	28-20188
2001 HYUNDAI		
Magentis	2.0L L4 F/I	28-20188
Magentis	2.5L V6 F/I	28-20188
Sonata	2.4L L4 F/I	28-20188
Sonata	2.5L V6 F/I	28-20188
Sonata III	2.0L L4 F/I	28-20188
Sonata III	2.5L V6 F/I	28-20188
Sonata IV	2.0L L4 F/I	28-20188
Sonata IV	2.7L V6 F/I	28-20188
Trajet	2.0L L4 DSL	28-20188
Trajet	2.0L L4 F/I	28-20188
Trajet	2.7L V6 F/I	28-20188
XG	2.5L V6 F/I	28-20188
2000 HYUNDAI		
Sonata	2.4L L4 F/I	28-20188
Sonata	2.5L V6 F/I	28-20188
Sonata III	2.0L L4 F/I	28-20188
Sonata III	2.5L V6 F/I	28-20188
Trajet	2.0L L4 F/I	28-20188
Trajet	2.7L V6 F/I	28-20188
XG	2.5L V6 F/I	28-20188
1999 HYUNDAI		
Sonata	2.4L L4 F/I	28-20188
Sonata	2.5L V6 F/I	28-20188
Sonata III	2.0L L4 F/I	28-20188
Sonata III	2.5L V6 F/I	28-20188
XG	2.5L V6 F/I	28-20188
1998 HYUNDAI		
Sonata III	2.0L L4 F/I	28-20188
Sonata III	2.5L V6 F/I	28-20188
XG	2.5L V6 F/I	28-20188
2016 INFINITI		
QX60	3.5L V6 F/I	28-20031
2015 INFINITI		
QX60	3.5L V6 F/I	28-20031
2014 INFINITI		
QX60	3.5L V6 F/I	28-20031
2013 INFINITI		
JX35	3.5L V6 F/I	28-20031
2010 INFINITI		
QX56	5.6L V8 F/I	28-20286 ♦
2009 INFINITI		
QX56	5.6L V8 F/I	28-20286 ♦

*Indicates 2 filters required ♦ Intake system available - see page 26



Vehicle	Engine Type	Air Filter
2008 INFINITI		
FX35	3.5L V6 F/I	28-20031
QX56	5.6L V8 F/I	28-20286 ♦
2007 INFINITI		
FX35	3.5L V6 F/I	28-20031
G35	3.5L V6 F/I - Coupe	28-20031
QX56	5.6L V8 F/I	28-20286 ♦
2006 INFINITI		
FX35	3.5L V6 F/I	28-20031
G35	3.5L V6 F/I	28-20031 ♦
QX56	5.6L V8 F/I	28-20286 ♦
2005 INFINITI		
FX35	3.5L V6 F/I	28-20031
G35	3.5L V6 F/I	28-20031 ♦
QX56	5.6L V8 F/I	28-20286 ♦
2004 INFINITI		
FX35	3.5L V6 F/I	28-20031
G35	3.5L V6 F/I	28-20031 ♦
I35	3.5L V6 F/I	28-20031
QX56	5.6L V8 F/I	28-20286 ♦
2003 INFINITI		
FX35	3.5L V6 F/I	28-20031
G35	3.5L V6 F/I	28-20031 ♦
I35	3.5L V6 F/I	28-20031
QX4	3.5L V6 F/I	28-20031
2002 INFINITI		
G20	2.0L L4 F/I	28-20031
I35	3.5L V6 F/I	28-20031
QX4	3.5L V6 F/I	28-20031
2001 INFINITI		
G20	2.0L L4 F/I	28-20031
I30	3.0L V6 F/I	28-20031
Q45	4.1L V8 F/I	28-20031
QX4	3.5L V6 F/I	28-20031
2000 INFINITI		
G20	2.0L L4 F/I	28-20031
I30	3.0L V6 F/I	28-20031
QX4	3.3L V6 F/I	28-20031
1999 INFINITI		
G20	2.0L L4 F/I	28-20031
I30	3.0L V6 F/I	28-20031
QX4	3.3L V6 F/I	28-20031
1998 INFINITI		
I30	3.0L V6 F/I	28-20031
QX4	3.3L V6 F/I	28-20031
1997 INFINITI		
I30	3.0L V6 F/I	28-20031
J30	3.0L V6 F/I	28-20031
QX4	3.3L V6 F/I	28-20031
1996 INFINITI		
G20	2.0L L4 F/I	28-20031
I30	3.0L V6 F/I	28-20031
J30	3.0L V6 F/I	28-20031
1995 INFINITI		
G20	2.0L L4 F/I	28-20031
J30	3.0L V6 F/I	28-20031

Vehicle	Engine Type	Air Filter
1994 INFINITI		
G20	2.0L L4 F/I	28-20031
J30	3.0L V6 F/I	28-20031
1993 INFINITI		
G20	2.0L L4 F/I	28-20031
J30	3.0L V6 F/I	28-20031
1992 INFINITI		
G20	2.0L L4 F/I	28-20031
M30	3.0L V6 F/I	28-20031
1991 INFINITI		
G20	2.0L L4 F/I	28-20031
M30	3.0L V6 F/I	28-20031
1990 INFINITI		
M30	3.0L V6 F/I	28-20031
2008 ISUZU		
Ascender	4.2L L6 F/I	AE-10009
2007 ISUZU		
Ascender	4.2L L6 F/I	AE-10009
i-280	2.8L L4 F/I	AE-07073
i-290	2.9L L4 F/I	AE-07073 ♦
i-370	3.7L L5 F/I	AE-07073
2006 ISUZU		
Ascender	4.2L L6 F/I	AE-10009
Ascender	5.3L V8 F/I	AE-10009
i-280	2.8L L4 F/I	AE-07073 ♦
I350	3.5L L5 F/I	AE-07073
2005 ISUZU		
Ascender	4.2L L6 F/I	AE-10009
Ascender	5.3L V8 F/I	AE-10009
2004 ISUZU		
Ascender	4.2L L6 F/I	AE-10009
Ascender	5.3L V8 F/I	AE-10009
2003 ISUZU		
Ascender	4.2L L6 F/I	AE-10009
Ascender	5.3L V8 F/I	AE-10009
2000 ISUZU		
Hombre	2.2L L4 F/I	28-20042
Hombre	4.3L V6 F/I	28-20042
1999 ISUZU		
Hombre	2.2L L4 F/I	28-20042
Hombre	4.3L V6 F/I	28-20042
1998 ISUZU		
Hombre	2.2L L4 F/I	28-20042
Hombre	4.3L V6 F/I	28-20042
1997 ISUZU		
Hombre	2.2L L4 F/I	28-20042
Hombre	4.3L V6 F/I	28-20042
1996 ISUZU		
Hombre	2.2L L4 F/I	28-20042
1985 ISUZU		
Gemini	1.5L DSL - Turbo	28-20031
Gemini	1.7L DSL - Turbo	28-20031
2017 JEEP		
Grand Cherokee	3.6L V6 F/I	28-20457
Grand Cherokee	5.7L V8 F/I	28-20457
Grand Cherokee	6.4L V8 F/I	28-20457

*Indicates 2 filters required ♦ Intake system available - see page 26



DRYFLOW® REPLACEMENT AIR FILTERS

JEEP

Vehicle	Engine Type	Air Filter
2017 JEEP		
Wrangler	3.6L V6 F/I	28-20364
2016 JEEP		
Grand Cherokee	3.6L V6 F/I	28-20457
Grand Cherokee	5.7L V8 F/I	28-20457
Grand Cherokee	6.4L V8 F/I	28-20457
Wrangler	3.6L V6 F/I	28-20364 ♦
2015 JEEP		
Grand Cherokee	3.6L V6 F/I	28-20457 ♦
Grand Cherokee	5.7L V8 F/I	28-20457
Grand Cherokee	6.4L V8 F/I	28-20457
Wrangler	3.6L V6 F/I	28-20364 ♦
2014 JEEP		
Grand Cherokee	3.6L V6 F/I	28-20457 ♦
Grand Cherokee	5.7L V8 F/I	28-20457 ♦
Grand Cherokee	6.4L V8 F/I	28-20457
Wrangler	3.6L V6 F/I	28-20364 ♦
2013 JEEP		
Grand Cherokee	3.6L V6 F/I	28-20457 ♦
Grand Cherokee	5.7L V8 F/I	28-20457 ♦
Grand Cherokee	6.4L V8 F/I	28-20457
Wrangler	3.6L V6 F/I	28-20364 ♦
2012 JEEP		
Grand Cherokee	3.6L V6 F/I	28-20457 ♦
Grand Cherokee	5.7L V8 F/I	28-20457 ♦
Grand Cherokee	6.4L V8 F/I	28-20457
Wrangler	3.6L V6 F/I	28-20364 ♦
Wrangler	3.8L V6 F/I	28-20364
2011 JEEP		
Grand Cherokee	3.6L V6 F/I	28-20457 ♦
Grand Cherokee	5.7L V8 F/I	28-20457 ♦
Wrangler	3.8L V6 F/I	28-20364 ♦
2010 JEEP		
Commander	3.7L V6 F/I	28-20233
Commander	5.7L V8 F/I	28-20233
Grand Cherokee	3.7L V6 F/I	28-20233
Grand Cherokee	5.7L V8 F/I	28-20233
Grand Cherokee	6.1L V8 F/I	28-20233
Wrangler	3.8L V6 F/I	28-20364 ♦
2009 JEEP		
Commander	3.7L V6 F/I	28-20233
Commander	4.7L V8 F/I	28-20233
Commander	5.7L V8 F/I	28-20233
Grand Cherokee	3.7L V6 F/I	28-20233
Grand Cherokee	4.7L V8 F/I	28-20233
Grand Cherokee	5.7L V8 F/I	28-20233
Grand Cherokee	6.1L V8 F/I	28-20233
Wrangler	3.8L V6 F/I	28-20364 ♦
2008 JEEP		
Commander	3.7L V6 F/I	28-20233
Commander	4.7L V8 F/I	28-20233
Commander	5.7L V8 F/I	28-20233
Grand Cherokee	3.7L V6 F/I	28-20233
Grand Cherokee	4.7L V8 F/I	28-20233
Grand Cherokee	5.7L V8 F/I	28-20233
Grand Cherokee	6.1L V8 F/I	28-20233
Grand Cherokee III	3.7L V6 F/I	28-20233
Grand Cherokee III	4.7L V8 F/I	28-20233
Grand Cherokee III	5.7L V8 F/I	28-20233
Grand Cherokee III	6.1L V8 F/I	28-20233

Vehicle	Engine Type	Air Filter
2008 JEEP		
Wrangler	3.8L V6 F/I	28-20364 ♦
Wrangler II	3.8L V6 F/I	28-20364
2007 JEEP		
Commander	3.7L V6 F/I	28-20233
Commander	4.7L V8 F/I	28-20233
Commander	5.7L V8 F/I	28-20233
Grand Cherokee	3.0L V6 DSL	28-20233
Grand Cherokee	3.7L V6 F/I	28-20233
Grand Cherokee	4.7L V8 F/I	28-20233
Grand Cherokee	5.7L V8 F/I	28-20233
Grand Cherokee	6.1L V8 F/I	28-20233
Grand Cherokee III	3.0L V6 DSL	28-20233
Grand Cherokee III	3.7L V6 F/I	28-20233
Grand Cherokee III	4.7L V8 F/I	28-20233
Grand Cherokee III	5.7L V8 F/I	28-20233
Grand Cherokee III	6.1L V8 F/I	28-20233
Liberty	2.8L L4 DSL	28-20233
Liberty	3.7L V6 F/I	28-20233
Wrangler	3.8L V6 F/I	28-20364 ♦
Wrangler II	3.8L V6 F/I	28-20364
2006 JEEP		
Commander	3.7L V6 F/I	28-20233
Commander	4.7L V8 F/I	28-20233 ♦
Commander	5.7L V8 F/I	28-20233 ♦
Grand Cherokee	3.7L V6 F/I	28-20233
Grand Cherokee	4.7L V8 F/I	28-20233
Grand Cherokee	5.7L V8 F/I	28-20233 ♦
Grand Cherokee	6.1L V8 F/I	28-20233
Grand Cherokee III	3.0L V6 DSL	28-20233
Grand Cherokee III	3.7L V6 F/I	28-20233
Grand Cherokee III	4.7L V8 F/I	28-20233
Grand Cherokee III	5.7L V8 F/I	28-20233
Grand Cherokee III	6.1L V8 F/I	28-20233
Liberty	2.8L L4 DSL	28-20233
Liberty	3.7L V6 F/I	28-20233 ♦
TJ	4.0L L6 F/I	28-20114
Wrangler	4.0L L6 F/I	28-20114 ♦
Wrangler II	4.0L L6 F/I	28-20114
2005 JEEP		
Cherokee	2.5L L4 DSL	28-20233
Grand Cherokee	3.7L V6 F/I	28-20233
Grand Cherokee	4.7L V8 F/I	28-20233
Grand Cherokee	5.7L V8 F/I	28-20233 ♦
Grand Cherokee III	3.0L V6 DSL	28-20233
Grand Cherokee III	3.7L V6 F/I	28-20233
Grand Cherokee III	4.7L V8 F/I	28-20233
Grand Cherokee III	5.7L V8 F/I	28-20233
Liberty	2.8L L4 DSL	28-20233
Liberty	3.7L V6 F/I	28-20233 ♦
TJ	4.0L L6 F/I	28-20114
Wrangler	4.0L L6 F/I	28-20114 ♦
Wrangler II	4.0L L6 F/I	28-20114
2004 JEEP		
Cherokee	2.5L L4 DSL	28-20233
Cherokee	2.8L L4 DSL - CRD	28-20233
Cherokee	3.7L V6 F/I	28-20233
Liberty	2.8L L4 DSL	28-20233
Liberty	3.7L V6 F/I	28-20233 ♦
TJ	4.0L L6 F/I	28-20114
Wrangler	4.0L L6 F/I	28-20114 ♦
Wrangler II	4.0L L6 F/I	28-20114

*Indicates 2 filters required ♦ Intake system available - see page 26



Vehicle	Engine Type	Air Filter
2003 JEEP		
Cherokee	2.5L L4 DSL	28-20233
Cherokee	2.8L L4 DSL - CRD	28-20233
Cherokee	3.7L V6 F/I	28-20233
Liberty	2.5L L4 DSL	28-20233
Liberty	2.8L L4 DSL	28-20233
Liberty	3.7L V6 F/I	28-20233 ♦
TJ	4.0L L6 F/I	28-20114
Wrangler	4.0L L6 F/I	28-20114 ♦
Wrangler II	4.0L L6 F/I	28-20114

Vehicle	Engine Type	Air Filter
2002 JEEP		
Cherokee	2.5L L4 DSL	28-20233
Cherokee	2.8L L4 DSL - CRD	28-20233
Cherokee	3.7L V6 F/I	28-20233
Liberty	2.5L L4 DSL	28-20233
Liberty	2.8L L4 DSL	28-20233
Liberty	3.7L V6 F/I	28-20233 ♦
TJ	2.5L L4 F/I	28-20114
TJ	4.0L L6 F/I	28-20114
Wrangler	2.5L L4 F/I	28-20114 ♦
Wrangler	4.0L L6 F/I	28-20114 ♦
Wrangler II	2.5L L4 F/I	28-20114
Wrangler II	4.0L L6 F/I	28-20114

Vehicle	Engine Type	Air Filter
2001 JEEP		
Liberty	2.5L L4 DSL	28-20233
Liberty	3.7L V6 F/I	28-20233
TJ	2.5L L4 F/I	28-20114
TJ	4.0L L6 F/I	28-20114
Wrangler	2.5L L4 F/I	28-20114 ♦
Wrangler	4.0L L6 F/I	28-20114 ♦
Wrangler II	2.5L L4 F/I	28-20114
Wrangler II	4.0L L6 F/I	28-20114

Vehicle	Engine Type	Air Filter
2000 JEEP		
TJ	2.5L L4 F/I	28-20114
TJ	4.0L L6 F/I	28-20114
Wrangler	2.5L L4 F/I	28-20114 ♦
Wrangler	4.0L L6 F/I	28-20114 ♦
Wrangler II	2.5L L4 F/I	28-20114
Wrangler II	4.0L L6 F/I	28-20114

Vehicle	Engine Type	Air Filter
1999 JEEP		
TJ	2.5L L4 F/I	28-20114
TJ	4.0L L6 F/I	28-20114
Wrangler	2.5L L4 F/I	28-20114 ♦
Wrangler	4.0L L6 F/I	28-20114 ♦
Wrangler II	2.5L L4 F/I	28-20114
Wrangler II	4.0L L6 F/I	28-20114

Vehicle	Engine Type	Air Filter
1998 JEEP		
TJ	2.5L L4 F/I	28-20114
TJ	4.0L L6 F/I	28-20114
Wrangler	2.5L L4 F/I	28-20114 ♦
Wrangler	4.0L L6 F/I	28-20114 ♦
Wrangler II	2.5L L4 F/I	28-20114
Wrangler II	4.0L L6 F/I	28-20114

Vehicle	Engine Type	Air Filter
1997 JEEP		
TJ	2.5L L4 F/I - OEM 4797777	28-20114
TJ	4.0L L6 F/I - OEM 4797777	28-20114
Wrangler	2.5L L4 F/I - OEM 4797777	28-20114 ♦
Wrangler	4.0L L6 F/I - OEM 4797777	28-20114 ♦
Wrangler II	2.5L L4 F/I	28-20114
Wrangler II	4.0L L6 F/I	28-20114

Vehicle	Engine Type	Air Filter
1996 JEEP		
Wrangler II	2.5L L4 F/I - from 9/96	28-20114
Wrangler II	4.0L L6 F/I	28-20114

Vehicle	Engine Type	Air Filter
2017 KIA		
Carens	1.6L L4 F/I	28-20451
Carens	1.7L L4 DSL	28-20451
Carens	2.0L L4 F/I	28-20451
cee d	1.4L L4 F/I	28-20451
cee d	1.6L L4 F/I - Exc. Turbo	28-20451
Optima	1.7L L4 DSL	28-20448
Optima	2.0L L4 F/I - Non-US	28-20448
Rio III	1.1L L4 DSL	28-20472
Rio III	1.4L L4 DSL	28-20472
Rio III	1.4L L4 F/I	28-20472
Soul	1.6L L4 DSL	28-20472
Soul	1.6L L4 F/I	28-20472
Venga	1.4L L4 F/I	28-20960
Venga	1.6L L4 DSL	28-20960
Venga	1.6L L4 F/I	28-20960

Vehicle	Engine Type	Air Filter
2016 KIA		
Cadenza	3.3L V6 F/I	28-20448
Carens	1.6L L4 F/I	28-20451
Carens	1.7L L4 DSL	28-20451
Carens	2.0L L4 F/I	28-20451
cee d	1.4L L4 F/I	28-20451
cee d	1.6L L4 F/I - Exc. Turbo	28-20451
Forte	1.8L L4 F/I	28-20451
Forte	2.0L L4 F/I	28-20451
Forte Koup	2.0L L4 F/I	28-20451
Forte5	2.0L L4 F/I	28-20451
Optima	1.7L L4 DSL	28-20448
Optima	2.0L L4 F/I - Non-US	28-20448 ♦
Rio III	1.1L L4 DSL	28-20472
Rio III	1.4L L4 DSL	28-20472
Rio III	1.4L L4 F/I	28-20472
Soul	1.6L L4 DSL	28-20472
Soul	1.6L L4 F/I	28-20472
Soul	2.0L L4 F/I	28-20472 ♦
Sportage	2.4L L4 F/I	28-20451
Venga	1.4L L4 F/I	28-20960
Venga	1.6L L4 DSL	28-20960
Venga	1.6L L4 F/I	28-20960

Vehicle	Engine Type	Air Filter
2015 KIA		
Cadenza	3.3L V6 F/I	28-20448
Carens	1.6L L4 F/I	28-20451
Carens	1.7L L4 DSL	28-20451
Carens	2.0L L4 F/I	28-20451
cee d	1.4L L4 F/I	28-20451
cee d	1.6L L4 F/I - Exc. Turbo	28-20451
Forte	1.8L L4 F/I	28-20451
Forte	2.0L L4 F/I	28-20451
Forte Koup	2.0L L4 F/I	28-20451
Forte5	2.0L L4 F/I	28-20451
Optima	1.7L L4 DSL	28-20448
Optima	2.0L L4 F/I	28-20448
Optima	2.4L L4 F/I	28-20448 ♦
Rio	1.6L L4 F/I	28-20472
Rio III	1.1L L4 DSL	28-20472
Rio III	1.4L L4 DSL	28-20472
Rio III	1.4L L4 F/I	28-20472
Rio III	1.6L L4 F/I	28-20472
Rio5	1.6L L4 F/I	28-20472
Soul	1.6L L4 DSL	28-20472

*Indicates 2 filters required ♦ Intake system available - see page 26



DRYFLOW® REPLACEMENT AIR FILTERS

KIA

Vehicle	Engine Type	Air Filter
2015 KIA		
Soul	1.6L L4 F/I	28-20472
Soul	2.0L L4 F/I	28-20472 ♦
Sportage	1.6L L4 F/I	28-20451
Sportage	1.7L L4 DSL	28-20451
Sportage	2.0L L4 DSL	28-20451
Sportage	2.0L L4 F/I - Non-US	28-20451
Sportage	2.4L L4 F/I	28-20451
Venga	1.4L L4 F/I	28-20960
Venga	1.6L L4 DSL	28-20960
Venga	1.6L L4 F/I	28-20960

Vehicle	Engine Type	Air Filter
2014 KIA		
Cadenza	3.3L V6 F/I	28-20448
Carens	1.6L L4 F/I	28-20451
Carens	1.7L L4 DSL	28-20451
Carens	2.0L L4 F/I	28-20451
cee d	1.4L L4 F/I	28-20451
cee d	1.6L L4 F/I - Exc. Turbo	28-20451
Forte	1.8L L4 F/I	28-20451
Forte	2.0L L4 F/I	28-20451
Forte Koup	2.0L L4 F/I	28-20451
Forte5	2.0L L4 F/I	28-20451
Optima	1.7L L4 DSL	28-20448
Optima	2.0L L4 F/I	28-20448
Optima	2.4L L4 F/I	28-20448 ♦
Rio	1.6L L4 F/I	28-20472
Rio III	1.1L L4 DSL	28-20472
Rio III	1.4L L4 DSL	28-20472
Rio III	1.4L L4 F/I	28-20472
Rio III	1.6L L4 F/I	28-20472
Rio5	1.6L L4 F/I	28-20472
Soul	1.6L L4 DSL	28-20472
Soul	1.6L L4 F/I	28-20472
Soul	2.0L L4 F/I	28-20472 ♦
Sportage	1.6L L4 F/I	28-20451
Sportage	1.7L L4 DSL	28-20451
Sportage	2.0L L4 DSL	28-20451
Sportage	2.0L L4 F/I - Non-US	28-20451
Sportage	2.4L L4 F/I	28-20451
Venga	1.4L L4 DSL	28-20960
Venga	1.4L L4 F/I	28-20960
Venga	1.6L L4 DSL	28-20960
Venga	1.6L L4 F/I	28-20960

Vehicle	Engine Type	Air Filter
2013 KIA		
Carens	1.6L L4 F/I	28-20451
Carens	1.7L L4 DSL	28-20451
Carens	2.0L L4 F/I	28-20451
cee d	1.4L L4 F/I	28-20451
cee d	1.6L L4 F/I - Exc. Turbo	28-20451
Forte	2.0L L4 F/I	28-20380
Forte	2.4L L4 F/I	28-20380
Forte Koup	2.0L L4 F/I	28-20380
Forte Koup	2.4L L4 F/I	28-20380
Forte5	2.0L L4 F/I	28-20380
Forte5	2.4L L4 F/I	28-20380
Optima	1.7L L4 DSL	28-20448
Optima	2.0L L4 F/I	28-20448
Optima	2.4L L4 F/I	28-20448 ♦
Rio	1.6L L4 F/I	28-20472
Rio III	1.1L L4 DSL	28-20472
Rio III	1.4L L4 DSL	28-20472
Rio III	1.4L L4 F/I	28-20472
Rio III	1.6L L4 F/I	28-20472

Vehicle	Engine Type	Air Filter
2013 KIA		
Rio5	1.6L L4 F/I	28-20472
Sorento	2.4L L4 F/I	28-20448
Sorento	3.5L V6 F/I	28-20448
Soul	1.6L L4 DSL	28-20960
Soul	1.6L L4 F/I	28-20472
Soul	2.0L L4 F/I	28-20472
Sportage	1.6L L4 F/I	28-20451
Sportage	1.7L L4 DSL	28-20451
Sportage	2.0L L4 DSL	28-20451
Sportage	2.0L L4 F/I - Non-US	28-20451
Sportage	2.4L L4 F/I	28-20451
Venga	1.4L L4 DSL	28-20960
Venga	1.4L L4 F/I	28-20960
Venga	1.6L L4 DSL	28-20960
Venga	1.6L L4 F/I	28-20960

Vehicle	Engine Type	Air Filter
2012 KIA		
cee d	1.4L L4 F/I - from 5/12	28-20451
cee d	1.4L L4 F/I - to 4/12	28-20380
cee d	1.6L L4 DSL - to 4/12	28-20380
cee d	1.6L L4 F/I - from 5/12	28-20451
cee d	1.6L L4 F/I - to 4/12	28-20380
Forte	2.0L L4 F/I	28-20380
Forte	2.4L L4 F/I	28-20380
Forte Koup	2.0L L4 F/I	28-20380
Forte Koup	2.4L L4 F/I	28-20380
Forte5	2.0L L4 F/I	28-20380
Forte5	2.4L L4 F/I	28-20380
Optima	1.7L L4 DSL	28-20448
Optima	2.0L L4 F/I	28-20448
Optima	2.4L L4 F/I	28-20448 ♦
Rio	1.6L L4 F/I	28-20472
Rio III	1.1L L4 DSL	28-20472
Rio III	1.4L L4 DSL	28-20472
Rio III	1.4L L4 F/I	28-20472
Rio III	1.6L L4 F/I	28-20472
Rio5	1.6L L4 F/I	28-20472
Sorento	2.4L L4 F/I	28-20448
Sorento	3.5L V6 F/I	28-20448
Soul	1.6L L4 DSL	28-20960
Soul	1.6L L4 F/I	28-20472
Soul	2.0L L4 F/I	28-20472
Sportage	1.6L L4 F/I	28-20451
Sportage	1.7L L4 DSL	28-20451
Sportage	2.0L L4 DSL	28-20451
Sportage	2.0L L4 F/I - Non-US	28-20451
Sportage	2.4L L4 F/I	28-20451
Venga	1.4L L4 DSL	28-20960
Venga	1.4L L4 F/I	28-20960
Venga	1.6L L4 DSL	28-20960
Venga	1.6L L4 F/I	28-20960

Vehicle	Engine Type	Air Filter
2011 KIA		
cee d	1.4L L4 F/I	28-20380
cee d	1.6L L4 DSL	28-20380
cee d	1.6L L4 F/I	28-20380
Forte	2.0L L4 F/I	28-20380
Forte	2.4L L4 F/I	28-20380
Forte Koup	2.0L L4 F/I	28-20380
Forte Koup	2.4L L4 F/I	28-20380
Optima	2.0L L4 F/I	28-20448
Optima	2.4L L4 F/I	28-20448 ♦
Rio II	1.4L L4 F/I - from 8/11	28-20472
Rio II	1.6L L4 F/I - Non-US, from 8/11	28-20472

*Indicates 2 filters required ♦ Intake system available - see page 26



Vehicle	Engine Type	Air Filter
2011 KIA		
Rio III	1.1L L4 DSL	28-20472
Rio III	1.4L L4 DSL	28-20472
Rio III	1.4L L4 F/I - from 8/11	28-20472
Rio III	1.6L L4 F/I - Non-US, from 8/11	28-20472
Sorento	2.4L L4 F/I	28-20448
Sorento	3.5L V6 F/I	28-20448
Soul	1.6L L4 DSL	28-20960
Soul	1.6L L4 F/I	28-20960
Soul	2.0L L4 F/I	28-20960 ♦
Sportage	1.6L L4 F/I	28-20451
Sportage	1.7L L4 DSL	28-20451
Sportage	2.0L L4 F/I - Non-US	28-20451
Sportage	2.4L L4 F/I	28-20451
Venga	1.4L L4 DSL	28-20960
Venga	1.4L L4 F/I	28-20960
Venga	1.6L L4 DSL	28-20960
Venga	1.6L L4 F/I	28-20960

2010 KIA		
cee d	1.4L L4 F/I	28-20380
cee d	1.6L L4 DSL	28-20380
cee d	1.6L L4 F/I	28-20380
cee d	2.0L L4 DSL	28-20380
cee d	2.0L L4 F/I	28-20380
Forte	2.0L L4 F/I	28-20380
Forte	2.4L L4 F/I	28-20380
Forte Koup	2.0L L4 F/I	28-20380
Forte Koup	2.4L L4 F/I	28-20380
Sorento	2.4L L4 F/I	28-20448
Sorento	3.5L V6 F/I	28-20448
Soul	1.6L L4 DSL	28-20960
Soul	1.6L L4 F/I	28-20960
Soul	2.0L L4 F/I	28-20960 ♦
Sportage	1.6L L4 F/I	28-20451
Sportage	2.0L L4 F/I - Non-US, from 5/10	28-20451
Venga	1.4L L4 DSL	28-20960
Venga	1.4L L4 F/I	28-20960
Venga	1.6L L4 DSL	28-20960
Venga	1.6L L4 F/I	28-20960

2009 KIA		
cee d	1.4L L4 F/I	28-20380
cee d	1.6L L4 DSL	28-20380
cee d	1.6L L4 F/I	28-20380
cee d	2.0L L4 DSL	28-20380
cee d	2.0L L4 F/I	28-20380
Soul	1.6L L4 DSL	28-20960
Soul	1.6L L4 F/I	28-20960

2008 KIA		
cee d	1.4L L4 F/I	28-20380
cee d	1.6L L4 DSL	28-20380
cee d	1.6L L4 F/I	28-20380
cee d	2.0L L4 DSL	28-20380
cee d	2.0L L4 F/I	28-20380
Soul	1.6L L4 DSL	28-20960
Soul	1.6L L4 F/I	28-20960

2007 KIA		
cee d	1.4L L4 F/I	28-20380
cee d	1.6L L4 DSL	28-20380
cee d	1.6L L4 F/I	28-20380
cee d	2.0L L4 DSL	28-20380
cee d	2.0L L4 F/I	28-20380

Vehicle	Engine Type	Air Filter
2006 KIA		
cee d	1.4L L4 F/I	28-20380
cee d	1.6L L4 DSL	28-20380
cee d	1.6L L4 F/I	28-20380
cee d	2.0L L4 DSL	28-20380
cee d	2.0L L4 F/I	28-20380
Magentis	2.0L L4 F/I	28-20188
Magentis	2.5L V6 F/I	28-20188
Optima	2.4L L4 F/I - VIN 6	28-20188
Optima	2.7L V6 F/I - Before 9/30/05	28-20188

2005 KIA		
Magentis	2.0L L4 F/I	28-20188
Magentis	2.5L V6 F/I	28-20188
Optima	2.4L L4 F/I	28-20188
Optima	2.7L V6 F/I	28-20188

2004 KIA		
Magentis	2.0L L4 F/I	28-20188
Magentis	2.5L V6 F/I	28-20188
Optima	2.4L L4 F/I	28-20188
Optima	2.7L V6 F/I	28-20188

2003 KIA		
Magentis	2.0L L4 F/I	28-20188
Magentis	2.5L V6 F/I	28-20188
Optima	2.4L L4 F/I	28-20188
Optima	2.7L V6 F/I	28-20188

2002 KIA		
Magentis	2.0L L4 F/I	28-20188
Magentis	2.5L V6 F/I	28-20188
Optima	2.4L L4 F/I	28-20188
Optima	2.7L V6 F/I	28-20188

2001 KIA		
Magentis	2.0L L4 F/I	28-20188
Magentis	2.5L V6 F/I	28-20188
Optima	2.4L L4 F/I	28-20188
Optima	2.5L V6 F/I	28-20188

2010 LAND ROVER		
Range Rover III	3.6L V8 DSL	28-20857

2009 LAND ROVER		
Range Rover	4.2L V8 F/I	28-20857
Range Rover	4.4L V8 F/I	28-20857
Range Rover III	3.6L V8 DSL	28-20857

2008 LAND ROVER		
Range Rover	4.2L V8 F/I	28-20857
Range Rover	4.4L V8 F/I	28-20857
Range Rover III	3.6L V8 DSL	28-20857

2007 LAND ROVER		
Range Rover	4.2L V8 F/I	28-20857
Range Rover	4.4L V8 F/I	28-20857
Range Rover III	3.6L V8 DSL	28-20857

2006 LAND ROVER		
Range Rover	4.2L V8 F/I	28-20857
Range Rover	4.4L V8 F/I	28-20857
Range Rover III	3.6L V8 DSL	28-20857

2017 LEXUS		
IS200t	2.0L L4 F/I	28-20452
IS300h	2.5L L4 F/I	28-20452
RC350	3.5L V6 F/I	28-20452

*Indicates 2 filters required ♦ Intake system available - see page 26



DRYFLOW® REPLACEMENT AIR FILTERS

LEXUS

Vehicle	Engine Type	Air Filter
2016 LEXUS		
GS350	3.5L V6 F/I	28-20452
GS450h	3.5L V6 F/I	28-20452
IS200t	2.0L L4 F/I	28-20452 ♦
IS300	3.5L V6 F/I	28-20452
IS300h	2.5L L4 F/I	28-20452
IS350	3.5L V6 F/I	28-20452
LX570	5.7L V8 F/I	28-20387
RC300	3.5L V6 F/I	28-20452
RC350	3.5L V6 F/I	28-20452

Vehicle	Engine Type	Air Filter
2015 LEXUS		
GS350	3.5L V6 F/I	28-20452 ♦
GS450h	3.5L V6 F/I	28-20452
IS250	2.5L V6 F/I	28-20452 ♦
IS300	2.5L L4 F/I	28-20452
IS300h	2.5L L4 F/I	28-20452
IS350	3.5L V6 F/I	28-20452 ♦
LX570	5.7L V8 F/I	28-20387
RC350	3.5L V6 F/I	28-20452 ♦

Vehicle	Engine Type	Air Filter
2014 LEXUS		
GS350	3.5L V6 F/I	28-20452 ♦
GS450h	3.5L V6 F/I	28-20452
IS250	2.5L V6 F/I	28-20452 ♦
IS300h	2.5L L4 F/I	28-20452
IS350	3.5L V6 F/I	28-20452 ♦
LX570	5.7L V8 F/I	28-20387

Vehicle	Engine Type	Air Filter
2013 LEXUS		
GS350	3.5L V6 F/I	28-20452
GS450h	3.5L V6 F/I	28-20452
IS250	2.5L V6 F/I - Non-US, From 3/13	28-20452
IS250	2.5L V6 F/I - Non-US, To 2/13	28-20345
IS250	2.5L V6 F/I - US	28-20345 ♦
IS300h	2.5L L4 F/I	28-20452
IS350	3.5L V6 F/I	28-20345
LX570	5.7L V8 F/I	28-20387

Vehicle	Engine Type	Air Filter
2012 LEXUS		
ES350	3.5L V6 F/I	28-20326
IS250	2.5L V6 F/I	28-20345 ♦
IS350	3.5L V6 F/I	28-20345
LX570	5.7L V8 F/I	28-20387

Vehicle	Engine Type	Air Filter
2011 LEXUS		
ES350	3.5L V6 F/I	28-20326
GS350	3.5L V6 F/I	28-20345
GS460	4.6L V8 F/I	28-20452
IS220	2.2L L4 DSL	28-20345
IS250	2.5L V6 F/I	28-20345 ♦
IS350	3.5L V6 F/I	28-20345 ♦
LX570	5.7L V8 F/I	28-20387

Vehicle	Engine Type	Air Filter
2010 LEXUS		
ES350	3.5L V6 F/I	28-20326
GS350	3.5L V6 F/I	28-20345
GS460	4.6L V8 F/I	28-20452
IS220	2.2L L4 DSL	28-20345
IS250	2.5L V6 F/I	28-20345 ♦
IS350	3.5L V6 F/I	28-20345 ♦
LX570	5.7L V8 F/I	28-20387

Vehicle	Engine Type	Air Filter
2009 LEXUS		
ES350	3.5L V6 F/I	28-20326
GS350	3.5L V6 F/I	28-20345
GS460	4.6L V8 F/I	28-20452
GX470	4.7L V8 F/I	28-20144

Vehicle	Engine Type	Air Filter
2009 LEXUS		
IS220	2.2L L4 DSL	28-20345
IS250	2.5L V6 F/I	28-20345 ♦
IS350	3.5L V6 F/I	28-20345 ♦
LX570	5.7L V8 F/I	28-20387
RX350	3.5L V6 F/I	28-20260

Vehicle	Engine Type	Air Filter
2008 LEXUS		
ES350	3.5L V6 F/I	28-20326
GS350	3.5L V6 F/I	28-20345
GS460	4.6L V8 F/I	28-20452
GX470	4.7L V8 F/I	28-20144
IS220	2.2L L4 DSL	28-20345
IS250	2.5L V6 F/I	28-20345 ♦
IS350	3.5L V6 F/I	28-20345 ♦
LX570	5.7L V8 F/I	28-20387
RX350	3.5L V6 F/I	28-20260

Vehicle	Engine Type	Air Filter
2007 LEXUS		
ES350	3.5L V6 F/I	28-20326
GS350	3.5L V6 F/I	28-20345
GS430	4.3L V8 F/I	28-20345
GX470	4.7L V8 F/I	28-20144
IS220	2.2L L4 DSL	28-20345
IS250	2.5L V6 F/I	28-20345 ♦
IS350	3.5L V6 F/I	28-20345 ♦
RX350	3.5L V6 F/I	28-20260

Vehicle	Engine Type	Air Filter
2006 LEXUS		
ES330	3.3L V6 F/I	28-20260
GS430	4.3L V8 F/I	28-20345
GX470	4.7L V8 F/I	28-20144
IS220	2.2L L4 DSL	28-20345
IS250	2.5L V6 F/I	28-20345 ♦
IS350	3.5L V6 F/I	28-20345 ♦
RX330	3.3L V6 F/I	28-20260

Vehicle	Engine Type	Air Filter
2005 LEXUS		
ES330	3.3L V6 F/I	28-20260
GX470	4.7L V8 F/I	28-20144
IS220	2.2L L4 DSL	28-20345
IS250	2.5L V6 F/I	28-20345
RX330	3.3L V6 F/I	28-20260

Vehicle	Engine Type	Air Filter
2004 LEXUS		
ES330	3.3L V6 F/I	28-20260
GX470	4.7L V8 F/I	28-20144
RX330	3.3L V6 F/I	28-20260

Vehicle	Engine Type	Air Filter
2003 LEXUS		
ES300	3.0L V6 F/I	28-20260
GX470	4.7L V8 F/I	28-20144
RX300	3.0L V6 F/I	28-20145
RX330	3.3L V6 F/I	28-20260

Vehicle	Engine Type	Air Filter
2002 LEXUS		
ES300	3.0L V6 F/I	28-20260
GX470	4.7L V8 F/I	28-20144
RX300	3.0L V6 F/I	28-20145

Vehicle	Engine Type	Air Filter
2001 LEXUS		
ES300	3.0L V6 F/I	28-20145
RX300	3.0L V6 F/I	28-20145

Vehicle	Engine Type	Air Filter
2000 LEXUS		
ES300	3.0L V6 F/I	28-20145
RX300	3.0L V6 F/I	28-20145

*Indicates 2 filters required ♦ Intake system available - see page 26



Vehicle	Engine Type	Air Filter
1999 LEXUS		
ES300	3.0L V6 F/I	28-20145
RX300	3.0L V6 F/I	28-20145
SC300	3.0L L6 F/I	28-20054
1998 LEXUS		
ES300	3.0L V6 F/I	28-20145
1997 LEXUS		
ES300	3.0L V6 F/I	28-20145
SC300	3.0L L6 F/I	28-20054
SC400	4.0L V8 F/I	28-20054
1996 LEXUS		
SC300	3.0L L6 F/I	28-20054
SC400	4.0L V8 F/I	28-20054
1995 LEXUS		
SC300	3.0L L6 F/I	28-20054
SC400	4.0L V8 F/I	28-20054
1994 LEXUS		
SC300	3.0L L6 F/I	28-20054
SC400	4.0L V8 F/I	28-20054
1993 LEXUS		
SC300	3.0L L6 F/I	28-20054
SC400	4.0L V8 F/I	28-20054
1992 LEXUS		
SC300	3.0L L6 F/I	28-20054
SC400	4.0L V8 F/I	28-20054
2016 LINCOLN		
MKC	2.0L L4 F/I	AE-20993
MKC	2.3L L4 F/I	AE-20993
MKS	3.5L V6 F/I	28-20395
MKT	3.5L V6 F/I	28-20395
Navigator	3.5L V6 F/I	28-20385
2015 LINCOLN		
MKC	2.0L L4 F/I	AE-20993
MKC	2.3L L4 F/I	AE-20993
MKS	3.5L V6 F/I	28-20395
MKS	3.7L V6 F/I	28-20395
MKT	3.5L V6 F/I	28-20395
MKT	3.7L V6 F/I	28-20395
MKX	3.7L V6 F/I	28-20395
Navigator	3.5L V6 F/I	28-20385
2014 LINCOLN		
MKS	3.5L V6 F/I	28-20395
MKS	3.7L V6 F/I	28-20395
MKT	3.5L V6 F/I	28-20395
MKT	3.7L V6 F/I	28-20395
MKX	3.7L V6 F/I	28-20395
Navigator	5.4L V8 F/I	28-20385
2013 LINCOLN		
MKS	3.5L V6 F/I	28-20395
MKS	3.7L V6 F/I	28-20395
MKT	3.5L V6 F/I	28-20395
MKT	3.7L V6 F/I	28-20395
MKX	3.7L V6 F/I	28-20395
Navigator	5.4L V8 F/I	28-20385
2012 LINCOLN		
MKS	3.5L V6 F/I	28-20395
MKS	3.7L V6 F/I	28-20395
MKT	3.5L V6 F/I	28-20395

Vehicle	Engine Type	Air Filter
2012 LINCOLN		
MKT	3.7L V6 F/I	28-20395
MKX	3.7L V6 F/I	28-20395
MKZ	3.5L V6 F/I	28-20395
Navigator	5.4L V8 F/I	28-20385
2011 LINCOLN		
MKS	3.5L V6 F/I	28-20395
MKS	3.7L V6 F/I	28-20395
MKT	3.5L V6 F/I	28-20395
MKT	3.7L V6 F/I	28-20395
MKX	3.7L V6 F/I	28-20395
MKZ	3.5L V6 F/I	28-20395
Navigator	5.4L V8 F/I	28-20385
Town Car	4.6L V8 F/I	28-20272
2010 LINCOLN		
MKS	3.5L V6 F/I	28-20395
MKS	3.7L V6 F/I	28-20395
MKT	3.5L V6 F/I	28-20395
MKT	3.7L V6 F/I	28-20395
MKX	3.5L V6 F/I	28-20395
MKZ	3.5L V6 F/I	28-20395
Navigator	5.4L V8 F/I	28-20385
Town Car	4.6L V8 F/I	28-20272
2009 LINCOLN		
MKS	3.7L V6 F/I	28-20395
MKX	3.5L V6 F/I	28-20395
MKZ	3.5L V6 F/I	28-20395
Navigator	5.4L V8 F/I	28-20385
Town Car	4.6L V8 F/I	28-20272
2008 LINCOLN		
Mark LT	5.4L V8 F/I	28-20287
MKX	3.5L V6 F/I	28-20395
MKZ	3.5L V6 F/I	28-20395
Navigator	5.4L V8 F/I	28-20385
Town Car	4.6L V8 F/I	28-20272
2007 LINCOLN		
Mark LT	5.4L V8 F/I	28-20287
MKX	3.5L V6 F/I	28-20395
MKZ	3.5L V6 F/I	28-20395
Navigator	5.4L V8 F/I	28-20385
Town Car	4.6L V8 F/I	28-20272
2006 LINCOLN		
Mark LT	5.4L V8 F/I	28-20287
Navigator	5.4L V8 F/I	28-20287
Town Car	4.6L V8 F/I	28-20272
2005 LINCOLN		
Navigator	5.4L V8 F/I	28-20287
Town Car	4.6L V8 F/I	28-20272
2004 LINCOLN		
Navigator	5.4L V8 F/I	AE-09045
Town Car	4.6L V8 F/I	28-20272
2003 LINCOLN		
Navigator	5.4L V8 F/I	AE-09045
Town Car	4.6L V8 F/I	28-20272
2002 LINCOLN		
Blackwood	5.4L V8 F/I	AE-09045
Continental	4.6L V8 F/I	AE-09045
Navigator	5.4L V8 F/I	AE-09045
Town Car	4.6L V8 F/I	28-20272

*Indicates 2 filters required ♦ Intake system available - see page 26



DRYFLOW® REPLACEMENT AIR FILTERS

LINCOLN

Vehicle	Engine Type	Air Filter
2001 LINCOLN		
Continental	4.6L V8 F/I	AE-09045
Navigator	5.4L V8 F/I	AE-09045
Town Car	4.6L V8 F/I	28-20272
2000 LINCOLN		
Continental	4.6L V8 F/I	AE-09045
Navigator	5.4L V8 F/I	AE-09045
Town Car	4.6L V8 F/I	28-20272
1999 LINCOLN		
Continental	4.6L V8 F/I	AE-09045
Navigator	5.4L V8 F/I	AE-09045 ♦
Town Car	4.6L V8 F/I	28-20272
1998 LINCOLN		
Continental	4.6L V8 F/I	AE-09045
Navigator	5.4L V8 F/I	AE-09045 ♦
Town Car	4.6L V8 F/I	28-20272
1997 LINCOLN		
Continental	4.6L V8 F/I	AE-09045
Town Car	4.6L V8 F/I	28-20272
1996 LINCOLN		
Continental	4.6L V8 F/I	AE-09045
Town Car	4.6L V8 F/I	28-20272
1995 LINCOLN		
Continental	4.6L V8 F/I	AE-09045
Town Car	4.6L V8 F/I	28-20272
1994 LINCOLN		
Town Car	4.6L V8 F/I	28-20272
1993 LINCOLN		
Town Car	4.6L V8 F/I	28-20272
1992 LINCOLN		
Town Car	4.6L V8 F/I	28-20272
2017 LOTUS		
Elise	1.6L L4 F/I	28-20252
Elise	1.8L L4 F/I	28-20252
2016 LOTUS		
Elise	1.6L L4 F/I	28-20252
Elise	1.8L L4 F/I	28-20252
2015 LOTUS		
Elise	1.6L L4 F/I	28-20252
Elise	1.8L L4 F/I	28-20252
2014 LOTUS		
Elise	1.6L L4 F/I	28-20252
Elise	1.8L L4 F/I	28-20252
2013 LOTUS		
Elise	1.6L L4 F/I	28-20252
Elise	1.8L L4 F/I	28-20252
2012 LOTUS		
Elise	1.6L L4 F/I	28-20252
2011 LOTUS		
Elise	1.8L L4 F/I - w/Toyota Eng.	28-20252
2010 LOTUS		
Elise	1.8L L4 F/I - w/Toyota Eng.	28-20252
Exige	1.8L L4 F/I	28-20252
2009 LOTUS		
Elise	1.8L L4 F/I - w/Toyota Eng.	28-20252

Vehicle	Engine Type	Air Filter
2009 LOTUS		
Exige	1.8L L4 F/I	28-20252
2007 LOTUS		
Elise	1.8L L4 F/I - w/Toyota Eng.	28-20252
2006 LOTUS		
Elise	1.8L L4 F/I - w/Toyota Eng.	28-20252
2005 LOTUS		
Elise	1.8L L4 F/I - w/Toyota Eng.	28-20252
2004 LOTUS		
Elise	1.8L L4 F/I - w/Toyota Eng.	28-20252
2017 MAZDA		
3	2.0L L4 F/I	28-20480 ♦
3	2.5L L4 F/I	28-20480 ♦
6	2.0L L4 F/I	28-20480
6	2.5L L4 F/I	28-20480
CX-5	2.0L L4 F/I	28-20480
CX-5	2.5L L4 F/I	28-20480
MX-5 IV	1.5L L4 F/I	28-50040
MX-5 IV	2.0L L4 F/I	28-50040
2016 MAZDA		
3	2.0L L4 F/I	28-20480 ♦
		28-20480 ♦
3	2.5L L4 F/I	28-20480 ♦
6	2.0L L4 F/I	28-20480
6	2.5L L4 F/I	28-20480 ♦
CX-5	2.0L L4 F/I	28-20480
CX-5	2.5L L4 F/I	28-20480 ♦
MX-5 IV	1.5L L4 F/I	28-50040
MX-5 IV	2.0L L4 F/I	28-50040
MX-5 Miata	2.0L L4 F/I	28-50040 ♦
Roadster	1.5L L4 F/I	28-50040
2015 MAZDA		
3	2.0L L4 F/I	28-20480 ♦
		28-20480 ♦
3	2.5L L4 F/I	28-20480 ♦
5	1.6L L4 DSL	AE-20993
5	2.5L L4 F/I	28-20293
6	2.0L L4 F/I	28-20480
6	2.5L L4 F/I	28-20480 ♦
CX-5	2.0L L4 F/I - Eng. Skyactiv	28-20480
CX-5	2.5L L4 F/I	28-20480 ♦
CX-9	3.7L V6 F/I	28-20395
MX-5 IV	1.5L L4 F/I	28-50040
MX-5 IV	2.0L L4 F/I	28-50040
2014 MAZDA		
3	2.0L L4 F/I	28-20480
		28-20480 ♦
3	2.5L L4 F/I	28-20480 ♦
5	1.6L L4 DSL	AE-20993
5	2.5L L4 F/I	28-20293
6	2.0L L4 F/I	28-20480
6	2.5L L4 F/I	28-20480 ♦
CX-5	2.0L L4 F/I	28-20480
CX-5	2.5L L4 F/I	28-20480
CX-9	3.7L V6 F/I	28-20395
2013 MAZDA		
3	1.6L L4 DSL	AE-20993
3	2.0L L4 F/I - Eng. Skyactiv	28-20480
3	2.0L L4 F/I - Exc. Eng. Skyactiv	28-20293
3	2.5L L4 F/I	28-20293

*Indicates 2 filters required ♦ Intake system available - see page 26



Vehicle	Engine Type	Air Filter
2013 MAZDA		
5	1.6L L4 DSL	AE-20993
5	1.8L L4 F/I	28-20293
5	2.5L L4 F/I	28-20293
6	2.0L L4 F/I	28-20480
6	3.7L V6 F/I	28-20395
CX-5	2.0L L4 F/I	28-20480
CX-9	3.7L V6 F/I	28-20395
Mazdaspeed3	2.3L L4 F/I	28-20293 ♦

Vehicle	Engine Type	Air Filter
2012 MAZDA		
3	1.6L L4 DSL	AE-20993
3	2.0L L4 F/I - Eng. Skyactiv	28-20480
3	2.0L L4 F/I - US, Exc. Eng. Skyactiv	28-20293
3	2.2L L4 DSL	28-20293
3	2.5L L4 F/I	28-20293 ♦
5	1.6L L4 DSL	AE-20993
5	1.8L L4 F/I	28-20293
5	2.5L L4 F/I	28-20293
6	3.7L V6 F/I	28-20395
CX-9	3.7L V6 F/I	28-20395
Mazdaspeed3	2.3L L4 F/I	28-20293 ♦

Vehicle	Engine Type	Air Filter
2011 MAZDA		
3	1.6L L4 DSL	AE-20993
3	2.0L L4 F/I - Non-US, Exc. DISI Eng.	28-20293
3	2.0L L4 F/I - US	28-20293
3	2.2L L4 DSL	28-20293
3	2.5L L4 F/I	28-20293 ♦
5	1.6L L4 DSL	AE-20993
5 Van	1.8L L4 F/I	28-20293
6	3.7L V6 F/I	28-20395
CX-9	3.7L V6 F/I	28-20395
Mazdaspeed3	2.3L L4 F/I	28-20293 ♦
Tribute	2.5L L4 F/I	28-20187

Vehicle	Engine Type	Air Filter
2010 MAZDA		
3	1.6L L4 DSL	AE-20993
3	2.0L L4 F/I - Non-US, Exc. DISI Eng.	28-20293
3	2.0L L4 F/I - US	28-20293
3	2.2L L4 DSL	28-20293
3	2.3L L4 F/I	28-20293
3	2.5L L4 F/I	28-20293 ♦
3 Sport	2.0L L4 F/I - Canada	28-20293
5	1.6L L4 DSL	AE-20993
5	2.0L L4 F/I - Non-US, Exc. DISI Eng.	28-20293
5 Van	1.8L L4 F/I	28-20293
5 Van	2.0L L4 DSL	28-20293
5 Van	2.3L L4 F/I	28-20293
6	3.7L V6 F/I	28-20395
CX-9	3.7L V6 F/I	28-20395
Mazdaspeed3	2.3L L4 F/I	28-20293 ♦
Tribute	2.5L L4 F/I	28-20187

Vehicle	Engine Type	Air Filter
2009 MAZDA		
3	1.6L L4 DSL - From 6/09	AE-20993
3	2.0L L4 F/I - Non-US, Exc. DISI Eng.	28-20293
3	2.0L L4 F/I - US	28-20293
3	2.2L L4 DSL	28-20293
3	2.3L L4 F/I	28-20293

Vehicle	Engine Type	Air Filter
2009 MAZDA		
3 Sport	2.0L L4 F/I - Canada	28-20293
5	2.0L L4 F/I	28-20293
5 Van	1.8L L4 F/I	28-20293
5 Van	2.0L L4 DSL	28-20293
5 Van	2.3L L4 F/I	28-20293
6	3.7L V6 F/I	28-20395
B2300	2.3L L4 F/I	28-20106
B4000	4.0L V6 F/I	28-20106
CX-9	3.7L V6 F/I	28-20395
Mazdaspeed3	2.3L L4 F/I	28-20293 ♦
Tribute	2.5L L4 F/I	28-20187

Vehicle	Engine Type	Air Filter
2008 MAZDA		
3	2.0L L4 DSL	28-20293
3	2.0L L4 F/I	28-20293 ♦
3	2.3L L4 F/I	28-20293 ♦
5	2.0L L4 F/I	28-20293
5 Van	1.8L L4 F/I	28-20293
5 Van	2.0L L4 DSL	28-20293
5 Van	2.3L L4 F/I	28-20293
B2300	2.3L L4 F/I	28-20106
B3000	3.0L V6 F/I	28-20106
B4000	4.0L V6 F/I	28-20106
CX-9	3.7L V6 F/I	28-20395
Mazdaspeed3	2.3L L4 F/I	28-20293 ♦
Tribute	2.3L L4 F/I	28-20187
Tribute	3.0L V6 F/I	28-20187

Vehicle	Engine Type	Air Filter
2007 MAZDA		
3	2.0L L4 DSL	28-20293
3	2.0L L4 F/I	28-20293 ♦
3	2.3L L4 F/I	28-20293 ♦
5	2.0L L4 F/I	28-20293
5 Van	1.8L L4 F/I	28-20293
5 Van	2.0L L4 DSL	28-20293
5 Van	2.3L L4 F/I	28-20293
B2300	2.3L L4 F/I	28-20106
B3000	3.0L V6 F/I	28-20106
B4000	4.0L V6 F/I	28-20106
CX-9	3.5L V6 F/I	28-20395
Mazdaspeed3	2.3L L4 F/I	28-20293 ♦

Vehicle	Engine Type	Air Filter
2006 MAZDA		
3	2.0L L4 F/I	28-20293 ♦
3	2.3L L4 F/I	28-20293 ♦
5	2.0L L4 F/I	28-20293
5 Van	1.8L L4 F/I	28-20293
5 Van	2.0L L4 DSL	28-20293
B2300	2.3L L4 F/I	28-20106
B3000	3.0L V6 F/I	28-20106
B4000	4.0L V6 F/I	28-20106
Tribute	2.3L L4 F/I	28-20187
Tribute	3.0L V6 F/I	28-20187

Vehicle	Engine Type	Air Filter
2005 MAZDA		
3	2.0L L4 F/I	28-20293 ♦
3	2.3L L4 F/I	28-20293 ♦
5	2.0L L4 F/I	28-20293
5 Van	1.8L L4 F/I	28-20293
5 Van	2.0L L4 DSL	28-20293
B2300	2.3L L4 F/I	28-20106
B3000	3.0L V6 F/I	28-20106
B4000	4.0L V6 F/I	28-20106
Tribute	2.0L L4 F/I	28-20187
Tribute	2.3L L4 F/I	28-20187

*Indicates 2 filters required ♦ Intake system available - see page 26



DRYFLOW® REPLACEMENT AIR FILTERS

MAZDA

Vehicle	Engine Type	Air Filter
2005 MAZDA		
Tribute	3.0L V6 F/I	28-20187
2004 MAZDA		
3	2.0L L4 F/I	28-20293 ♦
3	2.3L L4 F/I	28-20293 ♦
B2300	2.3L L4 F/I	28-20106
B3000	3.0L V6 F/I	28-20106
B4000	4.0L V6 F/I	28-20106
Tribute	2.0L L4 F/I	28-20187
Tribute	3.0L V6 F/I	28-20187
2003 MAZDA		
3	2.0L L4 F/I	28-20293
B2300	2.3L L4 F/I	28-20106
B3000	3.0L V6 F/I	28-20106
B4000	4.0L V6 F/I	28-20106 ♦
Tribute	2.0L L4 F/I	28-20187
Tribute	3.0L V6 F/I	28-20187
2002 MAZDA		
B2300	2.3L L4 F/I	28-20106
B3000	3.0L V6 F/I	28-20106
B4000	4.0L V6 F/I	28-20106 ♦
Tribute	2.0L L4 F/I	28-20187
Tribute	3.0L V6 F/I	28-20187
2001 MAZDA		
B2300	2.3L L4 F/I	28-20106
B2500	2.5L L4 F/I	28-20106
B3000	3.0L V6 F/I	28-20106
B4000	4.0L V6 F/I	28-20106 ♦
Tribute	2.0L L4 F/I	28-20187
Tribute	3.0L V6 F/I	28-20187
2000 MAZDA		
B2500	2.5L L4 F/I	28-20106
B3000	3.0L V6 F/I	28-20106
B4000	4.0L V6 F/I	28-20106
1999 MAZDA		
B2500	2.5L L4 F/I	28-20106
B3000	3.0L V6 F/I	28-20106
B4000	4.0L V6 F/I	28-20106
1998 MAZDA		
B2500	2.5L L4 F/I	28-20106
B3000	3.0L V6 F/I	28-20106
B4000	4.0L V6 F/I	28-20106
2015 MERCEDES BENZ		
G550	5.5L V8 F/I	28-20181
2014 MERCEDES BENZ		
G550	5.5L V8 F/I	28-20181
2013 MERCEDES BENZ		
G550	5.5L V8 F/I	28-20181
1975 MERCEDES BENZ		
450SE	4.5L V8 F/I	AE-10650
450SEL	4.5L V8 F/I	AE-10650
450SL	4.5L V8 F/I - US	AE-10650
450SLC	4.5L V8 F/I - US	AE-10650
1974 MERCEDES BENZ		
450SE	4.5L V8 F/I	AE-10650
450SEL	4.5L V8 F/I	AE-10650
450SL	4.5L V8 F/I - US	AE-10650
450SLC	4.5L V8 F/I - US	AE-10650

Vehicle	Engine Type	Air Filter
1973 MERCEDES BENZ		
280SEL	4.5L V8 F/I	AE-10650
300SEL	4.5L V8 F/I	AE-10650
450SE	4.5L V8 F/I	AE-10650
450SEL	4.5L V8 F/I	AE-10650
450SL	4.5L V8 F/I - US	AE-10650
450SLC	4.5L V8 F/I - US	AE-10650
1972 MERCEDES BENZ		
280SEL	4.5L V8 F/I	AE-10650
300SEL	3.5L V8 F/I	AE-10650
300SEL	4.5L V8 F/I	AE-10650
1971 MERCEDES BENZ		
300SEL	3.5L V8 F/I	AE-10650
1970 MERCEDES BENZ		
280SE	3.5L V8 F/I	AE-10650
300SEL	3.5L V8 F/I	AE-10650
2011 MERCURY		
Grand Marquis	4.6L V8 F/I	28-20272
Mariner	2.5L L4 F/I	28-20187
2010 MERCURY		
Grand Marquis	4.6L V8 F/I	28-20272
Mariner	2.5L L4 F/I	28-20187
2009 MERCURY		
Grand Marquis	4.6L V8 F/I	28-20272
Mariner	2.5L L4 F/I	28-20187
2008 MERCURY		
Grand Marquis	4.6L V8 F/I	28-20272
Mariner	2.3L L4 F/I	28-20187
Mariner	3.0L V6 F/I	28-20187
Sable	3.5L V6 F/I	28-20395
2007 MERCURY		
Grand Marquis	4.6L V8 F/I	28-20272
Mariner	2.3L L4 F/I	28-20187
Mariner	3.0L V6 F/I	28-20187
2006 MERCURY		
Grand Marquis	4.6L V8 F/I	28-20272
Mariner	2.3L L4 F/I	28-20187
Mariner	3.0L V6 F/I	28-20187
2005 MERCURY		
Grand Marquis	4.6L V8 F/I	28-20272
Mariner	2.3L L4 F/I	28-20187
Mariner	3.0L V6 F/I	28-20187
2004 MERCURY		
Grand Marquis	4.6L V8 F/I	28-20272
Marauder	4.6L V8 F/I	28-20272
2003 MERCURY		
Grand Marquis	4.6L V8 F/I	28-20272
Marauder	4.6L V8 F/I	28-20272
2002 MERCURY		
Grand Marquis	4.6L V8 F/I	28-20272
2001 MERCURY		
Grand Marquis	4.6L V8 F/I	28-20272
Mountaineer	4.0L V6 F/I	28-20106
Mountaineer	5.0L V8 F/I	28-20106
2000 MERCURY		
Grand Marquis	4.6L V8 F/I	28-20272
Mountaineer	4.0L V6 F/I	28-20106

*Indicates 2 filters required ♦ Intake system available - see page 26



Vehicle	Engine Type	Air Filter
2000 MERCURY		
Mountaineer	5.0L V8 F/I	28-20106
1999 MERCURY		
Grand Marquis	4.6L V8 F/I	28-20272
Mountaineer	4.0L V6 F/I	28-20106
Mountaineer	5.0L V8 F/I	28-20106
1998 MERCURY		
Grand Marquis	4.6L V8 F/I	28-20272
Mountaineer	4.0L V6 F/I - w/Panel Filter	28-20106
Mountaineer	5.0L V8 F/I - w/Panel Filter	28-20106
1997 MERCURY		
Grand Marquis	4.6L V8 F/I	28-20272
Mountaineer	5.0L V8 F/I - w/Panel Filter	28-20106
1996 MERCURY		
Grand Marquis	4.6L V8 F/I	28-20272
1995 MERCURY		
Grand Marquis	4.6L V8 F/I	28-20272
1994 MERCURY		
Grand Marquis	4.6L V8 F/I	28-20272
1993 MERCURY		
Grand Marquis	4.6L V8 F/I	28-20272
1992 MERCURY		
Grand Marquis	4.6L V8 F/I	28-20272
2016 MINI		
Cooper Countryman	1.6L L4 F/I - Turbo	28-20936
Cooper Paceman	1.6L L4 F/I - Turbo	28-20936
2015 MINI		
Cooper	1.6L L4 F/I - Turbo	28-20936
Cooper Countryman	1.6L L4 F/I - US, Turbo	28-20936
Cooper Paceman	1.6L L4 F/I - US, Turbo	28-20936
Cooper S	1.6L L4 F/I - Turbo	28-20936
2014 MINI		
Cooper Countryman	1.6L L4 F/I	28-20936
John Cooper Works		
Cooper John Cooper Works	1.6L L4 F/I	28-20936
Cooper Paceman John Cooper Works	1.6L L4 F/I	28-20936
Cooper S	1.6L L4 F/I	28-20936
Cooper S Countryman	1.6L L4 F/I - US	28-20936
Cooper S Paceman	1.6L L4 F/I	28-20936
2013 MINI		
Cooper John Cooper Works	1.6L L4 F/I	28-20936 ♦
Cooper John Cooper Works GP	1.6L L4 F/I	28-20936 ♦
Cooper S	1.6L L4 F/I	28-20936 ♦
Cooper S Countryman	1.6L L4 F/I - US	28-20936
Cooper S Paceman	1.6L L4 F/I - US	28-20936
2012 MINI		
Cooper John Cooper Works	1.6L L4 F/I	28-20936 ♦
Cooper S	1.6L L4 F/I	28-20936 ♦
Cooper S	1.6L L4 F/I - US	28-20936 ♦
Cooper S Clubman	1.6L L4 F/I	28-20936 ♦
2011 MINI		
Cooper John Cooper Works	1.6L L4 F/I	28-20936 ♦

Vehicle	Engine Type	Air Filter
2011 MINI		
Cooper John Cooper Works Clubman	1.6L L4 F/I	28-20936
Cooper S	1.6L L4 F/I	28-20936 ♦
Cooper S Clubman	1.6L L4 F/I - US	28-20936 ♦
Cooper S Countryman	1.6L L4 F/I - Non-US, w/Manual Trans.	28-20936
Cooper S Countryman	1.6L L4 F/I - US	28-20936
2010 MINI		
Cooper John Cooper Works	1.6L L4 F/I	28-20936
Cooper John Cooper Works Clubman	1.6L L4 F/I	28-20936
Cooper S	1.6L L4 F/I - US	28-20936 ♦
Cooper S Clubman	1.6L L4 F/I - US	28-20936 ♦
Cooper S Countryman	1.6L L4 F/I - w/Manual Trans.	28-20936
2009 MINI		
Cooper John Cooper Works	1.6L L4 F/I	28-20936
Cooper S	1.6L L4 F/I - US	28-20936 ♦
Cooper S Clubman	1.6L L4 F/I - US	28-20936
2008 MINI		
Cooper S	1.6L L4 F/I - Non-US	28-20936
Cooper S	1.6L L4 F/I - US, Coupe	28-20936 ♦
Cooper S Clubman	1.6L L4 F/I - Non-US, w/Auto Trans.	28-20936
Cooper S Clubman Works	1.6L L4 F/I - US	28-20936
Works	1.6L L4 F/I	28-20936
2007 MINI		
Cooper S	1.6L L4 F/I - Coupe	28-20936 ♦
2017 MITSUBISHI		
Lancer VIII	1.8L L4 F/I	28-20392
2016 MITSUBISHI		
Lancer VIII	1.8L L4 F/I	28-20392
2015 MITSUBISHI		
Lancer	2.4L L4 F/I - w/Auto Trans.	28-20392
Lancer Evolution	2.0L L4 F/I	28-20392 ♦
Lancer Evolution GSR	2.0L L4 F/I	28-20392 ♦
Lancer Ralliart	2.0L L4 F/I	28-20392
Lancer VIII	1.8L L4 F/I	28-20392
2014 MITSUBISHI		
Lancer	2.4L L4 F/I	28-20392 ♦
Lancer Evolution	2.0L L4 F/I	28-20392 ♦
Lancer Evolution GSR	2.0L L4 F/I	28-20392
Lancer Evolution MR	2.0L L4 F/I	28-20392
Lancer Ralliart	2.0L L4 F/I	28-20392 ♦
Lancer VIII	1.8L L4 F/I	28-20392
2013 MITSUBISHI		
Lancer	2.4L L4 F/I	28-20392 ♦
Lancer Evolution GSR	2.0L L4 F/I	28-20392 ♦
Lancer Evolution MR	2.0L L4 F/I	28-20392 ♦
Lancer Ralliart	2.0L L4 F/I	28-20392 ♦
Lancer VI	2.0L L4 F/I	28-20392
Lancer VIII	1.8L L4 F/I	28-20392
Outlander	2.4L L4 F/I	28-20392
Outlander	3.0L V6 F/I	28-20392
2012 MITSUBISHI		
ASX	1.6L L4 F/I - to 1/12	28-20392
ASX	1.8L L4 F/I - to 1/12	28-20392
Lancer	2.0L L4 F/I	28-20392 ♦
Lancer	2.4L L4 F/I	28-20392 ♦

*Indicates 2 filters required ♦ Intake system available - see page 26



DRYFLOW® REPLACEMENT AIR FILTERS

MITSUBISHI

Vehicle	Engine Type	Air Filter
2012 MITSUBISHI		
Lancer Evolution GSR	2.0L L4 F/I	28-20392 ♦
Lancer Evolution MR	2.0L L4 F/I	28-20392 ♦
Lancer Ralliart	2.0L L4 F/I	28-20392 ♦
Lancer Sportback	2.0L L4 F/I	28-20392
Lancer VI	2.0L L4 F/I	28-20392
Lancer VIII	1.8L L4 F/I	28-20392
Outlander	2.0L L4 F/I - to 6/12	28-20392
Outlander	2.2L L4 DSL - 156BHP	28-20392
Outlander	2.4L L4 F/I	28-20392
Outlander	3.0L V6 F/I	28-20392
Outlander Sport	2.0L L4 F/I	28-20392

Vehicle	Engine Type	Air Filter
2011 MITSUBISHI		
ASX	1.6L L4 F/I	28-20392
ASX	1.8L L4 F/I	28-20392
Lancer	2.0L L4 F/I	28-20392 ♦
Lancer	2.4L L4 F/I	28-20392 ♦
Lancer Evolution GSR	2.0L L4 F/I	28-20392 ♦
Lancer Evolution MR	2.0L L4 F/I	28-20392 ♦
Lancer Ralliart	2.0L L4 F/I	28-20392 ♦
Lancer VI	2.0L L4 F/I	28-20392
Lancer VIII	1.6L L4 F/I	28-20392
Lancer VIII	1.8L L4 F/I	28-20392
Outlander	2.0L L4 DSL	28-20392
Outlander	2.0L L4 F/I	28-20392
Outlander	2.2L L4 DSL - 156BHP	28-20392
Outlander	2.4L L4 F/I	28-20392
Outlander	3.0L V6 F/I	28-20392
Outlander Sport	2.0L L4 F/I	28-20392

Vehicle	Engine Type	Air Filter
2010 MITSUBISHI		
ASX	1.6L L4 F/I	28-20392
Grandis	2.0L L4 DSL	28-20392
Lancer	1.5L L4 F/I	28-20392
Lancer	1.8L L4 F/I	28-20392
Lancer	2.0L L4 DSL	28-20392
Lancer	2.0L L4 F/I	28-20392 ♦
Lancer	2.4L L4 F/I	28-20392 ♦
Lancer Evolution GSR	2.0L L4 F/I	28-20392 ♦
Lancer Evolution MR	2.0L L4 F/I	28-20392 ♦
Lancer Ralliart	2.0L L4 F/I	28-20392 ♦
Lancer VIII	1.6L L4 F/I	28-20392
Outlander	2.0L L4 DSL	28-20392
Outlander	2.0L L4 F/I	28-20392
Outlander	2.2L L4 DSL - 156BHP	28-20392
Outlander	2.4L L4 F/I	28-20392
Outlander	3.0L V6 F/I	28-20392
Raider	3.7L V6 F/I	28-20175

Vehicle	Engine Type	Air Filter
2009 MITSUBISHI		
Grandis	2.0L L4 DSL	28-20392
Lancer	1.5L L4 F/I	28-20392
Lancer	1.8L L4 F/I	28-20392
Lancer	2.0L L4 DSL	28-20392
Lancer	2.0L L4 F/I	28-20392 ♦
Lancer	2.4L L4 F/I	28-20392 ♦
Lancer Evolution GSR	2.0L L4 F/I	28-20392
Lancer Evolution MR	2.0L L4 F/I	28-20392
Lancer Evolution RS	2.0L L4 F/I	28-20392
Lancer Ralliart	2.0L L4 F/I	28-20392 ♦
Outlander	2.0L L4 DSL	28-20392
Outlander	2.2L L4 DSL	28-20392
Outlander	2.4L L4 F/I	28-20392
Outlander	3.0L V6 F/I	28-20392
Raider	3.7L V6 F/I	28-20175

Vehicle	Engine Type	Air Filter
2008 MITSUBISHI		
Grandis	2.0L L4 DSL	28-20392
Lancer	1.5L L4 F/I	28-20392
Lancer	1.8L L4 F/I	28-20392
Lancer	2.0L L4 DSL	28-20392
Lancer	2.0L L4 F/I	28-20392 ♦
Lancer Evolution GSR	2.0L L4 F/I	28-20392 ♦
Lancer Evolution MR	2.0L L4 F/I	28-20392 ♦
Outlander	2.0L L4 DSL	28-20392
Outlander	2.2L L4 DSL	28-20392
Outlander	2.4L L4 F/I	28-20392
Outlander	3.0L V6 F/I	28-20392
Raider	3.7L V6 F/I	28-20175
Raider	4.7L V8 F/I	28-20175

Vehicle	Engine Type	Air Filter
2007 MITSUBISHI		
Grandis	2.0L L4 DSL	28-20392
Outlander	2.0L L4 DSL	28-20392
Outlander	2.2L L4 DSL	28-20392
Outlander	2.4L L4 F/I - from 3/07	28-20392
Outlander	3.0L V6 F/I	28-20392
Raider	3.7L V6 F/I	28-20175
Raider	4.7L V8 F/I	28-20175

Vehicle	Engine Type	Air Filter
2006 MITSUBISHI		
Raider	3.7L V6 F/I	28-20175
Raider	4.7L V8 F/I	28-20175 ♦

Vehicle	Engine Type	Air Filter
2017 NISSAN		
Altima	3.5L V6 F/I	28-20031
Frontier	4.0L V6 F/I	28-20286
Juke	1.2L L4 F/I	28-20409
Juke	1.5L L4 DSL	28-20409
Juke	1.6L L4 F/I	28-20409
Maxima	3.5L V6 F/I	28-20031
Micra	1.2L L3 F/I - Exc. Turbo	28-20409
Murano	3.5L V6 F/I	28-20031
Note	1.2L L3 F/I - Exc. Turbo	28-20409
NV1500	4.0L V6 F/I	28-20286
NV2500	4.0L V6 F/I	28-20286
Pulsar	1.2L L4 F/I	28-20409
Pulsar	1.5L L4 DSL	28-20409
Pulsar	1.6L L4 F/I	28-20409
Quest	3.5L V6 F/I	28-20031
Sentra	1.8L L4 F/I	28-20409

Vehicle	Engine Type	Air Filter
2016 NISSAN		
Altima	3.5L V6 F/I	28-20031
Frontier	4.0L V6 F/I	28-20286
Juke	1.2L L4 F/I	28-20409
Juke	1.5L L4 DSL - OEM 1654630P00	28-20409
Juke	1.6L L4 F/I	28-20409 ♦
Maxima	3.5L V6 F/I	28-20031 ♦
Micra	1.2L L3 F/I - Exc. Turbo	28-20409
Murano	3.5L V6 F/I	28-20031
Note	1.2L L3 F/I - Exc. Turbo	28-20409
NV1500	4.0L V6 F/I	28-20286
NV2500	4.0L V6 F/I	28-20286
NV2500	5.6L V8 F/I	28-20286
NV3500	5.6L V8 F/I	28-20286
Pathfinder	3.5L V6 F/I	28-20031
Pulsar	1.2L L4 F/I	28-20409
Pulsar	1.5L L4 DSL	28-20409
Pulsar	1.6L L4 F/I	28-20409
Quest	3.5L V6 F/I	28-20031
Sentra	1.8L L4 F/I	28-20409 ♦

*Indicates 2 filters required ♦ Intake system available - see page 26



Vehicle	Engine Type	Air Filter
2015 NISSAN		
Altima	3.5L V6 F/I	28-20031
Armada	5.6L V8 F/I	28-20286
Frontier	4.0L V6 F/I	28-20286 ♦
Juke	1.2L L4 F/I	28-20409
Juke	1.5L L4 DSL - OEM 1654630P00	28-20409
Juke	1.6L L4 F/I	28-20409 ♦
Micra	1.2L L3 F/I - Exc. Turbo	28-20409
Murano	3.5L V6 F/I	28-20031
Note	1.2L L3 F/I - Exc. Turbo	28-20409
NV1500	4.0L V6 F/I	28-20286
NV2500	4.0L V6 F/I	28-20286
NV2500	5.6L V8 F/I	28-20286
NV3500	5.6L V8 F/I	28-20286
Pathfinder	3.5L V6 F/I	28-20031
Pulsar	1.2L L4 F/I	28-20409
Pulsar	1.5L L4 DSL	28-20409
Pulsar	1.6L L4 F/I	28-20409
Quest	3.5L V6 F/I	28-20031
Rogue Select	2.5L L4 F/I	28-20409
Sentra	1.8L L4 F/I	28-20409 ♦
Titan	5.6L V8 F/I	28-20286 ♦
Xterra	4.0L V6 F/I	28-20286

2014 NISSAN		
Altima	3.5L V6 F/I	28-20031
Armada	5.6L V8 F/I	28-20286 ♦
Frontier	4.0L V6 F/I	28-20286 ♦
Juke	1.2L L4 F/I	28-20409
Juke	1.6L L4 F/I	28-20409 ♦
Maxima	3.5L V6 F/I	28-20031 ♦
Micra	1.2L L3 F/I - Exc. Turbo	28-20409
Murano	3.5L V6 F/I	28-20031
Note	1.2L L3 F/I - Exc. Turbo	28-20409
NV1500	4.0L V6 F/I	28-20286
NV2500	4.0L V6 F/I	28-20286
NV2500	5.6L V8 F/I	28-20286
NV3500	5.6L V8 F/I	28-20286
Pathfinder	3.5L V6 F/I	28-20031
Pulsar	1.2L L4 F/I	28-20409
Pulsar	1.5L L4 DSL	28-20409
Pulsar	1.6L L4 F/I	28-20409
Quest	3.5L V6 F/I	28-20031
Rogue Select	2.5L L4 F/I	28-20409
Sentra	1.8L L4 F/I	28-20409 ♦
Titan	5.6L V8 F/I	28-20286 ♦
Xterra	4.0L V6 F/I	28-20286 ♦

2013 NISSAN		
Altima	3.5L V6 F/I	28-20031
Altima Coupe	2.5L L4 F/I	28-20374 ♦
Armada	5.6L V8 F/I	28-20286 ♦
Frontier	4.0L V6 F/I	28-20286 ♦
Juke	1.6L L4 F/I	28-20409 ♦
Maxima	3.5L V6 F/I	28-20031 ♦
Micra	1.2L L3 F/I - Exc. Turbo	28-20409
Murano	3.5L V6 F/I	28-20031
Note	1.2L L3 F/I - Exc. Turbo	28-20409
NV1500	4.0L V6 F/I	28-20286
NV2500	4.0L V6 F/I	28-20286
NV2500	5.6L V8 F/I	28-20286
NV3500	5.6L V8 F/I	28-20286
Pathfinder	3.5L V6 F/I	28-20031
Quest	3.5L V6 F/I	28-20031
Rogue	2.5L L4 F/I	28-20409

Vehicle	Engine Type	Air Filter
2013 NISSAN		
Sentra	1.8L L4 F/I	28-20409 ♦
Titan	5.6L V8 F/I	28-20286 ♦
Xterra	4.0L V6 F/I	28-20286 ♦

2012 NISSAN		
Altima	2.5L L4 F/I	28-20374 ♦
Altima	3.5L V6 F/I	28-20031
Armada	5.6L V8 F/I	28-20286 ♦
Frontier	4.0L V6 F/I	28-20286 ♦
Juke	1.6L L4 F/I	28-20409 ♦
Maxima	3.5L V6 F/I	28-20031 ♦
Micra	1.2L L3 F/I - Exc. Turbo	28-20409
Murano	3.5L V6 F/I	28-20031
NV1500	4.0L V6 F/I	28-20286
NV2500	4.0L V6 F/I	28-20286
NV2500	5.6L V8 F/I	28-20286
NV3500	5.6L V8 F/I	28-20286
Pathfinder	4.0L V6 F/I	28-20286 ♦
Pathfinder	5.6L V8 F/I	28-20286
Quest	3.5L V6 F/I	28-20031
Rogue	2.5L L4 F/I	28-20409
Sentra	2.5L L4 F/I	28-20409
Titan	5.6L V8 F/I	28-20286 ♦
Xterra	4.0L V6 F/I	28-20286 ♦

2011 NISSAN		
Altima	2.5L L4 F/I	28-20374 ♦
Altima	3.5L V6 F/I	28-20031 ♦
Armada	5.6L V8 F/I	28-20286 ♦
Frontier	4.0L V6 F/I	28-20286 ♦
Juke	1.6L L4 F/I	28-20409
Maxima	3.5L V6 F/I	28-20031 ♦
Micra	1.2L L3 F/I - Exc. Turbo	28-20409
Murano	3.5L V6 F/I	28-20031
Pathfinder	4.0L V6 F/I	28-20286 ♦
Pathfinder	5.6L V8 F/I	28-20286
Quest	3.5L V6 F/I	28-20031
Rogue	2.5L L4 F/I	28-20409
Sentra	2.5L L4 F/I	28-20409
Titan	5.6L V8 F/I	28-20286 ♦
Xterra	4.0L V6 F/I	28-20286 ♦
X-Trail	2.5L L4 F/I	28-20409

2010 NISSAN		
Altima	2.5L L4 F/I	28-20374
Altima	3.5L V6 F/I	28-20031 ♦
Altima Hybrid	2.5L L4 F/I	28-20374
Armada	5.6L V8 F/I	28-20286 ♦
Frontier	4.0L V6 F/I	28-20286 ♦
Juke	1.6L L4 F/I	28-20409
Maxima	3.5L V6 F/I	28-20031
Murano	3.5L V6 F/I	28-20031
Pathfinder	4.0L V6 F/I	28-20286 ♦
Pathfinder	5.6L V8 F/I	28-20286
Quest	3.5L V6 F/I	28-20031
Rogue	2.5L L4 F/I	28-20409
Sentra	2.5L L4 F/I	28-20409
Titan	5.6L V8 F/I	28-20286 ♦
Xterra	4.0L V6 F/I	28-20286 ♦
X-Trail	2.5L L4 F/I	28-20409

2009 NISSAN		
Altima	2.5L L4 F/I	28-20374
Altima	3.5L V6 F/I	28-20031 ♦
Altima Hybrid	2.5L L4 F/I	28-20374

*Indicates 2 filters required ♦ Intake system available - see page 26



DRYFLOW® REPLACEMENT AIR FILTERS

NISSAN

Vehicle	Engine Type	Air Filter
2009 NISSAN		
Armada	5.6L V8 F/I	28-20286 ♦
Frontier	4.0L V6 F/I	28-20286 ♦
Maxima	3.5L V6 F/I	28-20031
Murano	3.5L V6 F/I	28-20031
Pathfinder	4.0L V6 F/I	28-20286 ♦
Pathfinder	5.6L V8 F/I	28-20286
Quest	3.5L V6 F/I	28-20031
Rogue	2.5L L4 F/I	28-20409
Sentra	2.5L L4 F/I	28-20409
Titan	5.6L V8 F/I	28-20286 ♦
Xterra	4.0L V6 F/I	28-20286 ♦
X-Trail	2.5L L4 F/I	28-20409

Vehicle	Engine Type	Air Filter
2008 NISSAN		
Altima	2.5L L4 F/I	28-20374
Altima	3.5L V6 F/I	28-20031 ♦
Altima Hybrid	2.5L L4 F/I	28-20374
Armada	5.6L V8 F/I	28-20286 ♦
Frontier	4.0L V6 F/I	28-20286 ♦
Maxima	3.5L V6 F/I	28-20031
Murano	3.5L V6 F/I	28-20031
Pathfinder	4.0L V6 F/I	28-20286 ♦
Pathfinder	5.6L V8 F/I	28-20286
Primera	1.8L L4 F/I	28-20031
Primera	2.0L L4 F/I	28-20031
Quest	3.5L V6 F/I	28-20031
Rogue	2.5L L4 F/I	28-20409
Sentra	2.5L L4 F/I	28-20409
Titan	5.6L V8 F/I	28-20286 ♦
Xterra	4.0L V6 F/I	28-20286 ♦
X-Trail	2.5L L4 F/I	28-20409

Vehicle	Engine Type	Air Filter
2007 NISSAN		
Almera II	1.5L L4 F/I	28-20031
Altima	2.5L L4 F/I	28-20374
Altima	3.5L V6 F/I	28-20031 ♦
Altima Hybrid	2.5L L4 F/I	28-20374
Armada	5.6L V8 F/I	28-20286 ♦
Frontier	4.0L V6 F/I	28-20286 ♦
Maxima	3.5L V6 F/I	28-20031
Murano	3.5L V6 F/I	28-20031
Pathfinder	4.0L V6 F/I	28-20286 ♦
Primera	1.8L L4 F/I	28-20031
Primera	2.0L L4 F/I	28-20031
Quest	3.5L V6 F/I	28-20031
Sentra	2.5L L4 F/I	28-20409
Titan	5.6L V8 F/I	28-20286 ♦
Xterra	4.0L V6 F/I	28-20286 ♦
X-Trail	2.2L L4 DSL	28-20031
X-Trail	2.5L L4 F/I	28-20409

Vehicle	Engine Type	Air Filter
2006 NISSAN		
350Z	3.5L V6 F/I	28-20031 ♦
Almera II	1.5L L4 F/I	28-20031
Almera II	1.8L L4 F/I	28-20031
Almera II	2.2L L4 DSL	28-20031
Almera Tino	1.8L L4 F/I	28-20031
Almera Tino	2.2L L4 DSL	28-20031
Altima	2.5L L4 F/I	28-20031 ♦
Altima	3.5L V6 F/I	28-20031 ♦
Armada	5.6L V8 F/I	28-20286 ♦
Frontier	4.0L V6 F/I	28-20286 ♦
Maxima	3.5L V6 F/I	28-20031 ♦
Murano	3.5L V6 F/I	28-20031
Pathfinder	4.0L V6 F/I	28-20286 ♦

Vehicle	Engine Type	Air Filter
2006 NISSAN		
Primera	1.6L L4 F/I	28-20031
Primera	1.8L L4 F/I	28-20031
Primera	2.0L L4 F/I	28-20031
Primera	2.2L L4 DSL	28-20031
Quest	3.5L V6 F/I	28-20031
Sentra	1.8L L4 F/I	28-20031
Sentra	2.5L L4 F/I	28-20031 ♦
Titan	5.6L V8 F/I	28-20286 ♦
Xterra	4.0L V6 F/I	28-20286 ♦
X-Trail	2.0L L4 F/I	28-20031
X-Trail	2.2L L4 DSL	28-20031
X-Trail	2.5L L4 F/I	28-20031

Vehicle	Engine Type	Air Filter
2005 NISSAN		
350Z	3.5L V6 F/I	28-20031 ♦
Almera II	1.5L L4 F/I	28-20031
Almera II	1.8L L4 F/I	28-20031
Almera II	2.2L L4 DSL	28-20031
Almera Tino	1.8L L4 F/I	28-20031
Almera Tino	2.0L L4 F/I	28-20031
Almera Tino	2.2L L4 DSL	28-20031
Altima	2.5L L4 F/I	28-20031 ♦
Altima	3.5L V6 F/I	28-20031 ♦
Armada	5.6L V8 F/I	28-20286 ♦
Frontier	4.0L V6 F/I	28-20286 ♦
Maxima	2.0L V6 F/I	28-20031
Maxima	3.0L V6 F/I	28-20031
Maxima	3.5L V6 F/I	28-20031 ♦
Murano	3.5L V6 F/I	28-20031
Navara	3.0L L4 DSL	28-20031
Pathfinder	4.0L V6 F/I	28-20286 ♦
Primera	1.6L L4 F/I	28-20031
Primera	1.8L L4 F/I	28-20031
Primera	2.0L L4 F/I	28-20031
Primera	2.2L L4 DSL	28-20031
Quest	3.5L V6 F/I	28-20031
Sentra	1.8L L4 F/I	28-20031
Sentra	2.5L L4 F/I	28-20031 ♦
Terrano II	2.4L L4 F/I	28-20031
Titan	5.6L V8 F/I	28-20286 ♦
Xterra	4.0L V6 F/I	28-20286 ♦
X-Trail	2.0L L4 F/I	28-20031
X-Trail	2.2L L4 DSL	28-20031
X-Trail	2.5L L4 F/I	28-20031

Vehicle	Engine Type	Air Filter
2004 NISSAN		
350Z	3.5L V6 F/I	28-20031 ♦
Almera II	1.5L L4 F/I	28-20031
Almera II	1.8L L4 F/I	28-20031
Almera II	2.2L L4 DSL	28-20031
Almera Tino	1.8L L4 F/I	28-20031
Almera Tino	2.0L L4 F/I	28-20031
Almera Tino	2.2L L4 DSL	28-20031
Altima	2.5L L4 F/I	28-20031 ♦
Altima	3.5L V6 F/I	28-20031 ♦
Frontier	3.3L V6 F/I	28-20031
Maxima	2.0L V6 F/I	28-20031
Maxima	3.0L V6 F/I	28-20031
Maxima	3.5L V6 F/I	28-20031 ♦
Murano	3.5L V6 F/I	28-20031
Navara	3.0L L4 DSL	28-20031
Pathfinder	2.7L L6 DSL	28-20031
Pathfinder	3.3L V6 F/I	28-20031
Pathfinder	3.5L V6 F/I	28-20031

*Indicates 2 filters required ♦ Intake system available - see page 26



Vehicle	Engine Type	Air Filter
2004 NISSAN		
Pathfinder	5.6L V8 F/I	28-20286 ♦
Pathfinder Armada	5.6L V8 F/I	28-20286 ♦
Primera	1.6L L4 F/I	28-20031
Primera	1.8L L4 F/I	28-20031
Primera	2.0L L4 F/I	28-20031
Primera	2.2L L4 DSL	28-20031
Quest	3.5L V6 F/I	28-20031
Sentra	1.8L L4 F/I	28-20031
Sentra	2.5L L4 F/I	28-20031 ♦
Terrano II	2.4L L4 F/I	28-20031
Titan	5.6L V8 F/I	28-20286 ♦
Xterra	3.3L V6 F/I	28-20031
X-Trail	2.0L L4 F/I	28-20031
X-Trail	2.2L L4 DSL	28-20031
X-Trail	2.5L L4 F/I	28-20031

Vehicle	Engine Type	Air Filter
2003 NISSAN		
350Z	3.5L V6 F/I	28-20031 ♦
Almera II	1.5L L4 F/I	28-20031
Almera II	1.8L L4 F/I	28-20031
Almera II	2.2L L4 DSL	28-20031
Almera Tino	1.8L L4 F/I	28-20031
Almera Tino	2.0L L4 F/I	28-20031
Almera Tino	2.2L L4 DSL	28-20031
Altima	2.5L L4 F/I	28-20031 ♦
Altima	3.5L V6 F/I	28-20031 ♦
Frontier	3.3L V6 F/I	28-20031 ♦
Maxima	2.0L V6 F/I	28-20031
Maxima	3.0L V6 F/I	28-20031
Maxima	3.5L V6 F/I	28-20031
Murano	3.5L V6 F/I	28-20031
Pathfinder	2.7L L6 DSL	28-20031
Pathfinder	3.3L V6 F/I	28-20031
Pathfinder	3.5L V6 F/I	28-20031
Primera	1.6L L4 F/I	28-20031
Primera	1.8L L4 F/I	28-20031
Primera	2.0L L4 F/I	28-20031
Primera	2.2L L4 DSL	28-20031
Sentra	1.8L L4 F/I	28-20031
Sentra	2.5L L4 F/I	28-20031 ♦
Terrano II	2.4L L4 F/I	28-20031
Xterra	3.3L V6 F/I	28-20031 ♦
X-Trail	2.0L L4 F/I	28-20031
X-Trail	2.2L L4 DSL	28-20031
X-Trail	2.5L L4 F/I	28-20031

Vehicle	Engine Type	Air Filter
2002 NISSAN		
Almera II	1.5L L4 F/I	28-20031
Almera II	1.8L L4 F/I	28-20031
Almera II	2.2L L4 DSL	28-20031
Almera Tino	1.8L L4 F/I	28-20031
Almera Tino	2.0L L4 F/I	28-20031
Almera Tino	2.2L L4 DSL	28-20031
Altima	2.5L L4 F/I	28-20031 ♦
Altima	3.5L V6 F/I	28-20031 ♦
Frontier	3.3L V6 F/I	28-20031 ♦
Maxima	2.0L V6 F/I	28-20031
Maxima	3.0L V6 F/I	28-20031
Maxima	3.5L V6 F/I	28-20031
Pathfinder	2.7L L6 DSL	28-20031
Pathfinder	3.3L V6 F/I	28-20031
Pathfinder	3.5L V6 F/I	28-20031
Primera	1.8L L4 F/I	28-20031
Primera	2.0L L4 DSL	28-20031

Vehicle	Engine Type	Air Filter
2002 NISSAN		
Primera	2.0L L4 F/I	28-20031
Primera	2.2L L4 DSL	28-20031
Sentra	1.8L L4 F/I	28-20031
Sentra	2.5L L4 F/I	28-20031 ♦
Terrano II	2.4L L4 F/I	28-20031
Xterra	3.3L V6 F/I	28-20031 ♦
X-Trail	2.0L L4 F/I	28-20031
X-Trail	2.2L L4 DSL	28-20031

Vehicle	Engine Type	Air Filter
2001 NISSAN		
Almera II	1.5L L4 F/I	28-20031
Almera II	1.8L L4 F/I	28-20031
Almera II	2.2L L4 DSL	28-20031
Almera Tino	1.8L L4 F/I	28-20031
Almera Tino	2.0L L4 F/I	28-20031
Almera Tino	2.2L L4 DSL	28-20031
Altima	2.4L L4 F/I	28-20031
Frontier	3.3L V6 F/I	28-20031 ♦
Maxima	2.0L V6 F/I	28-20031
Maxima	3.0L V6 F/I	28-20031
Pathfinder	2.7L L6 DSL	28-20031
Pathfinder	3.3L V6 F/I	28-20031
Pathfinder	3.5L V6 F/I	28-20031
Primera	1.8L L4 F/I	28-20031
Primera	2.0L L4 DSL	28-20031
Primera	2.0L L4 F/I	28-20031
Sentra	1.8L L4 F/I	28-20031
Sentra	2.0L L4 F/I	28-20031
Serena	1.6L L4 F/I	28-20031
Serena	2.0L L4 DSL	28-20031
Serena	2.0L L4 F/I	28-20031
Serena	2.3L L4 DSL	28-20031
Terrano II	2.4L L4 F/I	28-20031
Xterra	3.3L V6 F/I	28-20031 ♦
X-Trail	2.0L L4 F/I	28-20031
X-Trail	2.2L L4 DSL	28-20031

Vehicle	Engine Type	Air Filter
2000 NISSAN		
Almera I	2.0L L4 DSL	28-20031
Almera I	2.0L L4 F/I	28-20031
Almera II	1.5L L4 F/I	28-20031
Almera II	1.8L L4 F/I	28-20031
Almera II	2.2L L4 DSL	28-20031
Almera Tino	1.8L L4 F/I	28-20031
Almera Tino	2.0L L4 F/I	28-20031
Almera Tino	2.2L L4 DSL	28-20031
Altima	2.4L L4 F/I	28-20031
Frontier	3.3L V6 F/I	28-20031
Maxima	2.0L V6 F/I	28-20031
Maxima	3.0L V6 F/I	28-20031
Pathfinder	2.7L L6 DSL	28-20031
Pathfinder	3.3L V6 F/I	28-20031
Pathfinder	3.5L V6 F/I	28-20031
Primera	1.8L L4 F/I	28-20031
Primera	2.0L L4 DSL	28-20031
Primera	2.0L L4 F/I	28-20031
Sentra	1.8L L4 F/I	28-20031
Sentra	2.0L L4 F/I	28-20031
Serena	1.6L L4 F/I	28-20031
Serena	2.0L L4 DSL	28-20031
Serena	2.0L L4 F/I	28-20031
Serena	2.3L L4 DSL	28-20031
Terrano II	2.4L L4 F/I	28-20031
Xterra	3.3L V6 F/I	28-20031

*Indicates 2 filters required ♦ Intake system available - see page 26



DRYFLOW® REPLACEMENT AIR FILTERS

NISSAN

Vehicle	Engine Type	Air Filter	Vehicle	Engine Type	Air Filter
1999 NISSAN			1996 NISSAN		
200SX	2.0L L4 F/I	28-20031	200SX	2.0L L4 F/I	28-20031
Almera I	2.0L L4 DSL	28-20031	240SX	2.4L L4 F/I	28-20031 ♦
Almera I	2.0L L4 F/I	28-20031	Almera I	2.0L L4 DSL	28-20031
Altima	2.4L L4 F/I	28-20031	Almera I	2.0L L4 F/I	28-20031
Frontier	3.3L V6 F/I	28-20031	Altima	2.4L L4 F/I	28-20031
Maxima	2.0L V6 F/I	28-20031	Maxima	2.0L V6 F/I	28-20031
Maxima	3.0L V6 F/I	28-20031	Maxima	3.0L V6 F/I	28-20031
Pathfinder	2.7L L6 DSL	28-20031	Pathfinder	3.3L V6 F/I	28-20031
Pathfinder	3.3L V6 F/I	28-20031	Patrol	4.2L L6 F/I	28-20031
Primera	1.8L L4 F/I	28-20031	Pickup	3.0L V6 F/I	28-20031
Primera	2.0L L4 DSL	28-20031	Primera	2.0L L4 DSL	28-20031
Primera	2.0L L4 F/I	28-20031	Primera	2.0L L4 F/I	28-20031
Sentra	1.6L L4 F/I	28-20031	Sentra	1.6L L4 F/I	28-20031
Sentra	2.0L L4 F/I	28-20031	Serena	1.6L L4 F/I	28-20031
Serena	1.6L L4 F/I	28-20031	Serena	2.0L L4 DSL	28-20031
Serena	2.0L L4 DSL	28-20031	Serena	2.0L L4 F/I	28-20031
Serena	2.0L L4 F/I	28-20031	Serena	2.3L L4 DSL	28-20031
Serena	2.3L L4 DSL	28-20031	Terrano II	2.4L L4 F/I	28-20031
Terrano II	2.4L L4 F/I	28-20031	1995 NISSAN		
1998 NISSAN			200SX	1.6L L4 F/I	28-20031
200SX	1.6L L4 F/I	28-20031	200SX	2.0L L4 F/I	28-20031
200SX	2.0L L4 F/I	28-20031	240SX	2.4L L4 F/I	28-20031 ♦
240SX	2.4L L4 F/I	28-20031 ♦	Almera I	2.0L L4 DSL	28-20031
Almera I	2.0L L4 DSL	28-20031	Altima	2.4L L4 F/I	28-20031
Almera I	2.0L L4 F/I	28-20031	Axxess	2.4L L4 F/I	28-20031
Altima	2.4L L4 F/I	28-20031	Maxima	2.0L V6 F/I	28-20031
Maxima	2.0L V6 F/I	28-20031	Maxima	3.0L V6 F/I	28-20031
Maxima	3.0L V6 F/I	28-20031	Pathfinder	3.0L V6 F/I	28-20031
Pathfinder	2.7L L6 DSL	28-20031	Patrol	4.2L L6 F/I	28-20031
Pathfinder	3.3L V6 F/I	28-20031	Pickup	3.0L V6 F/I	28-20031
Primera	2.0L L4 DSL	28-20031	Primera	2.0L L4 DSL	28-20031
Primera	2.0L L4 F/I	28-20031	Primera	2.0L L4 F/I	28-20031
Sentra	1.6L L4 F/I	28-20031	QX	2.0L L4 F/I	28-20031
Sentra	2.0L L4 F/I	28-20031	QX	3.0L V6 F/I	28-20031
Serena	1.6L L4 F/I	28-20031	Sentra	1.6L L4 F/I	28-20031
Serena	2.0L L4 DSL	28-20031	Serena	1.6L L4 F/I	28-20031
Serena	2.0L L4 F/I	28-20031	Serena	2.0L L4 DSL	28-20031
Serena	2.3L L4 DSL	28-20031	Serena	2.0L L4 F/I	28-20031
Terrano II	2.4L L4 F/I	28-20031	Serena	2.3L L4 DSL	28-20031
1997 NISSAN			Sunny III	2.0L L4 DSL	28-20031
200SX	1.6L L4 F/I	28-20031	Sunny III	2.0L L4 F/I	28-20031
200SX	2.0L L4 F/I	28-20031	Terrano I	3.0L L4 F/I	28-20031
240SX	2.4L L4 F/I	28-20031 ♦	Terrano II	2.4L L4 F/I	28-20031
Almera I	2.0L L4 DSL	28-20031	1994 NISSAN		
Almera I	2.0L L4 F/I	28-20031	200SX	1.8L L4 F/I	28-20031
Altima	2.4L L4 F/I	28-20031	200SX	2.0L L4 F/I	28-20031
Maxima	2.0L V6 F/I	28-20031	240SX	2.4L L4 F/I	28-20031 ♦
Maxima	3.0L V6 F/I	28-20031	Altima	2.4L L4 F/I	28-20031
Pathfinder	2.7L L6 DSL	28-20031	D21 Pickup	3.0L V6 F/I	28-20031
Pathfinder	3.3L V6 F/I	28-20031	Maxima	3.0L V6 F/I	28-20031
Patrol	4.2L L6 F/I	28-20031	Pathfinder	3.0L V6 F/I	28-20031
Primera	2.0L L4 DSL	28-20031	Patrol	4.2L L6 F/I	28-20031
Primera	2.0L L4 F/I	28-20031	Prairie	2.4L L4 F/I	28-20031
Sentra	1.6L L4 F/I	28-20031	Primera	2.0L L4 DSL	28-20031
Serena	1.6L L4 F/I	28-20031	Primera	2.0L L4 F/I	28-20031
Serena	2.0L L4 DSL	28-20031	Sentra	1.6L L4 F/I	28-20031
Serena	2.0L L4 F/I	28-20031	Sentra	2.0L L4 F/I	28-20031
Serena	2.3L L4 DSL	28-20031	Serena	1.6L L4 F/I	28-20031
Skyline	2.6L - GTR, 24v, Twin Turbo	28-20031	Serena	2.0L L4 DSL	28-20031
Terrano II	2.4L L4 F/I	28-20031	Serena	2.0L L4 F/I	28-20031
1996 NISSAN			Sunny III	2.0L L4 DSL	28-20031
200SX	1.6L L4 F/I	28-20031	Sunny III	2.0L L4 F/I	28-20031

*Indicates 2 filters required ♦ Intake system available - see page 26



Vehicle	Engine Type	Air Filter
1994 NISSAN		
Terrano I	3.0L L4 F/I	28-20031
Terrano II	2.4L L4 F/I	28-20031
1993 NISSAN		
200SX	1.8L L4 F/I	28-20031
200SX	2.0L L4 F/I	28-20031
240SX	2.4L L4 F/I	28-20031 ♦
Altima	2.4L L4 F/I	28-20031
D21 Pickup	3.0L V6 F/I	28-20031
Maxima	3.0L V6 F/I	28-20031
NX	1.6L L4 F/I	28-20031
NX	2.0L L4 F/I	28-20031
Pathfinder	3.0L V6 F/I	28-20031
Patrol	4.2L L6 F/I	28-20031
Prairie	2.4L L4 F/I	28-20031
Primera	2.0L L4 DSL	28-20031
Primera	2.0L L4 F/I	28-20031
Sentra	1.6L L4 F/I	28-20031
Sentra	2.0L L4 F/I	28-20031
Serena	1.6L L4 F/I	28-20031
Serena	2.0L L4 DSL	28-20031
Serena	2.0L L4 F/I	28-20031
Silvia	2.0L L4 F/I	28-20031
Skyline	2.0L L6 F/I	28-20031
Skyline	2.5L V6 - 24v, Turbo	28-20031
Sunny III	2.0L L4 DSL	28-20031
Sunny III	2.0L L4 F/I	28-20031
Terrano I	3.0L L4 F/I	28-20031
Terrano II	2.4L L4 F/I	28-20031
1992 NISSAN		
200SX	1.8L L4 F/I	28-20031
240SX	2.4L L4 F/I	28-20031 ♦
D21 Pickup	3.0L V6 F/I	28-20031
Maxima	3.0L V6 F/I	28-20031
NX	1.6L L4 F/I	28-20031
NX	2.0L L4 F/I	28-20031
Pathfinder	3.0L V6 F/I	28-20031
Patrol	4.2L L6 F/I	28-20031
Prairie	2.0L L4 F/I	28-20031
Prairie	2.4L L4 F/I	28-20031
Primera	2.0L L4 DSL	28-20031
Primera	2.0L L4 F/I	28-20031
Sentra	1.6L L4 F/I	28-20031
Sentra	2.0L L4 F/I	28-20031
Serena	2.0L L4 DSL	28-20031
Serena	2.0L L4 F/I	28-20031
Stanza	2.4L L4 F/I	28-20031
Sunny III	2.0L L4 DSL	28-20031
Sunny III	2.0L L4 F/I	28-20031
Terrano I	3.0L L4 F/I	28-20031
1991 NISSAN		
200SX	1.8L L4 F/I	28-20031
240SX	2.4L L4 F/I	28-20031 ♦
Axxess	2.4L L4 F/I	28-20031
D21 Pickup	3.0L V6 F/I	28-20031
Maxima	3.0L V6 F/I	28-20031
NX	1.6L L4 F/I	28-20031
NX	2.0L L4 F/I	28-20031
Pathfinder	3.0L V6 F/I	28-20031
Patrol	4.2L L6 F/I	28-20031
Prairie	2.0L L4 F/I	28-20031
Primera	2.0L L4 DSL	28-20031
Primera	2.0L L4 F/I	28-20031

Vehicle	Engine Type	Air Filter
1991 NISSAN		
Sentra	1.6L L4 F/I	28-20031
Sentra	2.0L L4 F/I	28-20031
Stanza	2.4L L4 F/I	28-20031
Sunny II	1.7L L4 DSL	28-20031
Sunny II	1.8L L4 F/I	28-20031
Sunny III	2.0L L4 DSL	28-20031
Sunny III	2.0L L4 F/I	28-20031
Terrano I	3.0L L4 F/I	28-20031
1990 NISSAN		
200SX	1.8L L4 F/I	28-20031
240SX	2.4L L4 F/I	28-20031
300ZX	3.0L V6 F/I - Non-US, VG30 Eng.	28-20031
Axxess	2.4L L4 F/I	28-20031
Bluebird	2.0L L4 DSL	28-20031
D21 Pickup	3.0L V6 F/I - w/Panel Filter	28-20031
Maxima	3.0L V6 F/I	28-20031
Pathfinder	3.0L V6 F/I - w/Panel Filter	28-20031
Patrol	4.2L L6 F/I	28-20031
Prairie	2.0L L4 F/I	28-20031
Primera	2.0L L4 F/I	28-20031
Stanza	2.4L L4 F/I	28-20031
Sunny II	1.7L L4 DSL	28-20031
Sunny II	1.8L L4 F/I	28-20031
Sunny III	2.0L L4 DSL	28-20031
Sunny III	2.0L L4 F/I	28-20031
Terrano I	3.0L L4 F/I	28-20031
1989 NISSAN		
200SX	1.8L L4 F/I	28-20031
240SX	2.4L L4 F/I	28-20031
300ZX	3.0L V6 F/I	28-20031
Bluebird	2.0L L4 DSL	28-20031
Laurel	2.8L L6 DSL	28-20031
Laurel	3.0L V6 F/I	28-20031
Maxima	3.0L V6 F/I	28-20031
Patrol	4.2L L6 F/I	28-20031
Prairie	2.0L L4 F/I	28-20031
Pulsar NX	1.8L L4 F/I	28-20031
Sunny II	1.6L L4 F/I - 110BHP	28-20031
Sunny II	1.7L L4 DSL	28-20031
Sunny II	1.8L L4 F/I	28-20031
1988 NISSAN		
200SX	1.8L L4 F/I	28-20031
240SX	2.4L L4 F/I	28-20031
300ZX	3.0L V6 F/I	28-20031
Bluebird	2.0L L4 DSL	28-20031
Laurel	2.8L L6 DSL	28-20031
Laurel	3.0L F/I	28-20031
Maxima	3.0L V6 F/I - 170BHP	28-20031
Patrol	4.2L L6 F/I	28-20031
Pulsar NX	1.8L L4 F/I	28-20031
Silvia	2.0L L4 F/I	28-20031
Sunny II	1.6L L4 F/I - 110BHP	28-20031
Sunny II	1.7L L4 DSL	28-20031
1987 NISSAN		
300ZX	3.0L V6 F/I - Exc. Turbo	28-20031
Bluebird	2.0L L4 DSL	28-20031
Laurel	2.4L L6 F/I	28-20031
Laurel	2.8L L6 DSL	28-20031
Laurel	3.0L F/I	28-20031
Pulsar NX	1.6L L4 F/I - w/Panel Filter	28-20031
Silvia	2.0L L4 F/I	28-20031

*Indicates 2 filters required ♦ Intake system available - see page 26



DRYFLOW® REPLACEMENT AIR FILTERS

NISSAN

Vehicle	Engine Type	Air Filter
1987 NISSAN		
Sunny II	1.6L L4 F/I - 110BHP	28-20031
Sunny II	1.7L L4 DSL	28-20031
1986 NISSAN		
Bluebird	2.0L L4 DSL	28-20031
Laurel	2.4L L6 F/I	28-20031
Laurel	2.8L L6 DSL	28-20031
Laurel	3.0L F/I	28-20031
Silvia	2.0L L4 F/I	28-20031
Sunny II	1.7L L4 DSL	28-20031
1985 NISSAN		
Bluebird	2.0L L4 DSL - Exc., Turbo, 58BHP	28-20031
Laurel	2.4L L6 F/I	28-20031
Laurel	2.8L L6 DSL	28-20031
Silvia	2.0L L4 F/I	28-20031
1984 NISSAN		
Bluebird	1.9L L4 F/I	28-20031
Bluebird	2.0L L4 DSL - Exc., Turbo, 58BHP	28-20031
Laurel	2.8L L6 DSL	28-20031
Maxima	2.4L L6 F/I	28-20031
Silvia	2.0L L4 F/I	28-20031
1983 NISSAN		
Bluebird	1.9L L4 F/I	28-20031
Bluebird	2.0L L4 F/I	28-20031
Cedric	2.8L DSL	28-20031
Laurel	2.8L L6 DSL	28-20031
Maxima	2.4L L6 F/I	28-20031
Maxima	2.8L L6 DSL	28-20031
1982 NISSAN		
Bluebird	1.9L L4 F/I	28-20031
Bluebird	2.0L L4 F/I	28-20031
Laurel	2.8L L6 DSL	28-20031
Maxima	2.4L L6 F/I	28-20031
Maxima	2.8L L6 DSL	28-20031
1981 NISSAN		
810	2.4L L6 F/I	28-20031
810	2.8L L6 DSL	28-20031
Laurel	2.8L L6 DSL	28-20031
2004 OLDSMOBILE		
Bravada	4.2L L6 F/I	AE-10009
2003 OLDSMOBILE		
Bravada	4.2L L6 F/I	AE-10009
2002 OLDSMOBILE		
Bravada	4.2L L6 F/I	AE-10009
2001 OLDSMOBILE		
Bravada	4.3L V6 F/I	28-20042
2000 OLDSMOBILE		
Bravada	4.3L V6 F/I	28-20042
1999 OLDSMOBILE		
Bravada	4.3L V6 F/I	28-20042
1998 OLDSMOBILE		
Bravada	4.3L V6 F/I	28-20042
1997 OLDSMOBILE		
Bravada	4.3L V6 F/I	28-20042
1996 OLDSMOBILE		
Bravada	4.3L V6 F/I	28-20042

Vehicle	Engine Type	Air Filter
1994 OLDSMOBILE		
Bravada	4.3L V6 F/I	28-20042
1993 OLDSMOBILE		
Bravada	4.3L V6 F/I	28-20042
1992 OLDSMOBILE		
Bravada	4.3L V6 CPI	28-20042
1990 OLDSMOBILE		
Custom Cruiser	5.0L V8 CARB	AE-10500
1989 OLDSMOBILE		
Custom Cruiser	5.0L V8 CARB	AE-10500
1988 OLDSMOBILE		
Custom Cruiser	5.0L V8 CARB	AE-10500
Cutlass Supreme	5.0L V8 CARB	AE-10500
1987 OLDSMOBILE		
Custom Cruiser	5.0L V8 CARB	AE-10500
Cutlass	5.0L V8 CARB	AE-10500
1986 OLDSMOBILE		
Custom Cruiser	5.0L V8 CARB	AE-10500
Cutlass Supreme	5.0L V8 CARB	AE-10500
1985 OLDSMOBILE		
Custom Cruiser	5.0L V8 CARB	AE-10500
Cutlass Supreme	5.0L V8 CARB	AE-10500
Delta 88	5.0L V8 CARB	AE-10500
Toronado	5.7L V8 DSL	AE-10650
1984 OLDSMOBILE		
98	5.0L V8 CARB	AE-10500
Cutlass Calais	5.0L V8 CARB	AE-10500
Cutlass Supreme	5.0L V8 CARB	AE-10500
Delta 88	5.0L V8 CARB	AE-10500
Toronado	5.7L V8 DSL	AE-10650
1983 OLDSMOBILE		
98	5.0L V8 CARB	AE-10500
Custom Cruiser	5.0L V8 CARB	AE-10500
Cutlass Calais	5.0L V8 CARB	AE-10500
Cutlass Cruiser	5.0L V8 CARB	AE-10500
Cutlass Supreme	5.0L V8 CARB	AE-10500
Delta 88	5.0L V8 CARB	AE-10500
Toronado	5.7L V8 DSL	AE-10650
1982 OLDSMOBILE		
98	5.0L V8 CARB	AE-10500
Custom Cruiser	5.0L V8 CARB	AE-10500
Cutlass Cruiser	4.3L V8 CARB	AE-10500
Cutlass Supreme	4.3L V8 CARB	AE-10500
Cutlass Supreme	5.0L V8 CARB	AE-10500
Delta 88	4.3L V8 CARB	AE-10500
Delta 88	5.0L V8 CARB	AE-10500
Toronado	5.7L V8 DSL	AE-10650
1981 OLDSMOBILE		
98	5.0L V8 CARB	AE-10500
Custom Cruiser	5.0L V8 CARB	AE-10500
Cutlass	4.3L V8 CARB	AE-10500
Cutlass Cruiser	4.3L V8 CARB	AE-10500
Cutlass Cruiser	5.0L V8 CARB	AE-10500
Cutlass Supreme	5.7L V8 DSL	AE-10650
Delta 88	4.3L V8 CARB	AE-10500
Delta 88	5.0L V8 CARB	AE-10500
Toronado	5.7L V8 DSL	AE-10650

*Indicates 2 filters required ♦ Intake system available - see page 26

OLDSMOBILE DRYFLOW® REPLACEMENT AIR FILTERS



Vehicle	Engine Type	Air Filter
1980 OLDSMOBILE		
98	307 V8 CARB	AE-10500
98	350 V8 CARB	AE-10500
Cutlass	260 V8 CARB	AE-10500
Cutlass	305 V8 CARB	AE-10500
Cutlass	350 V8 CARB	AE-10500
Cutlass Calais	260 V8 CARB	AE-10500
Cutlass Calais	305 V8 CARB	AE-10500
Cutlass Cruiser	260 V8 CARB	AE-10500
Cutlass Cruiser	305 V8 CARB	AE-10500
Delta 88	260 V8 CARB	AE-10500
Delta 88	307 V8 CARB	AE-10500
Delta 88	350 V8 CARB	AE-10500
Toronado	350 V8 DSL	AE-10650

Vehicle	Engine Type	Air Filter
1979 OLDSMOBILE		
98	350 V8 CARB	AE-10650
98	403 V8 CARB	AE-10650
Custom Cruiser	350 V8 CARB	AE-10650
Custom Cruiser	403 V8 CARB	AE-10650
Cutlass Supreme	260 V8 CARB	AE-10500
Cutlass Supreme	305 V8 CARB	AE-10500
Cutlass Supreme	350 V8 CARB	AE-10500
Delta 88	260 V8 CARB	AE-10500
Delta 88	350 V8 CARB	AE-10650
Delta 88	403 V8 CARB	AE-10650
Omega	350 V8 CARB	AE-10500
Toronado	350 V8 CARB	AE-10650
Toronado	350 V8 DSL	AE-10650

Vehicle	Engine Type	Air Filter
1978 OLDSMOBILE		
98	350 V8 CARB	AE-10650
98	403 V8 CARB	AE-10650
Cutlass	260 V8 CARB	AE-10500
Cutlass	350 V8 CARB	AE-10500
Cutlass Supreme	305 V8 4 BBL.	AE-10500
Delta 88	260 V8 CARB	AE-10500
Delta 88	350 V8 CARB	AE-10650
Delta 88	403 V8 CARB	AE-10650
Omega	350 V8 CARB	AE-10500
Toronado	403 V8 CARB	AE-10650

Vehicle	Engine Type	Air Filter
1977 OLDSMOBILE		
98	350 V8 CARB	AE-10500
98	403 V8 CARB	AE-10650
Custom Cruiser	350 V8 CARB - VIN L	AE-10500
Custom Cruiser	350 V8 CARB - VIN R	AE-10650
Custom Cruiser	403 V8 CARB	AE-10650
Cutlass	260 V8 CARB	AE-10650
Cutlass	350 V8 CARB	AE-10650
Cutlass	403 V8 CARB	AE-10650
Cutlass Supreme	403 V8 CARB	AE-10650
Delta 88	260 V8 CARB	AE-10650
Delta 88	350 V8 CARB - VIN G	AE-10500
Delta 88	350 V8 CARB - VIN L	AE-10500
Delta 88	350 V8 CARB - VIN R	AE-10650
Delta 88	403 V8 CARB	AE-10650
Omega	260 V8 CARB	AE-10650
Omega	350 V8 CARB - VIN L	AE-10500
Omega	350 V8 CARB - VIN R	AE-10650
Toronado	403 V8 CARB	AE-10650

Vehicle	Engine Type	Air Filter
1976 OLDSMOBILE		
98	455 V8 CARB	AE-10650
Custom Cruiser	455 V8 CARB	AE-10650

Vehicle	Engine Type	Air Filter
1976 OLDSMOBILE		
Cutlass	260 V8 CARB	AE-10500
Cutlass	350 V8 CARB	AE-10650
Cutlass	455 V8 CARB	AE-10650
Delta 88	350 V8 CARB	AE-10650
Delta 88	455 V8 CARB	AE-10650
Omega	260 V8 CARB	AE-10500
Toronado	455 V8 CARB	AE-10650

Vehicle	Engine Type	Air Filter
1975 OLDSMOBILE		
98	400 V8 CARB	AE-10650
98	455 V8 CARB	AE-10650
Custom Cruiser	400 V8 CARB	AE-10650
Custom Cruiser	455 V8 CARB	AE-10650
Cutlass	260 V8 CARB	AE-10500
Cutlass	350 V8 CARB	AE-10650
Cutlass	455 V8 CARB	AE-10650
Cutlass Salon	260 V8 CARB	AE-10500
Cutlass Salon	350 V8 CARB	AE-10650
Cutlass Salon	455 V8 CARB	AE-10650
Cutlass Supreme	260 V8 CARB	AE-10500
Cutlass Supreme	350 V8 CARB	AE-10650
Cutlass Supreme	455 V8 CARB	AE-10650
Delta 88	350 V8 CARB	AE-10650
Delta 88	400 V8 CARB	AE-10650
Delta 88	455 V8 CARB	AE-10650
Omega	260 V8 CARB	AE-10500
Toronado	455 V8 CARB	AE-10650
Vista Cruiser	350 V8 CARB	AE-10650
Vista Cruiser	455 V8 CARB	AE-10650

Vehicle	Engine Type	Air Filter
1974 OLDSMOBILE		
98	455 V8 CARB	AE-10650
Custom Cruiser	455 V8 CARB - w/o hood scoop	AE-10650
Cutlass	350 V8 CARB - Exc. W30	AE-10650
Cutlass	455 V8 CARB - Exc. W31	AE-10650
Delta 88	350 V8 CARB - w/o hood scoop	AE-10650
Delta 88	455 V8 4 BBL. - w/o hood scoop	AE-10650
Omega	350 V8 CARB - w/o Ram Air	AE-10650
Toronado	455 V8 CARB	AE-10650
Vista Cruiser	350 V8 CARB - Exc. W30, W31	AE-10650
Vista Cruiser	455 V8 CARB	AE-10650

Vehicle	Engine Type	Air Filter
1973 OLDSMOBILE		
98	350 V8 4 BBL.	AE-10650
98	455 V8 CARB	AE-10650
Custom Cruiser	350 V8 CARB - w/o hood scoop	AE-10650
Custom Cruiser	455 V8 CARB	AE-10650
Cutlass	350 V8 4 BBL. - w/o hood scoop	AE-10650
Cutlass	455 V8 CARB - Exc. W31	AE-10650
Cutlass Supreme	350 V8 4 BBL. - w/o hood scoop	AE-10650
Cutlass Supreme	455 V8 CARB - w/o hood scoop	AE-10650
Delta 88	350 V8 4 BBL. - w/o hood scoop	AE-10650
Delta 88	455 V8 CARB	AE-10650
Omega	350 V8 4 BBL.	AE-10650
Toronado	455 V8 CARB	AE-10650
Vista Cruiser	350 V8 4 BBL. - w/o hood scoop	AE-10650
Vista Cruiser	455 V8 CARB - Exc. W31	AE-10650

Vehicle	Engine Type	Air Filter
1972 OLDSMOBILE		
98	455 V8 CARB	AE-10650
Custom Cruiser	455 V8 CARB	AE-10650
Cutlass	350 V8 4 BBL. - w/o hood scoop	AE-10650
Cutlass	455 V8 CARB - w/o hood scoop	AE-10650
Cutlass Supreme	350 V8 4 BBL. - w/o hood scoop	AE-10650
Cutlass Supreme	455 V8 CARB - w/o hood scoop	AE-10650

*Indicates 2 filters required ♦ Intake system available - see page 26



DRYFLOW® REPLACEMENT AIR FILTERS OLDSMOBILE

Vehicle	Engine Type	Air Filter
1972 OLDSMOBILE		
Delta 88	350 V8 4 BBL. - w/o hood scoop	AE-10650
Delta 88	455 V8 CARB - w/o hood scoop	AE-10650
F85	350 V8 4 BBL.	AE-10650
F85	455 V8 CARB	AE-10650
Toronado	455 V8 CARB	AE-10650
Vista Cruiser	350 V8 4 BBL.	AE-10650
Vista Cruiser	455 V8 CARB	AE-10650

Vehicle	Engine Type	Air Filter
1971 OLDSMOBILE		
98	455 V8 4 BBL. - w/o Ram Air	AE-10650
442	455 V8 4 BBL. - w/o Ram Air	AE-10650
Custom Cruiser	455 V8 4 BBL. - w/o Ram Air	AE-10650
Cutlass	350 V8 4 BBL. - w/o Ram Air	AE-10650
Cutlass	455 V8 4 BBL. - w/o Ram Air	AE-10650
Cutlass Supreme	455 V8 4 BBL. - w/o Ram Air	AE-10650
Delta 88	350 V8 4 BBL.	AE-10650
Delta 88	455 V8 4 BBL.	AE-10650
F85	350 V8 4 BBL. - w/o Ram Air	AE-10650
Toronado	455 V8 CARB	AE-10650
Vista Cruiser	350 V8 4 BBL.	AE-10650
Vista Cruiser	455 V8 4 BBL.	AE-10650

Vehicle	Engine Type	Air Filter
1970 OLDSMOBILE		
98	455 V8 4 BBL. - w/o hood scoop	AE-10650
442	350 V8 4 BBL. - w/o hood scoop	AE-10650
442	455 V8 4 BBL. - w/o hood scoop	AE-10650
Cutlass	350 V8 4 BBL. - w/o Ram Air	AE-10650
Cutlass	455 V8 4 BBL. - w/o Ram Air	AE-10650
Cutlass Supreme	350 V8 4 BBL.	AE-10650
Delta 88	350 V8 4 BBL. - w/o hood scoop	AE-10650
Delta 88	455 V8 4 BBL. - w/o hood scoop	AE-10650
F85	350 V8 4 BBL. - w/o Ram Air	AE-10650
F85	455 V8 4 BBL. - w/o Ram Air	AE-10650
Toronado	455 V8 CARB	AE-10650
Vista Cruiser	350 V8 4 BBL. - w/o hood scoop	AE-10650
Vista Cruiser	455 V8 4 BBL. - w/o hood scoop	AE-10650

Vehicle	Engine Type	Air Filter
1969 OLDSMOBILE		
98	455 V8 4 BBL.	AE-10650
442	350 V8 4 BBL.	AE-10650
442	400 V8 CARB	AE-10650
442	455 V8 4 BBL. - w/o Ram Air	AE-10650
Cutlass	350 V8 4 BBL.	AE-10650
Cutlass Supreme	350 V8 4 BBL.	AE-10650
Cutlass Supreme	350 V8 CARB - 4 BBL	AE-10650
Delta 88	350 V8 4 BBL.	AE-10650
Delta 88	455 V8 4 BBL.	AE-10650
F85	350 V8 4 BBL.	AE-10650
Toronado	455 V8 CARB	AE-10650
Vista Cruiser	350 V8 4 BBL.	AE-10650
Vista Cruiser	400 V8 CARB	AE-10650

Vehicle	Engine Type	Air Filter
1968 OLDSMOBILE		
98	455 V8 4 BBL.	AE-10650
442	350 V8 4 BBL.	AE-10650
442	400 V8 CARB	AE-10650
442	455 V8 4 BBL. - w/o Ram Air	AE-10650
Cutlass	350 V8 4 BBL.	AE-10650
Cutlass	400 V8 4 BBL.	AE-10650
Cutlass Supreme	350 V8 4 BBL.	AE-10650
Delmont 88	350 V8 4 BBL.	AE-10650
Delmont 88	455 V8 4 BBL.	AE-10650
Delta 88	350 V8 4 BBL.	AE-10650
Delta 88	455 V8 4 BBL.	AE-10650
F85	350 V8 4 BBL.	AE-10650

Vehicle	Engine Type	Air Filter
1968 OLDSMOBILE		
Toronado	455 V8 CARB	AE-10650
Vista Cruiser	350 V8 4 BBL.	AE-10650
Vista Cruiser	400 V8 CARB	AE-10650

Vehicle	Engine Type	Air Filter
1967 OLDSMOBILE		
98	425 V8 CARB - w/Manual Trans.	AE-10650
442	400 V8 CARB	AE-10650
Cutlass	330 V8 CARB - w/Manual Trans.	AE-10650
Cutlass	400 V8 CARB - w/Manual Trans.	AE-10650
Cutlass Supreme	330 V8 CARB - w/Manual Trans.	AE-10650
Delmont 88	330 V8 CARB - w/Manual Trans.	AE-10650
Delmont 88	425 V8 CARB - w/Manual Trans.	AE-10650
Delta 88	330 V8 CARB - w/Manual Trans.	AE-10650
Delta 88	425 V8 CARB - w/Manual Trans.	AE-10650
F85	330 V8 CARB - w/Manual Trans.	AE-10650
Toronado	425 V8 CARB	AE-10650
Vista Cruiser	330 V8 CARB - w/Manual Trans.	AE-10650

Vehicle	Engine Type	Air Filter
1966 OLDSMOBILE		
98	425 V8 4 BBL.	AE-10650
442	400 V8 CARB	AE-10650
Cutlass	400 V8 CARB	AE-10650
Delta 88	425 V8 4 BBL.	AE-10650
Dynamic	425 V8 4 BBL.	AE-10650
F85	400 V8 CARB - w/Manual Trans.	AE-10650
Starfire	425 V8 CARB	AE-10650
Toronado	425 V8 CARB	AE-10650

Vehicle	Engine Type	Air Filter
1974 PLYMOUTH		
Gran Fury	360 V8 CARB	AE-10500
Gran Fury	400 V8 CARB	AE-10500
Gran Fury	440 V8 CARB	AE-10500

Vehicle	Engine Type	Air Filter
2010 PONTIAC		
G3	1.6L L4 F/I	28-20320
G5	2.2L L4 F/I	28-20311
G6	2.4L L4 F/I - OEM 22676970	28-20296
G6	3.5L V6 F/I - OEM 22676970	28-20296
G6	3.6L V6 F/I	28-20296
Vibe	1.8L L4 F/I	28-20360

Vehicle	Engine Type	Air Filter
2009 PONTIAC		
G3	1.6L L4 F/I	28-20320
G5	2.2L L4 F/I	28-20311
G6	2.4L L4 F/I - OEM 22676970	28-20296
G6	3.5L V6 F/I - OEM 22676970	28-20296
G6	3.6L V6 F/I	28-20296
Torrent	3.4L V6 F/I	28-20296
Vibe	1.8L L4 F/I	28-20360
Vibe	2.4L L4 F/I	28-20326

Vehicle	Engine Type	Air Filter
2008 PONTIAC		
G5	2.2L L4 F/I	28-20311
G5	2.4L L4 F/I	28-20311
G6	2.4L L4 F/I - OEM 22676970	28-20296
G6	3.5L V6 F/I - OEM 22676970	28-20296
G6	3.6L V6 F/I	28-20296
Grand Prix	3.8L V6 F/I	28-20141
Torrent	3.4L V6 F/I	28-20296
Torrent	3.6L V6 F/I	28-20296
Vibe	1.8L L4 F/I	28-20252
Wave	1.6L L4 F/I	28-20320

Vehicle	Engine Type	Air Filter
2007 PONTIAC		
G5	2.2L L4 F/I	28-20311
G5	2.4L L4 F/I	28-20311
G6	3.6L V6 F/I	28-20296

*Indicates 2 filters required ♦ Intake system available - see page 26



Vehicle	Engine Type	Air Filter
2007 PONTIAC		
Grand Prix	3.8L V6 F/I	28-20141
Torrent	3.4L V6 F/I	28-20296
Vibe	1.8L L4 F/I	28-20252
2006 PONTIAC		
Grand Prix	3.8L V6 F/I	28-20141
Torrent	3.4L V6 F/I	28-20296
Vibe	1.8L L4 F/I	28-20252
Vibe GT	1.8L L4 F/I	28-20252
Wave	1.6L L4 F/I	28-20320
2005 PONTIAC		
Bonneville	3.8L V6 F/I	28-20141
Grand Prix	3.8L V6 F/I	28-20141
Vibe	1.8L L4 F/I	28-20252
Vibe GT	1.8L L4 F/I	28-20252
2004 PONTIAC		
Bonneville	3.8L V6 F/I	28-20141
Grand Prix	3.8L V6 F/I	28-20141
Vibe	1.8L L4 F/I	28-20252
Vibe GT	1.8L L4 F/I	28-20252
2003 PONTIAC		
Bonneville	3.8L V6 F/I	28-20141
Grand Prix	3.1L V6 F/I	28-20141
Grand Prix	3.8L V6 F/I	28-20141
Vibe	1.8L L4 F/I	28-20252
Vibe GT	1.8L L4 F/I	28-20252
2002 PONTIAC		
Bonneville	3.8L V6 F/I	28-20141
Firebird	3.8L V6 F/I	28-20118
Firebird	5.7L V8 F/I	28-20118
Grand Prix	3.1L V6 F/I	28-20141
Grand Prix	3.8L V6 F/I	28-20141
2001 PONTIAC		
Bonneville	3.8L V6 F/I	28-20141
Firebird	3.8L V6 F/I	28-20118
Firebird	5.7L V8 F/I	28-20118
Grand Prix	3.1L V6 F/I	28-20141
Grand Prix	3.8L V6 F/I	28-20141
2000 PONTIAC		
Bonneville	3.8L V6 F/I	28-20141
Firebird	3.8L V6 F/I	28-20118
Firebird	5.7L V8 F/I	28-20118
Grand Prix	3.1L V6 F/I	28-20141
Grand Prix	3.8L V6 F/I	28-20141
1999 PONTIAC		
Firebird	3.8L V6 F/I	28-20118
Firebird	5.7L V8 F/I	28-20118
Grand Prix	3.1L V6 F/I	28-20141
Grand Prix	3.8L V6 F/I	28-20141
1998 PONTIAC		
Firebird	3.8L V6 F/I	28-20118
Firebird	5.7L V8 F/I	28-20118
1997 PONTIAC		
Firebird	3.8L V6 F/I	28-20042
Firebird	5.7L V8 F/I - w/o Ram Air	28-20042
1996 PONTIAC		
Firebird	3.8L V6 F/I	28-20042
Firebird	5.7L V8 F/I - w/o Ram Air	28-20042

Vehicle	Engine Type	Air Filter
1995 PONTIAC		
Firebird	3.4L V6 F/I	28-20042
Firebird	3.8L V6 F/I	28-20042
Firebird	5.7L V8 F/I - w/o Ram Air	28-20042
1994 PONTIAC		
Firebird	3.4L V6 F/I	28-20042
Firebird	5.7L V8 F/I - w/o Ram Air	28-20042
1993 PONTIAC		
Firebird	3.4L V6 F/I	28-20042
Firebird	5.7L V8 F/I - w/o Ram Air	28-20042
1989 PONTIAC		
Safari	5.0L V8 CARB	AE-10500
1987 PONTIAC		
Grand Prix	5.0L V8 CARB	AE-10500
Safari	5.0L V8 CARB	AE-10500
1986 PONTIAC		
Bonneville	5.0L V8 CARB	AE-10500
Grand Prix	5.0L V8 CARB	AE-10500
Parisienne	5.0L V8 CARB	AE-10500
1985 PONTIAC		
Bonneville	5.0L V8 CARB	AE-10500
Grand Prix	5.0L V8 CARB	AE-10500
Parisienne	5.0L V8 CARB	AE-10500
1984 PONTIAC		
Bonneville	5.0L V8 CARB	AE-10500
Grand Prix	5.0L V8 CARB	AE-10500
Parisienne	5.0L V8 CARB	AE-10500
1983 PONTIAC		
Bonneville	5.0L V8 CARB	AE-10500
Grand Prix	5.0L V8 CARB	AE-10500
1981 PONTIAC		
Bonneville	5.0L V8 CARB	AE-10500
Catalina	5.0L V8 CARB - VIN H	AE-10500
Catalina	5.0L V8 CARB - VIN Y	AE-10500
Firebird	5.0L V8 CARB	AE-10500
Laurentian	5.0L V8 CARB	AE-10500
LeMans	5.0L V8 CARB	AE-10500
Parisienne	5.0L V8 CARB	AE-10500
1980 PONTIAC		
Bonneville	350 V8 CARB - w/Buick Eng.	AE-10500
Bonneville	350 V8 CARB - w/Oldsmobile Eng.	AE-10500
Catalina	350 V8 CARB - VIN R	AE-10500
Catalina	350 V8 CARB - VIN X	AE-10500
Firebird	301 V8 CARB - w/Ram Air	AE-10500
Firebird	305 V8 CARB	AE-10500
Grand Am	305 V8 CARB	AE-10500
Grand Prix	305 V8 CARB	AE-10500
LeMans	305 V8 CARB	AE-10500
Parisienne	350 V8 CARB	AE-10500
1979 PONTIAC		
Bonneville	350 V8 CARB - w/Buick Eng.	AE-10500
Bonneville	350 V8 CARB - w/Oldsmobile Eng.	AE-10650
Bonneville	403 V8 CARB	AE-10650
Catalina	350 V8 CARB - VIN R	AE-10650
Catalina	350 V8 CARB - VIN X	AE-10500
Catalina	403 V8 CARB	AE-10650
Firebird	350 V8 CARB	AE-10500
Firebird	400 V8 CARB - w/o Ram Air	AE-10650
Firebird	403 V8 CARB - w/o Ram Air	AE-10650

*Indicates 2 filters required ♦ Intake system available - see page 26



DRYFLOW® REPLACEMENT AIR FILTERS

PONTIAC

Vehicle	Engine Type	Air Filter
1979 PONTIAC		
Grand Am	305 V8 CARB	AE-10500
Grand Prix	305 V8 CARB	AE-10500
LeMans	305 V8 CARB	AE-10500
LeMans	350 V8 CARB	AE-10500
Phoenix	350 V8 CARB	AE-10500

Vehicle	Engine Type	Air Filter
1978 PONTIAC		
Bonneville	350 V8 CARB - w/Buick Eng.	AE-10500
Bonneville	350 V8 CARB - w/Oldsmobile Eng.	AE-10650
Bonneville	400 V8 CARB	AE-10650
Bonneville	403 V8 CARB	AE-10650
Catalina	350 V8 CARB - VIN R	AE-10650
Catalina	350 V8 CARB - VIN X	AE-10500
Catalina	400 V8 CARB	AE-10650
Catalina	403 V8 CARB	AE-10650
Firebird	350 V8 CARB	AE-10500
Firebird	400 V8 CARB - w/o Ram Air	AE-10650
Firebird	403 V8 CARB - w/o Ram Air	AE-10650
LeMans	350 V8 CARB	AE-10500
Phoenix	350 V8 CARB	AE-10500
Safari	400 V8 4 BBL.	AE-10650
Safari	403 V8 4 BBL.	AE-10650

Vehicle	Engine Type	Air Filter
1977 PONTIAC		
Bonneville	350 V8 CARB	AE-10650
Bonneville	400 V8 CARB	AE-10650
Bonneville	403 V8 CARB	AE-10650
Catalina	350 V8 CARB	AE-10650
Catalina	400 V8 CARB	AE-10650
Catalina	403 V8 CARB	AE-10650
Firebird	350 V8 CARB	AE-10650
Firebird	400 V8 CARB - w/o Ram Air	AE-10650
Firebird	403 V8 CARB - w/o Ram Air	AE-10650
Grand Prix	350 V8 CARB	AE-10650
Grand Prix	400 V8 CARB	AE-10650
Grand Prix	403 V8 CARB	AE-10650
LeMans	350 V8 CARB	AE-10650
LeMans	400 V8 CARB	AE-10650
LeMans	403 V8 CARB	AE-10650
Phoenix	350 V8 CARB - w/Chevrolet Eng.	AE-10500
Phoenix	350 V8 CARB - w/Oldsmobile Eng.	AE-10650
Ventura	350 V8 CARB - VIN L	AE-10500
Ventura	350 V8 CARB - VIN R	AE-10650

Vehicle	Engine Type	Air Filter
1976 PONTIAC		
Bonneville	400 V8 4 BBL.	AE-10650
Bonneville	455 V8 CARB	AE-10650
Catalina	350 V8 CARB	AE-10650
Catalina	400 V8 4 BBL.	AE-10650
Catalina	455 V8 CARB	AE-10650
Firebird	350 V8 CARB	AE-10650
Firebird	400 V8 CARB - w/o Ram Air	AE-10650
Firebird	455 V8 CARB - w/o Ram Air	AE-10650
Grand Prix	350 V8 4 BBL.	AE-10650
Grand Prix	400 V8 4 BBL.	AE-10650
Grand Prix	455 V8 CARB	AE-10650
LeMans	260 V8 CARB	AE-10500
LeMans	350 V8 4 BBL.	AE-10650
LeMans	400 V8 4 BBL.	AE-10650
LeMans	455 V8 CARB	AE-10650
Ventura	260 V8 CARB	AE-10500

Vehicle	Engine Type	Air Filter
1975 PONTIAC		
Bonneville	400 V8 CARB - VIN S	AE-10650
Bonneville	455 V8 CARB	AE-10650

Vehicle	Engine Type	Air Filter
1975 PONTIAC		
Catalina	400 V8 CARB - VIN S	AE-10650
Catalina	455 V8 CARB	AE-10650
Firebird	350 V8 CARB	AE-10650
Firebird	400 V8 CARB - w/o Ram Air	AE-10650
Grand Am	455 V8 CARB	AE-10650
Grand LeMans	350 V8 CARB - w/o Ram Air	AE-10650
Grand LeMans	455 V8 CARB	AE-10650
Grand Prix	400 V8 CARB - w/o Ram Air	AE-10650
Grand Prix	455 V8 CARB	AE-10650
Grand Safari	400 V8 CARB	AE-10650
Grand Safari	455 V8 CARB	AE-10650
Grandville	400 V8 CARB	AE-10650
Grandville	455 V8 CARB	AE-10650
LeMans	350 V8 4 BBL.	AE-10650
LeMans	400 V8 CARB - w/o Ram Air	AE-10650
Safari	400 V8 4 BBL.	AE-10650
Safari	455 V8 4 BBL.	AE-10650
Ventura	260 V8 CARB	AE-10500

Vehicle	Engine Type	Air Filter
1974 PONTIAC		
Bonneville	400 V8 4 BBL.	AE-10650
Bonneville	455 V8 CARB	AE-10650
Catalina	400 V8 4 BBL.	AE-10650
Catalina	455 V8 CARB	AE-10650
Firebird	350 V8 CARB	AE-10650
Firebird	400 V8 CARB - w/o Ram Air	AE-10650
Firebird	455 V8 CARB - w/o Ram Air	AE-10650
Grand Am	400 V8 4 BBL.	AE-10650
Grand Am	455 V8 CARB	AE-10650
Grand Prix	400 V8 CARB	AE-10650
Grand Prix	455 V8 CARB	AE-10650
Grand Safari	400 V8 CARB	AE-10650
Grand Safari	455 V8 CARB	AE-10650
Grandville	455 V8 CARB	AE-10650
GT	350 V8 4 BBL.	AE-10650
GT	400 V8 4 BBL.	AE-10650
GT	455 V8 4 BBL.	AE-10650
LeMans	350 V8 4 BBL.	AE-10650
LeMans	350 V8 CARB - 4 BBL	AE-10650
LeMans	400 V8 4 BBL.	AE-10650
LeMans	455 V8 CARB	AE-10650
Safari	400 V8 4 BBL.	AE-10650
Safari	455 V8 4 BBL.	AE-10650
Sprint	350 V8 2 BBL.	AE-10650
Sprint	400 V8 4 BBL. - w/o Ram Air	AE-10650
Ventura	350 V8 CARB - w/o Ram Air	AE-10650

Vehicle	Engine Type	Air Filter
1973 PONTIAC		
Bonneville	400 V8 4 BBL.	AE-10650
Bonneville	455 V8 CARB	AE-10650
Catalina	400 V8 4 BBL.	AE-10650
Catalina	455 V8 CARB	AE-10650
Firebird	350 V8 CARB	AE-10650
Firebird	400 V8 CARB - w/o Ram Air	AE-10650
Firebird	455 V8 CARB - w/o Ram Air	AE-10650
Grand Am	400 V8 4 BBL.	AE-10650
Grand Am	455 V8 CARB	AE-10650
Grand Prix	400 V8 CARB	AE-10650
Grand Prix	455 V8 CARB	AE-10650
Grand Safari	400 V8 CARB	AE-10650
Grand Safari	455 V8 CARB	AE-10650
Grandville	400 V8 CARB	AE-10650
Grandville	455 V8 CARB	AE-10650
GTO	400 V8 CARB	AE-10650

*Indicates 2 filters required ♦ Intake system available - see page 26



Vehicle	Engine Type	Air Filter
1973 PONTIAC		
GTO	455 V8 CARB	AE-10650
LeMans	400 V8 4 BBL.	AE-10650
LeMans	455 V8 CARB	AE-10650
Safari	400 V8 4 BBL.	AE-10650
Safari	455 V8 4 BBL.	AE-10650
SJ	400 V8 4 BBL.	AE-10650
SJ	455 V8 4 BBL.	AE-10650
Ventura	350 V8 CARB	AE-10650

Vehicle	Engine Type	Air Filter
1972 PONTIAC		
Bonneville	400 V8 4 BBL. - w/o Ram Air	AE-10650
Bonneville	455 V8 CARB	AE-10650
Catalina	400 V8 4 BBL.	AE-10650
Catalina	455 V8 CARB	AE-10650
Firebird	350 V8 CARB	AE-10650
Firebird	400 V8 CARB - w/o Ram Air	AE-10650
Firebird	455 V8 CARB - w/o Ram Air	AE-10650
Grand Prix	400 V8 CARB	AE-10650
Grand Prix	455 V8 CARB	AE-10650
Grand Safari	455 V8 2 BBL. - w/o Ram Air	AE-10650
Grandville	455 V8 CARB	AE-10650
GTO	400 V8 CARB - w/o Ram Air	AE-10650
GTO	400 V8 CARB - w/Ram Air	AE-10500
GTO	455 V8 CARB - w/o Ram Air	AE-10650
GTO	455 V8 CARB - w/Ram Air	AE-10500
LeMans	400 V8 4 BBL. - w/o Ram Air	AE-10650
LeMans	400 V8 4 BBL. - w/Ram Air	AE-10500
LeMans	455 V8 CARB - w/o Ram Air	AE-10650
LeMans	455 V8 CARB - w/Ram Air	AE-10500
Tempest	400 V8 4 BBL. - w/o Ram Air	AE-10650
Tempest	400 V8 4 BBL. - w/Ram Air	AE-10500
Tempest	455 V8 4 BBL. - w/o Ram Air	AE-10650
Tempest	455 V8 4 BBL. - w/Ram Air	AE-10500
Ventura	350 V8 CARB	AE-10650

Vehicle	Engine Type	Air Filter
1971 PONTIAC		
Bonneville	400 V8 4 BBL.	AE-10650
Bonneville	455 V8 CARB	AE-10650
Catalina	400 V8 4 BBL.	AE-10650
Catalina	455 V8 CARB	AE-10650
Firebird	350 V8 CARB	AE-10650
Firebird	400 V8 CARB - w/o Ram Air	AE-10650
Firebird	455 V8 CARB	AE-10650
Grand Prix	400 V8 4 BBL.	AE-10650
Grand Prix	455 V8 CARB	AE-10650
Grand Safari	455 V8 CARB - w/o Ram Air	AE-10650
Grandville	400 V8 4 BBL.	AE-10650
Grandville	455 V8 CARB	AE-10650
GTO	400 V8 CARB	AE-10650
GTO	455 V8 CARB - w/o Ram Air	AE-10650
LeMans	400 V8 4 BBL. - w/o Ram Air	AE-10650
LeMans	455 V8 CARB - w/o Ram Air	AE-10650
Tempest	400 V8 4 BBL. - w/o Ram Air	AE-10650
Tempest	455 V8 4 BBL. - w/o Ram Air	AE-10650

Vehicle	Engine Type	Air Filter
1970 PONTIAC		
Bonneville	400 V8 4 BBL.	AE-10650
Bonneville	455 V8 CARB	AE-10650
Catalina	400 V8 4 BBL.	AE-10650
Catalina	455 V8 CARB	AE-10650
Executive	400 V8 4 BBL.	AE-10650
Executive	455 V8 CARB	AE-10650
Firebird	400 V8 CARB - w/o Ram Air	AE-10650
Grand Prix	400 V8 4 BBL.	AE-10650
Grand Prix	455 V8 CARB	AE-10650

Vehicle	Engine Type	Air Filter
1970 PONTIAC		
GTO	400 V8 4 BBL. - w/o Ram Air	AE-10650
GTO	455 V8 CARB - w/o Ram Air	AE-10650
LeMans	400 V8 4 BBL.	AE-10650
LeMans	455 V8 CARB	AE-10650
Safari	400 V8 4 BBL.	AE-10650
Tempest	400 V8 4 BBL.	AE-10650

Vehicle	Engine Type	Air Filter
1969 PONTIAC		
Bonneville	400 V8 CARB - w/o Ram Air	AE-10650
Bonneville	428 V8 CARB - w/o Ram Air	AE-10650
Catalina	400 V8 CARB - w/o Ram Air	AE-10650
Catalina	428 V8 CARB - w/o Ram Air	AE-10650
Executive	400 V8 4 BBL.	AE-10650
Executive	428 V8 CARB - w/o Ram Air	AE-10650
Firebird	350 V8 CARB - w/o Ram Air	AE-10650
Firebird	400 V8 CARB - w/o Ram Air	AE-10650
Grand Prix	400 V8 2 BBL. - w/o Ram Air	AE-10650
Grand Prix	400 V8 4 BBL.	AE-10650
Grand Prix	428 V8 CARB - w/o Ram Air	AE-10650
GTO	400 V8 4 BBL. - w/o Ram Air	AE-10650
LeMans	350 V8 CARB - w/o Ram Air	AE-10650
LeMans	400 V8 CARB - w/o Ram Air	AE-10650
LeMans	428 V8 CARB - w/o Ram Air	AE-10650
Safari	350 V8 CARB - w/o Ram Air	AE-10650
Tempest	400 V8 CARB - w/o Ram Air	AE-10650
Tempest	428 V8 CARB - w/o Ram Air	AE-10650

Vehicle	Engine Type	Air Filter
1968 PONTIAC		
Acadian	327 V8 CARB	AE-10500
Bonneville	400 V8 4 BBL.	AE-10650
Bonneville	428 V8 CARB	AE-10650
Catalina	400 V8 4 BBL.	AE-10650
Catalina	428 V8 CARB	AE-10650
Executive	400 V8 4 BBL.	AE-10650
Executive	428 V8 CARB	AE-10650
Firebird	350 V8 4 BBL.	AE-10650
Firebird	400 V8 4 BBL.	AE-10650
Grand Prix	400 V8 4 BBL.	AE-10650
Grand Prix	428 V8 CARB	AE-10650
GTO	400 V8 CARB	AE-10650
LeMans	350 V8 4 BBL.	AE-10650
LeMans	400 V8 4 BBL.	AE-10650
LeMans	428 V8 CARB	AE-10650
Safari	350 V8 4 BBL.	AE-10650
Safari	400 V8 4 BBL.	AE-10650
Tempest	350 V8 4 BBL.	AE-10650
Tempest	400 V8 4 BBL.	AE-10650

Vehicle	Engine Type	Air Filter
1967 PONTIAC		
Bonneville	428 V8 CARB	AE-10650
Catalina	428 V8 CARB	AE-10650
Executive	428 V8 CARB	AE-10650
Firebird	400 V8 CARB	AE-10650
Grand Prix	428 V8 CARB	AE-10650
GTO	400 V8 CARB	AE-10650

Vehicle	Engine Type	Air Filter
2017 PORSCHE		
Cayenne	3.0L V6 DSL	28-20857
Cayenne	3.0L V6 F/I	28-20857
Cayenne	3.6L V6 F/I	28-20857

Vehicle	Engine Type	Air Filter
2016 PORSCHE		
Cayenne	3.0L V6 DSL	28-20857
Cayenne	3.0L V6 F/I	28-20857
Cayenne	3.6L V6 F/I	28-20857

*Indicates 2 filters required ♦ Intake system available - see page 26



DRYFLOW® REPLACEMENT AIR FILTERS

PORSCHE

Vehicle	Engine Type	Air Filter
2015 PORSCHE		
Cayenne	3.0L V6 DSL	28-20857
2014 PORSCHE		
Cayenne	3.0L V6 DSL	28-20857
Cayenne	3.0L V6 F/I	28-20857
Cayenne	3.6L V6 F/I	28-20857
2013 PORSCHE		
Cayenne	3.0L V6 DSL	28-20857
Cayenne	3.0L V6 F/I	28-20857
Cayenne	3.6L V6 F/I	28-20857
2012 PORSCHE		
Cayenne	3.0L V6 DSL	28-20857
Cayenne	3.0L V6 F/I	28-20857
Cayenne	3.6L V6 F/I	28-20857
2011 PORSCHE		
Cayenne	3.0L V6 DSL	28-20857
Cayenne	3.0L V6 F/I	28-20857
Cayenne	3.6L V6 F/I	28-20857
2010 PORSCHE		
Cayenne	3.0L V6 DSL	28-20857
Cayenne	3.6L V6 F/I	28-20857
2009 PORSCHE		
Cayenne	3.6L V6 F/I	28-20857
2008 PORSCHE		
Cayenne	3.6L V6 F/I	28-20857
2007 PORSCHE		
Cayenne	3.2L V6 F/I	28-20857
Cayenne	3.6L V6 F/I	28-20857
2006 PORSCHE		
Cayenne	3.2L V6 F/I	28-20857
2005 PORSCHE		
Cayenne	3.2L V6 F/I	28-20857
2004 PORSCHE		
Cayenne	3.2L V6 F/I	28-20857
2003 PORSCHE		
Cayenne	3.2L V6 F/I	28-20857
2017 RAM		
1500	3.0L V6 DSL	28-20247
1500	3.6L V6 F/I	28-20247
1500	5.7L V8 F/I	28-20247
2500	5.7L V8 F/I	28-20247
2500	6.4L V8 F/I	28-20247
3500	5.7L V8 F/I	28-20247
3500	6.4L V8 F/I	28-20247
2016 RAM		
1500	3.0L V6 DSL	28-20247
1500	3.6L V6 F/I	28-20247
1500	5.7L V8 F/I	28-20247
2500	5.7L V8 F/I	28-20247
2500	6.4L V8 F/I	28-20247
3500	5.7L V8 F/I	28-20247
3500	6.4L V8 F/I	28-20247
4500	6.4L V8 F/I	28-20247
5500	6.4L V8 F/I	28-20247
2015 RAM		
1500	3.0L V6 DSL	28-20247
1500	3.6L V6 F/I	28-20247

Vehicle	Engine Type	Air Filter
2015 RAM		
1500	5.7L V8 F/I	28-20247
2500	5.7L V8 F/I	28-20247
2500	6.4L V8 F/I	28-20247
3500	5.7L V8 F/I	28-20247
3500	6.4L V8 F/I	28-20247
4500	6.4L V8 F/I	28-20247
5500	6.4L V8 F/I	28-20247
2014 RAM		
1500	3.0L V6 DSL	28-20247
1500	3.6L V6 F/I	28-20247
1500	5.7L V8 F/I	28-20247 ♦
2500	5.7L V8 F/I	28-20247
2500	6.4L V8 F/I	28-20247
2500	6.4L V8 F/I	28-20247
3500	5.7L V8 F/I	28-20247
3500	6.4L V8 F/I	28-20247
4500	6.4L V8 F/I	28-20247
5500	6.4L V8 F/I	28-20247
Ram	5.7L V8 F/I	28-20247
Ram Pickup	3.6L V6 F/I	28-20247
Ram Pickup	5.7L V8 F/I	28-20247
2013 RAM		
1500	3.6L V6 F/I	28-20247
1500	4.7L V8 F/I	28-20247
1500	5.7L V8 F/I	28-20247 ♦
2500	5.7L V8 F/I	28-20247
3500	5.7L V8 F/I	28-20247
Ram	5.7L V8 F/I	28-20247
Ram Pickup	4.7L V8 F/I	28-20247
Ram Pickup	5.7L V8 F/I	28-20247
2012 RAM		
1500	3.7L V6 F/I	28-20247
1500	4.7L V8 F/I	28-20247
1500	5.7L V8 F/I	28-20247 ♦
2500	5.7L V8 F/I	28-20247
2500	6.7L L6 DSL	AE-07087 ♦
3500	5.7L V8 F/I	28-20247
3500	6.7L L6 DSL	AE-07087 ♦
4500	6.7L L6 DSL	AE-07087
5500	6.7L L6 DSL	AE-07087
Ram	5.7L V8 F/I	28-20247
Ram	6.7L L6 DSL	AE-07087
Ram Pickup	3.7L V6 F/I	28-20247
Ram Pickup	4.7L V8 F/I	28-20247
Ram Pickup	5.7L V8 F/I	28-20247
Ram Pickup	6.7L L6 DSL	AE-07087
2011 RAM		
1500	3.7L V6 F/I	28-20247
1500	4.7L V8 F/I	28-20247
1500	5.7L V8 F/I	28-20247 ♦
2500	5.7L V8 F/I	28-20247
2500	6.7L L6 DSL	AE-07087 ♦
3500	5.7L V8 F/I	28-20247
3500	6.7L L6 DSL	AE-07087 ♦
4500	6.7L L6 DSL	AE-07087
5500	6.7L L6 DSL	AE-07087
Dakota	3.7L V6 F/I	28-20175
Dakota	4.7L V8 F/I	28-20175
Ram Pickup	3.7L V6 F/I	28-20247
Ram Pickup	4.7L V8 F/I	28-20247
Ram Pickup	5.7L V8 F/I	28-20247 ♦
Ram Pickup	6.7L L6 DSL	AE-07087 ♦

*Indicates 2 filters required ♦ Intake system available - see page 26



Vehicle	Engine Type	Air Filter
2010 RAM		
1500	3.7L V6 F/I	28-20247
2500	5.7L V8 F/I	28-20247
2500	6.7L L6 DSL	AE-07087 ♦
Dakota	3.7L V6 F/I	28-20175
Ram Pickup	5.7L V8 F/I	28-20247 ♦
Ram Pickup	6.7L L6 DSL	AE-07087 ♦
2009 SAAB		
9-7x	4.2L L6 F/I	AE-10009
9-7x	5.3L V8 F/I	AE-10009
9-7x	6.0L V8 F/I	AE-10009
2008 SAAB		
9-7x	4.2L L6 F/I	AE-10009
9-7x	5.3L V8 F/I	AE-10009
9-7x	6.0L V8 F/I	AE-10009
2007 SAAB		
9-7x	4.2L L6 F/I	AE-10009
9-7x	5.3L V8 F/I	AE-10009
2006 SAAB		
9-7x	4.2L L6 F/I	AE-10009
9-7x	5.3L V8 F/I	AE-10009
2005 SAAB		
9-7x	4.2L L6 F/I	AE-10009
9-7x	5.3L V8 F/I	AE-10009
2010 SATURN		
Outlook	3.6L V6 F/I	28-20394
2009 SATURN		
Outlook	3.6L V6 F/I	28-20394
2008 SATURN		
Outlook	3.6L V6 F/I	28-20394
2007 SATURN		
Outlook	3.6L V6 F/I	28-20394
2016 SCION		
iM	1.8L L4 F/I	28-20360 ♦
tC	2.5L L4 F/I	28-20326 ♦
2015 SCION		
tC	2.5L L4 F/I	28-20326 ♦
xB	2.4L L4 F/I	28-20326
2014 SCION		
tC	2.5L L4 F/I	28-20326 ♦
xB	2.4L L4 F/I	28-20326
xD	1.8L L4 F/I	28-20360
2013 SCION		
tC	2.5L L4 F/I	28-20326 ♦
xB	2.4L L4 F/I	28-20326
xD	1.8L L4 F/I	28-20360
2012 SCION		
tC	2.5L L4 F/I	28-20326 ♦
xB	2.4L L4 F/I	28-20326 ♦
xD	1.8L L4 F/I	28-20360
2011 SCION		
tC	2.5L L4 F/I	28-20326 ♦
xB	2.4L L4 F/I	28-20326 ♦
xD	1.8L L4 F/I	28-20360 ♦
2010 SCION		
tC	2.4L L4 F/I	28-20252 ♦

Vehicle	Engine Type	Air Filter
2010 SCION		
xB	2.4L L4 F/I	28-20326 ♦
xD	1.8L L4 F/I	28-20360 ♦
2009 SCION		
tC	2.4L L4 F/I	28-20252 ♦
xB	2.4L L4 F/I	28-20326 ♦
xD	1.8L L4 F/I	28-20360 ♦
2008 SCION		
tC	2.4L L4 F/I	28-20252 ♦
xB	2.4L L4 F/I	28-20326 ♦
xD	1.8L L4 F/I	28-20360 ♦
2007 SCION		
tC	2.4L L4 F/I	28-20252
2017 SUBARU		
Forester	2.0L H4 DSL	28-20304
Impreza	1.6L H4 F/I	28-20304
Outback	2.0L H4 DSL	28-20304
XV	1.6L H4 F/I	28-20304
XV	2.0L H4 DSL	28-20304
XV	2.0L H4 F/I - Non-US	28-20304
2016 SUBARU		
Forester	2.0L H4 DSL	28-20304
Impreza	1.6L H4 F/I	28-20304
Outback	2.0L H4 DSL	28-20304
XV	1.6L H4 F/I	28-20304
XV	2.0L H4 DSL	28-20304
XV	2.0L H4 F/I - Non-US	28-20304
2015 SUBARU		
Forester	2.0L H4 DSL	28-20304
Impreza	1.6L H4 F/I	28-20304
Impreza WRX STi	2.5L H4 F/I	28-20304 ♦
Outback	2.0L H4 DSL	28-20304
WRX STi	2.5L H4 F/I	28-20304 ♦
XV	1.6L H4 F/I	28-20304
XV	2.0L H4 DSL	28-20304
XV	2.0L H4 F/I - Non-US	28-20304
2014 SUBARU		
Forester	2.0L H4 DSL	28-20304
Impreza	1.6L H4 F/I	28-20304
Impreza	2.0L H4 F/I	28-20304 ♦
Impreza WRX	2.5L H4 F/I	28-20304 ♦
Impreza WRX STi	2.5L H4 F/I	28-20304 ♦
Legacy IV	2.0L H4 DSL	28-20304
Legacy IV	2.0L H4 F/I	28-20304
Outback	2.0L H4 DSL	28-20304
Tribeca	3.6L H6 F/I	28-20304
WRX	2.5L H4 F/I	28-20304 ♦
WRX STi	2.5L H4 F/I	28-20304 ♦
XV	1.6L H4 F/I	28-20304
XV	2.0L H4 DSL	28-20304
XV	2.0L H4 F/I - Non-US	28-20304
XV Crosstrek	2.0L H4 F/I - Exc. Hybrid	28-20304
2013 SUBARU		
Forester	2.0L H4 DSL	28-20304
Forester	2.0L H4 F/I	28-20304
Forester	2.5L H4 F/I	28-20304
Impreza	1.6L H4 F/I	28-20304
Impreza	2.0L H4 F/I	28-20304 ♦
Impreza WRX	2.5L H4 F/I	28-20304 ♦
Impreza WRX STi	2.5L H4 F/I	28-20304 ♦

*Indicates 2 filters required ♦ Intake system available - see page 26



DRYFLOW® REPLACEMENT AIR FILTERS

SUBARU

Vehicle	Engine Type	Air Filter
2013 SUBARU		
Legacy IV	2.0L H4 DSL	28-20304
Legacy IV	2.0L H4 F/I	28-20304
Outback	2.0L H4 DSL	28-20304
Tribeca	3.6L H6 F/I	28-20304
WRX	2.5L H4 F/I	28-20304 ♦
WRX STI	2.5L H4 F/I	28-20304 ♦
XV	1.6L H4 F/I	28-20304
XV	2.0L H4 DSL	28-20304
XV	2.0L H4 F/I	28-20304
XV Crosstrek	2.0L H4 F/I	28-20304

Vehicle	Engine Type	Air Filter
2012 SUBARU		
Forester	2.0L H4 DSL	28-20304
Forester	2.0L H4 F/I	28-20304
Forester	2.5L H4 F/I	28-20304
Forester Turbo	2.5L H4 F/I	28-20304
Impreza	1.5L H4 F/I	28-20304
Impreza	2.0L H4 DSL	28-20304
Impreza	2.0L H4 F/I	28-20304 ♦
Impreza WRX	2.5L H4 F/I	28-20304 ♦
Impreza WRX STI	2.5L H4 F/I	28-20304 ♦
Legacy IV	2.0L H4 DSL	28-20304
Legacy IV	2.0L H4 F/I	28-20304
Outback	2.0L H4 DSL	28-20304
Tribeca	3.6L H6 F/I	28-20304
WRX	2.5L H4 F/I	28-20304 ♦
WRX STI	2.5L H4 F/I	28-20304 ♦
XV	1.6L H4 F/I	28-20304
XV	2.0L H4 DSL	28-20304
XV	2.0L H4 F/I	28-20304

Vehicle	Engine Type	Air Filter
2011 SUBARU		
Forester	2.0L H4 DSL	28-20304
Forester	2.0L H4 F/I	28-20304
Forester	2.5L H4 F/I	28-20304
Forester Turbo	2.5L H4 F/I	28-20304
Impreza	1.5L H4 F/I	28-20304
Impreza	2.0L H4 DSL	28-20304
Impreza	2.0L H4 F/I	28-20304
Impreza	2.5L H4 F/I	28-20304
Impreza WRX	2.5L H4 F/I	28-20304 ♦
Impreza WRX STI	2.5L H4 F/I	28-20304 ♦
Legacy IV	2.0L H4 DSL	28-20304
Legacy IV	2.0L H4 F/I	28-20304
Outback	2.0L H4 DSL	28-20304
Tribeca	3.0L H6 F/I	28-20304
Tribeca	3.6L H6 F/I	28-20304

Vehicle	Engine Type	Air Filter
2010 SUBARU		
Forester	2.0L H4 DSL	28-20304
Forester	2.0L H4 F/I	28-20304
Forester	2.5L H4 F/I	28-20304
Impreza	1.5L H4 F/I	28-20304
Impreza	2.0L H4 DSL	28-20304
Impreza	2.0L H4 F/I	28-20304
Impreza	2.5L H4 F/I	28-20304
Impreza WRX	2.5L H4 F/I	28-20304 ♦
Impreza WRX STI	2.5L H4 F/I	28-20304 ♦
Legacy IV	2.0L H4 DSL	28-20304
Legacy IV	2.0L H4 F/I	28-20304
Outback	2.0L H4 DSL	28-20304
Tribeca	3.0L H6 F/I	28-20304
Tribeca	3.6L H6 F/I	28-20304

Vehicle	Engine Type	Air Filter
2009 SUBARU		
Forester	2.0L H4 DSL	28-20304
Forester	2.0L H4 F/I	28-20304
Forester	2.5L H4 F/I	28-20304
Impreza	1.5L H4 F/I	28-20304
Impreza	2.0L H4 DSL	28-20304
Impreza	2.0L H4 F/I	28-20304
Impreza	2.5L H4 F/I	28-20304
Impreza WRX	2.0L H4 F/I	28-20304
Impreza WRX	2.5L H4 F/I	28-20304 ♦
Impreza WRX STI	2.0L H4 F/I	28-20304
Impreza WRX STI	2.5L H4 F/I	28-20304 ♦
Legacy	2.5L H4 F/I	28-20304
Legacy	3.0L H6 F/I	28-20304
Legacy GT	2.5L H4 F/I	28-20304
Legacy IV	2.0L H4 DSL	28-20304
Legacy IV	2.0L H4 F/I	28-20304
Legacy IV	2.5L H4 F/I - 165BHP	28-20304
Legacy IV	3.0L H6 F/I	28-20304
Outback	2.0L H4 DSL	28-20304
Outback	2.5L H4 F/I	28-20304
Outback	3.0L H6 F/I	28-20304
Tribeca	3.0L H6 F/I	28-20304
Tribeca	3.6L H6 F/I	28-20304

Vehicle	Engine Type	Air Filter
2008 SUBARU		
Forester	2.0L H4 DSL	28-20304
Forester	2.0L H4 F/I - From 4/08	28-20304
Impreza	1.5L H4 F/I	28-20304
Impreza	2.0L H4 DSL	28-20304
Impreza	2.0L H4 F/I	28-20304
Impreza	2.5L H4 F/I	28-20304
Impreza WRX	2.0L H4 F/I	28-20304
Impreza WRX	2.5L H4 F/I	28-20304 ♦
Impreza WRX STI	2.0L H4 F/I	28-20304
Impreza WRX STI	2.5L H4 F/I	28-20304 ♦
Legacy	2.5L H4 F/I	28-20304
Legacy	3.0L H6 F/I	28-20304
Legacy GT	2.5L H4 F/I	28-20304
Legacy IV	2.0L H4 DSL	28-20304
Legacy IV	2.0L H4 F/I	28-20304
Legacy IV	2.5L H4 F/I - 165BHP	28-20304
Legacy IV	3.0L H6 F/I	28-20304
Outback	2.0L H4 DSL	28-20304
Outback	2.5L H4 F/I	28-20304
Outback	3.0L H6 F/I	28-20304
Tribeca	3.0L H6 F/I	28-20304
Tribeca	3.6L H6 F/I	28-20304

Vehicle	Engine Type	Air Filter
2007 SUBARU		
B9 Tribeca	3.0L H6 F/I	28-20304
Impreza	1.5L H4 F/I	28-20304
Impreza	2.0L H4 F/I	28-20304
Impreza	2.5L H4 F/I	28-20232
Impreza WRX	2.0L H4 F/I	28-20304
Impreza WRX	2.5L H4 F/I	28-20232 ♦
Impreza WRX STI	2.0L H4 F/I	28-20304
Impreza WRX STI	2.5L H4 F/I	28-20232 ♦
Legacy	2.5L H4 F/I	28-20304
Legacy GT	2.5L H4 F/I	28-20304
Legacy IV	2.0L H4 F/I	28-20304
Legacy IV	2.5L H4 F/I - 165BHP	28-20304
Legacy IV	3.0L H6 F/I	28-20304
Outback	2.5L H4 F/I	28-20304
Outback	3.0L H6 F/I	28-20304

*Indicates 2 filters required ♦ Intake system available - see page 26



Vehicle	Engine Type	Air Filter
2007 SUBARU		
Tribeca	3.0L H6 F/I	28-20304
2006 SUBARU		
B9 Tribeca	3.0L H6 F/I	28-20304
Impreza	2.5L H4 F/I	28-20232
Impreza WRX	2.5L H4 F/I	28-20232 ♦
Impreza WRX STi	2.5L H4 F/I	28-20232 ♦
Legacy	2.5L H4 F/I	28-20304
Legacy GT	2.5L H4 F/I	28-20304 ♦
Legacy IV	2.0L H4 F/I	28-20304
Legacy IV	2.5L H4 F/I - 165BHP	28-20304
Legacy IV	3.0L H6 F/I	28-20304
Outback	2.5L H4 F/I	28-20304
Outback	3.0L H6 F/I	28-20304
Outback XT	2.5L H4 F/I	28-20304 ♦
Tribeca	3.0L H6 F/I	28-20304
2005 SUBARU		
Forester	2.0L H4 F/I - Turbo	28-20232
Impreza	2.0L H4 F/I - Turbo	28-20232
Impreza	2.5L H4 F/I	28-20232
Impreza WRX	2.0L H4 F/I - Non-US, Turbo	28-20232 ♦
Impreza WRX STi	2.5L H4 F/I	28-20232 ♦
Legacy	2.5L H4 F/I	28-20304
Legacy GT	2.5L H4 F/I	28-20304 ♦
Legacy IV	2.0L H4 F/I - 138/165BHP	28-20304
Legacy IV	2.5L H4 F/I - 165BHP	28-20304
Legacy IV	3.0L H6 F/I	28-20304
Outback	2.5L H4 F/I	28-20304
Outback	3.0L H6 F/I	28-20304
Outback XT	2.5L H4 F/I	28-20304 ♦
Tribeca	3.0L H6 F/I	28-20304
2004 SUBARU		
Forester	2.0L H4 F/I - Turbo	28-20232
Impreza	2.0L H4 F/I - Turbo	28-20232
Impreza WRX	2.0L H4 F/I - Non-US, Turbo	28-20232 ♦
Legacy	2.5L H4 F/I - OEM 16546AA020	28-20232
Legacy IV	2.0L H4 F/I - 138BHP	28-20304
Legacy IV	2.5L H4 F/I - 165BHP	28-20304
Legacy IV	3.0L H6 F/I	28-20304
Outback	2.5L H4 F/I - Non-US	28-20304
Outback	3.0L H6 F/I - Non-US, 245BHP	28-20304
2003 SUBARU		
Forester	2.0L H4 F/I - Turbo	28-20232
Impreza	2.0L H4 F/I - Turbo	28-20232
Impreza WRX	2.0L H4 F/I	28-20232 ♦
Legacy	2.5L H4 F/I - OEM 16546AA020	28-20232
Legacy IV	2.0L H4 F/I - 138BHP	28-20304
Legacy IV	2.5L H4 F/I - 165BHP	28-20304
Legacy IV	3.0L H6 F/I	28-20304
Outback	2.5L H4 F/I - Non-US, 165BHP	28-20304
Outback	3.0L H6 F/I	28-20232
Outback	3.0L H6 F/I - Non-US, 209BHP	28-20232
Outback	3.0L H6 F/I - Non-US, 245BHP	28-20304
2002 SUBARU		
Forester	2.0L H4 F/I - Turbo	28-20232
Impreza	2.0L H4 F/I - Turbo	28-20232
Impreza WRX	2.0L H4 F/I	28-20232 ♦
Impreza WRX STi	2.0L H4 F/I	28-20232
Legacy	2.5L H4 F/I - OEM 16546AA020	28-20232
Outback	3.0L H6 F/I	28-20232

Vehicle	Engine Type	Air Filter
2001 SUBARU		
Forester	2.0L H4 F/I - Turbo	28-20232
Impreza	2.0L H4 F/I - Turbo	28-20232
Impreza WRX	2.0L H4 F/I	28-20232
Legacy	2.5L H4 F/I - OEM 16546AA020	28-20232
Outback	3.0L H6 F/I	28-20232
2000 SUBARU		
Forester	2.0L H4 F/I - Turbo	28-20232
Impreza	1.6L H4 F/I - 90BHP	28-20232
Impreza	1.8L H4 F/I	28-20232
Impreza	2.0L H4 F/I	28-20232
Impreza WRX	2.0L H4 F/I	28-20232
Legacy	2.5L H4 F/I - OEM 16546AA020	28-20232
Outback	3.0L H6 F/I	28-20232
1999 SUBARU		
Forester	2.0L H4 F/I - Turbo	28-20232
Forester	2.5L H4 F/I - OEM 16546AA020	28-20232
Impreza	1.6L H4 F/I - 90BHP	28-20232
Impreza	1.8L H4 F/I	28-20232
Impreza	2.0L H4 F/I	28-20232
Impreza	2.2L H4 F/I - OEM 16546AA020	28-20232
Impreza	2.2L H4 F/I - OEM 16546AA020	28-20232
Legacy	2.5L H4 F/I - OEM 16546AA020	28-20232
Legacy II	2.0L H4 F/I	28-20232
Legacy II	2.2L H4 F/I	28-20232
Legacy II	2.5L H4 F/I	28-20232
1998 SUBARU		
Forester	2.0L H4 F/I - Turbo	28-20232
Forester	2.5L H4 F/I	28-20232
Impreza	1.6L H4 F/I - 90BHP	28-20232
Impreza	1.8L H4 F/I	28-20232
Impreza	2.0L H4 F/I	28-20232
Impreza	2.2L H4 F/I	28-20232
Legacy	2.5L H4 F/I - OEM 16546AA020	28-20232
Legacy II	2.0L H4 F/I	28-20232
Legacy II	2.2L H4 F/I	28-20232
Legacy II	2.5L H4 F/I	28-20232
Legacy Outback	2.5L H4 F/I	28-20232
1997 SUBARU		
Forester	2.0L H4 F/I - Turbo	28-20232
Forester	2.5L H4 F/I	28-20232
Impreza	1.6L H4 F/I - 90BHP	28-20232
Impreza	1.8L H4 F/I	28-20232
Impreza	2.0L H4 F/I	28-20232
Legacy	2.2L H4 F/I	28-20232
Legacy	2.5L H4 F/I - OEM 16546AA020	28-20232
Legacy II	2.0L H4 F/I	28-20232
Legacy II	2.2L H4 F/I	28-20232
Legacy II	2.5L H4 F/I	28-20232
Legacy Outback	2.5L H4 F/I	28-20232
SVX	3.3L H6 F/I	28-20232
1996 SUBARU		
Impreza	1.6L H4 F/I - 90BHP	28-20232
Impreza	1.8L H4 F/I	28-20232
Impreza	2.0L H4 F/I	28-20232
Legacy	2.2L H4 F/I	28-20232
Legacy	2.5L H4 F/I - OEM 16546AA020	28-20232
Legacy II	2.0L H4 F/I	28-20232
Legacy II	2.2L H4 F/I	28-20232
Legacy II	2.5L H4 F/I	28-20232
Legacy Outback	2.5L H4 F/I	28-20232
SVX	3.3L H6 F/I	28-20232

*Indicates 2 filters required ♦ Intake system available - see page 26



DRYFLOW® REPLACEMENT AIR FILTERS

SUBARU

Vehicle	Engine Type	Air Filter
1995 SUBARU		
Impreza	1.6L H4 F/I - 90BHP	28-20232
Impreza	1.8L H4 F/I	28-20232
Impreza	2.0L H4 F/I	28-20232
Legacy	2.2L H4 F/I	28-20232
Legacy II	2.0L H4 F/I	28-20232
Legacy II	2.2L H4 F/I	28-20232
SVX	3.3L H6 F/I	28-20232

1994 SUBARU		
Impreza	1.6L H4 F/I - 90BHP	28-20232
Impreza	1.8L H4 F/I	28-20232
Impreza	2.0L H4 F/I	28-20232
Legacy	2.2L H4 F/I - Turbo	28-20232
Legacy I	1.8L H4 F/I	28-20232
Legacy I	2.0L H4 F/I	28-20232
Legacy I	2.2L H4 F/I	28-20232
Legacy II	2.0L H4 F/I	28-20232
Legacy II	2.2L H4 F/I	28-20232
Loyale	1.8L H4 F/I	28-20232
SVX	3.3L H6 F/I	28-20232

1993 SUBARU		
Impreza	1.6L H4 F/I - 90BHP	28-20232
Impreza	1.8L H4 F/I	28-20232
Legacy	2.2L H4 F/I - Turbo	28-20232
Legacy I	1.8L H4 F/I	28-20232
Legacy I	2.0L H4 F/I	28-20232
Legacy I	2.2L H4 F/I	28-20232
Loyale	1.8L H4 F/I	28-20232
SVX	3.3L H6 F/I	28-20232

1992 SUBARU		
Impreza	1.6L H4 F/I - 90BHP	28-20232
Legacy	2.2L H4 F/I - Turbo	28-20232
Legacy I	1.8L H4 F/I	28-20232
Legacy I	2.0L H4 F/I	28-20232
Legacy I	2.2L H4 F/I	28-20232
Loyale	1.8L H4 F/I	28-20232
SVX	3.3L H6 F/I	28-20232

1991 SUBARU		
Legacy	2.2L H4 F/I	28-20232
Legacy I	1.8L H4 F/I	28-20232
Legacy I	2.0L H4 F/I	28-20232
Legacy I	2.2L H4 F/I	28-20232
Loyale	1.8L H4 F/I	28-20232

1990 SUBARU		
Legacy	2.2L H4 F/I	28-20232
Legacy I	1.8L H4 F/I	28-20232
Legacy I	2.2L H4 F/I	28-20232
Loyale	1.8L H4 F/I	28-20232

1989 SUBARU		
Legacy I	1.8L H4 F/I	28-20232
Legacy I	2.2L H4 F/I	28-20232
RX	1.8L H4 F/I	28-20232

1988 SUBARU		
RX	1.8L H4 F/I	28-20232

1987 SUBARU		
RX	1.8L H4 F/I	28-20232

1986 SUBARU		
RX	1.8L H4 F/I	28-20232

Vehicle	Engine Type	Air Filter
2012 SUZUKI		
Equator	4.0L V6 F/I	28-20286

2011 SUZUKI		
Equator	4.0L V6 F/I	28-20286

2010 SUZUKI		
Equator	4.0L V6 F/I	28-20286

2009 SUZUKI		
Equator	4.0L V6 F/I	28-20286

2017 TOYOTA		
Auris	1.2L L4 F/I	28-20360
Auris	1.3L L4 F/I	28-20360
Avensis	1.6L L4 F/I	28-20360
Avensis	1.8L L4 F/I	28-20360
Camry	2.5L L4 F/I	28-20370
Corolla	1.3L L4 F/I	28-20360
Corolla	1.6L L4 F/I	28-20360
Corolla	1.8L L4 F/I	28-20360
Corolla iM	1.8L L4 F/I	28-20360 ♦
Land Cruiser	5.7L V8 F/I	28-20387
RAV4 IV	2.0L L4 F/I	28-20360
Verso	1.6L L4 F/I	28-20360
Verso	1.8L L4 F/I	28-20360
Yaris	1.5L L4 F/I	28-20360

2016 TOYOTA		
Auris	1.2L L4 F/I	28-20360
Auris	1.3L L4 F/I	28-20360
Avensis	1.6L L4 F/I	28-20360
Avensis	1.8L L4 F/I	28-20360
Camry	2.5L L4 F/I	28-20370
Corolla	1.3L L4 F/I	28-20360
Corolla	1.6L L4 F/I	28-20360
Corolla	1.8L L4 F/I	28-20360
Land Cruiser	5.7L V8 F/I	28-20387
RAV4 IV	2.0L L4 F/I	28-20360
Verso	1.6L L4 F/I	28-20360
Verso	1.8L L4 F/I	28-20360
Yaris	1.5L L4 F/I	28-20360

2015 TOYOTA		
Auris	1.2L L4 F/I	28-20360
Auris	1.3L L4 F/I	28-20360
Auris	1.6L L4 F/I	28-20360
Auris	1.8L L4 F/I	28-20360
Avensis	1.6L L4 F/I	28-20360
Avensis	1.8L L4 F/I	28-20360
Camry	2.5L L4 F/I	28-20370
Corolla	1.3L L4 F/I	28-20360
Corolla	1.6L L4 F/I	28-20360
Corolla	1.8L L4 F/I	28-20360
Land Cruiser	5.7L V8 F/I	28-20387
RAV4 IV	2.0L L4 DSL - To 9/15	28-20345
RAV4 IV	2.0L L4 F/I	28-20360
RAV4 IV	2.2L L4 DSL	28-20452
Rukus	2.4L L4 F/I	28-20326
Tacoma	4.0L V6 F/I	28-20281
Venza	2.7L L4 F/I	28-20370
Venza	3.5L V6 F/I	28-20326
Verso	1.6L L4 F/I	28-20360
Verso	1.8L L4 F/I	28-20360
Yaris	1.5L L4 F/I	28-20360

2014 TOYOTA		
Auris	1.3L L4 F/I	28-20360

*Indicates 2 filters required ♦ Intake system available - see page 26



Vehicle	Engine Type	Air Filter
2014 TOYOTA		
Auris	1.6L L4 F/I	28-20360
Avensis	1.6L L4 F/I	28-20360
Avensis	1.8L L4 F/I	28-20360
Avensis	2.0L L4 F/I	28-20360
Camry	2.5L L4 F/I	28-20370
Corolla	1.3L L4 F/I	28-20360
Corolla	1.6L L4 F/I	28-20360
Corolla	1.8L L4 F/I	28-20360
Kluger	3.5L V6 F/I	28-20260
Land Cruiser	4.5L V8 DSL - Exc. 70 & 200 Series	28-20387
Land Cruiser	5.7L V8 F/I	28-20387
RAV4 IV	2.0L L4 DSL	28-20345
RAV4 IV	2.0L L4 F/I	28-20360
RAV4 IV	2.2L L4 DSL	28-20452
Rukus	2.4L L4 F/I	28-20326
Tacoma	4.0L V6 F/I	28-20281 ♦
Tundra	4.0L V6 F/I	28-20387
Venza	2.7L L4 F/I	28-20370
Venza	3.5L V6 F/I	28-20326
Verso	1.6L L4 F/I	28-20360
Verso	1.8L L4 F/I	28-20360
Yaris	1.5L L4 F/I	28-20360

2013 TOYOTA		
Auris	1.3L L4 F/I	28-20360
Auris	1.6L L4 F/I	28-20360
Avensis	1.6L L4 F/I	28-20360
Avensis	1.8L L4 F/I	28-20360
Avensis	2.0L L4 F/I	28-20360
Camry	2.5L L4 F/I	28-20370
Corolla	1.3L L4 F/I	28-20360
Corolla	1.6L L4 F/I	28-20360
Corolla	1.8L L4 F/I	28-20360
Corolla	2.4L L4 F/I	28-20326
Highlander	2.7L L4 F/I	28-20260
Highlander	3.5L V6 F/I	28-20260
Kluger	3.5L V6 F/I	28-20260
Land Cruiser	4.5L V8 DSL - Exc. 70 & 200 Series	28-20387
Land Cruiser	5.7L V8 F/I	28-20387
Matrix	1.8L L4 F/I	28-20360
Matrix	2.4L L4 F/I	28-20326
RAV4 III	2.0L L4 F/I	28-20360
RAV4 III	2.2L L4 DSL	28-20345
RAV4 IV	2.0L L4 DSL	28-20345
RAV4 IV	2.0L L4 F/I	28-20360
RAV4 IV	2.2L L4 DSL	28-20452
Rukus	2.4L L4 F/I	28-20326
Sequoia	5.7L V8 F/I	28-20387
Tacoma	4.0L V6 F/I	28-20281 ♦
Tundra	4.0L V6 F/I	28-20387
Tundra	4.6L V8 F/I	28-20387 ♦
Tundra	5.7L V8 F/I	28-20387 ♦
Venza	2.7L L4 F/I	28-20370
Venza	3.5L V6 F/I	28-20326
Verso	1.6L L4 F/I	28-20360
Verso	1.8L L4 F/I	28-20360
Yaris	1.5L L4 F/I	28-20360

2012 TOYOTA		
Aurion	1.3L L4 F/I	28-20360
Auris	1.6L L4 F/I	28-20360
Avalon	3.5L V6 F/I	28-20326
Avensis	1.6L L4 F/I	28-20360

Vehicle	Engine Type	Air Filter
2012 TOYOTA		
Avensis	1.8L L4 F/I	28-20360
Avensis	2.0L L4 F/I	28-20360
Camry	2.5L L4 F/I	28-20370
Corolla	1.8L L4 F/I	28-20360
Corolla	2.4L L4 F/I	28-20326
Highlander	2.7L L4 F/I	28-20260
Highlander	3.5L V6 F/I	28-20260
Kluger	3.5L V6 F/I	28-20260
Land Cruiser	4.5L V8 DSL - Exc. 70 & 200 Series	28-20387
Matrix	1.8L L4 F/I	28-20360
Matrix	2.4L L4 F/I	28-20326
RAV4 III	2.0L L4 F/I	28-20360
RAV4 III	2.2L L4 DSL	28-20345
Rukus	2.4L L4 F/I	28-20326
Sequoia	4.6L V8 F/I	28-20387
Sequoia	5.7L V8 F/I	28-20387
Tacoma	4.0L V6 F/I	28-20281 ♦
Tundra	4.0L V6 F/I	28-20387
Tundra	4.6L V8 F/I	28-20387 ♦
Tundra	5.7L V8 F/I	28-20387 ♦
Venza	2.7L L4 F/I	28-20370
Venza	3.5L V6 F/I	28-20326
Verso	1.6L L4 F/I	28-20360
Verso	1.8L L4 F/I	28-20360
Yaris	1.5L L4 F/I	28-20360 ♦

2011 TOYOTA		
Auris	1.3L L4 F/I	28-20360
Auris	1.6L L4 F/I	28-20360
Avalon	3.5L V6 F/I	28-20326
Avensis	1.6L L4 F/I	28-20360
Avensis	1.8L L4 F/I	28-20360
Avensis	2.0L L4 F/I	28-20360
Camry	2.5L L4 F/I	28-20370
Camry	3.5L V6 F/I	28-20326
Camry Hybrid	2.4L L4 F/I	28-20260
Corolla	1.8L L4 F/I	28-20360 ♦
Corolla	2.4L L4 F/I	28-20326
Highlander	2.7L L4 F/I	28-20260
Highlander	3.5L V6 F/I	28-20260
Kluger	3.5L V6 F/I	28-20260
Land Cruiser	4.5L V8 DSL - Exc. 70 & 200 Series	28-20387
Land Cruiser	5.7L V8 F/I	28-20387
Matrix	1.8L L4 F/I	28-20360
Matrix	2.4L L4 F/I	28-20326
RAV4 III	2.0L L4 F/I	28-20360
RAV4 III	2.2L L4 DSL	28-20345
Rukus	2.4L L4 F/I	28-20326
Sequoia	4.6L V8 F/I	28-20387
Sequoia	5.7L V8 F/I	28-20387
Tacoma	4.0L V6 F/I	28-20281 ♦
Tundra	4.0L V6 F/I	28-20387
Tundra	4.6L V8 F/I	28-20387 ♦
Tundra	5.7L V8 F/I	28-20387 ♦
Venza	2.7L L4 F/I	28-20370
Venza	3.5L V6 F/I	28-20326
Verso	1.6L L4 F/I	28-20360
Verso	1.8L L4 F/I	28-20360
Yaris	1.5L L4 F/I	28-20360 ♦
Yaris	1.8L L4 F/I	28-20360

2010 TOYOTA		
Auris	1.3L L4 F/I	28-20360

*Indicates 2 filters required ♦ Intake system available - see page 26



DRYFLOW® REPLACEMENT AIR FILTERS

TOYOTA

Vehicle	Engine Type	Air Filter
2010 TOYOTA		
Auris	1.6L L4 F/I	28-20360
Auris	1.8L L4 F/I	28-20360
Avalon	3.5L V6 F/I	28-20326
Avensis	1.6L L4 F/I	28-20360
Avensis	1.8L L4 F/I	28-20360
Avensis	2.0L L4 F/I	28-20360
Camry	2.5L L4 F/I	28-20370
Camry	3.5L V6 F/I	28-20326
Camry Hybrid	2.4L L4 F/I	28-20260
Corolla	1.3L L4 F/I	28-20360
Corolla	1.8L L4 F/I	28-20360 ♦
Corolla	2.4L L4 F/I	28-20326
Highlander	2.7L L4 F/I	28-20260
Highlander	3.5L V6 F/I	28-20260
Kluger	3.5L V6 F/I	28-20260
Land Cruiser	4.5L V8 DSL - Exc. 70 & 200 Series	28-20387
Land Cruiser	5.7L V8 F/I	28-20387
Matrix	1.8L L4 F/I	28-20360
Matrix	2.4L L4 F/I	28-20326
RAV4 III	2.0L L4 F/I	28-20360
RAV4 III	2.2L L4 DSL	28-20345
Rukus	2.4L L4 F/I	28-20326
Sequoia	4.6L V8 F/I	28-20387
Sequoia	5.7L V8 F/I	28-20387
Sienna	3.5L V6 F/I	28-20260
Tacoma	4.0L V6 F/I	28-20281 ♦
Tundra	4.0L V6 F/I	28-20281
Tundra	4.6L V8 F/I	28-20387 ♦
Tundra	5.7L V8 F/I	28-20387 ♦
Venza	2.7L L4 F/I	28-20370
Venza	3.5L V6 F/I	28-20326
Verso	1.6L L4 F/I	28-20360
Verso	1.8L L4 F/I	28-20360
Yaris	1.5L L4 F/I	28-20360 ♦
Yaris	1.8L L4 F/I	28-20360
2009 TOYOTA		
4 Runner	4.0L V6 F/I	28-20281 ♦
Auris	1.3L L4 F/I	28-20360
Auris	1.4L L4 F/I	28-20360
Auris	1.6L L4 F/I	28-20360
Auris	1.8L L4 F/I	28-20360
Avalon	3.5L V6 F/I	28-20326
Avensis	1.6L L4 F/I	28-20360
Avensis	1.8L L4 F/I	28-20360
Avensis	2.0L L4 F/I	28-20360
Avensis	2.4L L4 F/I	28-20252
Camry	2.4L L4 F/I	28-20370
Camry	3.5L V6 F/I	28-20326
Camry Hybrid	2.4L L4 F/I	28-20260
Corolla	1.3L L4 F/I	28-20360
Corolla	1.4L L4 F/I	28-20360
Corolla	1.6L L4 F/I	28-20360
Corolla	1.8L L4 F/I	28-20252
FJ Cruiser	4.0L V6 F/I	28-20281 ♦
Highlander	3.5L V6 F/I	28-20260
Kluger	3.5L V6 F/I	28-20260
Land Cruiser	4.5L V8 DSL - Exc. 70 & 200 Series	28-20387
Land Cruiser	5.7L V8 F/I	28-20387
Land Cruiser Prado	4.0L V6 F/I	28-20281
Matrix	1.8L L4 F/I	28-20252
RAV4 III	2.2L L4 DSL	28-20345
Sequoia	4.7L V8 F/I	28-20387
Sequoia	5.7L V8 F/I	28-20387
Sienna	3.5L V6 F/I	28-20260
Solara	2.4L L4 F/I	28-20260
Solara	3.3L V6 F/I	28-20260
Tacoma	4.0L V6 F/I	28-20281 ♦
Tundra	4.0L V6 F/I	28-20281
Tundra	4.7L V8 F/I	28-20387
Tundra	5.7L V8 F/I	28-20387 ♦
Verso	1.6L L4 F/I	28-20252
Verso	1.8L L4 F/I	28-20252
Yaris	1.5L L4 F/I	28-20360 ♦
Yaris	1.8L L4 F/I	28-20360

Vehicle	Engine Type	Air Filter
2009 TOYOTA		
Matrix	2.4L L4 F/I	28-20326
RAV4 III	2.0L L4 F/I - 158BHP	28-20360
RAV4 III	2.2L L4 DSL	28-20345
Sequoia	4.7L V8 F/I	28-20387
Sequoia	5.7L V8 F/I	28-20387
Sienna	3.5L V6 F/I	28-20260
Solara	2.4L L4 F/I	28-20260
Tacoma	4.0L V6 F/I	28-20281 ♦
Tundra	4.0L V6 F/I	28-20281
Tundra	4.7L V8 F/I	28-20387
Tundra	5.7L V8 F/I	28-20387 ♦
Venza	2.7L L4 F/I	28-20370
Venza	3.5L V6 F/I	28-20326
Verso	1.6L L4 F/I	28-20252
Verso	1.8L L4 F/I	28-20252
Yaris	1.5L L4 F/I	28-20360 ♦
Yaris	1.8L L4 F/I	28-20360
2008 TOYOTA		
4 Runner	4.0L V6 F/I	28-20281 ♦
4 Runner	4.7L V8 F/I	28-20144
Auris	1.4L L4 F/I	28-20360
Auris	1.6L L4 F/I	28-20360
Avalon	3.5L V6 F/I	28-20326
Avensis	1.6L L4 F/I	28-20252
Avensis	1.8L L4 F/I	28-20252
Avensis	2.0L L4 F/I	28-20252
Avensis	2.4L L4 F/I	28-20252
Camry	2.4L L4 F/I	28-20370
Camry	3.5L V6 F/I	28-20326
Camry Hybrid	2.4L L4 F/I	28-20260
Corolla	1.4L L4 F/I	28-20360
Corolla	1.6L L4 F/I	28-20360
Corolla	1.8L L4 F/I	28-20252
FJ Cruiser	4.0L V6 F/I	28-20281 ♦
Highlander	3.5L V6 F/I	28-20260
Kluger	3.5L V6 F/I	28-20260
Land Cruiser	4.5L V8 DSL - Exc. 70 & 200 Series	28-20387
Land Cruiser	5.7L V8 F/I	28-20387
Land Cruiser Prado	4.0L V6 F/I	28-20281
Matrix	1.8L L4 F/I	28-20252
RAV4 III	2.2L L4 DSL	28-20345
Sequoia	4.7L V8 F/I	28-20387
Sequoia	5.7L V8 F/I	28-20387
Sienna	3.5L V6 F/I	28-20260
Solara	2.4L L4 F/I	28-20260
Solara	3.3L V6 F/I	28-20260
Tacoma	4.0L V6 F/I	28-20281 ♦
Tundra	4.0L V6 F/I	28-20281
Tundra	4.7L V8 F/I	28-20387
Tundra	5.7L V8 F/I	28-20387 ♦
Verso	1.6L L4 F/I	28-20252
Verso	1.8L L4 F/I	28-20252
Yaris	1.5L L4 F/I	28-20360 ♦
Yaris	1.8L L4 F/I	28-20360
2007 TOYOTA		
4 Runner	4.0L V6 F/I	28-20281 ♦
4 Runner	4.7L V8 F/I	28-20144
Auris	1.4L L4 F/I	28-20360
Auris	1.6L L4 F/I	28-20360
Avalon	3.5L V6 F/I	28-20326
Avensis	1.6L L4 F/I	28-20252
Avensis	1.8L L4 F/I	28-20252

*Indicates 2 filters required ♦ Intake system available - see page 26



Vehicle	Engine Type	Air Filter	Vehicle	Engine Type	Air Filter
2007 TOYOTA			2005 TOYOTA		
Avensis	2.0L L4 F/I	28-20252	4 Runner	4.0L V6 F/I	28-20281 ♦
Avensis	2.4L L4 F/I	28-20252	4 Runner	4.7L V8 F/I	28-20144
Avensis Verso	2.0L L4 F/I - 1AZ-FE Eng.	28-20252	Avalon	3.5L V6 F/I	28-20326
Camry	2.4L L4 F/I	28-20370	Avensis	1.6L L4 F/I	28-20252
Camry	3.5L V6 F/I	28-20326	Avensis	1.8L L4 F/I	28-20252
Camry Hybrid	2.4L L4 F/I	28-20260	Avensis	2.0L L4 F/I	28-20252
Corolla	1.4L L4 F/I	28-20360	Avensis	2.4L L4 F/I	28-20252
Corolla	1.6L L4 F/I - from 4/07	28-20360	Avensis Verso	2.0L L4 F/I - 1AZ-FE Eng.	28-20252
Corolla	1.6L L4 F/I - to 3/07	28-20252	Camry	2.4L L4 F/I	28-20260
Corolla	1.8L L4 F/I	28-20252	Camry	3.0L V6 F/I	28-20260
FJ Cruiser	4.0L V6 F/I	28-20281 ♦	Camry	3.3L V6 F/I	28-20260
Highlander	2.4L L4 F/I	28-20260	Corolla	1.4L L4 F/I	28-20252
Highlander	3.3L V6 F/I	28-20260	Corolla	1.6L L4 F/I	28-20252
Kluger	3.3L V6 F/I	28-20260	Corolla	1.8L L4 F/I	28-20252
Kluger	3.5L V6 F/I	28-20260	Highlander	2.4L L4 F/I	28-20260
Land Cruiser Prado	4.0L V6 F/I	28-20281	Highlander	3.3L V6 F/I	28-20260
Matrix	1.8L L4 F/I	28-20252	Kluger	3.3L V6 F/I	28-20260
RAV4 III	2.2L L4 DSL	28-20345	Land Cruiser Prado	4.0L V6 F/I	28-20281
Sequoia	4.7L V8 F/I	28-20144	Matrix	1.8L L4 F/I	28-20252
Sienna	3.5L V6 F/I	28-20260	Matrix XR	1.8L L4 F/I	28-20252
Solara	2.4L L4 F/I	28-20260	Matrix XRS	1.8L L4 F/I	28-20252
Solara	3.3L V6 F/I	28-20260	Sequoia	4.7L V8 F/I	28-20144
Tacoma	4.0L V6 F/I	28-20281 ♦	Sienna	3.3L V6 F/I	28-20260
Tundra	4.0L V6 F/I	28-20281	Solara	2.4L L4 F/I	28-20260
Tundra	4.7L V8 F/I	28-20387	Solara	3.3L V6 F/I	28-20260
Tundra	5.7L V8 F/I	28-20387 ♦	Tacoma	4.0L V6 F/I	28-20281 ♦
Verso	1.6L L4 F/I	28-20252	Tundra	4.0L V6 F/I	28-20281
Verso	1.8L L4 F/I	28-20252	Tundra	4.7L V8 F/I	28-20144 ♦
Yaris	1.5L L4 F/I	28-20360 ♦	2004 TOYOTA		
Yaris	1.8L L4 F/I	28-20360	4 Runner	4.0L V6 F/I	28-20281 ♦
2006 TOYOTA			4 Runner	4.7L V8 F/I	28-20144
4 Runner	4.0L V6 F/I	28-20281 ♦	Avalon	3.0L V6 F/I	28-20145
4 Runner	4.7L V8 F/I	28-20144	Avensis	1.6L L4 F/I	28-20252
Avalon	3.5L V6 F/I	28-20326	Avensis	1.8L L4 F/I	28-20252
Avensis	1.6L L4 F/I	28-20252	Avensis	2.0L L4 F/I	28-20252
Avensis	1.8L L4 F/I	28-20252	Avensis	2.4L L4 F/I	28-20252
Avensis	2.0L L4 F/I	28-20252	Avensis Verso	2.0L L4 F/I - 1AZ-FE Eng.	28-20252
Avensis	2.4L L4 F/I	28-20252	Camry	2.4L L4 F/I	28-20260
Avensis Verso	2.0L L4 F/I - 1AZ-FE Eng.	28-20252	Camry	3.0L V6 F/I	28-20260
Camry	2.4L L4 F/I	28-20260	Camry	3.3L V6 F/I	28-20260
Camry	3.0L V6 F/I	28-20260	Corolla	1.4L L4 F/I	28-20252
Camry	3.3L V6 F/I	28-20260	Corolla	1.6L L4 F/I	28-20252
Corolla	1.4L L4 F/I	28-20252	Corolla	1.8L L4 F/I	28-20252 ♦
Corolla	1.6L L4 F/I	28-20252	Highlander	2.4L L4 F/I	28-20260
Corolla	1.8L L4 F/I	28-20252	Highlander	3.3L V6 F/I	28-20260
Highlander	2.4L L4 F/I	28-20260	Kluger	3.3L V6 F/I	28-20260
Highlander	3.3L V6 F/I	28-20260	Land Cruiser	3.4L V6 F/I	28-20054
Kluger	3.3L V6 F/I	28-20260	Land Cruiser Prado	4.0L V6 F/I	28-20281
Land Cruiser Prado	4.0L V6 F/I	28-20281	Matrix	1.8L L4 F/I	28-20252
Matrix	1.8L L4 F/I	28-20252	Matrix XR	1.8L L4 F/I	28-20252 ♦
Matrix XR	1.8L L4 F/I	28-20252	Matrix XRS	1.8L L4 F/I	28-20252
Matrix XRS	1.8L L4 F/I	28-20252	Sequoia	4.7L V8 F/I	28-20144
RAV4 III	2.2L L4 DSL	28-20345	Sienna	3.3L V6 F/I	28-20260
Sequoia	4.7L V8 F/I	28-20144	Solara	2.4L L4 F/I	28-20260
Sienna	3.3L V6 F/I	28-20260	Solara	3.3L V6 F/I	28-20260
Solara	2.4L L4 F/I	28-20260	Tacoma	3.4L V6 F/I	28-20054 ♦
Solara	3.3L V6 F/I	28-20260	Tundra	3.4L V6 F/I	28-20144
Tacoma	4.0L V6 F/I	28-20281 ♦	Tundra	4.7L V8 F/I	28-20144
Tundra	4.0L V6 F/I	28-20281	2003 TOYOTA		
Tundra	4.7L V8 F/I	28-20144 ♦	4 Runner	4.0L V6 F/I	28-20281 ♦
Yaris	1.5L L4 F/I	28-20360	4 Runner	4.7L V8 F/I	28-20144
			Avalon	3.0L V6 F/I	28-20145

*Indicates 2 filters required ♦ Intake system available - see page 26



DRYFLOW® REPLACEMENT AIR FILTERS

TOYOTA

Vehicle	Engine Type	Air Filter
2003 TOYOTA		
Avensis	1.6L L4 F/I - from 3/03	28-20252
Avensis	1.8L L4 F/I - From 4/03	28-20252
Avensis	2.0L L4 F/I - from 3/03	28-20252
Avensis	2.4L L4 F/I	28-20252
Avensis Verso	2.0L L4 F/I - 1AZ-FE Eng.	28-20252
Camry	2.4L L4 F/I	28-20260
Camry	3.0L V6 F/I	28-20260
Corolla	1.4L L4 F/I	28-20252
Corolla	1.6L L4 F/I	28-20252
Corolla	1.8L L4 F/I	28-20252 ♦
Highlander	2.4L L4 F/I	28-20260
Highlander	3.0L V6 F/I	28-20260
Kluger	3.3L V6 F/I	28-20260
Land Cruiser	3.4L L4 F/I	28-20054
Land Cruiser Prado	4.0L V6 F/I	28-20281
Matrix	1.8L L4 F/I	28-20252
Matrix XR	1.8L L4 F/I	28-20252 ♦
Matrix XRS	1.8L L4 F/I	28-20252 ♦
Sequoia	4.7L V8 F/I	28-20144 ♦
Sienna	3.0L V6 F/I	28-20145
Solara	2.4L L4 F/I	28-20145
Solara	3.0L V6 F/I	28-20145
Tacoma	3.4L V6 F/I	28-20054 ♦
Tundra	3.4L V6 F/I	28-20144
Tundra	4.7L V8 F/I	28-20144 ♦

Vehicle	Engine Type	Air Filter
2002 TOYOTA		
4 Runner	3.4L V6 F/I	28-20054 ♦
4 Runner	4.0L V6 F/I	28-20281
4 Runner	4.7L V8 F/I	28-20144
Avalon	3.0L V6 F/I	28-20145
Avensis Verso	2.0L L4 F/I - 1AZ-FE Eng.	28-20252
Camry	2.4L L4 F/I	28-20260
Camry	3.0L V6 F/I	28-20260
Corolla	1.4L L4 F/I	28-20252
Corolla	1.6L L4 F/I	28-20252
Corolla	1.8L L4 F/I - Non-US	28-20252
Highlander	2.4L L4 F/I	28-20260
Highlander	3.0L V6 F/I	28-20260
Land Cruiser	3.4L L4 F/I	28-20054
Sequoia	4.7L V8 F/I	28-20144 ♦
Sienna	3.0L V6 F/I	28-20145
Solara	2.4L L4 F/I	28-20145
Solara	3.0L V6 F/I	28-20145
Tacoma	3.4L V6 F/I	28-20054 ♦
Tundra	3.4L V6 F/I	28-20144
Tundra	4.7L V8 F/I	28-20144 ♦

Vehicle	Engine Type	Air Filter
2001 TOYOTA		
4 Runner	3.4L V6 F/I	28-20054 ♦
Avalon	3.0L V6 F/I	28-20145
Avensis Verso	2.0L L4 F/I - 1AZ-FE Eng.	28-20252
Camry	2.2L L4 F/I	28-20145
Camry	2.4L L4 F/I	28-20260
Camry	3.0L V6 F/I	28-20145
Corolla	1.4L L4 F/I	28-20252
Corolla	1.6L L4 F/I	28-20252
Corolla	1.8L L4 F/I - Non-US	28-20252
Corolla	2.0L L4 F/I	28-20252
Highlander	2.4L L4 F/I	28-20260
Highlander	3.0L V6 F/I	28-20260
Land Cruiser	3.4L L4 F/I	28-20054
Sequoia	4.7L V8 F/I	28-20144 ♦
Sienna	3.0L V6 F/I	28-20145

Vehicle	Engine Type	Air Filter
2001 TOYOTA		
Solara	2.2L L4 F/I	28-20145
Solara	3.0L V6 F/I	28-20145
Tacoma	3.4L V6 F/I	28-20054 ♦
Tundra	3.4L V6 F/I	28-20144
Tundra	4.7L V8 F/I	28-20144 ♦

Vehicle	Engine Type	Air Filter
2000 TOYOTA		
4 Runner	3.4L V6 F/I	28-20054 ♦
Avalon	3.0L V6 F/I	28-20145
Camry	2.2L L4 F/I	28-20145
Camry	3.0L V6 F/I	28-20145
Corolla	1.4L L4 F/I - 97BHP	28-20252
Land Cruiser	3.4L L4 F/I	28-20054
Sienna	3.0L V6 F/I	28-20145
Solara	2.2L L4 F/I	28-20145
Solara	3.0L V6 F/I	28-20145
Tacoma	3.4L V6 F/I	28-20054 ♦
Tundra	3.4L V6 F/I	28-20144
Tundra	4.7L V8 F/I	28-20144 ♦

Vehicle	Engine Type	Air Filter
1999 TOYOTA		
4 Runner	3.4L V6 F/I	28-20054 ♦
Avalon	3.0L V6 F/I	28-20145
Camry	2.2L L4 F/I	28-20145
Camry	3.0L V6 F/I	28-20145
Land Cruiser	3.4L L4 F/I	28-20054
Sienna	3.0L V6 F/I	28-20145
Solara	2.2L L4 F/I	28-20145
Solara	3.0L V6 F/I	28-20145
Tacoma	3.4L V6 F/I	28-20054 ♦

Vehicle	Engine Type	Air Filter
1998 TOYOTA		
4 Runner	3.4L V6 F/I	28-20054
Avalon	3.0L V6 F/I	28-20145
Camry	2.2L L4 F/I	28-20145
Camry	3.0L V6 F/I	28-20145
Land Cruiser	3.4L L4 F/I	28-20054
Sienna	3.0L V6 F/I	28-20145
Supra	3.0L L6 F/I	28-20054
Tacoma	3.4L V6 F/I	28-20054

Vehicle	Engine Type	Air Filter
1997 TOYOTA		
4 Runner	3.4L V6 F/I	28-20054
Avalon	3.0L V6 F/I	28-20145
Camry	2.2L L4 F/I	28-20145
Camry	3.0L V6 F/I	28-20145
Land Cruiser	3.4L L4 F/I	28-20054
Lexcen	3.8L V6 F/I	28-20031
Supra	3.0L L6 F/I	28-20054
Tacoma	3.4L V6 F/I	28-20054

Vehicle	Engine Type	Air Filter
1996 TOYOTA		
4 Runner	3.4L V6 F/I	28-20054
Land Cruiser	3.4L L4 F/I	28-20054
Lexcen	3.8L V6 F/I	28-20031
Supra	3.0L L6 F/I	28-20054
Tacoma	3.4L V6 F/I	28-20054

Vehicle	Engine Type	Air Filter
1995 TOYOTA		
4 Runner	3.4L V6 F/I	28-20054
Lexcen	3.8L V6 F/I	28-20031
Supra	3.0L L6 F/I	28-20054
Tacoma	3.4L V6 F/I	28-20054

Vehicle	Engine Type	Air Filter
1994 TOYOTA		
Lexcen	3.8L V6 F/I	28-20031
Supra	3.0L L6 F/I	28-20054

*Indicates 2 filters required ♦ Intake system available - see page 26



Vehicle	Engine Type	Air Filter
1993 TOYOTA		
Lexcen	3.8L V6 F/I	28-20031
Supra	3.0L L6 F/I	28-20054
Supra	3.0L L6 F/I - From 5/93	28-20054

Vehicle	Engine Type	Air Filter
1992 TOYOTA		
Lexcen	3.8L V6 F/I	28-20031

Vehicle	Engine Type	Air Filter
1991 TOYOTA		
Lexcen	3.8L V6 F/I	28-20031

Vehicle	Engine Type	Air Filter
1990 TOYOTA		
Lexcen	3.8L V6 F/I	28-20031

Vehicle	Engine Type	Air Filter
1989 TOYOTA		
Lexcen	3.8L V6 F/I	28-20031

Vehicle	Engine Type	Air Filter
2017 VOLKSWAGEN		
CC	2.0L L4 F/I	28-20865
Jetta	1.8L L4 F/I	28-20865 ♦
Jetta	2.0L L4 F/I	28-20865
Jetta GLI	2.0L L4 F/I	28-20865 ♦
Passat	1.8L L4 F/I	28-20865 ♦
Tiguan	2.0L L4 F/I	28-20865 ♦
Touareg	3.6L V6 F/I	28-20857

Vehicle	Engine Type	Air Filter
2016 VOLKSWAGEN		
Caddy IV	1.6L L4 DSL	28-20865
Caddy IV	2.0L L4 DSL	28-20865
CC	2.0L L4 DSL	28-20865
CC	2.0L L4 F/I	28-20865
Jetta	1.8L L4 F/I	28-20865 ♦
Jetta GLI	2.0L L4 F/I	28-20865 ♦
Jetta V	2.0L L4 DSL	28-20865
Passat	1.8L L4 F/I - US	28-20865 ♦
Scirocco	2.0L L4 DSL	28-20865
Scirocco	2.0L L4 F/I - 180/220BHP	28-20865
Scirocco	2.0L L4 F/I - 280BHP	28-20888
Sharan II	2.0L L4 DSL	28-20865
Sharan II	2.0L L4 F/I	28-20865
Tiguan	2.0L L4 F/I - US	28-20865 ♦
Touareg	3.0L V6 DSL	28-20857
Touareg	3.6L V6 F/I	28-20857

Vehicle	Engine Type	Air Filter
2015 VOLKSWAGEN		
Beetle	2.0L L4 DSL - US	28-20865
Beetle	2.0L L4 F/I - US	28-20865
Caddy IV	1.6L L4 DSL	28-20865
Caddy IV	2.0L L4 DSL	28-20865
CC	1.4L L4 F/I - To 4/15	28-20865
CC	2.0L L4 DSL	28-20865
CC	2.0L L4 F/I	28-20865
Eos	1.4L L4 F/I - 160BHP	28-20865
Eos	2.0L L4 DSL	28-20865
Eos	2.0L L4 F/I	28-20865
Jetta	1.8L L4 F/I	28-20865 ♦
Jetta	2.0L L4 DSL	28-20865
Jetta GLI	2.0L L4 F/I	28-20865 ♦
Jetta V	2.0L L4 DSL	28-20865
Passat	1.8L L4 F/I - US	28-20865 ♦
Passat	2.0L L4 DSL - US	28-20865
Scirocco	2.0L L4 DSL	28-20865
Scirocco	2.0L L4 F/I - 180/220BHP	28-20865
Scirocco	2.0L L4 F/I - 280BHP	28-20888
Sharan II	1.4L L4 F/I - To 6/15	28-20865
Sharan II	2.0L L4 DSL	28-20865
Sharan II	2.0L L4 F/I	28-20865
Tiguan	1.4L L4 F/I - 160BHP	28-20865

Vehicle	Engine Type	Air Filter
2015 VOLKSWAGEN		
Tiguan	2.0L L4 DSL	28-20865
Tiguan	2.0L L4 F/I	28-20865 ♦
Touareg	3.0L V6 DSL	28-20857
Touareg	3.0L V6 F/I	28-20857
Touareg	3.6L V6 F/I	28-20857
Touran	1.4L L4 F/I - 140/170BHP	28-20865
Touran	1.6L L4 DSL	28-20865
Touran	2.0L L4 DSL	28-20865

Vehicle	Engine Type	Air Filter
2014 VOLKSWAGEN		
Beetle	1.4L L4 F/I	28-20865
Beetle	1.6L L4 DSL	28-20865
Beetle	2.0L L4 DSL	28-20865
Beetle	2.0L L4 F/I	28-20865
Caddy IV	1.6L L4 DSL	28-20865
Caddy IV	2.0L L4 DSL	28-20865
CC	1.4L L4 F/I	28-20865
CC	1.8L L4 F/I	28-20865
CC	2.0L L4 DSL	28-20865
CC	2.0L L4 F/I	28-20865
Eos	1.4L L4 F/I - 160BHP	28-20865
Eos	2.0L L4 DSL	28-20865
Eos	2.0L L4 F/I	28-20865
Golf	2.0L L4 DSL - US	28-20865
Golf Plus	1.4L L4 F/I - 160BHP	28-20865
Golf Plus	1.6L L4 DSL	28-20865
Golf Plus	2.0L L4 DSL	28-20865
GTI	2.0L L4 F/I	28-20865
Jetta	1.8L L4 F/I	28-20865 ♦
Jetta	2.0L L4 DSL	28-20865 ♦
Jetta GLI	2.0L L4 F/I	28-20865 ♦
Jetta V	1.4L L4 F/I - 160BHP	28-20865
Jetta V	1.6L L4 DSL	28-20865
Jetta V	2.0L L4 DSL	28-20865
Passat	1.4L L4 F/I - 150/160BHP	28-20865
Passat	1.6L L4 DSL	28-20865
Passat	1.8L L4 F/I	28-20865 ♦
Passat	2.0L L4 DSL	28-20865
Passat	2.0L L4 F/I	28-20865
Scirocco	1.4L L4 F/I - 160BHP	28-20865
Scirocco	2.0L L4 DSL	28-20865
Scirocco	2.0L L4 F/I - 211BHP	28-20865
Scirocco	2.0L L4 F/I - 265BHP	28-20888
Sharan II	1.4L L4 F/I	28-20865
Sharan II	2.0L L4 DSL	28-20865
Sharan II	2.0L L4 F/I	28-20865
Tiguan	1.4L L4 F/I - 160BHP	28-20865
Tiguan	2.0L L4 DSL	28-20865
Tiguan	2.0L L4 F/I	28-20865
Touareg	3.0L V6 DSL	28-20857
Touareg	3.0L V6 F/I	28-20857
Touareg	3.6L V6 F/I	28-20857
Touran	1.4L L4 F/I	28-20865
Touran	1.6L L4 DSL	28-20865
Touran	2.0L L4 DSL	28-20865

Vehicle	Engine Type	Air Filter
2013 VOLKSWAGEN		
Beetle	1.4L L4 F/I	28-20865
Beetle	1.6L L4 DSL	28-20865
Beetle	2.0L L4 DSL	28-20865
Beetle	2.0L L4 F/I	28-20865
Beetle	2.0L L4 F/I - Non-US	28-20865
Caddy IV	1.6L L4 DSL	28-20865
Caddy IV	2.0L L4 DSL	28-20865

*Indicates 2 filters required ♦ Intake system available - see page 26



DRYFLOW® REPLACEMENT AIR FILTERS VOLKSWAGEN

Vehicle	Engine Type	Air Filter	Vehicle	Engine Type	Air Filter
2013 VOLKSWAGEN			2012 VOLKSWAGEN		
CC	1.4L L4 F/I	28-20865	Golf Plus	2.0L L4 DSL	28-20865
CC	1.8L L4 F/I	28-20865	Golf VI	1.4L L4 F/I - 160BHP	28-20865
CC	2.0L L4 DSL	28-20865	Golf VI	1.6L L4 DSL	28-20865
CC	2.0L L4 F/I	28-20865	Golf VI	1.8L L4 F/I	28-20865
Eos	1.4L L4 F/I - 160BHP	28-20865	Golf VI	2.0L L4 DSL	28-20865
Eos	2.0L L4 DSL	28-20865	Golf VI	2.0L L4 F/I - 211BHP	28-20865
Eos	2.0L L4 F/I	28-20865	Golf VI	2.0L L4 F/I - 235/270BHP	28-20888
Golf	2.0L L4 DSL - US	28-20865	GTI	2.0L L4 F/I	28-20865
Golf	2.0L L4 F/I	28-20888	Jetta	2.0L L4 DSL	28-20865 ♦
Golf Plus	1.4L L4 F/I - 160BHP	28-20865	Jetta GLi	2.0L L4 F/I	28-20865
Golf Plus	1.6L L4 DSL	28-20865	Jetta V	1.4L L4 F/I - 160BHP	28-20865
Golf Plus	2.0L L4 DSL	28-20865	Jetta V	1.6L L4 DSL	28-20865
Golf VI	1.4L L4 F/I - 160BHP	28-20865	Jetta V	2.0L L4 DSL	28-20865
Golf VI	1.6L L4 DSL	28-20865	Jetta V	2.0L L4 F/I	28-20865
Golf VI	1.8L L4 F/I	28-20865	Passat	1.4L L4 F/I - 150BHP	28-20865
Golf VI	2.0L L4 DSL	28-20865	Passat	1.6L L4 DSL	28-20865
Golf VI	2.0L L4 F/I - 211BHP	28-20865	Passat	1.8L L4 F/I	28-20865
Golf VI	2.0L L4 F/I - 235/270BHP	28-20888	Passat	2.0L L4 DSL	28-20865
GTI	2.0L L4 F/I	28-20865	Passat	2.0L L4 F/I	28-20865
Jetta	2.0L L4 DSL	28-20865 ♦	Passat CC	1.8L L4 F/I	28-20865
Jetta GLi	2.0L L4 F/I	28-20865	Passat CC	2.0L L4 DSL	28-20865
Jetta V	1.4L L4 F/I - 160BHP	28-20865	Scirocco	1.4L L4 F/I - 160BHP	28-20865
Jetta V	1.6L L4 DSL	28-20865	Scirocco	2.0L L4 DSL	28-20865
Jetta V	2.0L L4 DSL	28-20865	Scirocco	2.0L L4 F/I - 211BHP	28-20865
Jetta V	2.0L L4 F/I	28-20865	Scirocco	2.0L L4 F/I - 265BHP	28-20888
Passat	1.4L L4 F/I - 150/160BHP	28-20865	Sharan II	1.4L L4 F/I	28-20865
Passat	1.6L L4 DSL	28-20865	Sharan II	2.0L L4 DSL	28-20865
Passat	1.8L L4 F/I	28-20865	Sharan II	2.0L L4 F/I	28-20865
Passat	2.0L L4 DSL	28-20865	Tiguan	1.4L L4 F/I - 160BHP	28-20865
Passat	2.0L L4 F/I	28-20865	Tiguan	2.0L L4 DSL	28-20865
Scirocco	1.4L L4 F/I - 160BHP	28-20865	Tiguan	2.0L L4 F/I	28-20865
Scirocco	2.0L L4 DSL	28-20865	Touareg	3.0L V6 DSL	28-20857
Scirocco	2.0L L4 F/I - 211BHP	28-20865	Touareg	3.0L V6 F/I	28-20857
Scirocco	2.0L L4 F/I - 265BHP	28-20888	Touareg	3.6L V6 F/I	28-20857
Sharan II	1.4L L4 F/I	28-20865	Touran	1.4L L4 F/I	28-20865
Sharan II	2.0L L4 DSL	28-20865	Touran	1.6L L4 DSL	28-20865
Sharan II	2.0L L4 F/I	28-20865	Touran	2.0L L4 DSL	28-20865
Tiguan	1.4L L4 F/I - 160BHP	28-20865	2011 VOLKSWAGEN		
Tiguan	2.0L L4 DSL	28-20865	Beetle	1.4L L4 F/I - from 10/11	28-20865
Tiguan	2.0L L4 F/I	28-20865	Beetle	1.6L L4 DSL	28-20865
Touareg	3.0L V6 DSL	28-20857	Beetle	2.0L L4 F/I - Non-US, from 10/11	28-20865
Touareg	3.0L V6 F/I	28-20857	Caddy IV	1.6L L4 DSL	28-20865
Touareg	3.6L V6 F/I	28-20857	Caddy IV	2.0L L4 DSL	28-20865
Touran	1.4L L4 F/I	28-20865	CC	2.0L L4 F/I	28-20865
Touran	1.6L L4 DSL	28-20865	Eos	1.4L L4 F/I - 160BHP	28-20865
Touran	2.0L L4 DSL	28-20865	Eos	2.0L L4 DSL	28-20865
2012 VOLKSWAGEN			Eos	2.0L L4 F/I	28-20865
Beetle	1.4L L4 F/I	28-20865	Golf	2.0L L4 DSL - US	28-20865
Beetle	1.6L L4 DSL	28-20865	Golf Plus	1.4L L4 F/I - 160BHP	28-20865
Beetle	2.0L L4 F/I	28-20865	Golf Plus	1.6L L4 DSL	28-20865
Caddy IV	1.6L L4 DSL	28-20865	Golf Plus	2.0L L4 DSL	28-20865
Caddy IV	2.0L L4 DSL	28-20865	Golf VI	1.4L L4 F/I - 160BHP	28-20865
CC	1.4L L4 F/I	28-20865	Golf VI	1.6L L4 DSL	28-20865
CC	1.8L L4 F/I	28-20865	Golf VI	1.8L L4 F/I	28-20865
CC	2.0L L4 DSL	28-20865	Golf VI	2.0L L4 DSL	28-20865
CC	2.0L L4 F/I	28-20865	Golf VI	2.0L L4 F/I - 211BHP	28-20865
Eos	1.4L L4 F/I - 160BHP	28-20865	Golf VI	2.0L L4 F/I - 235/270BHP	28-20888
Eos	2.0L L4 DSL	28-20865	GTI	2.0L L4 F/I	28-20865
Eos	2.0L L4 F/I	28-20865	Jetta	2.0L L4 DSL	28-20865 ♦
Golf	2.0L L4 DSL - US	28-20865	Jetta V	1.4L L4 F/I - 160BHP	28-20865
Golf	2.0L L4 F/I	28-20888	Jetta V	1.6L L4 DSL	28-20865
Golf Plus	1.4L L4 F/I - 160BHP	28-20865	Jetta V	2.0L L4 DSL	28-20865
Golf Plus	1.6L L4 DSL	28-20865	Jetta V	2.0L L4 F/I - TFSi	28-20888

*Indicates 2 filters required ♦ Intake system available - see page 26

VOLKSWAGEN DRYFLOW® REPLACEMENT AIR FILTERS



Vehicle	Engine Type	Air Filter
2011 VOLKSWAGEN		
Jetta V	2.0L L4 F/I - TSi	28-20865
Lavida	2.0L L4 F/I	28-20128
Magotan	2.0L L4 F/I	28-20865
Passat	1.4L L4 F/I - 150/160BHP	28-20865
Passat	1.6L L4 DSL	28-20865
Passat	1.8L L4 F/I	28-20865
Passat	2.0L L4 DSL	28-20865
Passat	2.0L L4 F/I	28-20865
Passat CC	1.8L L4 F/I	28-20865
Passat CC	2.0L L4 DSL	28-20865
Scirocco	1.4L L4 F/I - 160BHP	28-20865
Scirocco	2.0L L4 DSL	28-20865
Scirocco	2.0L L4 F/I	28-20865
Sharan II	1.4L L4 F/I	28-20865
Sharan II	2.0L L4 DSL	28-20865
Sharan II	2.0L L4 F/I	28-20865
Tiguan	1.4L L4 F/I - 150BHP	28-20865
Tiguan	2.0L L4 DSL	28-20865
Tiguan	2.0L L4 F/I	28-20865
Touareg	3.0L V6 DSL	28-20857
Touareg	3.0L V6 F/I	28-20857
Touareg	3.6L V6 F/I	28-20857
Touran	1.4L L4 F/I	28-20865
Touran	1.6L L4 DSL	28-20865
Touran	2.0L L4 DSL	28-20865

Vehicle	Engine Type	Air Filter
2010 VOLKSWAGEN		
Beetle	1.6L L4 F/I	28-20128
Beetle	1.8L L4 F/I	28-20128
Beetle	1.9L L4 DSL	28-20128
Beetle	2.0L L4 F/I	28-20128
Beetle	2.5L L5 F/I	28-20128
Beetle Cabrio	2.5L L5 F/I	28-20128
Caddy III	1.9L L4 DSL	28-20865
Caddy III	2.0L L4 DSL	28-20865
CC	2.0L L4 F/I	28-20865
Eos	1.4L L4 F/I - 160BHP	28-20865
Eos	2.0L L4 DSL	28-20865
Eos	2.0L L4 F/I	28-20865
GLi	2.0L L4 F/I	28-20865
Golf	2.0L L4 DSL - US	28-20865
Golf Plus	1.4L L4 F/I - 160BHP	28-20865
Golf Plus	1.6L L4 DSL	28-20865
Golf Plus	2.0L L4 DSL	28-20865
Golf VI	1.4L L4 F/I - 160BHP	28-20865
Golf VI	1.6L L4 DSL	28-20865
Golf VI	1.8L L4 F/I	28-20865
Golf VI	2.0L L4 DSL	28-20865
Golf VI	2.0L L4 F/I - 270BHP	28-20888
Golf VI	2.0L L4 F/I - Exc. 270BHP	28-20865
GTI	2.0L L4 F/I	28-20865
Jetta	2.0L L4 DSL	28-20865 ♦
Jetta	2.0L L4 F/I	28-20865
Jetta GLi	2.0L L4 F/I	28-20865
Jetta V	1.4L L4 F/I - 140/160/170BHP	28-20865
Jetta V	1.6L L4 DSL	28-20865
Jetta V	2.0L L4 DSL	28-20865
Jetta V	2.0L L4 F/I - TFSi	28-20888
Jetta V	2.0L L4 F/I - TSi	28-20865
Lavida	2.0L L4 F/I	28-20128
Magotan	2.0L L4 F/I	28-20865
Passat	1.4L L4 F/I - 150BHP	28-20865
Passat	1.6L L4 DSL	28-20865
Passat	1.8L L4 F/I	28-20865

Vehicle	Engine Type	Air Filter
2010 VOLKSWAGEN		
Passat	2.0L L4 DSL	28-20865
Passat	2.0L L4 F/I	28-20865
Passat CC	1.8L L4 F/I	28-20865
Passat CC	2.0L L4 DSL	28-20865
Passat CC	2.0L L4 F/I	28-20865
Scirocco	1.4L L4 F/I - 160BHP	28-20865
Scirocco	2.0L L4 DSL	28-20865
Scirocco	2.0L L4 F/I - 270BHP	28-20888
Sharan II	1.4L L4 F/I	28-20865
Sharan II	2.0L L4 DSL	28-20865
Tiguan	1.4L L4 F/I - 150BHP	28-20865
Tiguan	2.0L L4 DSL	28-20865
Tiguan	2.0L L4 F/I	28-20865
Touareg	3.0L V6 DSL	28-20857
Touareg	3.6L V6 F/I	28-20857
Touran	1.4L L4 F/I	28-20865
Touran	1.9L L4 DSL	28-20865
Touran	2.0L L4 DSL	28-20865

Vehicle	Engine Type	Air Filter
2009 VOLKSWAGEN		
Beetle	1.6L L4 F/I	28-20128
Beetle	1.8L L4 F/I	28-20128
Beetle	1.9L L4 DSL	28-20128
Beetle	2.0L L4 F/I	28-20128
Beetle	2.5L L5 F/I	28-20128
Caddy III	1.9L L4 DSL	28-20865
Caddy III	2.0L L4 DSL - TDi	28-20865
CC	2.0L L4 F/I	28-20865
Eos	1.4L L4 F/I - 160BHP	28-20865
Eos	2.0L L4 DSL	28-20865
Eos	2.0L L4 F/I	28-20865
Eos	2.0L L4 F/I - 200BHP	28-20888
Golf Plus	1.4L L4 F/I - 140/170BHP	28-20865
Golf Plus	1.6L L4 DSL	28-20865
Golf Plus	1.9L L4 DSL	28-20865
Golf Plus	2.0L L4 DSL	28-20865
Golf V	1.4L L4 F/I - 140/170BHP	28-20865
Golf V	1.9L L4 DSL	28-20865
Golf V	2.0L L4 DSL	28-20865
Golf V	2.0L L4 F/I - 200BHP	28-20888
Golf V GTI	2.0L L4 F/I	28-20888
Golf VI	1.4L L4 F/I - 160BHP	28-20865
Golf VI	1.6L L4 DSL	28-20865
Golf VI	1.8L L4 F/I	28-20865
Golf VI	2.0L L4 DSL	28-20865
Golf VI	2.0L L4 F/I - 211BHP	28-20865
Golf VI	2.0L L4 F/I - 270BHP	28-20888
GTI	2.0L L4 F/I	28-20865
Jetta	2.0L L4 DSL	28-20865
Jetta	2.0L L4 F/I	28-20865
Jetta City	2.0L L4 F/I	28-20128
Jetta GLi	2.0L L4 F/I	28-20865
Jetta V	1.4L L4 F/I	28-20865
Jetta V	1.6L L4 DSL	28-20865
Jetta V	1.9L L4 DSL	28-20865
Jetta V	2.0L L4 DSL	28-20865
Jetta V	2.0L L4 F/I - 200BHP	28-20888
Lavida	2.0L L4 F/I	28-20128
Magotan	1.8L L4 F/I	28-20865
Magotan	2.0L L4 F/I	28-20865
Passat	1.4L L4 F/I - 150BHP	28-20865
Passat	1.6L L4 DSL	28-20865
Passat	1.8L L4 F/I	28-20865
Passat	1.9L L4 DSL	28-20865

*Indicates 2 filters required ♦ Intake system available - see page 26



DRYFLOW® REPLACEMENT AIR FILTERS VOLKSWAGEN

Vehicle	Engine Type	Air Filter
2009 VOLKSWAGEN		
Passat	2.0L L4 DSL	28-20865
Passat	2.0L L4 F/I	28-20865
Passat	2.0L L4 F/I - 200BHP	28-20888
Passat CC	1.8L L4 F/I	28-20865
Passat CC	2.0L L4 DSL	28-20865
Passat CC	2.0L L4 F/I	28-20865
Scirocco	1.4L L4 F/I - 160BHP	28-20865
Scirocco	2.0L L4 DSL	28-20865
Scirocco	2.0L L4 F/I - 211BHP	28-20865
Scirocco	2.0L L4 F/I - 270BHP	28-20888
Tiguan	1.4L L4 F/I	28-20865
Tiguan	2.0L L4 DSL	28-20865
Tiguan	2.0L L4 F/I - Turbo	28-20865
Touareg	2.5L L5 DSL	28-20857
Touareg	3.0L V6 DSL	28-20857
Touareg	3.6L V6 F/I	28-20857
Touran	1.4L L4 F/I	28-20865
Touran	1.9L L4 DSL	28-20865
Touran	2.0L L4 DSL	28-20865

Vehicle	Engine Type	Air Filter
2008 VOLKSWAGEN		
Beetle	1.6L L4 F/I	28-20128
Beetle	1.8L L4 F/I	28-20128
Beetle	1.9L L4 DSL	28-20128
Beetle	2.0L L4 F/I	28-20128
Beetle	2.5L L5 F/I	28-20128
Caddy III	1.9L L4 DSL	28-20865
Caddy III	2.0L L4 DSL - TDi	28-20865
Eos	1.4L L4 F/I - 160BHP	28-20865
Eos	2.0L L4 DSL	28-20865
Eos	2.0L L4 F/I	28-20888
Eos	2.0L L4 F/I - 200BHP	28-20888
Golf City	2.0L L4 F/I	28-20128
Golf Plus	1.4L L4 F/I - 140/170BHP	28-20865
Golf Plus	1.9L L4 DSL	28-20865
Golf Plus	2.0L L4 DSL	28-20865
Golf V	1.4L L4 F/I - 140/170BHP	28-20865
Golf V	1.9L L4 DSL	28-20865
Golf V	2.0L L4 DSL	28-20865
Golf V	2.0L L4 F/I - 200BHP	28-20888
Golf V GTI	2.0L L4 F/I	28-20888
Golf VI	1.4L L4 F/I - 160BHP	28-20865
Golf VI	2.0L L4 DSL	28-20865
Golf VI	2.0L L4 F/I - 211BHP	28-20865
GTI	2.0L L4 F/I	28-20888
Jetta	2.0L L4 F/I	28-20865
Jetta City	2.0L L4 F/I	28-20128
Jetta GLi	2.0L L4 F/I	28-20888
Jetta V	1.4L L4 F/I	28-20865
Jetta V	1.9L L4 DSL	28-20865
Jetta V	2.0L L4 DSL	28-20865
Jetta V	2.0L L4 F/I - 200BHP	28-20888
Lavida	2.0L L4 F/I	28-20128
Magotan	1.8L L4 F/I	28-20865
Magotan	2.0L L4 F/I - Turbo	28-20865
Passat	1.8L L4 F/I	28-20865
Passat	1.9L L4 DSL	28-20865
Passat	2.0L L4 DSL	28-20865
Passat	2.0L L4 F/I - 200BHP	28-20888
Passat	2.0L L4 F/I - BPY Eng.	28-20888
Passat	2.0L L4 F/I - CCTA Eng.	28-20865
Passat CC	1.8L L4 F/I	28-20865
Passat CC	2.0L L4 DSL	28-20865
Passat CC	2.0L L4 F/I	28-20865

Vehicle	Engine Type	Air Filter
2008 VOLKSWAGEN		
Scirocco	1.4L L4 F/I - 160BHP	28-20865
Scirocco	2.0L L4 DSL	28-20865
Scirocco	2.0L L4 F/I - 211BHP	28-20865
Tiguan	1.4L L4 F/I	28-20865
Tiguan	2.0L L4 DSL	28-20865
Tiguan	2.0L L4 F/I	28-20865
Touareg	2.5L L5 DSL	28-20857
Touareg	3.0L V6 DSL	28-20857
Touareg	3.6L V6 F/I	28-20857
Touran	1.4L L4 F/I	28-20865
Touran	1.9L L4 DSL	28-20865
Touran	2.0L L4 DSL	28-20865

Vehicle	Engine Type	Air Filter
2007 VOLKSWAGEN		
Beetle	1.6L L4 F/I	28-20128
Beetle	1.8L L4 F/I	28-20128
Beetle	1.9L L4 DSL	28-20128
Beetle	2.0L L4 F/I	28-20128
Beetle	2.5L L5 F/I	28-20128
Caddy III	1.9L L4 DSL	28-20865
Caddy III	2.0L L4 DSL - TDi	28-20865
Eos	2.0L L4 DSL	28-20865
Eos	2.0L L4 F/I	28-20888
Eos	2.0L L4 F/I - 200BHP	28-20888
Golf City	2.0L L4 F/I	28-20128
Golf Plus	1.4L L4 F/I - 140/170BHP	28-20865
Golf Plus	1.9L L4 DSL	28-20865
Golf Plus	2.0L L4 DSL	28-20865
Golf V	1.4L L4 F/I - 140/170BHP	28-20865
Golf V	1.9L L4 DSL	28-20865
Golf V	2.0L L4 DSL - Exc., 75BHP	28-20865
Golf V	2.0L L4 F/I - 200BHP	28-20888
Golf V GTI	2.0L L4 F/I	28-20888
GTI	2.0L L4 F/I	28-20888
Jetta	2.0L L4 F/I	28-20888
Jetta City	2.0L L4 F/I	28-20128
Jetta GLi	2.0L L4 F/I	28-20888
Jetta V	1.4L L4 F/I	28-20865
Jetta V	1.9L L4 DSL	28-20865
Jetta V	2.0L L4 DSL	28-20865
Jetta V	2.0L L4 F/I - 200BHP	28-20888
Magotan	1.8L L4 F/I	28-20865
Magotan	2.0L L4 F/I - Turbo	28-20865
Passat	1.8L L4 F/I	28-20865
Passat	1.9L L4 DSL	28-20865
Passat	2.0L L4 DSL	28-20865
Passat	2.0L L4 F/I	28-20888
Passat	2.0L L4 F/I - 200BHP	28-20888
Tiguan	1.4L L4 F/I	28-20865
Tiguan	2.0L L4 DSL	28-20865
Tiguan	2.0L L4 F/I	28-20865
Touareg	2.5L L5 DSL	28-20857
Touareg	3.0L V6 DSL	28-20857
Touareg	3.6L V6 F/I	28-20857
Touran	1.4L L4 F/I	28-20865
Touran	1.9L L4 DSL	28-20865
Touran	2.0L L4 DSL	28-20865

Vehicle	Engine Type	Air Filter
2006 VOLKSWAGEN		
Beetle	1.6L L4 F/I	28-20128
Beetle	1.8L L4 F/I	28-20128
Beetle	1.9L L4 DSL	28-20128
Beetle	2.0L L4 F/I	28-20128
Beetle	2.5L L5 F/I	28-20128

*Indicates 2 filters required ♦ Intake system available - see page 26

VOLKSWAGEN DRYFLOW® REPLACEMENT AIR FILTERS



Vehicle	Engine Type	Air Filter	Vehicle	Engine Type	Air Filter
2006 VOLKSWAGEN			2005 VOLKSWAGEN		
Caddy III	1.9L L4 DSL	28-20865	Jetta	2.0L L4 F/I	28-20128 ♦
Eos	2.0L L4 DSL	28-20865	Jetta	2.8L V6 F/I	28-20128
Eos	2.0L L4 F/I - 200BHP	28-20888	Jetta V	1.9L L4 DSL	28-20865
Golf	1.9L L4 DSL - US	28-20128	Jetta V	2.0L L4 DSL	28-20865
Golf	2.0L L4 F/I	28-20128	Jetta V	2.0L L4 F/I - 200BHP	28-20888
Golf GTI	1.8L L4 F/I	28-20128	Passat	1.6L L4 F/I - To 2/05	28-20125
Golf Plus	1.4L L4 F/I - 140/170BHP	28-20865	Passat	1.8L L4 F/I	28-20125
Golf Plus	1.9L L4 DSL	28-20865	Passat	1.9L L4 DSL - 3B Model	28-20125
Golf Plus	2.0L L4 DSL	28-20865	Passat	1.9L L4 DSL - 3C Model	28-20865
Golf V	1.4L L4 F/I - 140/170BHP	28-20865	Passat	2.0L L4 DSL - 3B Model	28-20125
Golf V	1.9L L4 DSL	28-20865	Passat	2.0L L4 DSL - 3C Model	28-20865
Golf V	2.0L L4 DSL - Exc., 75BHP	28-20865	Passat	2.0L L4 F/I - 200BHP, 3C Model	28-20888
Golf V	2.0L L4 F/I - 200BHP	28-20888	Passat	2.0L L4 F/I - 3B Model	28-20125
Golf V GTI	2.0L L4 F/I - Turbo	28-20888	Passat	2.3L V5 F/I	28-20125
GTI	2.0L L4 F/I	28-20888 ♦	Passat	2.5L V6 DSL	28-20125
Jetta	1.9L L4 DSL	28-20865	Passat	2.8L V6 F/I	28-20125
Jetta	2.0L L4 F/I	28-20888	Touareg	2.5L L5 DSL	28-20857
Jetta GLi	2.0L L4 F/I	28-20888	Touareg	3.0L V6 DSL	28-20857
Jetta V	1.4L L4 F/I	28-20865	Touareg	3.2L V6 F/I	28-20857
Jetta V	1.9L L4 DSL	28-20865	Touareg	3.6L V6 F/I	28-20857
Jetta V	2.0L L4 DSL	28-20865	Touran	1.9L L4 DSL	28-20865
Jetta V	2.0L L4 F/I - 200BHP	28-20888	Touran	2.0L L4 DSL	28-20865
Passat	1.9L L4 DSL	28-20865	2004 VOLKSWAGEN		
Passat	2.0L L4 DSL	28-20865	Beetle	1.6L L4 F/I	28-20128
Passat	2.0L L4 F/I	28-20888	Beetle	1.8L L4 F/I	28-20128
Passat	2.0L L4 F/I - 200BHP	28-20888	Beetle	1.9L L4 DSL	28-20128
Touareg	2.5L L5 DSL	28-20857	Beetle	2.0L L4 F/I	28-20128
Touareg	3.0L V6 DSL	28-20857	Beetle	2.3L V5 F/I	28-20128
Touareg	3.2L V6 F/I	28-20857	Bora	1.6L L4 F/I - 101/110BHP	28-20128
Touareg	3.6L V6 F/I	28-20857	Bora	1.8L L4 F/I	28-20128
Touran	1.4L L4 F/I	28-20865	Bora	1.9L L4 DSL	28-20128
Touran	1.9L L4 DSL	28-20865	Bora	2.0L L4 F/I	28-20128
Touran	2.0L L4 DSL	28-20865	Bora	2.8L V6 F/I	28-20128
2005 VOLKSWAGEN			Caddy III	1.9L L4 DSL	28-20865
Beetle	1.6L L4 F/I	28-20128	Golf	1.9L L4 DSL	28-20128
Beetle	1.8L L4 F/I	28-20128	Golf	2.0L L4 F/I	28-20128 ♦
Beetle	1.9L L4 DSL	28-20128	Golf GTI	1.8L L4 F/I - US	28-20128 ♦
Beetle	2.0L L4 F/I	28-20128	Golf GTI	2.8L V6 F/I	28-20128 ♦
Beetle	2.3L V5 F/I	28-20128	Golf IV	1.8L L4 F/I	28-20128
Beetle	2.5L L5 F/I	28-20128	Golf IV	1.9L L4 DSL	28-20128
Bora	1.6L L4 F/I - 101/110BHP	28-20128	Golf IV	2.0L L4 F/I	28-20128
Bora	1.8L L4 F/I	28-20128	Golf IV	3.2L V6 F/I	28-20128
Bora	1.9L L4 DSL	28-20128	Golf IV GTI	1.8L L4 F/I	28-20128
Bora	2.0L L4 F/I	28-20128	Golf IV GTI	1.9L L4 DSL	28-20128
Bora	2.8L V6 F/I	28-20128	Golf Plus	2.0L L4 DSL	28-20865
Caddy III	1.9L L4 DSL	28-20865	Golf R32	3.2L V6 F/I	28-20128 ♦
Golf	1.9L L4 DSL - US	28-20128	Golf V	1.9L L4 DSL	28-20865
Golf	2.0L L4 F/I	28-20128 ♦	Golf V	2.0L L4 DSL - Exc., 75BHP	28-20865
Golf GTI	1.8L L4 F/I	28-20128 ♦	Golf V	2.0L L4 F/I - 200BHP	28-20888
Golf GTI	2.8L V6 F/I	28-20128	Golf V GTI	2.0L L4 F/I	28-20888
Golf IV	1.6L L4 F/I - 8v	28-20128	Jetta	1.8L L4 F/I	28-20128 ♦
Golf IV	1.8L L4 F/I	28-20128	Jetta	1.9L L4 DSL	28-20128
Golf IV GTI	1.8L L4 F/I	28-20128	Jetta	2.0L L4 F/I	28-20128 ♦
Golf Plus	1.9L L4 DSL	28-20865	Jetta	2.8L V6 F/I	28-20128 ♦
Golf Plus	2.0L L4 DSL	28-20865	Passat	1.6L L4 F/I	28-20125
Golf V	1.4L L4 F/I - 140/170BHP, Turbo	28-20865	Passat	1.8L L4 F/I	28-20125
Golf V	1.9L L4 DSL	28-20865	Passat	1.9L L4 DSL	28-20125
Golf V	2.0L L4 DSL - Exc., 75BHP	28-20865	Passat	2.0L L4 DSL - Non-US	28-20125
Golf V	2.0L L4 F/I - 200BHP	28-20888	Passat	2.0L L4 F/I	28-20125
Golf V GTI	2.0L L4 F/I	28-20888	Passat	2.3L V5 F/I	28-20125
Jetta	1.8L L4 F/I	28-20128 ♦	Passat	2.5L V6 DSL	28-20125
Jetta	1.9L L4 DSL - BEW Eng.	28-20128	Passat	2.8L V6 F/I	28-20125
Jetta	1.9L L4 DSL - BRM Eng.	28-20865	Passat	4.0L W8 F/I	28-20125

*Indicates 2 filters required ♦ Intake system available - see page 26



DRYFLOW® REPLACEMENT AIR FILTERS VOLKSWAGEN

Vehicle	Engine Type	Air Filter
2004 VOLKSWAGEN		
Touareg	2.5L L5 DSL	28-20857
Touareg	3.0L V6 DSL	28-20857
Touareg	3.2L V6 F/I	28-20857
Touran	1.9L L4 DSL	28-20865
Touran	2.0L L4 DSL	28-20865

Vehicle	Engine Type	Air Filter
2003 VOLKSWAGEN		
Beetle	1.6L L4 F/I	28-20128
Beetle	1.8L L4 F/I	28-20128
Beetle	1.9L L4 DSL	28-20128
Beetle	2.0L L4 F/I	28-20128
Beetle	2.3L V5 F/I	28-20128
Bora	1.6L L4 F/I - 101/110BHP	28-20128
Bora	1.8L L4 F/I	28-20128
Bora	1.9L L4 DSL	28-20128
Bora	2.0L L4 F/I	28-20128
Bora	2.3L V5 F/I	28-20128
Bora	2.8L V6 F/I	28-20128
Golf	1.9L L4 DSL	28-20128 ♦
Golf	2.0L L4 F/I - US	28-20128 ♦
Golf GTI	1.8L L4 F/I	28-20128 ♦
Golf GTI	2.8L V6 F/I	28-20128 ♦
Golf IV	1.6L L4 F/I - 8v	28-20128
Golf IV	1.8L L4 F/I	28-20128
Golf IV	1.9L L4 DSL	28-20128
Golf IV	2.0L L4 F/I	28-20128
Golf IV	2.3L L5 F/I	28-20128
Golf IV	2.8L V6 F/I	28-20128
Golf IV	3.2L V6 F/I	28-20128
Golf IV GTI	1.8L L4 F/I	28-20128
Golf IV GTI	1.9L L4 DSL	28-20128
Golf V	1.9L L4 DSL	28-20865
Golf V	2.0L L4 DSL - Exc., 75BHP	28-20865
Jetta	1.8L L4 F/I	28-20128 ♦
Jetta	1.9L L4 DSL	28-20128 ♦
Jetta	2.0L L4 F/I	28-20128 ♦
Jetta	2.8L V6 F/I	28-20128 ♦
Passat	1.6L L4 F/I	28-20125
Passat	1.8L L4 F/I	28-20125
Passat	1.9L L4 DSL	28-20125
Passat	2.0L L4 DSL	28-20125
Passat	2.0L L4 F/I	28-20125
Passat	2.3L V5 F/I	28-20125
Passat	2.5L V6 DSL	28-20125
Passat	2.8L V6 F/I	28-20125
Passat	4.0L W8 F/I	28-20125
Touareg	2.5L L5 DSL	28-20857
Touareg	3.0L V6 DSL	28-20857
Touareg	3.2L V6 F/I	28-20857
Touran	1.9L L4 DSL	28-20865
Touran	2.0L L4 DSL	28-20865

Vehicle	Engine Type	Air Filter
2002 VOLKSWAGEN		
Beetle	1.6L L4 F/I	28-20128
Beetle	1.8L L4 F/I	28-20128
Beetle	1.9L L4 DSL	28-20128
Beetle	2.0L L4 F/I	28-20128
Beetle	2.3L V5 F/I	28-20128
Bora	1.6L L4 F/I - 101/110BHP	28-20128
Bora	1.8L L4 F/I	28-20128
Bora	1.9L L4 DSL	28-20128
Bora	2.0L L4 F/I	28-20128
Bora	2.3L V5 F/I	28-20128
Bora	2.8L V6 F/I	28-20128

Vehicle	Engine Type	Air Filter
2002 VOLKSWAGEN		
Golf	1.9L L4 DSL	28-20128 ♦
Golf	2.0L L4 F/I - US	28-20128 ♦
Golf GTI	1.8L L4 F/I - US	28-20128 ♦
Golf GTI	2.0L L4 F/I	28-20128
Golf GTI	2.8L V6 F/I	28-20128 ♦
Golf IV	1.6L L4 F/I - 8v	28-20128
Golf IV	1.8L L4 F/I	28-20128
Golf IV	1.9L L4 DSL	28-20128
Golf IV	2.0L L4 F/I	28-20128
Golf IV	2.3L L5 F/I	28-20128
Golf IV	2.8L V6 F/I	28-20128
Golf IV	3.2L V6 F/I	28-20128
Golf IV GTI	1.8L L4 F/I	28-20128
Golf IV GTI	1.9L L4 DSL	28-20128
Jetta	1.8L L4 F/I	28-20128 ♦
Jetta	1.9L L4 DSL	28-20128 ♦
Jetta	2.0L L4 F/I	28-20128 ♦
Jetta	2.8L V6 F/I	28-20128 ♦
Passat	1.6L L4 F/I	28-20125
Passat	1.8L L4 F/I	28-20125
Passat	1.9L L4 DSL	28-20125
Passat	2.0L L4 F/I	28-20125
Passat	2.3L V5 F/I	28-20125
Passat	2.5L V6 DSL	28-20125
Passat	2.8L V6 F/I	28-20125
Passat	4.0L W8 F/I	28-20125
Touareg	3.2L V6 F/I	28-20857

Vehicle	Engine Type	Air Filter
2001 VOLKSWAGEN		
Beetle	1.6L L4 F/I	28-20128
Beetle	1.8L L4 F/I	28-20128
Beetle	1.9L L4 DSL	28-20128
Beetle	2.0L L4 F/I	28-20128
Beetle	2.3L V5 F/I	28-20128
Beetle	3.2L V6 F/I	28-20128
Bora	1.6L L4 F/I - 101/110BHP	28-20128
Bora	1.8L L4 F/I	28-20128
Bora	1.9L L4 DSL	28-20128
Bora	2.0L L4 F/I	28-20128
Bora	2.3L V5 F/I	28-20128
Bora	2.8L V6 F/I	28-20128
Golf	1.8L L4 F/I - US	28-20128
Golf	1.9L L4 DSL	28-20128 ♦
Golf	2.0L L4 F/I	28-20128 ♦
Golf GTI	1.8L L4 F/I - US	28-20128 ♦
Golf GTI	2.0L L4 F/I	28-20128
Golf GTI	2.8L V6 F/I	28-20128 ♦
Golf IV	1.6L L4 F/I - 8v	28-20128
Golf IV	1.8L L4 F/I	28-20128
Golf IV	1.9L L4 DSL	28-20128
Golf IV	2.0L L4 F/I	28-20128
Golf IV	2.3L L5 F/I	28-20128
Golf IV	2.8L V6 F/I	28-20128
Golf IV GTI	1.8L L4 F/I	28-20128
Golf IV GTI	1.9L L4 DSL	28-20128
Jetta	1.8L L4 F/I	28-20128 ♦
Jetta	1.9L L4 DSL	28-20128 ♦
Jetta	2.0L L4 F/I	28-20128 ♦
Jetta	2.8L V6 F/I	28-20128 ♦
Passat	1.6L L4 F/I	28-20125
Passat	1.8L L4 F/I	28-20125
Passat	1.9L L4 DSL	28-20125
Passat	2.0L L4 F/I	28-20125
Passat	2.3L V5 F/I	28-20125

*Indicates 2 filters required ♦ Intake system available - see page 26

VOLKSWAGEN DRYFLOW® REPLACEMENT AIR FILTERS



Vehicle	Engine Type	Air Filter
2001 VOLKSWAGEN		
Passat	2.5L V6 DSL	28-20125
Passat	2.8L V6 F/I	28-20125
Passat	4.0L W8 F/I	28-20125

2000 VOLKSWAGEN		
Beetle	1.6L L4 F/I	28-20128
Beetle	1.8L L4 F/I	28-20128
Beetle	1.9L L4 DSL	28-20128
Beetle	2.0L L4 F/I	28-20128
Beetle	2.3L V5 F/I	28-20128
Beetle	3.2L V6 F/I	28-20128
Bora	1.6L L4 F/I - 101/110BHP	28-20128
Bora	1.8L L4 F/I	28-20128
Bora	1.9L L4 DSL	28-20128
Bora	2.0L L4 F/I	28-20128
Bora	2.3L V5 F/I	28-20128
Bora	2.8L V6 F/I	28-20128
Golf	1.8L L4 F/I	28-20128
Golf	1.9L L4 DSL	28-20128 ♦
Golf	2.0L L4 F/I	28-20128 ♦
Golf GTI	1.8L L4 F/I	28-20128 ♦
Golf GTI	2.0L L4 F/I	28-20128 ♦
Golf GTI	2.8L V6 F/I	28-20128 ♦
Golf IV	1.6L L4 F/I - 8v	28-20128
Golf IV	1.8L L4 F/I	28-20128
Golf IV	1.9L L4 DSL	28-20128
Golf IV	2.0L L4 F/I	28-20128
Golf IV	2.3L L5 F/I	28-20128
Golf IV	2.8L V6 F/I	28-20128
Golf IV GTI	1.8L L4 F/I	28-20128
Jetta	1.8L L4 F/I	28-20128 ♦
Jetta	1.9L L4 DSL	28-20128 ♦
Jetta	2.0L L4 F/I	28-20128 ♦
Jetta	2.8L V6 F/I	28-20128 ♦
Passat	1.6L L4 F/I	28-20125
Passat	1.8L L4 F/I	28-20125
Passat	1.9L L4 DSL	28-20125
Passat	2.0L L4 F/I	28-20125
Passat	2.3L V5 F/I	28-20125
Passat	2.5L V6 DSL	28-20125
Passat	2.8L V6 F/I	28-20125

1999 VOLKSWAGEN		
Beetle	1.6L L4 F/I	28-20128
Beetle	1.8L L4 F/I	28-20128
Beetle	1.9L L4 DSL	28-20128
Beetle	2.0L L4 F/I	28-20128
Bora	1.6L L4 F/I	28-20128
Bora	1.8L L4 F/I	28-20128
Bora	1.9L L4 DSL	28-20128
Bora	2.0L L4 F/I	28-20128
Bora	2.3L V5 F/I	28-20128
Bora	2.8L V6 F/I	28-20128
Golf	1.9L L4 DSL	28-20128 ♦
Golf	2.0L L4 F/I	28-20128 ♦
Golf GTI	2.0L L4 F/I	28-20128 ♦
Golf GTI	2.8L V6 F/I	28-20128 ♦
Golf IV	1.6L L4 F/I	28-20128
Golf IV	1.8L L4 F/I	28-20128
Golf IV	1.9L L4 DSL	28-20128
Golf IV	2.0L L4 F/I	28-20128
Golf IV	2.3L L5 F/I	28-20128
Golf IV	2.8L V6 F/I	28-20128
Golf IV GTI	1.8L L4 F/I	28-20128

Vehicle	Engine Type	Air Filter
1999 VOLKSWAGEN		
Jetta	1.9L L4 DSL	28-20128 ♦
Jetta	2.0L L4 F/I - AEG Eng.	28-20128 ♦
Jetta	2.8L V6 F/I - AFP Eng.	28-20128 ♦
Passat	1.6L L4 F/I	28-20125
Passat	1.8L L4 F/I	28-20125
Passat	1.9L L4 DSL	28-20125
Passat	2.3L V5 F/I	28-20125
Passat	2.5L V6 DSL	28-20125
Passat	2.8L V6 F/I	28-20125

1998 VOLKSWAGEN		
Beetle	1.9L L4 DSL	28-20128
Beetle	2.0L L4 F/I	28-20128
Bora	1.6L L4 F/I	28-20128
Bora	1.8L L4 F/I	28-20128
Bora	1.9L L4 DSL	28-20128
Bora	2.0L L4 F/I	28-20128
Bora	2.3L V5 F/I	28-20128
Bora	1.8L L4 F/I	28-20128
Golf	1.8L L4 F/I	28-20128
Golf IV	1.6L L4 F/I	28-20128
Golf IV	1.8L L4 F/I	28-20128
Golf IV	1.9L L4 DSL	28-20128
Golf IV	2.0L L4 F/I	28-20128
Golf IV	2.3L L5 F/I	28-20128
Golf IV GTI	1.8L L4 F/I	28-20128
Passat	1.6L L4 F/I	28-20125
Passat	1.8L L4 F/I	28-20125
Passat	1.9L L4 DSL	28-20125
Passat	2.3L V5 F/I	28-20125
Passat	2.5L V6 DSL	28-20125
Passat	2.8L V6 F/I	28-20125

1997 VOLKSWAGEN		
Golf IV	1.6L L4 F/I	28-20128
Golf IV	1.8L L4 F/I	28-20128
Golf IV	1.9L L4 DSL	28-20128
Golf IV	2.3L L5 F/I	28-20128
Golf IV GTI	1.8L L4 F/I	28-20128
Passat	1.6L L4 F/I	28-20125
Passat	1.8L L4 F/I - 3B Model	28-20125
Passat	1.9L L4 DSL - 3B Model	28-20125
Passat	2.3L V5 F/I	28-20125
Passat	2.8L V6 F/I - Exc., 174BHP	28-20125

1996 VOLKSWAGEN		
Passat	1.6L L4 F/I - from 9/96	28-20125
Passat	1.8L L4 F/I - 3B Model	28-20125
Passat	1.9L L4 DSL - 3B Model	28-20125
Passat	2.3L V5 F/I	28-20125
Passat	2.8L V6 F/I - Exc., 174BHP	28-20125

2014 VOLVO		
V40 Cross Country	1.6L L4 DSL	AE-20993
V40 Cross Country	1.6L L4 F/I	AE-20993
V40 II	1.6L L4 DSL	AE-20993
V40 II	1.6L L4 F/I	AE-20993
V70 III	1.6L L4 DSL	AE-20993

2013 VOLVO		
C30	1.6L L4 DSL	AE-20993
C30	2.0L L4 F/I	AE-20993
V40 Cross Country	1.6L L4 DSL	AE-20993
V40 Cross Country	1.6L L4 F/I	AE-20993
V40 II	1.6L L4 DSL	AE-20993
V40 II	1.6L L4 F/I	AE-20993
V70 III	1.6L L4 DSL	AE-20993

*Indicates 2 filters required ♦ Intake system available - see page 26



DRYFLOW® REPLACEMENT AIR FILTERS

VOLVO

Vehicle	Engine Type	Air Filter
2012 VOLVO		
C30	1.6L L4 DSL	AE-20993
C30	2.0L L4 F/I	AE-20993
S40 II	1.6L L4 DSL	AE-20993
S40 II	2.0L L4 F/I	AE-20993
V40 II	1.6L L4 DSL	AE-20993
V40 II	1.6L L4 F/I	AE-20993
V50	1.6L L4 DSL	AE-20993
V50	2.0L L4 F/I	AE-20993
V70 III	1.6L L4 DSL	AE-20993

Vehicle	Engine Type	Air Filter
2011 VOLVO		
C30	1.6L L4 DSL	AE-20993
C30	1.6L L4 F/I	AE-20993
C30	2.0L L4 F/I	AE-20993
S40 II	1.6L L4 DSL	AE-20993
S40 II	1.6L L4 F/I	AE-20993
S40 II	2.0L L4 F/I	AE-20993
V50	1.6L L4 DSL	AE-20993
V50	1.6L L4 F/I	AE-20993
V50	2.0L L4 F/I	AE-20993
V70 III	1.6L L4 DSL	AE-20993

Vehicle	Engine Type	Air Filter
2010 VOLVO		
C30	1.6L L4 DSL	AE-20993
C30	1.6L L4 F/I	AE-20993
C30	2.0L L4 DSL	AE-20993
C30	2.0L L4 F/I	AE-20993
S40 II	1.6L L4 DSL	AE-20993
S40 II	1.6L L4 F/I	AE-20993
S40 II	2.0L L4 DSL	AE-20993
S40 II	2.0L L4 F/I	AE-20993
V50	1.6L L4 DSL	AE-20993
V50	1.6L L4 F/I	AE-20993
V50	2.0L L4 DSL	AE-20993
V50	2.0L L4 F/I	AE-20993
V70 III	1.6L L4 DSL	AE-20993

Vehicle	Engine Type	Air Filter
2009 VOLVO		
C30	1.6L L4 DSL	AE-20993
C30	1.6L L4 F/I	AE-20993
C30	1.8L L4 F/I	AE-20993
C30	2.0L L4 DSL	AE-20993
C30	2.0L L4 F/I	AE-20993
C70 II	2.0L L4 DSL	AE-20993
S40 II	1.6L L4 DSL	AE-20993
S40 II	1.6L L4 F/I	AE-20993
S40 II	1.8L L4 F/I	AE-20993
S40 II	2.0L L4 DSL	AE-20993
S40 II	2.0L L4 F/I	AE-20993
V50	1.6L L4 DSL	AE-20993
V50	1.6L L4 F/I	AE-20993
V50	1.8L L4 F/I	AE-20993
V50	2.0L L4 DSL	AE-20993
V50	2.0L L4 F/I	AE-20993

Vehicle	Engine Type	Air Filter
2008 VOLVO		
C30	1.6L L4 DSL	AE-20993
C30	1.6L L4 F/I	AE-20993
C30	1.8L L4 F/I	AE-20993
C30	2.0L L4 DSL	AE-20993
C30	2.0L L4 F/I	AE-20993
C70 II	2.0L L4 DSL	AE-20993
S40 II	1.6L L4 DSL	AE-20993
S40 II	1.6L L4 F/I	AE-20993
S40 II	1.8L L4 F/I	AE-20993

Vehicle	Engine Type	Air Filter
2008 VOLVO		
S40 II	2.0L L4 DSL	AE-20993
S40 II	2.0L L4 F/I	AE-20993
V50	1.6L L4 DSL	AE-20993
V50	1.6L L4 F/I	AE-20993
V50	1.8L L4 F/I	AE-20993
V50	2.0L L4 DSL	AE-20993
V50	2.0L L4 F/I	AE-20993

Vehicle	Engine Type	Air Filter
2007 VOLVO		
C30	1.6L L4 DSL - from 8/07	AE-20993
C30	1.6L L4 F/I - from 8/07	AE-20993
C30	1.8L L4 F/I - from 8/07	AE-20993
C30	2.0L L4 DSL - from 8/07	AE-20993
C30	2.0L L4 F/I - from 8/07	AE-20993
S40 II	1.6L L4 DSL - from 8/07	AE-20993
S40 II	1.6L L4 F/I - from 8/07	AE-20993
S40 II	1.8L L4 F/I - from 8/07	AE-20993
S40 II	2.0L L4 DSL - from 8/07	AE-20993
S40 II	2.0L L4 F/I - from 8/07	AE-20993
V50	1.6L L4 DSL - from 8/07	AE-20993
V50	1.6L L4 F/I - from 8/07	AE-20993
V50	1.8L L4 F/I - from 8/07	AE-20993
V50	2.0L L4 DSL - from 8/07	AE-20993
V50	2.0L L4 F/I - from 8/07	AE-20993

*Indicates 2 filters required ♦ Intake system available - see page 26