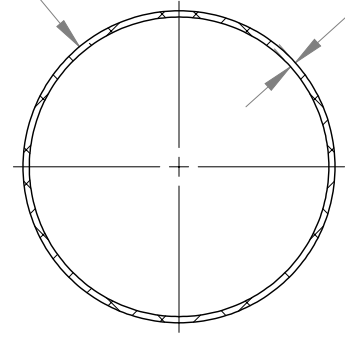


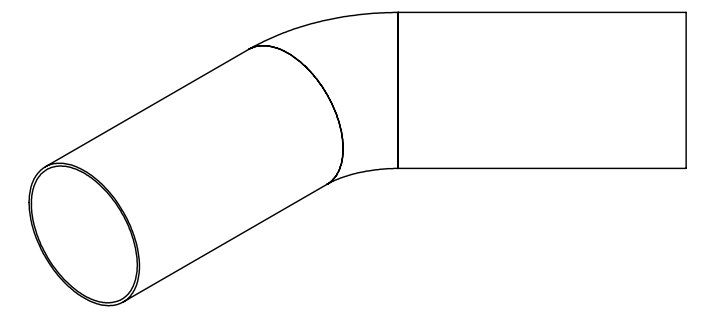
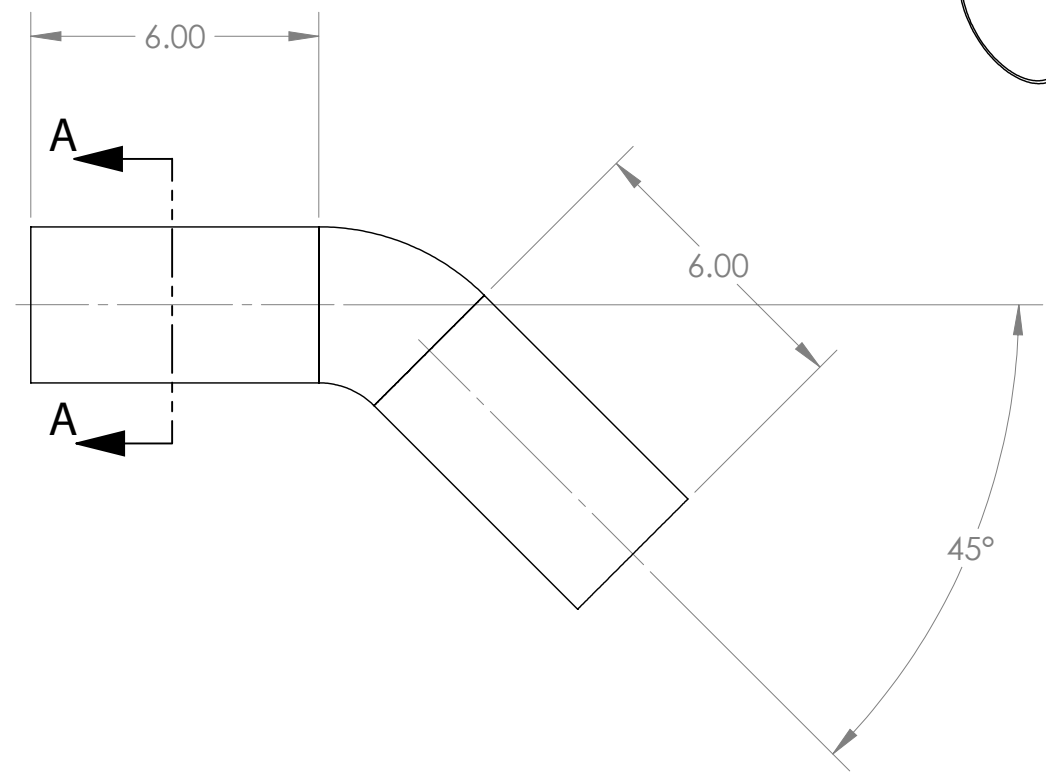
8 7 6 5 4 3 2 1

D
C
B
A

Ø3.250 O.D. .065 WALL



SECTION A-A
SCALE 1 : 2



D
C
B
A



TITLE
TUBE, 3.25 DIA. AL, 45 DEG BEND, 1D

SIZE B	DWG. NO. AEM-2-004-45	REV. A
-----------	--------------------------	-----------

SCALE 1:4	<input type="radio"/> UK <input checked="" type="radio"/> USA <input type="radio"/>	SHEET 1 OF 1
--------------	---	--------------

8 7 6 5 4 3 2 1