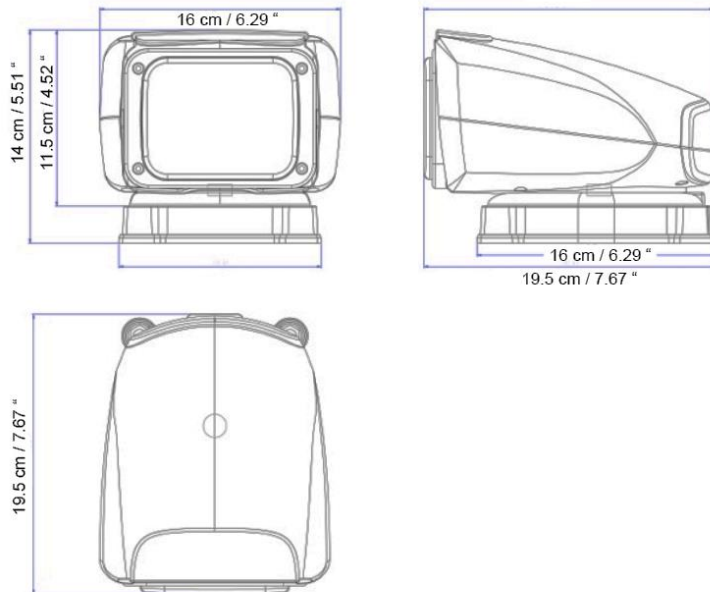


SAFETY NOTICE:

- ⊙ If replacing LED module, the LED module connector should be connected correctly for positive and negative wires.

RED and BLUE : Positive (+)
BLACK and BROWN : Negative (-)
- ⊙ FCC RULE Part. 15.21 : Changes or modifications not expressly approved by the party responsible for compliance could void the user's authority to operate the equipment.
- ⊙ This device complies with Part 15 of the FCC Rules. Operation is subject to the following two conditions: (1) this device may not cause harmful interference, and (2) this device must accept any interference received, including interference that may cause undesired operation.
- ⊙ This searchlight is a Radio Frequency (RF) device which operates on Channel 433.92 MHz. It will send out RF energy when it is in operation.
 1. RF energy may affect some electronic equipment.
 2. Some electronic equipment on vehicles or boats may be affected by RF energy.

RCL-85 Dimensions:



RCL-85

Multi-Function Motorized LED Searchlight TECHNICAL MANUAL

FEATURES:

350° Rotation & 90° Tilt
Programmable Wireless
Handheld Remote Control
UV Ray and Saltwater Resistant
Durable Weatherproof
Construction
Working environment: -30°C
(-22°F) to +70°C (+158°F)



SPECIFICATIONS:

Housing Color: Black (p/n 1957) / White (p/n 1956)

Performance: 350° Rotation / 90° Tilt

LED Module:

Lamp: 6 OSRAM High Power LEDs
Wattage: 30W
Luminous Intensity: 240,000 Candelas
Color Temperature: 5,700-6,000K
Beam Distance: 3215 ft (980m)
Beam Pattern: Spot
Energy Efficient: 2 Amps (12V) to 1 Amp (24V)
Strobe Function Included
Aluminum Housing as Heat Sink & Polycarbonate Lens
IP 68 LED Module / IP 56 Housing

Radio Frequency: 433.92 MHz

Wireless Remote Operation Distance: 213 ft. (65m)

Unit Size: 7.7" X 6.3" X 5.5" (195 X 160 X 140mm)

Power: 12V-24V (Multi-voltage)

Weight: 3.53 lbs / 1.6 Kgs

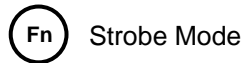
Approvals: FCC / CE / R10

OPERATION:

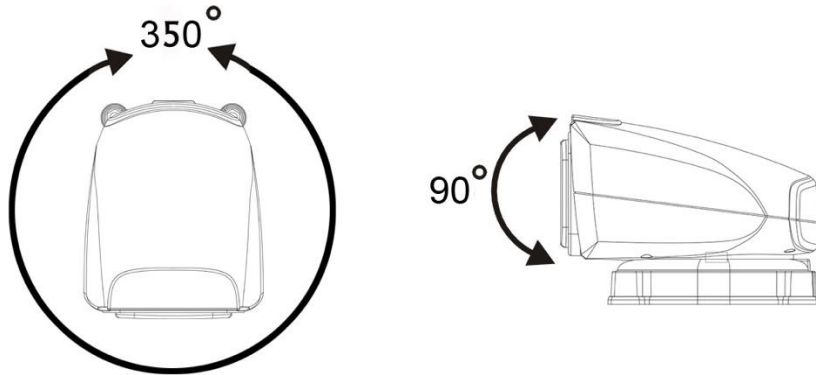
1. Connect DC Power (12V - 24V multi-voltage)
2. Press the on/off button on the handheld remote to switch on the searchlight and then utilize arrow buttons to rotate/tilt the searchlight.



3. Utilize the Function button to switch to Strobe mode.



4. Operational Performance: 350 degree Rotation / 90 degree Tilt



Contents Included in the RCL-85 Box:

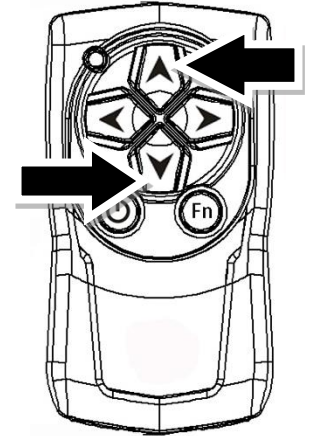
- RCL-85 Searchlight
- Handheld Wireless Remote Control (2x 23A batteries included)
- Mounting Screw Set & Mounting Template

OPTIONAL ACCESSORIES:

- Wireless Dash Mount Remote (p/n 9635)

HANDHELD WIRELESS REMOTE PROGRAMMING PROCESS:

1. Switch off DC power or disconnect from battery.
2. Make sure there is NO other transmitter operating at the same time.
3. Switch on DC power, within 5 seconds press remote up ▲ and down ▼ button once simultaneously.
4. Searchlight will flash to acknowledge the remote. Connection has been made.
5. Up to 4 remotes may be used with the searchlight (programming a fifth remote will replace the first). To program a second remote, within five seconds of programming the first remote, press the second remote's up and down button once simultaneously. Repeat to program additional remotes.



MOUNTING INSTALLATION:

