



**4PLAY**

**DEEPEST  
STRONGEST  
HARDEST**

WHEELS ON THE PLANET



**DEEPEST, HARDEST, STRONGEST WHEELS ON THE PLANET.**

4PLAY® Wheels is an elite brand of high-quality off-road wheels offering cutting edge deep concave designs, all of which are patented or patent pending. 4PLAY® Wheels does not offer deep lips, gloss black milled, or flat profiles. 4PLAY® Wheels focuses on forward facing, trend setting designs while capitalizing on 20 years of manufacturing and distribution expertise. The passion can be found in the details.

**EXCELLENCE IN MANUFACTURING & DISTRIBUTION:**

4PLAY® Wheels is the aftermarket brand of “OE Wheels®” (O. E. Wheel Distributors, LLC). Incorporated in 2001, OE Wheels® is one of the largest independent wheel distributors in North America. With 20 years since incorporation and 148 combined years of experience on staff, OE Wheels® possesses an inventory base of over 75,000 wheels and 108,000 square feet of warehouse and office space in Sarasota, Florida.

**COMPLEMENT OF DISCIPLINES & TECHNOLOGY**

OE Wheels® employs a full complement of disciplines including retail sales, wholesale, engineering, design, marketing, accounting, processing, and order fulfillment. In addition, we utilize one of the largest ERP systems allowing for seamless online customer service, accounting portal, and inventory feed opportunities for resellers.



**STATE-OF-THE-ART NEW HEADQUARTERS BY YEAR END**

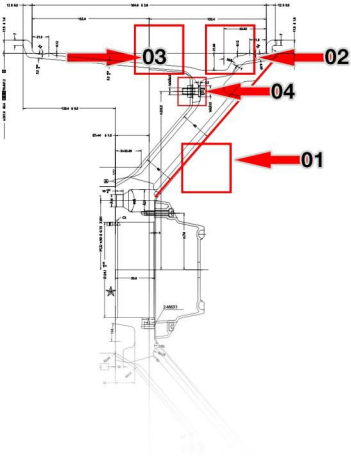
Furthering our commitment to customer service, efficient warehouse workflow and expedited order processing, OE Wheels® has broken ground on another facility that will encompass an additional 36,000 Square Feet of warehouse space and a comprehensive showroom to host our industry partners and elite customer base.



## TECHINCAL SPECS & FEATURES

### MANUFACTURING PROCESS

4PLAY® Wheels are manufactured by one of the leading OEM wheel manufacturers in the industry. We have long standing relationships with many manufacturers that we've been working with for over 20 years, and although we chose the highest priced manufacturer by far, we did so in order to create a truly better than OEM quality off road wheel that is not only safe & durable but also made using the highest quality materials and latest manufacturing processes.



#### 01. GEN2 & FORGED SERIES DEEP CONCAVE PROFILES

Rather than follow the trend, we prefer to set new ones.

Almost all competing off road wheels are designed around the same flat profile with a deep, flat lip...4Play wheels use technology and design inspired by trends seen mostly in the high end exotic automotive wheel segment. We've combined that cutting edge design and engineering technology with high strength cast, forged & flow formed wheel manufacturing and mold development processes to create an entirely new type of off road wheel, that will set the trend for all off road wheels in the years to come in terms of both aesthetic style and design.

#### 02. "STEP LIP" CONTOUR

Also previously seen primarily on forged multi piece race and exotic wheels, the STEP LIP contour provides added strength and rigidity due to it's "stepped" contour which is much stronger than any comparable size flat lip wheel on the market today. The step lip was originally designed specifically to decrease weight and increase strength on multi piece wheels. We're proud to be the 1st to introduce this technology to the off road wheel market.

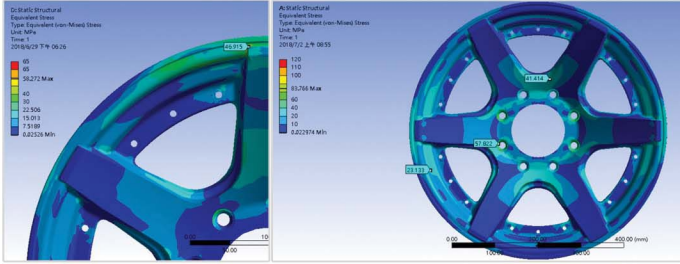
#### 03. ANTI-WATER RETENTION

Another benefit of the step lip contour is the elimination of a common issue known as "water retention", which is when water puddles inside the inner barrels "drop center" area on most wheels. This water retention can cause temporary vibration and safety issues in many cases. Our wheels do not have the typical "drop center" area on the inner barrel, which eliminates the possibility of any water from being trapped inside the retention area....Ever!

#### 04. STAINLESS STEEL 2 PIECE HARDWARE

We've added a multi piece style assembly flange which provides additional strength and rigidity as a result of the added ring of material around the inner diameter of the wheel. To make this strength / aesthetic feature look it's best, we've engineered all of our wheels for use with a 2 piece, high quality stainless steel hex bolt with open end rear mounted nut.

### STRENGTH & DURABILITY TESTING



All of our wheels, regardless of the vehicles weight, load and tow capacity, are engineered around HD Truck 2900 & 3900 lb. per wheel load capacity meaning all of our wheels, in any size, bolt pattern or fitment are all designed, engineered and tested to easily sustain the highest level of vehicle load capacities, towing capacities and strength testing parameters for the vehicles they are intended for.

#### TESTING CERTIFICATION & RUNOUT DOCUMENTATION:

All 4 PLAY® wheel orders include an individually signed runout and test certification tag to ensure that all of our wheels are delivered with the highest possible level of quality control.

### CERTIFICATION

All 4PLAY® wheel orders include an individually signed runout & test certification tag to ensure that all of our wheels are delivered with the highest possible level of quality.



#### TESTING:

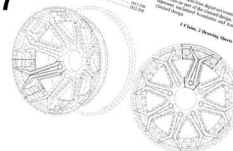
All sizes / styles / bolt patterns are engineered for 2900 and / or 3900lb. load & tow capacities regardless of vehicle they're being installed on.

Test Item	Bending Test	Position			
Report No.	1	Date	2018.07.03		
Model	4P07	PCD	180X8H	ET	-44
Size	22X12	Max load	3900LBS		



# PATENTED

International PAT. DM/202267  
U.S. PAT. D890,069



### PATENTED DESIGNS:

At 4PLAY® Wheels we focus heavily on wheel design and engineering. Our team of highly skilled designers and engineers set the bar for cutting edge wheel design and state-of-the-art technology. The Intellectual Property of 4PLAY® Wheels is protected by the utilization of trademarks and patents, both in the United States and Internationally. All designs are patented or patent pending.

**4PLAY**

**GEN2 SERIES**

The 4PLAY® Gen2 Cast Series introduced industry changing designs engineered around HD load capacities and available in 5 styles, 3 sizes and multiple fits.



4P08



4P80



4P60



4P70



4P50



4P08



4P80



4P60



4P70



4P50



**GEN2 SERIES**



**FEATURES:**

- 1-Piece Cast Aluminum
- Patented / Patent Pending
- 2900 / 3900 lb. load capacities
- Hand Brushed A-Surface
- Individual Runout / QA Tags
- True Stainless Through Bolts

SIZE:	OFFSET	PCD (all sizes)
20X10	-18	5X127 / 139.7
22X10	-18	6X135 / 139.7
22X12	-44	8X165.1 / 170 / 180

**PATENTED**

International PAT. DM/202267  
U.S. PAT. D890,069

ALL 4PLAY® WHEEL DESIGNS  
ARE PATENTED / PATENT PENDING

# 4PLAY<sup>®</sup> GEN=SERIES



## FINISH 01: BLACK COMBINATION

CENTER / FACE:  
HAND BRUSHED + GUNMETAL GLOSS CLEAR

LIP / BARREL:  
GLOSS BLACK

HARDWARE:  
POLISHED

LOGO:  
RED

## FINISH 02: GUNMETAL COMBINATION

CENTER / FACE:  
HAND BRUSHED + GLOSS CLEAR

LIP / BARREL:  
GLOSS GUNMETAL

HARDWARE:  
POLISHED

LOGO:  
RED

01. BLACK COMBINATION

02. GUNMETAL COMBINATION



# 4PLAY<sup>®</sup> SPORTSERIES

Leave a bold impression on your next off-road adventure while maintaining a direct bolt-on ready application for stock SUVs, Trucks and Jeeps. No lift, no level, no modifications required. Available in a multitude of sizes and fitments, our new Sport Series line delivers the same elite styling and quality as our other 4PLAY<sup>®</sup> products, with a more appealing price point.



**S50**  
SATIN BLACK



**S12**  
SATIN BLACK



**S12**  
SATIN BLACK+  
BRONZE



**S60**  
SATIN BLACK



**S50**



**S12**



**S12**  
SATIN BLACK+  
BRONZE



**S60**



## SPORTSERIES



FEATURES:	SIZE:	OFFSET	PCD
1-Piece FLOW FORMED Aluminum	17x9	-0	5X127 / 139.7
Patented / Patent Pending	18x9	-0	5X150 / 6X120
Stainless Steel Coin Cap Insert	20x9	-0	6X135 / 139.7
0 Offset Fitment / No Lift Req'd.	22x9	-0	ADDITIONAL *SIZING & AVAILABILITY TBD
1/2 Ton Pickup & SUV Applicable			

**PATENTED**

ALL 4PLAY<sup>®</sup> WHEEL DESIGNS  
ARE PATENTED / PATENT PENDING

**4PLAY**  
**SPORT SERIES**

**S50**  
22X9+0  
285/45/22

**FINISH:**  
SATIN MATTE BLACK



**S12**  
17X9+0  
265/70/17

**FINISH:**  
SATIN MATTE BLACK+  
BRONZE TRIM



**S60**  
18X9+0  
275/65/18

**FINISH:**  
SATIN MATTE BLACK



# 4PLAY<sup>®</sup> FORGED SERIES

The pinnacle of 4PLAY<sup>®</sup> Wheels is an entirely new series of designs. 4P F-Series is the worlds deepest concave profile forged wheels ever made. Our 4P F-Series consists of 3 wheel styles, each offered in it's own style specific color combo.



**4PF5**  
BRUSHED GUNMETAL CENTER  
POLISHED LIP



**4PF6**  
BRUSHED GUNMETAL CENTER  
POLISHED LIP



**4PF8**  
BRUSHED GUNMETAL CENTER  
POLISHED LIP



**4PF5**  
MATTE BLACK CENTER  
GLOSS BLACK LIP



**4PF6**  
MATTE BLACK CENTER  
GLOSS BLACK LIP



**4PF8**  
MATTE BLACK CENTER  
GLOSS BLACK LIP



## FORGED SERIES



FEATURES:	SIZE:	OFFSET	PCD
2-Piece Forged Aluminum	20X9	-0	DUAL 5 / 6 LUG
Patented / Patent Pending	22X10	-18	DUAL 5 / 6 / 8 LUG
2900 / 3900 lb. load capacities	24x14	-76	DUAL 5 / 6 / 8 LUG
Worlds Deepest Concave Profile			8 lug: 24" & 22" ONLY
Stainless Steel Coin Cap Insert			
True Stainless Through Bolts			

**PATENTED**

ALL 4PLAY<sup>®</sup> WHEEL DESIGNS  
ARE PATENTED / PATENT PENDING



# 4PLAY<sup>®</sup> FORGED SERIES



INTRODUCING THE 4PF-SERIES

## DEEPEST STRONGEST HARDEST

WHEELS ON THE PLANET

### PCD SPECIFIC CENTER CAP


All 4PF Series wheels are engineered specifically around our new 2020 center cap design, in either 5, 6, or 8 lug PCD configurations. Each cap includes a hand brushed base surface with a metal "coin" insert as shown above, which gives the wheel a level of detail and quality never before seen on any comparable wheels.

### 4P "TI FINISHED" ASSEMBLY-BOLTS

Nope, we don't use standard assembly bolts like every one else. All 4PF Series wheels come standard equipped with our high strength "TI Finished" assembly bolts featuring engraved 4P logo on each 8mm bolt head. Because the smallest details are equally as important as the big ones...

### PROPRIETARY DEEP CONCAVE PROFILE:

**THE DEEPEST PROFILE EVER PRODUCED.**  
After over a year under development and hundreds of thousands of dollars invested, we've finally created what others have only dreamt about; The Worlds Deepest Concave Forging Profile EVER! Offered in our 24x14-76 fitment currently, and slightly less deep in our 22x10-18 fitment.



01. GUNMETAL COMBINATION

02. BLACK COMBINATION

### FINISH 01: GUNMETAL COMBINATION AVAILABLE IN 22" AND 24" ONLY

CENTER DISC / FACE:  
HAND BRUSHED + GUNMETAL GLOSS CLEAR

LIP / BARREL:  
POLISHED LIP + BRUSHED BARREL + GLOSS CLEAR

HARDWARE:  
CHROME PLATED W/ 4P ENGRAVED LOGO

LOGOS:  
DARK GUNMETAL / BLACK WITH GLOSS CLEAR

### FINISH 02: BLACK COMBINATION AVAILABLE IN 20", 22" AND 24"

CENTER DISC / FACE:  
MATTE BLACK

LIP / BARREL:  
GLOSS BLACK

HARDWARE:  
GLOSS BLACK W/ 4P ENGRAVED LOGO

LOGOS:  
GLOSS RED



20X9.0-0 PROFILE

22X10-18 PROFILE

24X14-76 DAF PROFILE

**4PLAY**<sup>®</sup>

**4P80**

**20x10-24**

**6" LIFT**

**37/12.5/20**



**4PLAY**<sup>®</sup>

**4P80**

**20x10-24**

**6" LIFT**

**37/12.5/20**



**4PLAY**<sup>®</sup>

**4PF6**

**22x10-18**

**0" LIFT**

**37/13.5/22**



**4PLAY**<sup>®</sup>

**4PF6**

**22x10-18**

**0" LIFT**

**37/13.5/22**



**4PLAY**<sup>®</sup>



**4P80**  
**22x12-44**  
**6" LIFT**  
**37/12.5/22**

**4PLAY**<sup>®</sup>



**4P80**  
**22x12-44**  
**6" LIFT**  
**37/12.5/22**

**4PLAY**

**4P80**

**22x12-44**

**6" LIFT**

**37/13.5/22**





**4PLAY**

**4P80**

**22x12-44**

**6" LIFT**

**37/12.5/22**



**4PLAY**

**4P60**  
**22X10-18**  
**8" LIFT**



**4PLAY**<sup>®</sup>

**4P80  
22X12-44  
8" LIFT**



Check out the collection of custom wheels and rims we offer.