



CUBITRON™ II


Abrasives

Part Number Reference

Finer grades for your body shop!
Available in discs and sheet rolls.

240+ 320+

3M™ Cubitron™ II Clean Sanding Hookit™ Abrasive Discs



| Part No. | Size | Grade | Case Qty. | | |
|----------|------|-------|------------------------------|-----|------------------------------|
| 31361 | 3 in | 80+ | 50 Discs/Box 4 Boxes/Case | | |
| 31362 | | 120+ | | | |
| 31363 | | 150+ | | | |
| 31364 | | 180+ | | | |
| 31461 | | 220+ | | | |
| 31462 | | 240+ | | | |
| 31463 | | 320+ | | | |
| 31366 | 5 in | 80+ | 50 Discs/Box 4 Boxes/Case | | |
| 31367 | | 120+ | | | |
| 31368 | | 150+ | | | |
| 31369 | | 180+ | | | |
| 31471 | | 220+ | | | |
| 31472 | | 240+ | | | |
| 31473 | | 320+ | | | |
| 31370 | 6 in | 40+ | 25 Discs/Box 4 Boxes/Case | | |
| 31371 | | 80+ | 50 Discs/Box 4 Boxes/Case | | |
| 31372 | | 120+ | | | |
| 31373 | | 150+ | | | |
| 31374 | | 180+ | | | |
| 31481 | | 220+ | | | |
| 31482 | | 240+ | | | |
| 31483 | | 320+ | | | |
| 31375 | | 8 in | | 40+ | 25 Discs/Box 4 Boxes/Case |
| 31376 | | | | 80+ | |

3M™ Cubitron™ II Hookit™ File Sheets




| Part No. | Size | Grade | Case Qty. |
|----------|-------------------------|-------|-------------------------------|
| 34490 | 2-3/4 in x 16-1/2 in | 40+ | 25 Sheets/Box 4 Boxes/Case |
| 34492 | | 80+ | |
| 34494 | | 120+ | 50 Sheets/Box 4 Boxes/Case |
| 34495 | | 150+ | |
| 34496 | | 180+ | |
| 34497 | | 220+ | |

3M™ Cubitron™ II Clean Sanding Hookit™ Sheet Rolls



| Part No. | Size | Grade | Case Qty. |
|----------|--------------------|-------|----------------------------|
| 34440 | 2-3/4 in x 8.75 yd | 40+ | 1 Roll/Box 5 Boxes/Case |
| 34442 | 2-3/4 in x 13 yd | 80+ | |
| 34444 | | 120+ | |
| 34445 | | 150+ | |
| 34446 | | 180+ | |
| 34447 | | 220+ | |
| 34448 | | 240+ | |
| 34449 | | 320+ | |

3M™ Cubitron™ II Fibre Roloc™ Discs



| Part No. | Size | Grade | Case Qty. |
|----------|------|-------|------------------------------|
| 33377 | 2 in | 36+ | 15 Discs/Box 6 Boxes/Case |
| 33379 | | 60+ | |
| 33380 | | 80+ | |
| 33389 | 3 in | 36+ | 15 Discs/Box 6 Boxes/Case |
| 33391 | | 60+ | |
| 33392 | | 80+ | |

3M™ Cubitron™ II File Belts



| Part No. | Size | Grade | Case Qty. |
|----------|-----------------------|-------|------------------------------|
| 33437 | 3/8 in x 13 in | 36+ | 10 Belts/Box 5 Boxes/Case |
| 33439 | | 60+ | |
| 33440 | | 80+ | |
| 33443 | 1/2 in x 18 in | 36+ | 10 Belts/Box 5 Boxes/Case |
| 33445 | | 60+ | |
| 33446 | | 80+ | |
| 33449 | 3/4 in x 20-1/2 in | 36+ | 10 Belts/Box 5 Boxes/Case |
| 33451 | | 60+ | |
| 33452 | | 80+ | |

3M™ Cubitron™ II Flap Disc — T29




| Part No. | Size | Grade | Case Qty. |
|----------|-------------------|-------|-----------------------------|
| 33470 | 4-1/2 in x 7/8 in | 40+ | 5 Discs/Box 6 Boxes/Case |
| 33471 | | 60+ | |
| 33472 | | 80+ | |

3M™ Cubitron™ II Cut-Off Wheels



| Part No. | Size | Grade | Case Qty. |
|----------|----------------------------|-------|------------------------------|
| 33455 | 3 in x 1/16 in x 3/8 in | — | 5 Wheels/Box 6 Boxes/Case |
| 33456 | 3 in x 1/25 in x 3/8 in | — | |
| 34460 | 4 in x 1/25 in x 3/8 in | — | |

3M™ Cubitron™ II Abrasive Fibre Discs



| Part No. | Size | Grade | Case Qty. |
|----------|---------------|-------|-----------------------------|
| 33413 | 5 in x 7/8 in | 36+ | 5 Discs/Box 5 Boxes/Case |
| 33415 | | 60+ | |
| 33416 | | 80+ | |
| 33425 | 7 in x 7/8 in | 36+ | 5 Discs/Box 5 Boxes/Case |
| 33427 | | 60+ | |
| 33428 | | 80+ | |

1



Cuts 30% faster and lasts twice as long as conventional ceramic abrasives because of 3M Precision-Shaped Grain technology.

2



Requires less pressure and helps reduce technician fatigue.

3



Runs cooler for improved quality

4




Delivers a finer, more uniform finish

5



Saves time and improves productivity

3M Precision-Shaped Grain The science of speed



3M Precision-Shaped Grain in the Cubitron II discs continuously fractures to form sharp points and edges — slicing cleaner, faster, staying cooler and lasting many times longer.




Conventional ceramic abrasive grain is irregular in shape. Instead of a clean, machining action, the grain "plows" through the metal, causing heat build up, slower cutting and shorter life.

Hear why his shop switched to 3M™ Cubitron™ II Abrasives.

3M Coated Abrasive Belts and Scotch-Brite™ Surface Conditioning Belts Safety Information

- Deliver this insert with product to operator.
- Read this entire insert before mounting product on tool or machine.
- Post this insert in the work area.

Read the Safety Data Sheets (SDS) before using any materials.

Contact the suppliers of the workpiece materials and abrasive materials for copies of the SDS if one is not readily available.

WARNING!
Exposure to DUST generated from workpiece and/or abrasive materials can result in lung damage and/or other physical injury. Use dust capture or local exhaust as stated in the SDS. Wear government-approved respiratory protection and eye and skin protection. Failure to follow this warning can result in serious lung damage and/or physical injury.

WARNING!

- Product can break apart during use and cause injury if damaged or run too fast.
- Always wear recommended and appropriate eye, face, ear, hand, and body protection. Injury to face* and eyes* can result if product fails. See ANSI Z87.1 for proper safety equipment.
- Excessive operating speed or generation of extreme heat may result in harmful emissions. Use local ventilation.








WARNING!

- Never exceed the Maximum Operating Speed of the contact wheel, accessory or belt.
- Exceeding the Maximum Operating Speed can cause product or contact wheel to break apart and may cause injury.



Check Maximum Operating Speed of Contact Wheel


Contact Wheel

The Maximum Operating Speed for all Scotch-Brite™ Surface Conditioning belts is 6,500 surface feet per minute. Coated abrasive belts, including 3M™ Trizact™ belts, do not have a speed rating; refer to the Max. RPM of the contact wheel.

WARNING!

Abusive operations can cause belt to break apart.

- Replace belts when damaged (kinked, cracked, nicked, torn, folded or punctured) or worn out.
- Inspect contact wheel or accessory and replace if damaged (cracks, nicks or wear).
- Inspect product and replace when damaged or worn out.
- Do not modify or alter product construction in any way. Altering the product can cause the product to break apart and cause injury.
- Contacting the edge of the belt may result in belt breakage.
- Carefully mount the belt on the machine per tool manufacturer's recommendations. Use the proper machine safety guards.
- Check for proper belt tension and tracking. If arrows on the backing are present, make sure they point in the direction of rotation.
- Product should only be used by trained operators or under direct supervision of experienced personnel.



Inspect For Damage

WARNING!

- Sparks and particles generated from normal product operation can cause fire or explosion.
- Remove flammable or explosive material from work area.
- Do not use in dusty, flammable or explosive environments.
- Do not use on flammable or explosive materials.
- Direct sparks away from face and body.
- Consult your plant safety engineer for safe work set-up.



- To avoid a fire hazard, do not mix metal swarf with wood swarf in the same dust collector.
- Consult with engineering/safety personnel for flammability hazards.
- Install a spark arrester or fire quenching unit in the ductwork ahead of the dust collector if a sparking hazard exists where flammable dusts are being generated.

CAUTION!

Abusive operations can cause belt to break apart.

- Improper work set-up can cause workpiece to be thrown or propelled through equipment when belt makes contact.
- Stop immediately if vibration or unusual noises occur during use. Determine cause and correct before continuing.
- Make sure the belt fully covers the contact wheel face in off-hand operations.
- Make sure no one is standing in front or in back of the belt when starting machine.
- Check feed rolls frequently on conveyor belt machines to be sure they hold evenly across the width of the workpiece.
- Avoid contact with moving belt edge or surface or severe cuts and abrasions could result.
- Hold the workpiece in position with clamps, stops or fixtures when using portable tools.
- Always abrade on the belt below the horizontal centerline of the contact wheel when using contact wheel belt sanders and open-drum sanders.

- Incorrect storage could affect safety as well as product performance.**
- Store coated abrasive belts at temperatures between 60-80°F (15-27°C) and between 35-50% relative humidity.
 - Do not use belts with abnormally curled shape.
 - Store surface conditioning products at temperatures below 150°F (65°C) and limit exposure to water and high humidity.

- Features 3M's tough and best in class Cubitron™ II mineral
- Grains of ceramic/aluminum oxide blend are precisely-shaped, uniformly-sized and vertically oriented
- Slices through hard metal for fast cut
- Cubitron™ II abrasives run cooler, reducing risk of metal discoloration/oxidation and heat related stress cracks
- A grinding aid further enhances cooler running on high-strength steel
- Exceptionally long-lasting belt performs consistently and reliably throughout its life
- Used with the 3M™ File Belt Sander, easily grinds out rivets and spot welds

Our 3M™ Cubitron™ II File Belts 786F is a 3M best-in-class abrasive belt, designed for use with the 3M™ File Belt Sander, for tasks like grinding out rivets and removing spot welds. 3M Precision Shaped Grain is resin-bonded on a heavy duty backing for a more consistent finish, cooler operation and two times more belt life. The resin bond and a grinding aid keep this belt cutting cool and sharp.

Make Light Work of Tough Tasks with Cubitron™ II

Ideal for tough detail work like cleaning, deburring, blending and finishing as well as working in small confined spaces, our 3M™ Cubitron™ II File Belts 786F is available in three grades — 36+, 60+ and 80+ — and widths including 3/8", 1/2" and 3/4" as well as lengths of 13", 18" and 20.5".

The exceptionally fast cut and long life of 3M™ ceramic abrasive grain enable this slim belt to accomplish a remarkable degree of work. Its fast cutting action helps eliminate burning or other forms of thermal damage, as well.

About 3M™ Cubitron™ II and Precision-Shaped Grain

[3M™ Cubitron™ II abrasive discs, cutoff wheels](#) and [file belts](#) have raised the bar for high-performing abrasives. Cubitron™ abrasives feature Precision-Shaped Grain (PSG) technology, which allows our engineers to control the geometry of the abrasive grain for a truly fast, efficient cut. Instead of simply crushing the abrasive into particles, 3M uses microreplication to uniformly size ceramic grains and precisely shape them into triangular structures — essentially, sharp peaks that slice, not plow, through paint and metal. These grains are electrostatically oriented on the abrasive surface for the most efficient cut and even wear. What's more, PSG fractures during use to maintain sharp abrasive edges. The result: Cubitron™ II cuts 30% faster and lasts 2x longer than conventional ceramic abrasives.

An Alternative to Spot Weld Drilling

The [3M™ File Belt Sander](#) and 3M™ Cubitron™ II File Belts 786F are a great addition to body shop tool rooms. They are a vastly superior alternative to spot weld drilling.

In addition a traditional spot weld drill goes back on the shelf. versatile file belt tool can also be used for other jobs —

- Clean and prep brake caliper pockets: Removing rust, brake dust and other contaminants with wire brushes, files and other tools can be tedious and time-consuming. The 3M file belt system speeds up tough cleaning jobs like this, while giving you more control to prevent gouging.
- Clean wheel rims: Removing corrosion prior to mounting the tire is critical, in order to avoid bead leaks. The 3M file belt system makes this job quick and easy, and it is also ideal for prepping surfaces prior to attaching stick-on wheel weights and prepping centering hubs.
- Prep steering knuckles: Steering knuckle housing and mating surfaces need to be free of corrosion and other contaminants in order to ensure proper installation of the wheel bearing hub assembly. The 3M file belt system lets you get into deep indentations and complex surfaces, making cleanup fast and easy.



Our 3M file belt system features high performance abrasives for tough detail work such as cleaning, deburring, blending and finishing

3M Science. On the Cutting Edge of Performance

[Cubitron™ II abrasives](#) are only one example of how the need for process improvements, new solutions and alternatives drives the development of new abrasive technologies. 3M is already working on the next breakthrough to make your life and your work better, safer and more profitable.